

Weakening of ifo Employment Barometer

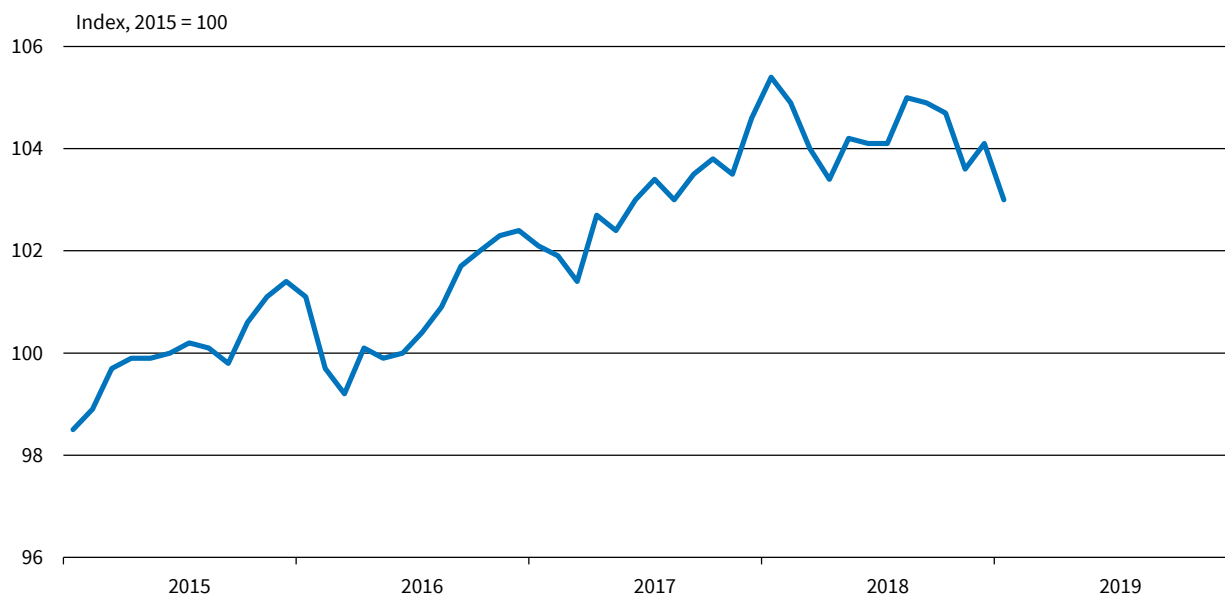
Munich, 30 January 2019 – German companies continue to hire new employees but somewhat more cautiously than recently. The ifo Employment Barometer fell to 103.0 points in January after 104.1 points in December. Increasing concern about the German economy has led companies to be somewhat more cautious in their hiring.

The employment barometer fell in all four survey sectors, although companies are still planning to increase staff levels. The sharpest decline was observed in the manufacturing sector. The weakening industrial economy is also reflected in the search for personnel. Service providers remain the driving force on the German labour market, which is where most new jobs are being created. The construction industry will also continue its strongly expansive hiring policies.

Enquiries: Klaus Wohlrabe – Tel. 0049 89 9224-1229 – Wohlrabe@ifo.de

ifo Employment Barometer Germany^a

Seasonally adjusted



^a Manufacturing, service sector, trade and construction.

Source: ifo Business Survey, January 2019.

© ifo Institute

ifo Employment Barometer Germany (Index, 2015 = 100, seasonally adjusted)

Month/Year	01/18	02/18	03/18	04/18	05/18	06/18	07/18	08/18	09/18	10/18	11/18	12/18	01/19
Barometer	105.4	104.9	104.0	103.4	104.2	104.1	104.1	105.0	104.9	104.7	103.6	104.1	103.0

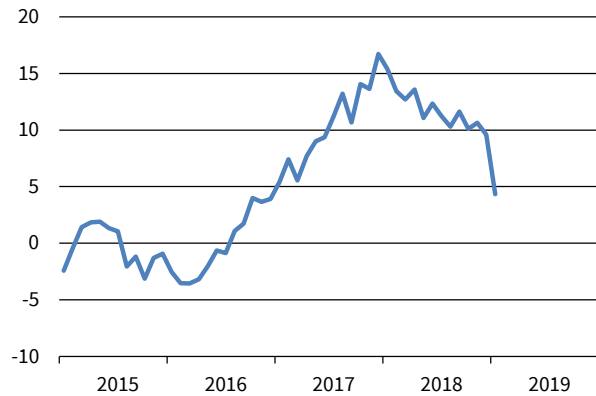
Source: ifo Business Survey.

© ifo Institute

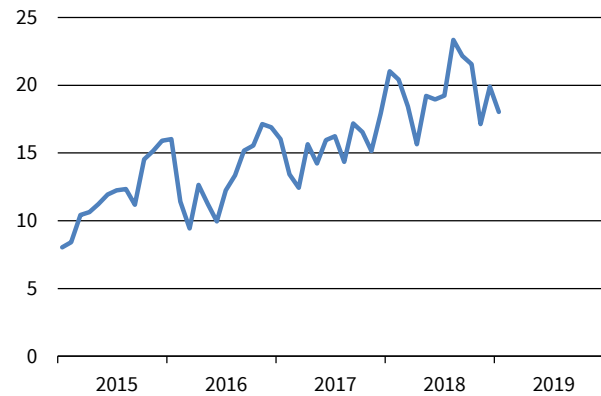
ifo Employment Barometer by Sector

Balances, seasonally adjusted

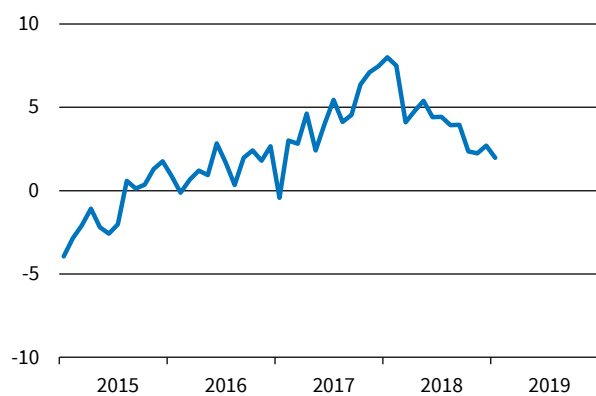
Manufacturing



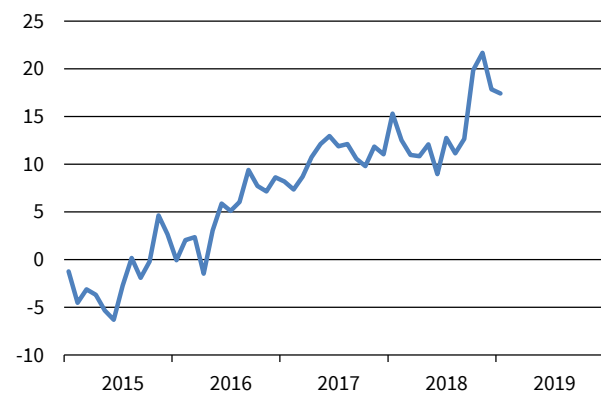
Service Sector



Trade



Construction



Source: ifo Business Survey, January 2019.

© ifo Institute

ifo Employment Barometer by Sector (Balances, seasonally adjusted)

Month/Year	01/18	02/18	03/18	04/18	05/18	06/18	07/18	08/18	09/18	10/18	11/18	12/18	01/19
Manufacturing	15.4	13.4	12.7	13.6	11.1	12.3	11.2	10.3	11.6	10.1	10.6	9.6	4.3
Service Sector	21.0	20.4	18.4	15.6	19.2	18.9	19.2	23.3	22.2	21.5	17.1	19.9	18.0
Trade	8.0	7.5	4.1	4.8	5.4	4.4	4.4	3.9	3.9	2.4	2.2	2.7	2.0
Construction	15.3	12.5	11.0	10.9	12.1	9.0	12.8	11.2	12.7	19.9	21.7	17.9	17.4

Source: ifo Business Survey.

© ifo Institute

For long time-series in Excel format consult www.ifo.de/langereihen.

The ifo Employment Barometer is based on ca. 9.000 monthly responses from businesses in manufacturing, construction, wholesaling, retailing and the service sector. The companies are asked to report on their employment plans for the coming three months. They can describe their plans for the number of employees for the coming six months as “increasing”, “stable”, or “decreasing”. The balance value of the plans is the difference in the percentage shares of the responses “increasing” and “decreasing”. To calculate the index value the balances are normed to the average for the year 2015.

The ifo Employment Barometer is calculated exclusively for the Handelsblatt.