



List of variables

Ifo Business Survey Industry

Data: 1/1980-12/2019

As of February 2020

Contents

Description of variables

Page 1-6

Page 7-161

LMU-ifo Economics & Business Data Center (EBDC)

Poschingerstr. 5
81679 Munich

List of variables - test of economic cycle - manufacturing industry

1. Variables of identification

2. Standard questions

3. Special questions

1. Variables of identification

No.	Name	Label	German description
1.1)	survey	survey	Umfrage
1.2)	year	year	Erhebungsjahr
1.3)	month	month	Erhebungsmonat
1.4)	idnum	KT and INNO firm adressfile id	Firmenidentifikationsnummer
1.5)	runnum	running number of plant	Laufende Firmennummer
1.6)	vg_plantnum	KT and INNO information containing id	11-stellige Identifikationsnummer
1.7)	vg_fedstaifo	federal state (ifo-code)	Bundesland entsprechend ifo Codierung
1.8)	vg_westeast	western eastern	Unterscheidet zwischen West- und Ost- Erhebung
1.9)	vg_weight	weight	Gewicht
1.10)	vg_latecomer	latecomer	Nachzügler
1.11)	sector_id	sector id	Sektor ID
1.12)	sector_ifo	ifo sector classification	ifo Sektorklassifikation
1.13)	vg_sypro	sypro sector classification	sypro Sektorklassifikation
1.14)	sector_wz93	wz93 sector classification	wz93 Sektorklassifikation
1.15)	sector_wz08	wz08 sector classification	wz08 Sektorklassifikation
1.16)	sector_total	ebdc sector classification	EBDC Sektorklassifikation
Variables regarding the survey process			
1.17)	online	online	Fragebogen online beantwortet
1.18)	survey_start	survey start	Umfragebeginn
1.19)	survey_end	survey end	Umfrageende
1.20)	participation_date	participation date	Teilnahmedatum
1.21)	participation_hour	participation hour	Teilnahmestunde
1.22)	participation_status	participation status	Teilnahmestatus
1.23)	vg_participant	participation in this survey	Teilnahme

2. Standard questions

No.	Name	Label	German description
2.1)	vg_statebus	state of business (appraisal)	Beurteilung der Geschäftslage
2.2)	vg_provpmp	production versus previous month	Produktion im Vergleich zum Vormonat
2.3)	vg_stin	stock of inventories	Beurteilung des Bestand an Fertigwaren
2.4)	vg_demand	situation of demand	Nachfragesituation gegenüber dem Vormonat
2.5)	vg_ordvpmp	orders versus past	Auftragsbestand in Vergangenheit
2.6)	vg_orders	orders (appraisal)	Beurteilung des aktuellen Auftragsbestands
2.7)	vg_pricevpmp	domestic prices of sale versus previous month	Inländische Verkaufspreise
2.8)	vg_proexp	expected production	Erwartete Inländische Produktionstätigkeit
2.9)	vg_priceexp	expected domestic prices	Erwartete inländische Verkaufspreise
2.10)	vg_expexp	expected export trade	Erwarteter Exporthandel
2.11)	vg_comexp	expected commercial operations	Erwarteter Geschäftslage
2.12)	vg_foreord	foreign orders (appraisal)	Bestand an Auslandsaufträgen
2.13)	vg_saleexp	sales expectancy	Erwarteter Umsatz
2.14)	vg_emplexp*	expected employees	Erwartete Entwicklung der Gesamtbeschäftigtenzahl
2.15)	vg_pro_vpq	production vs. Past	Produktionstätigkeit in Vergangenheit
2.16)	vg_demand_vpq	situation of dmand vs. Past	Nachfragesituation in Vergangenheit
2.17)	vg_ord_vpq	orders vs. Past	Auftragsbestand in Vergangenheit
2.18)	vg_price_vpq	domestic prices of sale vs. Past	Inlandsverkaufspreise in Vergangenheit
2.19)	vg_credit**	credit allocation	Kreditvergabe
2.20)	vg_statebus_sl	state of business (VAS)	Beurteilung der Geschäftslage (VAS)
2.21)	vg_statebus_clicks	state of business (clicks)	Beurteilung der Geschäftslage (Klicks)
2.22)	vg_comexp_sl	expected commercial (VAS)	Erwartete Geschäftslage (VAS)
2.23)	vg_comexp_clicks	expected commercial (clicks)	Erwartete Geschäftslage (Klicks)
2.24)	vg_comexp_unc	uncertainty w.r.t. commercial operation	Slider Unsicherheit
2.25)	vg_emplpast	development employees last month	Entwicklung der Gesamtbeschäftigtenzahl im Vormonat
2.26)	vg_prestatebus_unc	uncertainty: prediction of business situation	Unsicherheit der Lagevorhersage

*special question until 06/1997. See 3.13)

**special question until 08/2008. See 3.48)

3. Special questions

No.	Name	Label	German description
3.1)	vg_ranord	range of orders in months	Reichweite der Auftragsbestände in Monaten
3.2)	vg_uticappc	capacity utilization in %	Auslastung der Anlagen in %
3.3)	vg_uticapap	capacity utilization (appraisal)	Beurteilung der technischen Kapazität
3.4)	vg_constrain	constraints to production	Behinderung der Produktionstätigkeit
3.5)	vg_ordlack	lack of orders	Auftragsmangel
3.6)	vg_mplack	lack of manpower	Arbeitskräftemangel
3.7)	vg_matlack	lack of material	Materialknappheit
3.8)	vg_techcap	technical capacity	Technische Kapazität
3.9)	vg_bastlack	lack of back staff	Mangel an Hilfskräften
3.10)	vg_diffin	difficulties of financing	Produktionsbehinderung durch Finanzierungsengpässe
3.11)	vg_weather	weather conditions	Produktionsbehinderung durch Wetterlage
3.12)	vg_skellack	lack of skilled employees	Mangel an Fachkräften
3.13)	vg_othrea	other reasons	Sonstige Faktoren / Andere Ursachen
3.14)	vg_proexpen	product too expensive	Produkte zu teuer
3.15)	vg_proqual	quality of products	Produktqualität
3.16)	vg_propro	program of products	Produktprogramm
3.17)	vg_ovtime	overtime	Überstunden
3.18)	vg_ovtimemo	overtime more than customary	Mehr Überstunden als betriebsüblich
3.19)	vg_stwork	short-time work	Kurzarbeit
3.20)	vg_stworkexp	expected short-time work	Erwartete Kurzarbeit
3.21)	vg_emplexp*	expected employees	Erwartete Entwicklung der Gesamtbeschäftigtenzahl
3.22)	vg_empl	employees 12 month	Beschäftigte Erwartungen
3.23)	vg_prof	profit situation	Ertragsituation derzeit
3.24)	vg_profch	change of profit situation	Ertragsituation gegenüber dem Vorquartal
3.25)	vg_hcount	headcount	Entwicklung des Personalbestands
3.26)	vg_fest	feedstock	Rohstoff- und Vormaterialbestände
3.27)	vg_proenl	enlargement of production	Produktionserweiterung
3.28)	vg_priceinc	increase in price	Preiserhöhung
3.29)	vg_fincolow	low costs of financing	Niedrige Finanzierungskosten
3.30)	vg_diffsup1	difficulties of supply	Versorgungsschwierigkeiten
3.31)	vg_weaken	weakening	Abschwächung
3.32)	vg_prored	reduction of production	Produktionsabschwächung
3.33)	vg_pricedec	price decrease	Preisrückgänge
3.34)	vg_fincohi	high costs of financing	Hohe Finanzierungskosten
3.35)	vg_diffsup2	difficulties of supply	Versorgungsschwierigkeiten
3.36)	vg_strength	strengthening	Verstärkte Produktion
3.37)	vg_festwe	feedstock in weeks	Rohstoff- und Vormaterialbestände in Wochen
3.38)	vg_stinwe	stock of inventories in weeks	Fertigwarenbestände in Wochen
3.39)	vg_emppro2	employees in production	Produktionsbeschäftigte für XY
3.40)	vg_emplinc	increase of employees in %	Zunahme der Beschäftigten in % für die Produktion von XY
3.41)	vg_empldec	decrease of employees in %	Abnahme der Beschäftigten in % für die Produktion von XY
3.42)	vg_compos1	national competitive position	Wettbewerbsposition Inland
3.43)	vg_compos2	EU competitive position	Wettbewerbsposition innerhalb der EU
3.44)	vg_compos3	competitive position abroad	Wettbewerbsposition außerhalb der EU
3.45)	vg_ranord2	range of orders in months (end of prev. month)	Reichweite der Auftragsbestände in Monaten
3.46)	vg_uticappc2	capacity utilization in % (end of prev. month)	Kapazitätsauslastung in %
3.47)	vg_emppro	employees	Im Unternehmen beschäftigte Personen
3.48)	vg_credit**	credit allocation	Kreditvergabe
3.49)	vg_j1	Japan crisis q1	Japankrise Frage1
3.50)	vg_j2	Japan crisis q2	Japankrise Frage2
3.51)	vg_j3	Japan crisis q3	Japankrise Frage3
3.52)	vg_j4	Japan crisis q4	Japankrise Frage4
3.53)	vg_j5	Japan crisis q5	Japankrise Frage5
3.54)	vg_j6	Japan crisis q6	Japankrise Frage6
3.55)	vg_fairrx	exhibitor at an international specialized fair	Aussteller auf einer internationalen Fachmesse
3.56)	vg_fairrx_g	exhibitor at an international specialized fair in Germany	Aussteller auf einer internationalen Fachmesse in Deutschland
3.57)	vg_fairrx_e	exhibitor at an international specialized fair in a foreign European country	Aussteller auf einer internationalen Fachmesse im europäischen Ausland
3.58)	vg_fairrx_ne	exhibitor at an international specialized fair in a country outside Europe	Aussteller auf einer internationalen Fachmesse im außereuropäischen Ausland
3.59)	vg_fairxhexp	exhibitor at an international specialized fair during next 2-3 years	Aussteller auf einer internationalen Fachmesse in den nächsten 2-3 Jahren
3.60)	vg_fairxhexp_g	exhibitor at an international specialized fair in Germany during next 2-3 years	Aussteller auf einer internationalen Fachmesse in Deutschland in den nächsten 2-3 Jahren
3.61)	vg_fairxhexp_e	exhibitor at an international specialized fair in a foreign European country during next 2-3 years	Aussteller auf einer internationalen Fachmesse im europäischen Ausland in den nächsten 2-3 Jahren
3.62)	vg_fairxhexp_ne	exhibitor at an international specialized fair in a country outside Europe during next 2-3 years	Aussteller auf einer internationalen Fachmesse im außereuropäischen Ausland in den nächsten 2-3 Jahren
3.63)	vg_csal_lq	percentage change of sales in field xy - last quarter	Umsatzveränderung im letzten Quartal in Bereich XY
3.64)	vg_csal_lq_v	values: percentage change of sales in field xy - last quarter	Wertangaben: Umsatzveränderung im letzten Quartal in Bereich XY
3.65)	vg_csal_nqbc	best case//percentage change of sales in field xy - next quarter	Umsatzveränderung im nächsten Quartal in Bereich XY (best case)
3.66)	vg_csal_nqbc_v	values: best case//percentage change of sales in field xy - next quarter	Wertangabe: Umsatzveränderung im nächsten Quartal in Bereich XY (best case)
3.67)	vg_csal_nqac	average case//percentage change of sales in field xy - next quarter	Umsatzveränderung im nächsten Quartal in Bereich XY (average case)
3.68)	vg_csal_nqac_v	values: average case//percentage change of sales in field xy - next quarter	Wertangabe: Umsatzveränderung im nächsten Quartal in Bereich XY (average case)
3.69)	vg_csal_nqwc	worst case//percentage change of sales in field xy - next quarter	Umsatzveränderung im nächsten Quartal in Bereich XY (worst case)
3.70)	vg_csal_nqwc_v	values: worst case//percentage change of sales in field xy - next quarter	Wertangabe: Umsatzveränderung im nächsten Quartal in Bereich XY (worst case)
3.71)	vg_psalinc	probability of sales increase - next quarter	Wahrscheinlichkeit eines steigenden Umsatzes im nächsten Quartal
3.72)	vg_psalinc_min	lower bound: probability of sales increase - next quarter	Angegebene Untergrenze: Wahrscheinlichkeit eines steigenden Umsatzes im nächsten Quartal
3.73)	vg_psalinc_max	upper bound: probability of sales increase - next quarter	Angegebene Obergrenze: Wahrscheinlichkeit eines steigenden Umsatzes im nächsten Quartal
3.74)	vg_psalinc_sv	single value: probability of sales increase - next quarter	Einzelwert: Wahrscheinlichkeit eines steigenden Umsatzes im nächsten Quartal

3.75)	vg_psalstead	probability of steady sales - next quarter	Wahrscheinlichkeit eines gleichbleibenden Umsatzes im nächsten Quartal
3.76)	vg_psalstead_min	lower bound: probability of steady sales - next quarter	Angegebene Untergrenze: Wahrscheinlichkeit eines gleichbleibenden Umsatzes im nächsten Quartal
3.77)	vg_psalstead_max	upper bound: probability of steady sales - next quarter	Angegebene Obergrenze: Wahrscheinlichkeit eines gleichbleibenden Umsatzes im nächsten Quartal
3.78)	vg_psalstead_sv	single value: probability of steady sales - next quarter	Einzelwert: Wahrscheinlichkeit eines gleichbleibenden Umsatzes im nächsten Quartal
3.79)	vg_psaldec	probability of sales decrease - next quarter	Wahrscheinlichkeit eines sinkenden Umsatzes im nächsten Quartal
3.80)	vg_psaldec_min	lower bound: probability of sales decrease - next quarter	Angegebene Untergrenze: Wahrscheinlichkeit eines sinkenden Umsatzes im nächsten Quartal
3.81)	vg_psaldec_max	upper bound: probability of sales decrease - next quarter	Angegebene Obergrenze: Wahrscheinlichkeit eines sinkenden Umsatzes im nächsten Quartal
3.82)	vg_psaldec_sv	single value: probability of sales decrease - next quarter	Einzelwert: Wahrscheinlichkeit eines sinkenden Umsatzes im nächsten Quartal
3.83)	vg_inf_heat	influence of heatwaves on value added	Auswirkung von Hitzewellen auf die Wertschöpfung
3.84)	vg_inf_cold	influence of cold waves on value added	Auswirkung von Kältewellen (inkl. Eis & Schnee) auf die Wertschöpfung
3.85)	vg_inf_drou	influence of drought on value added	Auswirkung von Trockenheit auf die Wertschöpfung
3.86)	vg_inf_rain	influence of heavy rainfall on value added	Auswirkung von Starkniederschlag auf die Wertschöpfung
3.87)	vg_inf_storm	influence of storms on value added	Auswirkung von Stürmen auf die Wertschöpfung
3.88)	vg_einf_pur	expected influence of climate change on purchases	Erwartete Auswirkungen des Klimawandels auf den Bereich Einkauf
3.89)	vg_einf_prod	expected influence of climate change on production	Erwartete Auswirkungen des Klimawandels auf den Bereich Produktion
3.90)	vg_einf_sal	expected influence of climate change on sales	Erwartete Auswirkungen des Klimawandels auf den Bereich Absatz
3.91)	vg_einf_wast	expected influence of climate change on waste management	Erwartete Auswirkungen des Klimawandels auf den Bereich Entsorgung
3.92)	vg_einf_log	expected influence of climate change on logistics	Erwartete Auswirkungen des Klimawandels auf den Bereich Logistik
3.93)	vg_einf_inno	expected influence of climate change on innovations	Erwartete Auswirkungen des Klimawandels auf den Bereich Innovation
3.94)	vg_einf_pers	expected influence of climate change on personnel	Erwartete Auswirkungen des Klimawandels auf den Bereich Personal
3.95)	vg_flight_ger	importance of flight connections in Germany	Bedeutung von Flugverbindungen zu Zielen in Deutschland
3.96)	vg_flight_eur	importance of flight connections in Europe	Bedeutung von Flugverbindungen zu Zielen in Europa
3.97)	vg_flight_world	importance of flight connections worldwide	Bedeutung von Flugverbindungen zu Zielen weltweit
3.98)	vg_surp_cat	return on sales: surplus (category)	Jahresüberschuss (Kategorie)
3.99)	vg_ros_surp	return on sales: surplus	Jahresüberschuss
3.100)	vg_loss_cat	return on sales: loss (category)	Jahresverlust (Kategorie)
3.101)	vg_ros_loss	return on sales: loss	Jahresverlust
3.102)	vg_russia1	Russia/Ukraine conflict q1	Russland/Ukraine-Konflikt Frage 1
3.103)	vg_russia2	Russia/Ukraine conflict q2	Russland/Ukraine-Konflikt Frage 2
3.104)	vg_russia3	Russia/Ukraine conflict q3	Russland/Ukraine-Konflikt Frage 3
3.105)	vg_russia4	Russia/Ukraine conflict q4	Russland/Ukraine-Konflikt Frage 4
3.106)	vg_russia5	Russia/Ukraine conflict q5	Russland/Ukraine-Konflikt Frage 5
3.107)	vg_russia6	Russia/Ukraine conflict q6	Russland/Ukraine-Konflikt Frage 6
3.108)	vg_russia7	Russia/Ukraine conflict q7	Russland/Ukraine-Konflikt Frage 7
3.109)	vg_russia8	Russia/Ukraine conflict q8	Russland/Ukraine-Konflikt Frage 8
3.110)	vg_fambus	family business	Familienunternehmen
3.111)	vg_minim1	minimum wage q1	Mindestlohn Frage 1
3.112)	vg_minim2	minimum wage q2	Mindestlohn Frage 2
3.113)	vg_minim3	minimum wage q3	Mindestlohn Frage 3
3.114)	vg_minim4	minimum wage q4	Mindestlohn Frage 4
3.115)	vg_minim5	minimum wage q5	Mindestlohn Frage 5
3.116)	vg_minim6	minimum wage q6	Mindestlohn Frage 6
3.117)	vg_minim7	minimum wage q7	Mindestlohn Frage 7
3.118)	vg_minim8	minimum wage q8	Mindestlohn Frage 8
3.119)	vg_invest_lj	total investment last year	Gesamtinvestitionen letztes Jahr
3.120)	vg_invcon_lj	investment in construction last year	Investitionen in Bauten letztes Jahr
3.121)	vg_inveq_lj	investment in equipment last year	Investitionen in Ausrüstung letztes Jahr
3.122)	vg_invest_dj	total investment this year	Gesamtinvestitionen dieses Jahr
3.123)	vg_invcon_dj	investment in construction this year	Investitionen in Bauten dieses Jahr
3.124)	vg_inveq_dj	investment in equipment this year	Investitionen in Ausrüstung dieses Jahr
3.125)	vg_invest_nj	total investment next year	Investitionen im kommenden Jahr, insgesamt
3.126)	vg_invcon_nj	investment in construction next year	Investitionen im kommenden Jahr, Bauten
3.127)	vg_inveq_nj	investment in equipment next year	Investitionen im kommenden Jahr, Ausrüstung
3.128)	vg_ref1	refugees question1	Flüchtlinge Frage 1
3.129)	vg_ref2	refugees question2	Flüchtlinge Frage 2
3.130)	vg_ref3	refugees question3	Flüchtlinge Frage 3
3.131)	vg_ref4	refugees question4	Flüchtlinge Frage 4
3.132)	vg_ref5	refugees question5	Flüchtlinge Frage 5
3.133)	vg_ref6	refugees question6	Flüchtlinge Frage 6
3.134)	vg_ref7	refugees question7	Flüchtlinge Frage 7
3.135)	vg_ref8	refugees question8	Flüchtlinge Frage 8
3.136)	vg_ref9	refugees question9	Flüchtlinge Frage 9
3.137)	vg_minim_post1	affected by minimum wage	von Mindestlohn betroffen
3.138)	vg_minim_post2	no minimum wage measures	keine Mindestlohn- Maßnahmen
3.139)	vg_minim_post3	measures: employee reduction	Maßnahmen: Personalabbau
3.140)	vg_minim_post4	measures: working hour reduction	Maßnahmen: Arbeitszeitreduzierung
3.141)	vg_minim_post5	measures: increased prices	Maßnahmen: Preiserhöhungen
3.142)	vg_minim_post6	measures: decreased investment	Maßnahmen: verringerte Investitionen
3.143)	vg_minim_post7	measures: decreased special payments	Maßnahmen: Kürzungen von Sonderzahlungen
3.144)	vg_minim_post8	less minijobs	Minijobs weggefallen
3.145)	vg_minim_post9	minijobs transformed into insurable employment	Minijobs in soz.vers.pflichtige Besch.verhältnisse umgewandelt
3.146)	vg_minim_post10	new insurable employment	neue soz.vers.pflichtige Besch.verhältnisse
3.147)	vg_minim_post11	employment relationships did not change	keine veränderten Besch.Verhältnisse
3.148)	vg_credityes	credit agreement signed	Kreditvertrag abgeschlossen
3.149)	vg_creditno	credit agreement not signed	Kreditvertrag nicht abgeschlossen
3.150)	vg_credituse1	financing of ongoing operating resources	Finanzierung laufender Kreditmittel
3.151)	vg_credituse2	financing of an investment	Finanzierung einer Investition
3.152)	vg_credituse3	other financing	Sonstiger Verwendungszweck
3.153)	vg_brexit	expected impact from brexit	Erwartete Auswirkungen von einem Brexit
3.154)	vg_midmanager	mid tier: more than 4 managers	Mittelstand: mehr als 4 Manager
3.155)	vg_midmanshare	mid tier: at least one manager has shares	Mittelstand: Mindestens ein Manager hat Anteile
3.156)	vg_midyes	mid tier: company rated as mid tier	Mittelstand: Als Mittelstand eingeschätzt
3.157)	vg_usgov_exp_1	new US government: expect new customs	neue US Regierung: neue Zölle erwartet
3.158)	vg_usgov_exp_2	new US government: expect increased customs	neue US Regierung: Zollerhöhung erwartet
3.159)	vg_usgov_exp_3	new US government: expect other barriers	neue US Regierung: andere Handelsbarrieren erwartet
3.160)	vg_usgov_exp_4	new US government: expect no change	neue US Regierung: keine Veränderung erwartet
3.161)	vg_usgov_inf_1	new US government influence: more production	neue US Regierung Einfluss: mehr Produktion

3.162)	vg_usgov_inf_2	new US government influence: opening of new branches	neue US Regierung Einfluss: weitere Niederlassung gründen
3.163)	vg_usgov_inf_3	new US government influence: no US exports	neue US Regierung Einfluss: keine Exporte in die USA
3.164)	vg_usgov_rev	new US government: revenue expectations	neue US Regierung: Umsatzerwartungen
3.165)	vg_usgov_des	new US government: importance as destination	neue US Regierung: Wichtigkeit als Exportziel
3.166)	vg_usgov_orig	new US government: importance as origin	neue US Regierung: Wichtigkeit als Importursprung
3.167)	vg_usgov_prod	new US government: importance as production location	neue US Regierung: Wichtigkeit als Produktionsstandort
3.168)	vg_credit2_1	credit seeking	Kreditverhandlungen durchgeführt
3.169)	vg_credit2_2	credit allocation	Kreditvergabe: Verhalten der Banken
3.170)	vg_credit2_3	reasons for not credit seeking	Gründe für keine Kreditverhandlungen
3.171)	vg_negint	confronted with negative interest rates	Wurden Sie mit Negativzinsen konfrontiert?
3.172)	vg_negint_noact	negative interest actions: none	Keine Maßnahmen
3.173)	vg_negint_agree	negative interest actions: bank agreements	Verhandlungen mit Bank
3.174)	vg_negint_change	negative interest actions: change of bank	Wechsel der Bank
3.175)	vg_negint_inc	negative interest actions: increase of cash	Erhöhung der Bargeldhaltung
3.176)	vg_negint_redas	negative interest actions: redeployment in other financial assets and settlement of credits	Umschichtung Finanzanlagen/Rückzahlung von Krediten
3.177)	vg_negint_redasint	negative interest actions: redeployment of assets within company	Umschichtung des Guthabens
3.178)	vg_negint_inv	negative interest actions: investing or preponing (additional) investments	Investitionen
3.179)	vg_negint_oth	negative interest actions: other	Andere
3.180)	vg_negint_burden	burden of negative interest rates on profit situation	Belastung durch Negativzinsproblematik
3.181)	vg_negint_banks	number of relationship banks	Wie viele Banken?
3.182)	vg_mercoex	export to Mercosur area	Export in Mercosur-Raum
3.183)	vg_mercoex_tariffs	export to Mercosur area if: trade tariffs decrease	Handelszölle
1.184)	vg_mercoex_transco	export to Mercosur area if: transport costs decrease	Transportkosten
1.185)	vg_mercoex_techsta	export to Mercosur area if: technical standards equalized	technische Standards und Normen
1.186)	vg_mercoex_admin	export to Mercosur area if: administrative obstacles disappear	bürokratische Hindernisse
1.187)	vg_mercoex_polrisk	export to Mercosur area if: political risks decrease	politische Risiken
1.188)	vg_mercoex_serv	export to Mercosur area if: access to service markets facilitated	Zugang zu Dienstleistungsmärkten
1.189)	vg_mercoex_pubten	export to Mercosur area if: access to public tenders facilitated	Zugang zu öffentlichen Ausschreibungen
1.190)	vg_mercoagree_ex	If free trade agreement EU-Mercosur: export more to M.	Export in Mercosur
1.191)	vg_mercoagree_im	If free trade agreement EU-Mercosur: import more from M.	Import aus Mercosur
1.192)	vg_mercoagree_inv	If free trade agreement EU-Mercosur: invest more in M.	Investitionen in Mercosur
1.193)	vg_mercoagree_comp	If free trade agreement EU-Mercosur: more competition from M.	Erhöhter Wettbewerb durch Unternehmen aus Mercosur
1.194)	vg_mercoagree_no	If free trade agreement EU-Mercosur: no impact	Nicht betroffen
3.195)	vg_ustax_sales	tax reform: percentage sales in US	US Steuerreform: prozentualer Umsatz in USA
3.196)	vg_ustax_competition	tax reform: competition with US-companies	US Steuerreform: Wettbewerb mit US-Firmen
3.197)	vg_ustax_shortterm	tax reform: tax burden short term	US Steuerreform: Steuerbelastung kurzfristig
3.198)	vg_ustax_longterm	tax reform: tax burden long term	US Steuerreform: Steuerbelastung langfristig
3.199)	vg_ustax_export	tax reform: reaction export	US Steuerreform: Reaktion Exporte
3.200)	vg_ustax_import	tax reform: reaction import	US Steuerreform: Reaktion Importe
3.201)	vg_ustax_invus	tax reform: reaction investment in US	US Steuerreform: Reaktion Investitionen in USA
3.202)	vg_ustax_invger	tax reform: reaction investment in Germany	US Steuerreform: Reaktion Investitionen in Deutschland
3.203)	vg_ustax_intelprop	tax reform: relocation of intellectual property	US Steuerreform: Verlagerung von geistigen Eigentum
3.204)	vg_gdp1	real gdp: % change comp. last year	reales BIP: prozentuale Änderung vgl. zum Vorjahr
3.205)	vg_gdp2	impact economic development on business situation	Einfluss allg. Konjunktorentwicklung auf Geschäftslage
3.206)	vg_extserv_it	business processes by external service provider: IT	Geschäftsprozesse durch externe DL: IT
3.207)	vg_extserv_rd	business processes by external service provider: R&D	Geschäftsprozesse durch externe DL: F & E
3.208)	vg_extserv_pur	business processes by external service provider: purchase	Geschäftsprozesse durch externe DL: Einkauf
3.209)	vg_extserv_mark	business processes by external service provider: marketing	Geschäftsprozesse durch externe DL: Marketing
3.210)	vg_extserv_fin	business processes by external service provider: finance	Geschäftsprozesse durch externe DL: Finanzen
3.211)	vg_extserv_empl	business processes by external service provider: employees	Geschäftsprozesse durch externe DL: Personal
3.212)	vg_extserv_log	business processes by external service provider: logistics	Geschäftsprozesse durch externe DL: Logistik
3.213)	vg_extserv_py_it	business proc. by external serv. prov. -scope past 5 years: IT	Geschäftsproz. durch externe DL -Umfang letzte 5 Jahre: IT
3.214)	vg_extserv_py_rd	business proc. by external serv. prov. -scope past 5 years: R&D	Geschäftsproz. durch externe DL -Umfang letzte 5 Jahre: F & E
3.215)	vg_extserv_py_pur	business proc. by external serv. prov. -scope past 5 years: purchase	Geschäftsproz. durch externe DL -Umfang letzte 5 Jahre: Einkauf
3.216)	vg_extserv_py_mark	business proc. by external serv. prov. -scope past 5 years: marketing	Geschäftsproz. durch externe DL -Umfang letzte 5 Jahre: Marketing
3.217)	vg_extserv_py_fin	business proc. by external serv. prov. -scope past 5 years: finance	Geschäftsproz. durch externe DL -Umfang letzte 5 Jahre: Finanzen
3.218)	vg_extserv_py_empl	business proc. by external serv. prov. -scope past 5 years: employees	Geschäftsproz. durch externe DL -Umfang letzte 5 Jahre: Personal
3.219)	vg_extserv_py_log	business proc. by external serv. prov. -scope past 5 years: logistics	Geschäftsproz. durch externe DL -Umfang letzte 5 Jahre: Logistik
3.220)	vg_extserv_ny_it	business proc. by external serv. prov. -scope next 5 years: IT	Geschäftsproz. durch externe DL -Umfang nächste 5 Jahre: IT
3.221)	vg_extserv_ny_rd	business proc. by external serv. prov. -scope next 5 years: R&D	Geschäftsproz. durch externe DL -Umfang nächste 5 Jahre: F & E
3.222)	vg_extserv_ny_pur	business proc. by external serv. prov. -scope next 5 years: purchase	Geschäftsproz. durch externe DL -Umfang nächste 5 Jahre: Einkauf
3.223)	vg_extserv_ny_mark	business proc. by external serv. prov. -scope next 5 years: marketing	Geschäftsproz. durch externe DL -Umfang nächste 5 Jahre: Marketing
3.224)	vg_extserv_ny_fin	business proc. by external serv. prov. -scope next 5 years: finance	Geschäftsproz. durch externe DL -Umfang nächste 5 Jahre: Finanzen
3.225)	vg_extserv_ny_empl	business proc. by external serv. prov. -scope next 5 years: employees	Geschäftsproz. durch externe DL -Umfang nächste 5 Jahre: Personal
3.226)	vg_extserv_ny_log	business proc. by external serv. prov. -scope next 5 years: logistics	Geschäftsproz. durch externe DL -Umfang nächste 5 Jahre: Logistik
3.227)	vg_found	founding year	Gründungsjahr
3.228)	vg_forsales	sales: % in foreign country	Umsatz in Ausland (%)
3.229)	vg_invit_dj	investment in Software/database this year	Investitionen in Software/Datenbanken dieses Jahr
3.230)	vg_invit_nj	investment in Software/database next year	Investitionen in Software/Datenbanken nächstes Jahr
3.231)	vg_sec_management	sector - questionnaire completed in: management	Sektor - Fragebogen ausgefüllt in Geschäftsführung
3.232)	vg_sec_controlling	sector - questionnaire completed in: controlling	Sektor - Fragebogen ausgefüllt in Controlling
3.233)	vg_sec_marketing	sector - questionnaire completed in: marketing	Sektor - Fragebogen ausgefüllt in Vertrieb
3.234)	vg_sec_production	sector - questionnaire completed in: production	Sektor - Fragebogen ausgefüllt in Produktion
3.235)	vg_sec_other	sector - questionnaire completed in: other	Sektor - Fragebogen ausgefüllt in Sonstiges
3.236)	vg_sec_other_descr	sector - questionnaire completed in: other description	Sektor - Fragebogen ausgefüllt in Sonstiges Beschreibung

3.237)	vg_pos_director	position - questionnaire completed by: director	Position - Fragebogen ausgefüllt von Geschäftsleitung
3.238)	vg_pos_manager	position - questionnaire completed by: manager	Position - Fragebogen ausgefüllt von Abteilungsleitung
3.239)	vg_pos_teamleader	position - questionnaire completed by: team leader	Position - Fragebogen ausgefüllt von Teamleiter
3.240)	vg_pos_clerk	position - questionnaire completed by: clerk	Position - Fragebogen ausgefüllt von Sachbearbeiter
3.241)	vg_pos_other	position - questionnaire completed by: other	Position - Fragebogen ausgefüllt von Sonstiges
3.242)	vg_pos_other_descr	position - questionnaire completed by: other description	Position - Fragebogen ausgefüllt von Sonstiges Beschreibung
3.243)	vg_brexit_prob	hard brexit - probability	Wahrscheinlichkeit für harten Brexit
3.244)	vg_brexit_problb	hard brexit - probability lower bound	Wahrscheinlichkeitsintervall für harten Brexit (untere Grenze)
3.245)	vg_brexit_probub	hard brexit - probability upper bound	Wahrscheinlichkeitsintervall für harten Brexit (obere Grenze)
3.246)	vg_brexit_rev	hard brexit - affected revenue share	Von hartem Brexit betroffener Umsatzanteil
3.247)	vg_brexit_impact	hard brexit - impact	Einfluss eines harten Brexit
3.248)	vg_uticapaa	capacity utilization (annual average)	Auslastung der Anlagen (im Jahresdurchschnitt)
3.249)	vg_gdp3	real gdp: % change comp. last year (2019 vs 2018)	reales BIP: prozentuale Änderung vgl. zum Vorjahr (2019 vs 2018)
3.250)	vg_gdp4	real gdp: % change comp. last year (2020 vs 2019)	reales BIP: prozentuale Änderung vgl. zum Vorjahr (2020 vs 2019)
3.251)	vg_heat_occ	weather - occurrence: heat wave	Wetterereignis - Betroffen: Hitzewelle
3.252)	vg_cold_occ	weather - occurrence: cold wave	Wetterereignis - Betroffen: Kältewellen
3.253)	vg_drought_occ	weather - occurrence: drought	Wetterereignis - Betroffen: Trockenheit
3.254)	vg_rain_occ	weather - occurrence: heavy rain	Wetterereignis - Betroffen: Starkregen
3.255)	vg_storm_occ	weather - occurrence: storms	Wetterereignis - Betroffen: Stürme
3.256)	vg_heat_imp	weather - impact: heatwaves	Wetterereignis - Auswirkung: Hitzewelle
3.257)	vg_cold_imp	weather - impact: coldwaves	Wetterereignis - Auswirkung: Kältewellen
3.258)	vg_drought_imp	weather - impact: drought	Wetterereignis - Auswirkung: Trockenheit
3.259)	vg_rain_imp	weather - impact: heavy rain	Wetterereignis - Auswirkung: Starkregen
3.260)	vg_storm_imp	weather - impact: storms	Wetterereignis - Auswirkung: Stürme
3.261)	vg_heat_inc	weather - incidence and intensity: heatwaves	Wetterereignis - Häufigkeit und Intensität: Hitzewelle
3.262)	vg_cold_inc	weather - incidence and intensity: coldwaves	Wetterereignis - Häufigkeit und Intensität: Kältewellen
3.263)	vg_drought_inc	weather - incidence and intensity: drought	Wetterereignis - Häufigkeit und Intensität: Trockenheit
3.264)	vg_rain_inc	weather - incidence and intensity: heavy rain	Wetterereignis - Häufigkeit und Intensität: Starkregen
3.265)	vg_storm_inc	weather - incidence and intensity: storms	Wetterereignis - Häufigkeit und Intensität: Stürme
3.266)	vg_heat_prep	weather - prepared: heatwaves	Wetterereignis - Vorbereitet: Hitzewelle
3.267)	vg_cold_prep	weather - prepared: coldwaves	Wetterereignis - Vorbereitet: Kältewellen
3.268)	vg_drought_prep	weather - prepared: drought	Wetterereignis - Vorbereitet: Trockenheit
3.269)	vg_rain_prep	weather - prepared: heavy rain	Wetterereignis - Vorbereitet: Starkregen
3.270)	vg_storm_prep	weather - prepared: storms	Wetterereignis - Vorbereitet: Stürme
3.271)	vg_log_services_aval	business activities hindered by logistics services: availability	Geschäftstätigkeit behindert durch Logistikdienstleistungen: Verfügbarkeit
3.272)	vg_log_services_prices	business activities hindered by logistics services: prices	Geschäftstätigkeit behindert durch Logistikdienstleistungen: Preise
3.273)	vg_log_services_punct	business activities hindered by logistics services: punctuality	Geschäftstätigkeit behindert durch Logistikdienstleistungen: Pünktlichkeit
3.274)	vg_log_services_qual	business activities hindered by logistics services: quality	Geschäftstätigkeit behindert durch Logistikdienstleistungen: Qualität
3.275)	vg_invit_lj	investment in Software/database last year	Investitionen in Software/Datenbanken letztes Jahr
3.276)	vg_rd_pers	share of research and development: personnel	Anteil FuE-Ausgaben: Personal
3.277)	vg_rd_inst	share of research and development: research by universities and institutes	Anteil FuE-Ausgaben: Auftragsforschung Universitäten und Forschungsinstitute
3.278)	vg_rd_comp	share of research and development: other companies	Anteil FuE-Ausgaben: Auftragsforschung durch andere Unternehmen
3.279)	vg_support_eu	rd support by: EU	FuE-Förderung durch: EU
3.280)	vg_support_fmer	rd support by: Federal Ministry for Education and Research	FuE-Förderung durch: Bundesministerium für Bildung und Forschung
3.281)	vg_support_fmeae	rd support by: Federal Ministry for Economic Affairs and Energy	FuE-Förderung durch: Bundesministerium für Wirtschaft und Energie
3.282)	vg_support_fed	rd support by: Federal State	FuE-Förderung durch: Bundesland
3.283)	vg_support_other	rd support by: other	FuE-Förderung durch: Andere
3.284)	vg_support_none	rd support by: none	FuE-Förderung durch: Keine
3.285)	vg_use_rdsup	use of public rd support	Nutzung steuerlicher FuE-Förderung
3.286)	vg_effect_sp	effect of rd support: spendings	Effekt steuerlicher FuE-Förderung auf: FuE-Ausgaben
3.287)	vg_effect_pr	effect of rd support: projects	Effekt steuerlicher FuE-Förderung auf: Anzahl FuE-Projekte
3.288)	vg_uncert_tax	uncertainty in future demand due to: tax	Unsicherheit der Nachfrageentwicklung durch: Steuern
3.289)	vg_uncert_trade	uncertainty in future demand due to: trade war	Unsicherheit der Nachfrageentwicklung durch: Handelskrieg
3.290)	vg_uncert_exc	uncertainty in future demand due to: exchange rate	Unsicherheit der Nachfrageentwicklung durch: Wechselkurs
3.291)	vg_uncert_econ	uncertainty in future demand due to: general economic development	Unsicherheit der Nachfrageentwicklung durch: Allgemeine Wirtschaftsentwicklung
3.292)	vg_uncert_unempl	uncertainty in future demand due to: unemployment rate	Unsicherheit der Nachfrageentwicklung durch: Arbeitslosenquote
3.293)	vg_uncert_inflation	uncertainty in future demand due to: inflation	Unsicherheit der Nachfrageentwicklung durch: Inflation
3.294)	vg_uncert_intrate	uncertainty in future demand due to: interest rate	Unsicherheit der Nachfrageentwicklung durch: Zins/EZB Geldpolitik

*standard question since 07/1997. See 2.14)

**standard question since 08/2008. See 2.19)

4. Special question Innovation

Nr.	Name	Label	Label
4.1)	vg_market_national_1	development of national market in next 5 years	Entwicklung des nationalen Marktes in den nächsten 5 Jahren
4.2)	vg_market_national_2	development of national market in next 5 years	Entwicklung des nationalen Marktes in den nächsten 5 Jahren
4.3)	vg_market_abroad_1	development of foreign market in next 5 years	Entwicklung des ausländischen Marktes in den nächsten 5 Jahren
4.4)	vg_market_abroad_2	development of foreign market in next 5 years	Entwicklung des ausländischen Marktes in den nächsten 5 Jahren
4.5)	vg_market_total_1	development of market in general in next 5 years	Entwicklung des Marktes allgemein in den nächsten 5 Jahren
4.6)	vg_market_total_2	development of market in general in next 5 years	Entwicklung des Marktes allgemein in den nächsten 5 Jahren
4.7)	vg_prod_inno_realized	product innovation realized this year	Produktinnovationen durchgeführt
4.8)	vg_prod_inno_aborted	product innovation aborted this year	Produktinnovationen abgebrochen
4.9)	vg_prod_inno_plan_completed	product innovation planning completed this year	Planung für Produktinnovationen abgeschlossen
4.10)	vg_prod_inno_in_planning	product innovation still in planning stage this year	Produktinnovationen noch in Planungsphase
4.11)	vg_prod_inno_np	product innovation not planned this year	Keine Produktinnovationen geplant
4.12)	vg_process_inno_realized	process innovation realized this year	Prozessinnovationen durchgeführt
4.13)	vg_process_inno_aborted	process innovation aborted this year	Prozessinnovationen abgebrochen
4.14)	vg_process_inno_plan_completed	process innovation planning completed this year	Planung für Prozessinnovationen abgeschlossen
4.15)	vg_process_inno_in_planning	process innovation still in planning stage this year	Prozessinnovationen noch in Planungsphase
4.16)	vg_process_inno_np	process innovation not planned this year	Keine Prozessinnovationen geplant
4.17)	vg_share_inno_phase	share of turnover in stage of product launch	Anteil Produkte in Produktstartphase an Umsatz
4.18)	vg_share_growth_phase	share of turnover in stage of positive growth	Anteil Produkte in Phase positiven Wachstums an Umsatz
4.19)	vg_share_stagnation_phase	share of turnover in stage of stagnation	Anteil Produkte in Phase stagnierendem Wachstum an Umsatz
4.20)	vg_share_negative_growth	share of turnover in stage of negative growth	Anteil Produkte in Phase negativen Wachstums an Umsatz

4.21)	vg_rd_activity	R&D activity	FuE Aktivitäten
4.22)	vg_rd_employee_share	share of employees R&D	Anteil FuE-Personals an Beschäftigten
4.23)	vg_rd_expen_share	share of R&D expenditures	Anreil FuE-Ausgaben an Umsatz

1. Variables of identification

No.	Name	Label	Survey period	Survey frequency
-----	------	-------	---------------	------------------

1.1)	survey	survey	West since 01/1980 East since 01/1991	monthly monthly
------	--------	--------	--	--------------------

1980	1981	1982	1983	1984	1985	1986	1987	1988	1989	Further information
WEST										
1990	1991	1992	1993	1994	1995	1996	1997	1998	1999	
WEST										
EAST										
2000	2001	2002	2003	2004	2005	2006	2007	2008	2009	
WEST										
EAST										
2010	2011	2012	2013	2014	2015	2016	2017	2018	2019	
WEST										
EAST										
2020	2021	2022	2023	2024	2025	2026	2027	2028	2029	

No.	Name	Label	Survey period	Survey frequency
-----	------	-------	---------------	------------------

1.2)	year	year	West since 01/1980 East since 01/1991	monthly survey monthly survey
------	------	------	--	----------------------------------

1980	1981	1982	1983	1984	1985	1986	1987	1988	1989	Further information
WEST										Year of survey 4 digits
1990	1991	1992	1993	1994	1995	1996	1997	1998	1999	
WEST										
EAST										
2000	2001	2002	2003	2004	2005	2006	2007	2008	2009	
WEST										
EAST										
2010	2011	2012	2013	2014	2015	2016	2017	2018	2019	
WEST										
EAST										
2020	2021	2022	2023	2024	2025	2026	2027	2028	2029	

No.	Name	Label	Survey period	Survey frequency
-----	------	-------	---------------	------------------

1.3)	month	month	West since 01/1980 East since 01/1991	monthly survey monthly survey
------	-------	-------	--	----------------------------------

1980	1981	1982	1983	1984	1985	1986	1987	1988	1989	Further information
WEST										Month of survey
1990	1991	1992	1993	1994	1995	1996	1997	1998	1999	
WEST										
EAST										
2000	2001	2002	2003	2004	2005	2006	2007	2008	2009	
WEST										
EAST										
2010	2011	2012	2013	2014	2015	2016	2017	2018	2019	
WEST										
EAST										
2020	2021	2022	2023	2024	2025	2026	2027	2028	2029	

No.	Name	Label	Survey period	Survey frequency
-----	------	-------	---------------	------------------

1.4) idnum										KT and INNO firm adressfile id	West since 04/1993 East since 04/1992	monthly survey monthly survey										
1980	1981	1982	1983	1984	1985	1986	1987	1988	1989	Further information												
WEST										KT and INNO firm adressfile id 7 digits digit 1-2: economic sector digit 3-7: company identifier												
1990	1991	1992	1993	1994	1995	1996	1997	1998	1999				EAST									
WEST																						
2000	2001	2002	2003	2004	2005	2006	2007	2008	2009				EAST									
WEST																						
2010	2011	2012	2013	2014	2015	2016	2017	2018	2019				EAST									
WEST																						
2020	2021	2022	2023	2024	2025	2026	2027	2028	2029				EAST									
WEST																						

No.	Name	Label	Survey period	Survey frequency
-----	------	-------	---------------	------------------

1.5) runnum										running number of plant	West since 01/1980 East since 01/1991	monthly survey monthly survey										
1980	1981	1982	1983	1984	1985	1986	1987	1988	1989	Further information												
WEST										Running number of plant												
1990	1991	1992	1993	1994	1995	1996	1997	1998	1999				EAST									
WEST																						
2000	2001	2002	2003	2004	2005	2006	2007	2008	2009				EAST									
WEST																						
2010	2011	2012	2013	2014	2015	2016	2017	2018	2019				EAST									
WEST																						
2020	2021	2022	2023	2024	2025	2026	2027	2028	2029				EAST									
WEST																						

No.	Name	Label	Survey period	Survey frequency
-----	------	-------	---------------	------------------

1.6) vg_plantum										KT and INNO firm adressfile id	West since 01/1980 East since 01/1991	monthly survey monthly survey										
1980	1981	1982	1983	1984	1985	1986	1987	1988	1989	Further information												
WEST										KT and INNO firm adressfile id, 11 digits plantnum is created with the following variables: digit 1-4: sector_ifo digit 5-6: fedstaifo digit 7-11: runnum												
1990	1991	1992	1993	1994	1995	1996	1997	1998	1999				EAST									
WEST																						
2000	2001	2002	2003	2004	2005	2006	2007	2008	2009				EAST									
WEST																						
2010	2011	2012	2013	2014	2015	2016	2017	2018	2019				EAST									
WEST																						
2020	2021	2022	2023	2024	2025	2026	2027	2028	2029				EAST									
WEST																						

No.	Name	Label	Survey period	Survey frequency
-----	------	-------	---------------	------------------

1.7) fedstaifo										federal state (ifo-code)	West since 01/1980 East since 01/1991	monthly survey monthly survey
1980	1981	1982	1983	1984	1985	1986	1987	1988	1989	Further information		

WEST										Federal state according to ifo-code
1990	1991	1992	1993	1994	1995	1996	1997	1998	1999	
WEST										
EAST										
2000	2001	2002	2003	2004	2005	2006	2007	2008	2009	
WEST										
EAST										
2010	2011	2012	2013	2014	2015	2016	2017	2018	2019	
WEST										
EAST										
2020	2021	2022	2023	2024	2025	2026	2027	2028	2029	

No.	Name	Label	Survey period	Survey frequency
-----	------	-------	---------------	------------------

1.8)	vg_westeast	western eastern	West since 01/1980 East since 01/1991	monthly survey monthly survey
------	-------------	-----------------	--	----------------------------------

1980	1981	1982	1983	1984	1985	1986	1987	1988	1989	Further information Differentiates between eastern and western survey
WEST										
1990	1991	1992	1993	1994	1995	1996	1997	1998	1999	
WEST										
EAST										
2000	2001	2002	2003	2004	2005	2006	2007	2008	2009	
WEST										
EAST										
2010	2011	2012	2013	2014	2015	2016	2017	2018	2019	
WEST										
EAST										
2020	2021	2022	2023	2024	2025	2026	2027	2028	2029	

No.	Name	Label	Survey period	Survey frequency
-----	------	-------	---------------	------------------

1.9)	vg_weight	weight	West since 01/1980 East since 01/1991	monthly survey monthly survey
------	-----------	--------	--	----------------------------------

1980	1981	1982	1983	1984	1985	1986	1987	1988	1989	Further information Variable is not collected in the survey but is constructed later using a formula to calculate. weight: calculated by this formula: $(\log_{10}(\text{'emppro2'}))^c$ Weighting refers to employees per product 'emppro2'
WEST										
1990	1991	1992	1993	1994	1995	1996	1997	1998	1999	
WEST										
EAST										
2000	2001	2002	2003	2004	2005	2006	2007	2008	2009	
WEST										
EAST										
2010	2011	2012	2013	2014	2015	2016	2017	2018	2019	
WEST										
EAST										
2020	2021	2022	2023	2024	2025	2026	2027	2028	2029	

No.	Name	Label	Survey period	Survey frequency
-----	------	-------	---------------	------------------

1.10)	vg_latecomer	latecomer	West 01/1998 to 12/2001 and 08/2008 to 03/2011 East since 01/1998 to 12/2001 and 08/2008 to 03/2011	monthly survey monthly survey
-------	--------------	-----------	--	--------------------------------------

1980	1981	1982	1983	1984	1985	1986	1987	1988	1989	Further information Latecomer [1] N=latecomer

1990	1991	1992	1993	1994	1995	1996	1997	1998	1999
								WEST	
								EAST	
2000	2001	2002	2003	2004	2005	2006	2007	2008	2009
								WEST	
								EAST	
2010	2011	2012	2013	2014	2015	2016	2017	2018	2019
								WEST	
								EAST	
2020	2021	2022	2023	2024	2025	2026	2027	2028	2029

01/2002 to 07/2008 The data of the variable latecomer is not fed in, as a double occupancy of the corresponding column exists in the dataset

No.	Name	Label	Survey period	Survey frequency
-----	------	-------	---------------	------------------

1.11) **sector_id** sector id West since 01/1980 East since 01/1991 monthly survey monthly survey

1980	1981	1982	1983	1984	1985	1986	1987	1988	1989	Further information

No.	Name	Label	Survey period	Survey frequency
-----	------	-------	---------------	------------------

1.12) **sector_ifo** ifo sector classification West since 01/1980 East since 01/1991 monthly survey monthly survey

1980	1981	1982	1983	1984	1985	1986	1987	1988	1989	Further information
										<p>ifo-product number, 4 digits</p> <p>Since 01/1991 the KT is inquired in the east, too. The East-data is classified with a Sypro-product number. The Sypro-number is transcoded in a ifo-product number. But for some Sypro-numbers exist no corresponding ifo-product number.</p> <p>used to be: prodnum. Was renamed for for universal naming of sector classifications</p>

No.	Name	Label	Survey period	Survey frequency
-----	------	-------	---------------	------------------

1.13) **sector_sypro** sypro sector classification West since 01/1980 East since 01/1991 monthly survey monthly survey

1980	1981	1982	1983	1984	1985	1986	1987	1988	1989	Further information
										<p>Sector label</p> <p>Sypro-number</p> <p>until 1990:</p> <p>2 digits</p> <p>since 1991 in East and West:</p> <p>7 digits</p>

WEST										
EAST										
	2010	2011	2012	2013	2014	2015	2016	2017	2018	2019
WEST										
EAST										
	2020	2021	2022	2023	2024	2025	2026	2027	2028	2029

Label key: very extensive, on demand, see do-File: kt_vg_Panel_Label.do

No.	Name	Label	Survey period	Survey frequency
-----	------	-------	---------------	------------------

1.14) **sector_wz93** wz93 sector classification West since 01/1980 East since 01/1991 monthly survey monthly survey

1980	1981	1982	1983	1984	1985	1986	1987	1988	1989	Further information
WEST										Sector, economic sector(-number) 1993 Label key: very extensive, on demand, see do-File: kt_vg_Panel_Label.do
1990	1991	1992	1993	1994	1995	1996	1997	1998	1999	
WEST										
EAST										
2000	2001	2002	2003	2004	2005	2006	2007	2008	2009	
WEST										
EAST										
2010	2011	2012	2013	2014	2015	2016	2017	2018	2019	
WEST										
EAST										
2020	2021	2022	2023	2024	2025	2026	2027	2028	2029	

No.	Name	Label	Survey period	Survey frequency
-----	------	-------	---------------	------------------

1.15) **sector_wz08** wz08 sector classification West since 01/1980 East since 01/1991 monthly survey monthly survey

1980	1981	1982	1983	1984	1985	1986	1987	1988	1989	Further information
WEST										Sector, economic sector(-number) from 2008 Label key: very extensive, on demand see do-File: kt_vg_Panel_Label.do
1990	1991	1992	1993	1994	1995	1996	1997	1998	1999	
WEST										
EAST										
2000	2001	2002	2003	2004	2005	2006	2007	2008	2009	
WEST										
EAST										
2010	2011	2012	2013	2014	2015	2016	2017	2018	2019	
WEST										
EAST										
2020	2021	2022	2023	2024	2025	2026	2027	2028	2029	

No.	Name	Label	Survey period	Survey frequency
-----	------	-------	---------------	------------------

1.16) **sector_total** ebdc sector classification West since 01/1980 East since 01/1991 monthly survey monthly survey

1980	1981	1982	1983	1984	1985	1986	1987	1988	1989	Further information
WEST										Sector, economic sector [6] food, drinks and tobacco industry [7] textile, clothing, leather [8] wood industry, production of cork, wooden, braided and basket articles (without furniture) [9] paper industry, Production of paper, board and articles thereof [10] publishing industry, printing industry, reproduction of recorded sound, image and data storage media [11] coker, mineral oil processing, processing of fissile and fertile materials [12] chemical industry [13] pharmaceutical industry [14] rubber and plastics industry
1990	1991	1992	1993	1994	1995	1996	1997	1998	1999	
WEST										
EAST										
2000	2001	2002	2003	2004	2005	2006	2007	2008	2009	
WEST										
EAST										
2010	2011	2012	2013	2014	2015	2016	2017	2018	2019	

WEST	[15] glass and ceramics industry, processing of stones and soil
EAST	[16] metal industry
2020	[17] production of data processing devices, electronical and optical articles
2021	[18] production of electric equipment
2022	[19] machinery construction
2023	[20] broadcast and communications engineering
2024	[22] vehicle and vehicle part production
2025	[23] production of furniture, jewellery, music instruments, sports equipment, toys and other products
2026	[24] other production
2027	[25] repair and installation of machines and equipment
2028	
2029	

II. Variables regarding the survey process

No.	Name	Label	Survey period	Survey frequency
1.17)	online	online	West 01/1999 to 11/2001 and since 07/2004 East since 07/2004	monthly survey monthly survey

1980	1981	1982	1983	1984	1985	1986	1987	1988	1989	Further information
WEST										Questionnaire answered online
1990	1991	1992	1993	1994	1995	1996	1997	1998	1999	
WEST										[0] paper [1] fax [2] online [5] manually collected
	EAST									
2000	2001	2002	2003	2004	2005	2006	2007	2008	2009	
WEST										
EAST										
2010	2011	2012	2013	2014	2015	2016	2017	2018	2019	
WEST										
EAST										
2020	2021	2022	2023	2024	2025	2026	2027	2028	2029	

No.	Name	Label	Survey period	Survey frequency
1.18)	survey_start	survey start	West since 01/2005 East since 01/2005	monthly survey monthly survey

1980	1981	1982	1983	1984	1985	1986	1987	1988	1989	Further information
										Survey start Only refers to the participants who answered the questionnaire online.
1990	1991	1992	1993	1994	1995	1996	1997	1998	1999	
2000	2001	2002	2003	2004	2005	2006	2007	2008	2009	
WEST										
EAST										
2010	2011	2012	2013	2014	2015	2016	2017	2018	2019	
WEST										
EAST										
2020	2021	2022	2023	2024	2025	2026	2027	2028	2029	

No.	Name	Label	Survey period	Survey frequency
1.19)	survey_end	survey end	West since 01/2005 East since 01/2005	monthly survey monthly survey

1980	1981	1982	1983	1984	1985	1986	1987	1988	1989	Further information
										End of survey Only refers to the participants who answered the questionnaire online.
1990	1991	1992	1993	1994	1995	1996	1997	1998	1999	
2000	2001	2002	2003	2004	2005	2006	2007	2008	2009	
WEST										

EAST									
2010	2011	2012	2013	2014	2015	2016	2017	2018	2019
WEST					EAST				
2020	2021	2022	2023	2024	2025	2026	2027	2028	2029

No.	Name	Label	Survey period	Survey frequency
-----	------	-------	---------------	------------------

1.20)	participation_date	participation date	West since 01/2005 East since 01/2005	monthly survey monthly survey
-------	--------------------	--------------------	--	----------------------------------

Further information									
1980	1981	1982	1983	1984	1985	1986	1987	1988	1989
1990	1991	1992	1993	1994	1995	1996	1997	1998	1999
2000	2001	2002	2003	2004	2005	2006	2007	2008	2009
WEST					EAST				
2010	2011	2012	2013	2014	2015	2016	2017	2018	2019
WEST					WEST				
EAST					EAST				
2020	2021	2022	2023	2024	2025	2026	2027	2028	2029

Participation date
Only refers to the participants who answered the questionnaire online.

No.	Name	Label	Survey period	Survey frequency
-----	------	-------	---------------	------------------

1.21)	participation_hour	participation hour	West since 01/2005 East since 01/2005	monthly survey monthly survey
-------	--------------------	--------------------	--	----------------------------------

Further information									
1980	1981	1982	1983	1984	1985	1986	1987	1988	1989
1990	1991	1992	1993	1994	1995	1996	1997	1998	1999
2000	2001	2002	2003	2004	2005	2006	2007	2008	2009
WEST					EAST				
2010	2011	2012	2013	2014	2015	2016	2017	2018	2019
WEST					WEST				
EAST					EAST				
2020	2021	2022	2023	2024	2025	2026	2027	2028	2029

Participation hour
Only refers to the participants who answered the questionnaire online.

No.	Name	Label	Survey period	Survey frequency
-----	------	-------	---------------	------------------

1.22)	participation_status	participation status	West since 01/2005 East since 01/2005	monthly survey monthly survey
-------	----------------------	----------------------	--	----------------------------------

Further information									
1980	1981	1982	1983	1984	1985	1986	1987	1988	1989
1990	1991	1992	1993	1994	1995	1996	1997	1998	1999
2000	2001	2002	2003	2004	2005	2006	2007	2008	2009
WEST					EAST				
2010	2011	2012	2013	2014	2015	2016	2017	2018	2019
WEST					WEST				
EAST					EAST				

Participation status
Only refers to the participants who answered the questionnaire online.

- [1] finished
- [2] reworked
- [3] completed
- [4] saved

2020	2021	2022	2023	2024	2025	2026	2027	2028	2029
------	------	------	------	------	------	------	------	------	------

No.	Name	Label	Survey period	Survey frequency
-----	------	-------	---------------	------------------

1.23)	vg_participant	participation in this survey	West since 01/1980 East since 01/1991	monthly monthly
-------	----------------	------------------------------	--	--------------------

1980	1981	1982	1983	1984	1985	1986	1987	1988	1989	Further information
WEST										introduced in 04/2018 Participation in this survey: [0] No [1] Yes Calculation of variable: 1, if data of online and statebus or comexp exists, 0 otherwise 1991-03/2018 variable=1, since 04/2018 variable can be 0 or 1 (due to a change in delivered data) 07 & 08/2018 only data of participants was delivered
WEST										
1990	1991	1992	1993	1994	1995	1996	1997	1998	1999	
WEST										
EAST										
2000	2001	2002	2003	2004	2005	2006	2007	2008	2009	
WEST										
EAST										
2010	2011	2012	2013	2014	2015	2016	2017	2018	2019	
WEST										
EAST										
2020	2021	2022	2023	2024	2025	2026	2027	2028	2029	

2. Standard questions

No.	Name	Label	Survey period	Survey frequency
2.1)	vg_statebus	state of business (appraisal)	West since 01/1980 East since 01/1991	monthly survey monthly survey

Wording of question

Further information
01/1991 to 11/2001 No questionnaires for the East available 01/1980 to 11/2001 We currently evaluate our state of business for XY to be good [1] satisfiable (seasonal) [2] bad [3]
01/2002 to 02/2002 Current situation and tendencies We currently evaluate our state of business for XY to be good [1] satisfiable [2] bad [3]
03/2002 to 06/2018 Current situation We evaluate our state of business for XY to be good [1] satisfiable [2] bad [3]
since 07/2018 Current situation We evaluate our state of business to be good [1] satisfiable [2] bad [3]

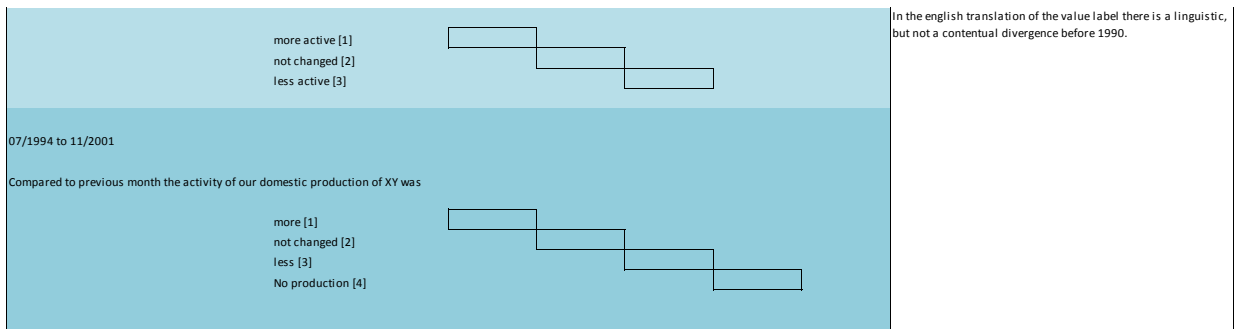
Time span of variable

1980	1981	1982	1983	1984	1985	1986	1987	1988	1989
WEST									
1990	1991	1992	1993	1994	1995	1996	1997	1998	1999
WEST									
	EAST								
2000	2001	2002	2003	2004	2005	2006	2007	2008	2009
WEST									
EAST									
2010	2011	2012	2013	2014	2015	2016	2017	2018	2019
WEST									
EAST									
2020	2021	2022	2023	2024	2025	2026	2027	2028	2029

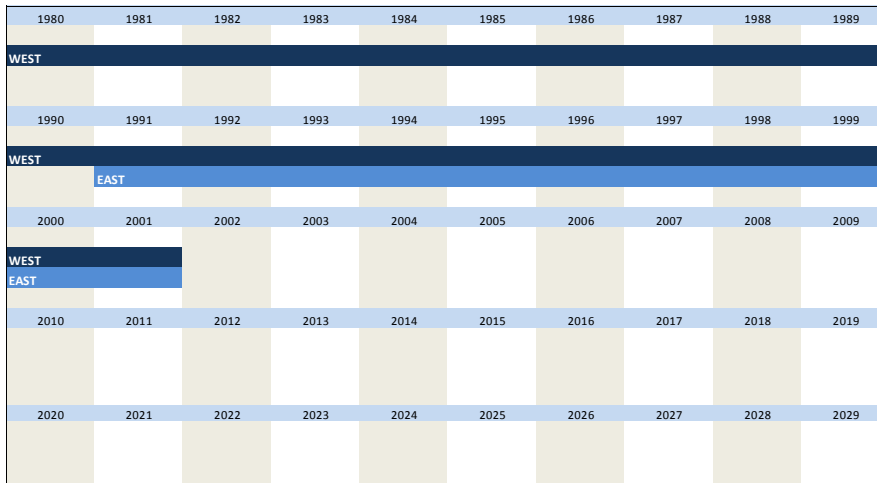
No.	Name	Label	Survey period	Survey frequency
2.2)	vg_provpm	production versus previous month	West 01/1980 to 11/2001 East 01/1991 to 11/2001	monthly survey monthly survey

Wording of question

Further information
01/1991 to 11/2001 No questionnaires for the East available 01/1980 to 06/1994 Compared to previous month our domestic production of XY was
Production compared to previous month Due to the alignment of the survey periods by the European Union, the question is continued by the variable 2.15) pro_vpq from 01/2002 on



Time span of variable



No.	Name	Label	Survey period	Survey frequency
2.3)	vg_stin	stock of inventories	West since 01/1980 East since 01/1991	monthly survey monthly survey

Wording of question



Time span	Question	Further information
01/1991 to 11/2001	No questionnaires for the East available	Appraisal of the stock of inventories
01/1980 to 11/1992	We currently evaluate our stock of unsold finished goods to be too little [1] sufficient [2] too much [3] no stock-keeping [4]	01/2002 and 02/2002 *Current situation and tendencies **addition "current" In the english translation of the value label there is a linguistic, but not a contentual divergence before 1990.
12/1992 to 11/2001	We currently evaluate our stock of unsold finished goods to be too little [1] sufficient [2] too much [3] no stock-keeping [4]	
01/2002 to 06/2018	Current situation* We evaluate our (current)** stock of unsold finished goods to be too little [1] sufficient [2] too much [3] no stock-keeping [4]	
since 07/2018	Current situation We evaluate our stock of unsold finished goods to be too little [1] sufficient [2] too much [3] no stock-keeping [4]	

Time span of variable									
1980	1981	1982	1983	1984	1985	1986	1987	1988	1989
WEST									
1990	1991	1992	1993	1994	1995	1996	1997	1998	1999
WEST									
EAST									
2000	2001	2002	2003	2004	2005	2006	2007	2008	2009
WEST									
EAST									
2010	2011	2012	2013	2014	2015	2016	2017	2018	2019
WEST									
EAST									
2020	2021	2022	2023	2024	2025	2026	2027	2028	2029

No.	Name	Label	Survey period	Survey frequency
-----	------	-------	---------------	------------------

2.4)	vg_demand	situation of demand	West 01/1980 to 11/2001 East 01/1991 to 11/2001	monthly survey monthly survey
------	-----------	---------------------	--	----------------------------------

Wording of question

Further information	
01/1991 to 11/2001 No questionnaires for the East available	Situation of demand compared to previous month Due to the alignment of the survey periods by the European Union, the question is continued by the variable 2.16) demand_vpq from 01/2002 on
01/1980 to 06/1994 Compared to previous month the situation of demand (domestic and foreign demand) for XY is better [1] not changed [2] worse [3] 	
07/1994 to 11/2001 Compared to previous month the situation of demand for XY is better [1] not changed [2] worse [3] 	

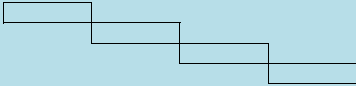
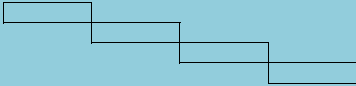



Time span of variable									
1980	1981	1982	1983	1984	1985	1986	1987	1988	1989
WEST									
1990	1991	1992	1993	1994	1995	1996	1997	1998	1999
WEST									
EAST									
2000	2001	2002	2003	2004	2005	2006	2007	2008	2009
WEST									
EAST									
2010	2011	2012	2013	2014	2015	2016	2017	2018	2019
WEST									
EAST									
2020	2021	2022	2023	2024	2025	2026	2027	2028	2029

No.	Name	Label	Survey period	Survey frequency
-----	------	-------	---------------	------------------

2.5)	vg_ordvpm	orders versus past	West 01/1980 to 11/2001 East 01/1991 to 11/2001	monthly survey monthly survey
------	-----------	--------------------	--	----------------------------------

Wording of question

Further information

01/1991 to 11/2001	No questionnaires for the East available
01/1980 to 12/1980	Compared to previous month our order backlog (domestic and foreign orders) for XY is currently (in terms of value*)
	<p>higher [1]</p> <p>as high as normal [2]</p> <p>lower [3]</p> <p>stock-keeping not usual [4]</p> 
01/1981 to 12/1982	Compared to previous month our order backlog (in terms of value, domestic and foreign orders) for XY is currently
	<p>higher [1]</p> <p>as high as normal [2]</p> <p>lower [3]</p> <p>stock-keeping not usual [4]</p> 
since 01/1983 to 06/1994	Compared to previous month our order backlog (in terms of value, domestic and foreign orders) for XY is currently
	<p>higher [1]</p> <p>as high as normal [2]</p> <p>lower [3]</p> 
since 07/1994 to 06/1997	Compared to previous month our order backlog (in terms of value) for XY is currently
	<p>higher [1]</p> <p>as high as normal [2]</p> <p>lower [3]</p> 
since 07/1997 to 11/2001	Compared to previous month our order backlog of domestic and foreign orders (in terms of value) for XY is currently
	<p>higher [1]</p> <p>as high as normal [2]</p> <p>lower [3]</p> 

Orders versus previous month

Due to the alignment of the survey periods by the European Union, the question is continued by the variable **2.17) ord_vpq from 01/2002 on**

*The addition "in terms of value" is only added in the months 01/03/04/05/09/10

Time span of variable

1980	1981	1982	1983	1984	1985	1986	1987	1988	1989
WEST									
1990	1991	1992	1993	1994	1995	1996	1997	1998	1999
WEST									
	EAST								
2000	2001	2002	2003	2004	2005	2006	2007	2008	2009
WEST									
EAST									
2010	2011	2012	2013	2014	2015	2016	2017	2018	2019
2020	2021	2022	2023	2024	2025	2026	2027	2028	2029

No.	Name	Label	Survey period	Survey frequency
2.6)	vg_orders	orders (appraisal)	West since 01/1980 East since 01/1991	monthly survey monthly survey

Wording of question

01/1991 to 11/2001	No questionnaires for the East available	Further information appraisal of the current order backlog 01/2002 and 02/2002 *instead of "Current situation" → "Current situation and tendencies" **addition "current"
01/1980 to 12/1982	We currently evaluate our order backlog (domestic and foreign orders) to be	

relatively high [1]
 (e.g. extended time of delivery)
 sufficient [2]
 too small [3]
 not usual [4]

since 01/1994 inquired for east and west

01/1983 to 06/1994

We currently evaluate our order backlog (domestic and foreign orders) to be

relatively high [1]
 (e.g. extended time of delivery)
 sufficient [2]
 or not customary
 too small [3]

07/1994 to 06/1997

We currently evaluate our order backlog

relatively high [1]
 (e.g. extended time of delivery)
 sufficient [2]
 or not customary
 too small [3]

07/1997 to 11/2001

We currently evaluate our order backlog (domestic and foreign orders) to be

relatively high [1]
 (e.g. extended time of delivery)
 sufficient [2]
 or not customary
 too small [3]

01/2002 to 06/2018

Current situation*

We evaluate our (current**) order backlog for XY to be

relatively high [1] total
 (e.g. extended time of delivery)
 sufficient [2]
 or not customary
 too small [3]

since 07/2018

Current situation

We consider our **order backlog** (provided that it is customary) to be

a) total

relatively high [1]
 sufficient [2]
 too small [3]

see vg_foreord for b)

Time span of variable

1980	1981	1982	1983	1984	1985	1986	1987	1988	1989
WEST									
1990	1991	1992	1993	1994	1995	1996	1997	1998	1999
WEST									
	EAST								
2000	2001	2002	2003	2004	2005	2006	2007	2008	2009
WEST									
EAST									
2010	2011	2012	2013	2014	2015	2016	2017	2018	2019
WEST									
EAST									
2020	2021	2022	2023	2024	2025	2026	2027	2028	2029

No.	Name	Label	Survey period	Survey frequency
-----	------	-------	---------------	------------------

2.7) **vg_pricevpm** domestic prices of sale versus previous month

West 01/1980 to 11/2001
East 01/1991 to 11/2001

monthly survey
monthly survey

Wording of question

01/1991 to 11/2001	Further information
No questionnaires for the East available	Domestic prices of sale versus previous month
01/1980, 04/1980, 05/1980, 10/1980	Due to the alignment of the survey periods by the European Union, the question is continued by the variable 2.18) price_vpq from 01/2002 on
Compared to previous month our domestic sale prices - taking changes in conditions into account - for XY were	
<div style="display: flex; justify-content: space-around;"> <div style="text-align: center;">regular orders</div> <div style="text-align: center;">follow up orders (also "since stock-orders")</div> </div> <p>increased [1]</p> <p>not changed [2]</p> <p>decreased [3]</p>	
02/1980, 03/1980, 06/1980 to 09/1980, 11/1980 to 09/1991	
Compared to previous month our domestic sales prices (net-prices) - taking changes in conditions into account - for XY were	
<p>increased [1]</p> <p>not changed [2]</p> <p>decreased [3]</p>	
10/1991 to 11/2001	
Compared to previous month our domestic sales prices (net-prices) - taking changes in conditions into account - for XY were	
<p>increased [1]</p> <p>not changed [2]</p> <p>decreased [3]</p>	

Time span of variable

1980	1981	1982	1983	1984	1985	1986	1987	1988	1989
WEST									
1990	1991	1992	1993	1994	1995	1996	1997	1998	1999
WEST									
	EAST								
2000	2001	2002	2003	2004	2005	2006	2007	2008	2009
WEST									
EAST									
2010	2011	2012	2013	2014	2015	2016	2017	2018	2019
2020	2021	2022	2023	2024	2025	2026	2027	2028	2029

No.	Name	Label	Survey period	Survey frequency
-----	------	-------	---------------	------------------

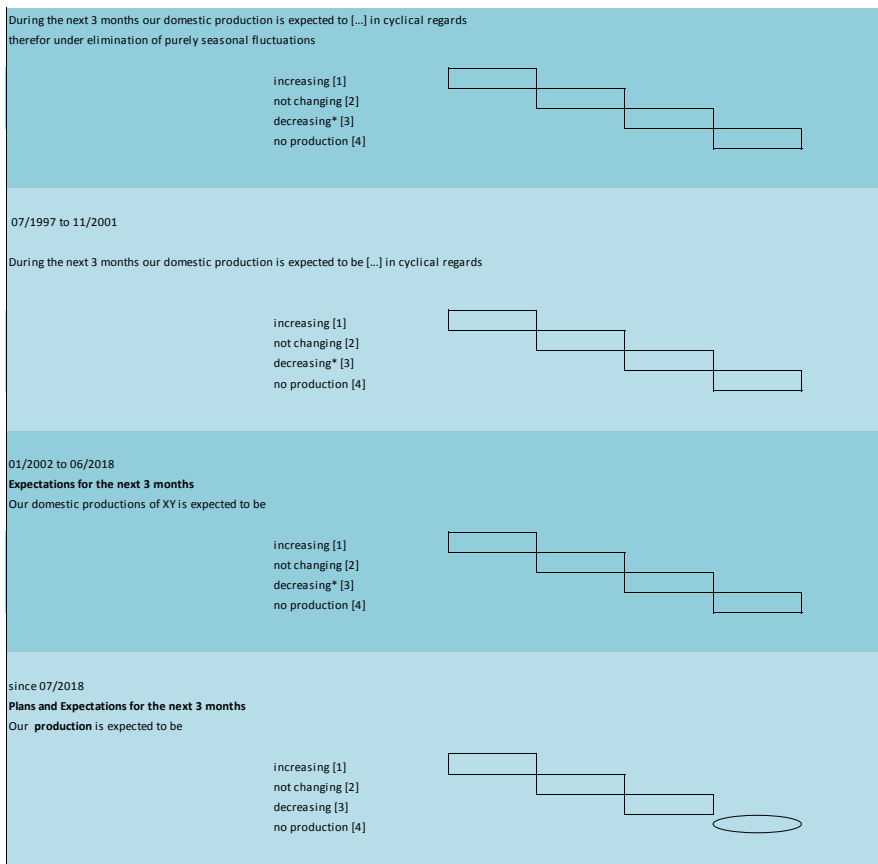
2.8) **vg_proexp** expected production

West since 01/1980
East since 01/1991


monthly survey
monthly survey

Wording of question

01/1991 to 11/2001	Further information
No questionnaires for the East available	Expected domestic production
01/1980 to 06/1994	* 04/1991 to 01/1993 "fall" instead of "decrease"
During the next 3 months our domestic production is expected to be [...] in cyclical regards therefor under elimination of purely seasonal fluctuations	
<p>increasing [1]</p> <p>not changing [2]</p> <p>decreasing* [3]</p>	
07/1994 to 06/1997	



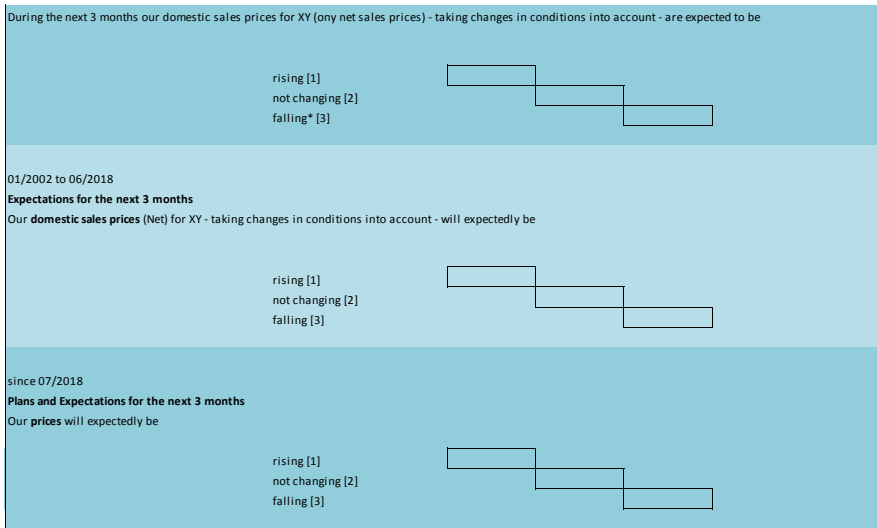
Time span of variable



No.	Name	Label	Survey period	Survey frequency
2.9)	vg_priceexp	expected domestic prices	West since 01/1980 East since 01/1991	monthly survey monthly survey

Wording of question

Survey period	Wording of question	Further information
01/1991 to 11/2001	No questionnaires for the East available	expected domestic prices
01/1980 to 05/1980	During the next 3 months our domestic sales prices for XY (only regular orders) - taking changes in conditions into account - are expected to be	*03/1990 to 01/1993 "decrease" instead of "fall"
06/1980 to 11/2001		



Time span of variable

1980	1981	1982	1983	1984	1985	1986	1987	1988	1989
WEST									
1990	1991	1992	1993	1994	1995	1996	1997	1998	1999
WEST									
	EAST								
2000	2001	2002	2003	2004	2005	2006	2007	2008	2009
WEST									
EAST									
2010	2011	2012	2013	2014	2015	2016	2017	2018	2019
WEST									
EAST									
2020	2021	2022	2023	2024	2025	2026	2027	2028	2029

No.	Name	Label	Survey period	Survey frequency
2.10)	vg_expexp	expected export trade	West since 01/1980 East since 01/1991	monthly survey monthly survey

Wording of question

	Further information
01/1991 to 11/2001 No questionnaires for the East available	expected export trade
01/1980 to 11/2001 During the next 3 months the extent of our exports - taking former export deals and running order negotiations into account - is expected to be	
<p>increasing [1] not changing [2] decreasing [3] no export [4]</p>	
01/2002 to 06/2018 Expectations for the next 3 months During the next 3 months the extent of our exports - taking former export deals and running order negotiations into account - is expected to be	
<p>increasing [1] not changing [2] decreasing [3] no export of XY [4]</p>	
Since 07/2018 Plans and Expectations for the next 3 months The extent of our exports is expected to be	
<p>increasing [1] not changing [2]</p>	

decreasing [3] no export [4]									
Time span of variable									
1980	1981	1982	1983	1984	1985	1986	1987	1988	1989
WEST									
1990	1991	1992	1993	1994	1995	1996	1997	1998	1999
WEST									
EAST									
2000	2001	2002	2003	2004	2005	2006	2007	2008	2009
WEST									
EAST									
2010	2011	2012	2013	2014	2015	2016	2017	2018	2019
WEST									
EAST									
2020	2021	2022	2023	2024	2025	2026	2027	2028	2029

No.	Name	Label	Survey period	Survey frequency
2.11)	vg_comexp	expected commercial operations	West since 01/1980 East since 01/1991	monthly survey monthly survey

Wording of question

Further information
01/1991 to 11/2001 No questionnaires for the East available
01/1980 to 06/1997 During the next 6 months our commercial operations for XY will be [...] in cyclical regards, therefore by eliminating purely seasonal fluctuations
<div style="display: flex; align-items: center;"> <div style="margin-right: 20px;"> favourable [1] not changing [2] unfavourable [3] </div> </div>
07/1997 to 11/2001 During the next 6 months our commercial operations for XY will be [...] in cyclical regards
<div style="display: flex; align-items: center;"> <div style="margin-right: 20px;"> favourable [1] not changing [2] unfavourable [3] </div> </div>
01/2002 to 06/2018 Expectations for the next 6 months In cyclical regards our commercial operations for XY will be
<div style="display: flex; align-items: center;"> <div style="margin-right: 20px;"> favourable [1] not changing [2] unfavourable [3] </div> </div>
Since 07/2018 Plans and Expectations for the next 6 months Our business situation will be
<div style="display: flex; align-items: center;"> <div style="margin-right: 20px;"> favourable [1] not changing [2] unfavourable [3] </div> </div>

Time span of variable									
1980	1981	1982	1983	1984	1985	1986	1987	1988	1989
WEST									
1990	1991	1992	1993	1994	1995	1996	1997	1998	1999
WEST									
EAST									
2000	2001	2002	2003	2004	2005	2006	2007	2008	2009

WEST									
EAST									
2010	2011	2012	2013	2014	2015	2016	2017	2018	2019
WEST									
EAST									
2020	2021	2022	2023	2024	2025	2026	2027	2028	2029

No.	Name	Label	Survey period	Survey frequency
2.12)	vg_foreord	foreign orders (appraisal)	West since 01/1980 East since 01/1991	monthly survey monthly survey

Wording of question

01/1991 to 11/2001 No questionnaires for the East available	Further information Appraisal of foreign orders 01/2002 and 02/2002 *instead of "Current situation" ->"Current situation and tendencies" **addition "current"
01/1980 to 11/2001 We consider our foreign order backlog for XY currently to be relatively high [1] (e.g. extended time of delivery) sufficient [2] too small [3] no export XY [4]	
01/2002 to 06/2018 Current situation* We consider our (current**) foreign order backlog to be relatively high [1] sufficient [2] or not customary too small [3] no export XY [4]	
Since 07/2018 Current situation We consider our order backlog (provided that it is customary) to be b) for export relatively high [1] sufficient [2] too small [3] no export [4]	see vg_orders for a)

Time span of variable

1980	1981	1982	1983	1984	1985	1986	1987	1988	1989
WEST									
1990	1991	1992	1993	1994	1995	1996	1997	1998	1999
WEST									
EAST									
2000	2001	2002	2003	2004	2005	2006	2007	2008	2009
WEST									
EAST									
2010	2011	2012	2013	2014	2015	2016	2017	2018	2019
WEST									
EAST									
2020	2021	2022	2023	2024	2025	2026	2027	2028	2029

No.	Name	Label	Survey period	Survey frequency
2.13)	vg_salesexp	sales expectancy	West 01/1980 to 06/1994	monthly survey

Wording of question

01/1980 to 06/1994	Further information
--------------------	---------------------

<p>During the next 3 months our (domestic and foreign) sales of XY will expectedly be</p> <p style="text-align: center;"> rising [1] not changing [2] falling [3] </p> <p style="text-align: center;"> </p> <p>in terms of quantity compared to the corresponding period of previous year</p>	<p>Sales expectancy</p> <p>Inquired for food and luxury food industries</p>																																																																						
<p>Time span of variable</p>																																																																							
<table border="1" style="width: 100%; text-align: center;"> <tr> <td>1980</td><td>1981</td><td>1982</td><td>1983</td><td>1984</td><td>1985</td><td>1986</td><td>1987</td><td>1988</td><td>1989</td> </tr> <tr> <td colspan="10" style="background-color: #003366; color: white;">WEST</td> </tr> <tr> <td>1990</td><td>1991</td><td>1992</td><td>1993</td><td>1994</td><td>1995</td><td>1996</td><td>1997</td><td>1998</td><td>1999</td> </tr> <tr> <td colspan="10" style="background-color: #003366; color: white;">WEST</td> </tr> <tr> <td>2000</td><td>2001</td><td>2002</td><td>2003</td><td>2004</td><td>2005</td><td>2006</td><td>2007</td><td>2008</td><td>2009</td> </tr> <tr> <td>2010</td><td>2011</td><td>2012</td><td>2013</td><td>2014</td><td>2015</td><td>2016</td><td>2017</td><td>2018</td><td>2019</td> </tr> <tr> <td>2020</td><td>2021</td><td>2022</td><td>2023</td><td>2024</td><td>2025</td><td>2026</td><td>2027</td><td>2028</td><td>2029</td> </tr> </table>		1980	1981	1982	1983	1984	1985	1986	1987	1988	1989	WEST										1990	1991	1992	1993	1994	1995	1996	1997	1998	1999	WEST										2000	2001	2002	2003	2004	2005	2006	2007	2008	2009	2010	2011	2012	2013	2014	2015	2016	2017	2018	2019	2020	2021	2022	2023	2024	2025	2026	2027	2028	2029
1980	1981	1982	1983	1984	1985	1986	1987	1988	1989																																																														
WEST																																																																							
1990	1991	1992	1993	1994	1995	1996	1997	1998	1999																																																														
WEST																																																																							
2000	2001	2002	2003	2004	2005	2006	2007	2008	2009																																																														
2010	2011	2012	2013	2014	2015	2016	2017	2018	2019																																																														
2020	2021	2022	2023	2024	2025	2026	2027	2028	2029																																																														

No.	Name	Label	Survey period	Survey frequency
2.14)	vg_emplex	expected employees	West 01/1980 to 04/1997 and since 07/1997	quarterly survey monthly survey
			East since 01/1991	monthly survey

Wording of question

<p>01/1991 to 11/2001</p> <p>No questionnaires for the East available</p>	<p>Further information</p> <p>Expected development of the total number of employees</p>
<p>01/1980 to 04/1997</p> <p>Employees (only domestic companies)</p> <p>During the next 3 months the number of employees assigned to the production of XY will be in cyclical regards, therefore by eliminating purely seasonal fluctuations -</p> <p style="text-align: center;"> increasing [1] not changing [2] decreasing [3] </p> <p style="text-align: center;"> </p>	<p>*10/1980 to 10/1993 the question has the same structure for the west in October as the question of the variable "empl". see 3.14)</p> <p>was a special question until 06/1997. see 3.13)</p>
<p>07/1997 to 11/2001</p> <p>Employees (only domestic companies)</p> <p>During the next 3 months the number of employees assigned to the production of XY will be</p> <p style="text-align: center;"> increasing [1] not changing [2] decreasing [3] </p> <p style="text-align: center;"> </p>	
<p>01/2002 to 06/2018</p> <p>Expectations for the next 3 months</p> <p>Employees (only domestic companies)</p> <p>The number of employees assigned to the production of XY will be</p> <p style="text-align: center;"> increasing [1] not changing [2] decreasing [3] </p> <p style="text-align: center;"> </p>	
<p>Since 07/2018</p> <p>Plans and Expectations for the next 3 months</p> <p>The number of employees will be</p> <p style="text-align: center;"> increasing [1] not changing [2] decreasing [3] </p> <p style="text-align: center;"> </p>	

<p>Time span of variable</p>									
WEST									
1980	1981	1982	1983	1984	1985	1986	1987	1988	1989

1990	1991	1992	1993	1994	1995	1996	1997	1998	1999
WEST									
EAST									
2000	2001	2002	2003	2004	2005	2006	2007	2008	2009
WEST									
EAST									
2010	2011	2012	2013	2014	2015	2016	2017	2018	2019
WEST									
EAST									
2020	2021	2022	2023	2024	2025	2026	2027	2028	2029

No.	Name	Label	Survey period	Survey frequency
-----	------	-------	---------------	------------------

2.15)	vg_pro_vpq	production vs. Past	West since 01/2002 East since 01/2002	monthly survey monthly survey
-------	------------	---------------------	--	----------------------------------

Wording of question

<p>01/2002 to 02/2002</p> <p>During the last 2-3 months our domestic production of XY became</p> <p>more active [1] not changed [2] less active [3] no production [4]</p>	<p>Further information</p> <p>production in previous month or during the last 2-3 months</p> <p>Due to the alignment of the survey periods by the European Union, the question was expressed by the variable 2.2) provpm until 11/2001</p> <p>XX = previous month e.g. question posed in July: XX = June</p> <p>YY= month before previous month (so 2 month bevor actual month) e.g. question posed in July: YY = May</p>
<p>03/2002 to 06/2018</p> <p>tendencies in previous month</p> <p>Our domestic production of XY</p> <p>increased [1] stayed about the same [2] decreased [3] no production [4]</p>	
<p>Since 07/2018</p> <p>Review - tendencies in XX</p> <p>Compared to YY our production</p> <p>increased [1] stayed about the same [2] decreased [3] no production [4]</p>	





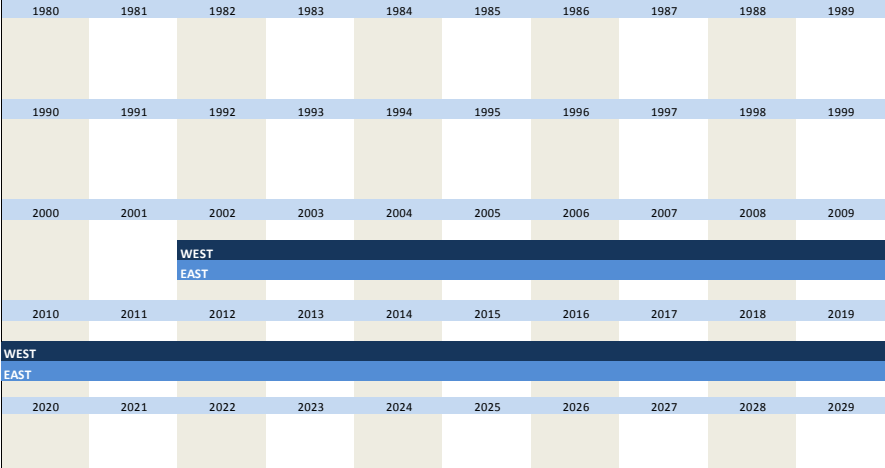
Time span of variable

1980	1981	1982	1983	1984	1985	1986	1987	1988	1989
1990	1991	1992	1993	1994	1995	1996	1997	1998	1999
2000	2001	2002	2003	2004	2005	2006	2007	2008	2009
WEST									
EAST									
2010	2011	2012	2013	2014	2015	2016	2017	2018	2019
WEST									
EAST									
2020	2021	2022	2023	2024	2025	2026	2027	2028	2029

No.	Name	Label	Survey period	Survey frequency
-----	------	-------	---------------	------------------



2.16)	vg_demand_vpq	situation of demand vs. Past	West since 01/2002 East since 01/2002	monthly survey monthly survey
-------	---------------	------------------------------	--	----------------------------------

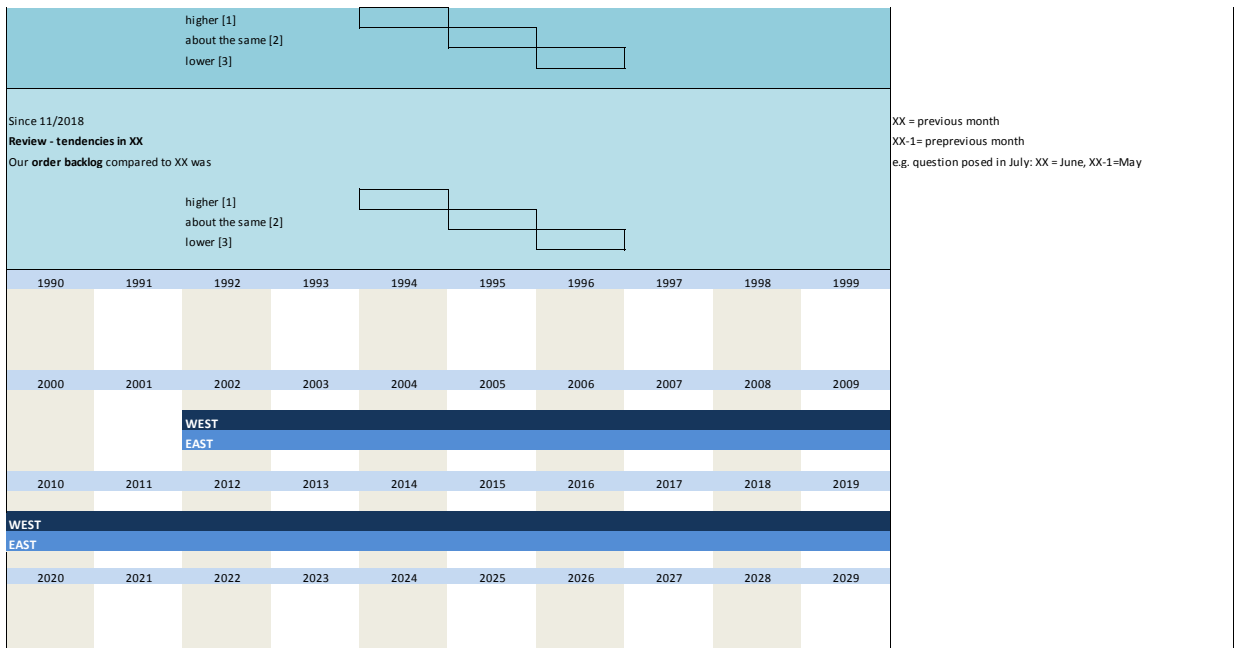
Wording of question

<p>01/2002 to 02/2002</p> <p>During the last 2-3 months the situation of demand of XY was</p> <p>better [1] not changed [2] worse [3]</p> 	<p>Further information</p> <p>Situation of demand previous month or during the last 2-3 months</p> <p>Due to the alignment of the survey periods by the European Union, the question was expressed by the variable 2.4) demand until 11/2001</p>
<p>03/2002 to 06/2018</p> <p>tendencies in previous month</p> <p>The situation of demand of XY was</p> <p>better [1] not changed [2] worse [3]</p> 	
<p>07/2018 to 10/2018</p> <p>Review - tendencies in XX</p> <p>The situation of demand was</p> <p>better [1] not changed [2] worse [3]</p> 	<p>XX = previous month e.g. question posed in July: XX = June</p>
<p>Since 11/2018</p> <p>Review - tendencies in XX</p> <p>The situation of demand compared to XX-1 was</p> <p>better [1] not changed [2] worse [3]</p> 	<p>XX = previous month XX-1= preprevious month e.g. question posed in July: XX = June, XX-1=May</p>
<p>Time span of variable</p>	
	

No.	Name	Label	Survey period	Survey frequency
2.17)	vg_ord_vpq	orders vs. Past	West since 01/2002 East since 01/2002	monthly survey monthly survey

Wording of question

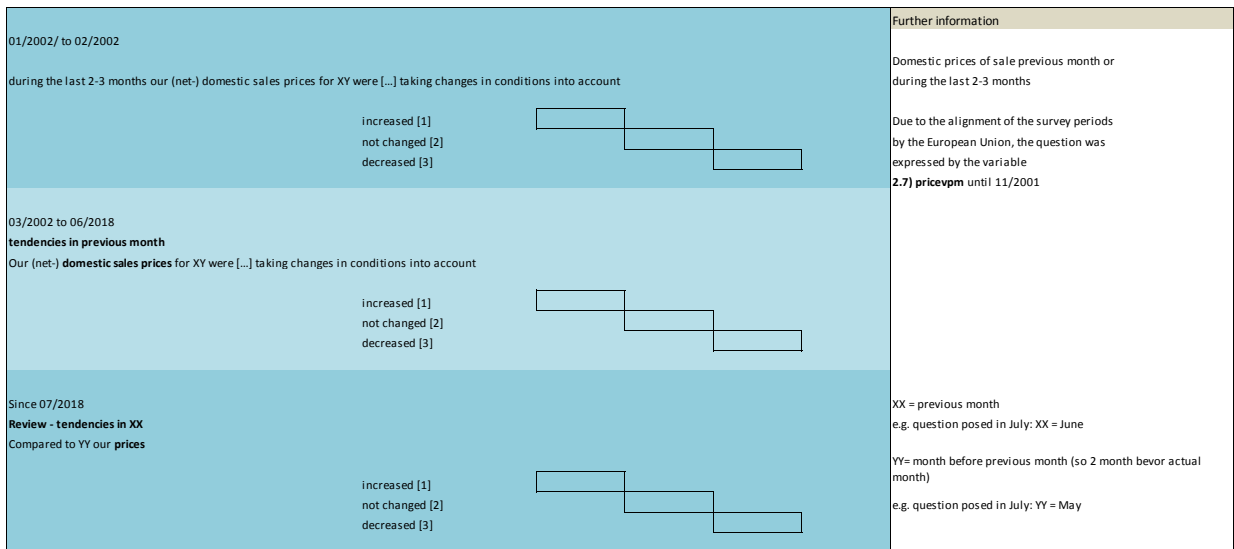
<p>01/2002 to 02/2002</p> <p>During the last 2-3 months our order backlog (domestic and foreign orders, in terms of value) for XY was</p> <p>higher [1] about the same [2] lower [3]</p> 	<p>Further information</p> <p>Orders last month or during the last 2-3 months</p> <p>Due to the alignment of the survey periods by the European Union, the question was expressed by the variable 2.5) ordvpm until 11/2001.</p>
<p>03/2002 to 06/2018</p> <p>tendencies in previous month</p> <p>Our order backlog (domestic and foreign orders, in terms of value) for XY was</p> <p>higher [1] about the same [2] lower [3]</p> 	
<p>07/2018 to 10/2018</p> <p>Review - tendencies in XX</p> <p>Our order backlog was</p>	<p>XX = previous month e.g. question posed in July: XX = June</p>



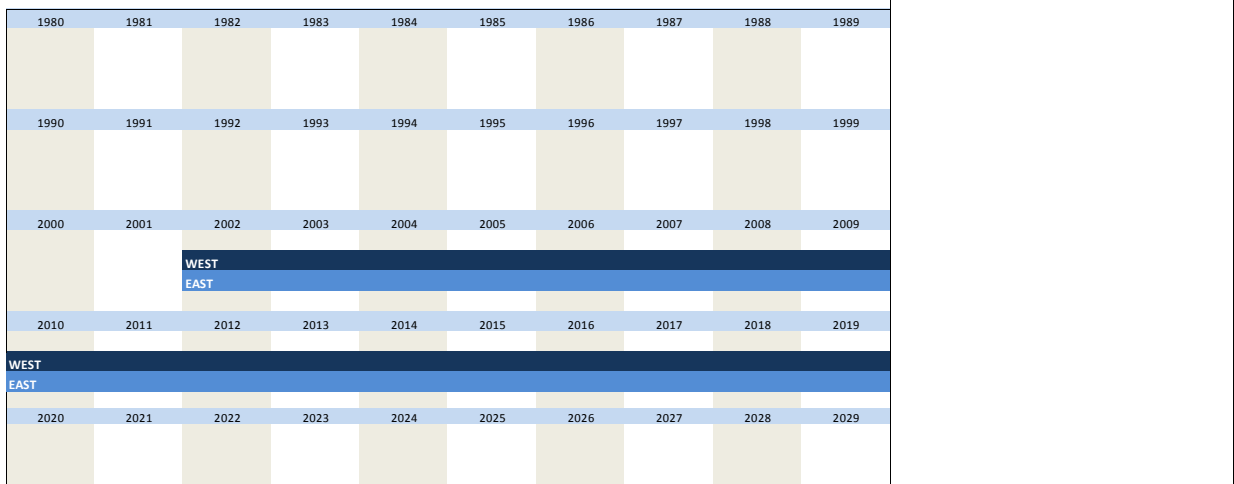
No.	Name	Label	Survey period	Survey frequency
-----	------	-------	---------------	------------------

2.18)	vg_price_vpq	domestic prices of sale vs. Past	West since 01/2002 East since 01/2002	monthly survey monthly survey
-------	--------------	----------------------------------	--	----------------------------------

Wording of question



Time span of variable



No.	Name	Label	Survey period	Survey frequency
2.19)	vg_credit	credit allocation	West 06/2003 to 08/2008 and 11/2008 - 12/2016 East 06/2003 to 08/2008 and 11/2008 - 12/2016	irregular monthly survey irregular monthly survey

Wording of question

since 07/2003 How do you evaluate the current willingness of banks to grant credits to businesses? 	Further information credit allocation 2003: June, August was a special question until 08/2008. see 3.48) since 2017: replaced by 3.168)vg_credit2_1 to 3.170)credit2_3
---	---

Time span of variable

1980	1981	1982	1983	1984	1985	1986	1987	1988	1989
1990	1991	1992	1993	1994	1995	1996	1997	1998	1999
2000	2001	2002	2003	2004	2005	2006	2007	2008	2009
			WEST				EAST		
2010	2011	2012	2013	2014	2015	2016	2017	2018	2019
WEST						EAST			
2020	2021	2022	2023	2024	2025	2026	2027	2028	2029

No.	Name	Label	Survey period	Survey frequency
2.20)	vg_statebus_sl	state of business (VAS)	West since 08/2005 East since 08/2005	monthly survey monthly survey

Wording of question

since 08/2005 Current situation We consider our state of business to be 	Further information Appraisal of the state of business (VAS) online only The presentation of the online-Slider changed over the last years (e.g. sometimes a dash was displayed in the middle of the slider or the exact number that was clicked). Therefore an accumulation at 50 and other round figures is observable. Without these features displayed the distribution is smoother.
--	--

Time span of variable

1980	1981	1982	1983	1984	1985	1986	1987	1988	1989
1990	1991	1992	1993	1994	1995	1996	1997	1998	1999
2000	2001	2002	2003	2004	2005	2006	2007	2008	2009
						WEST			
						EAST			
2010	2011	2012	2013	2014	2015	2016	2017	2018	2019
WEST						EAST			
2020	2021	2022	2023	2024	2025	2026	2027	2028	2029

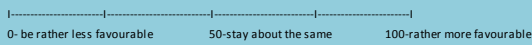
No.	Name	Label	Survey period	Survey frequency
2.21)	vg_statebus_clicks	state of business (clicks)	West since 01/2017 East since 01/2017	monthly survey monthly survey

Time span of variable

1980	1981	1982	1983	1984	1985	1986	1987	1988	1989	Further information
										Number of clicks for question 2.20) vg_statebus_sl online only
1990	1991	1992	1993	1994	1995	1996	1997	1998	1999	
2000	2001	2002	2003	2004	2005	2006	2007	2008	2009	
2010	2011	2012	2013	2014	2015	2016	2017	2018	2019	
						WEST				
						EAST				
2020	2021	2022	2023	2024	2025	2026	2027	2028	2029	

No.	Name	Label	Survey period	Survey frequency
2.22)	vg_comexp_sl	expected commercial (VAS)	West since 08/2005 East since 08/2005	monthly survey monthly survey

Wording of question

since 08/2005	Further information
Expectations for the next 6 months In cyclical regards our state of business for XY will be  Other than the variable 2.11) comexp the expected commercial is rated based on a visual analog scale	Expected commercial (VAS) online only The presentation of the online-Slider changed over the last years (e.g. sometimes a dash was displayed in the middle of the slider or the exact number that was clicked). Therefore an accumulation at 50 and other round figures is observable. Without these features displayed the distribution is smoother.

Time span of variable

1980	1981	1982	1983	1984	1985	1986	1987	1988	1989	Further information
										till 01/2017: presentation with dash in the middle, without the exact number clicked and with label in the middle of the slider 02/2017-12/2018: presentation with dash in the middle, with the exact number clicked and label in the middle of the slider since 01/2019 presentation without dash in the middle, without the exact number clicked but with label in the middle of the slider
1990	1991	1992	1993	1994	1995	1996	1997	1998	1999	
2000	2001	2002	2003	2004	2005	2006	2007	2008	2009	
						WEST				
						EAST				
2010	2011	2012	2013	2014	2015	2016	2017	2018	2019	

3. Special questions

No.	Name	Label	Survey period	Survey frequency
-----	------	-------	---------------	------------------

3.1)	vg_ranord	range of orders in months	West 03/1980 to 09/2001 East 07/1992 to 07/1993 East 12/1993 to 09/2001 East and West since 01/2002	Mrch, Jun, Sep, Dec Mrch, Jul, Oct, Dec Mrch, Jul, Sep, Dec Jan, Apr, Jul, Oct
------	-----------	---------------------------	--	---

Wording of question

Survey period	Question text	Further information
07/1992 to 09/2001	No questionnaires for the East available	range of orders in months
03/1980 to 09/2001	Currently our order backlog for delivery of XY equates to a production duration of no backlog up to about ... month(s) for more than 10, please state number of months	* since 01/2002 instead of "currently" "momentarily"
01/2002 to 06/2018	Momentarily our order backlog for delivery of XY equates to a production duration of no backlog up to about ... month(s) for more than 10, please state number of months	
Since 07/2018	Momentarily our order backlog for delivery equates to a production duration of _____ month	

Time span of variable

1980	1981	1982	1983	1984	1985	1986	1987	1988	1989
WEST									
1990	1991	1992	1993	1994	1995	1996	1997	1998	1999
WEST									
EAST									
2000	2001	2002	2003	2004	2005	2006	2007	2008	2009
WEST									
EAST									
2010	2011	2012	2013	2014	2015	2016	2017	2018	2019
WEST									
EAST									
2020	2021	2022	2023	2024	2025	2026	2027	2028	2029

No.	Name	Label	Survey period	Survey frequency
-----	------	-------	---------------	------------------

3.2)	vg_uticappc	capacity utilization in %	West 03/1980 to 09/2001 East 07/1992 to 07/1993 East 12/1993 to 09/2001 East and West since 01/2002	Mrch, Jun, Sep, Dec Mrch, Jul, Oct, Dec Mrch, Jul, Sep, Dec Jan, Apr, Jul, Oct
------	-------------	---------------------------	--	---

Wording of question

Survey period	Question text	Further information
07/1992 to 09/2001	No questionnaires for the East available	Capacity utilization in %
03/1980 to 06/2018	Currently** the utilization of our plants* to produce XY (full capacity utilization normal for the company = 100%) is up to 30 40 50 60 70 75 80 85 90 95 100 in fact:	*09/94, 09/95, 09/96, 09/97, 09/98, 09/99, 09/00, 09/01 addition "domestic plants" **since 01/2002 instead of "currently" "momentarily"
Since 07/2018	Currently the utilization of our plants (full capacity utilization normal for the company = 100%) is up to 30% 70% 90% 40% 75% 95% 50% 80% 100% 60% 85% more than 100%, in fact: _____ %	Coding in the dataset Number above the ticked field more than 100 % = handwritten entry or if just ticked = [120] 01/2019 a relevant spacialquision vg_uticapaa was posted

Time span of variable

1980	1981	1982	1983	1984	1985	1986	1987	1988	1989
WEST									
1990	1991	1992	1993	1994	1995	1996	1997	1998	1999

WEST									
EAST									
2000	2001	2002	2003	2004	2005	2006	2007	2008	2009
WEST									
EAST									
2010	2011	2012	2013	2014	2015	2016	2017	2018	2019
WEST									
EAST									
2020	2021	2022	2023	2024	2025	2026	2027	2028	2029

No.	Name	Label	Survey period	Survey frequency
-----	------	-------	---------------	------------------

3.3)	vg_uticapap	capacity utilization (appraisal)	West 03/1980 to 09/2001 East 07/1992 to 07/1993 East 12/1993 to 09/2001 East and West since 01/2002	Mrch, Jun, Sep, Dec Mrch, Jul, Oct, Dec Mrch, Jul, Sep, Dec Jan, Apr, Jul, Oct
------	-------------	----------------------------------	--	---

Wording of question

07/1992 to 09/2001 No questionnaires for the East available	Further information Appraisal of the technical capacity *09/94, 09/95, 09/96, 09/97, 09/98 09/99, 09/00, 09/01 *(only domestic)*
03/1980 to 06/2018 Taking into account our current order backlog and the and the new orders we expect for the next 12 months our technical capacities* for XY to be more than sufficient [1] sufficient [2] not sufficient [3]	01/2019 a relevant spacialqusion vg_uticapaa was posted
Since 07/2018 Taking into account our current order backlog and the new orders we expect for the next 12 months, we expect our technical capacities to be more than sufficient [1] sufficient [2] not sufficient [3]	

Time span of variable

1980	1981	1982	1983	1984	1985	1986	1987	1988	1989
WEST									
1990	1991	1992	1993	1994	1995	1996	1997	1998	1999
WEST									
EAST									
2000	2001	2002	2003	2004	2005	2006	2007	2008	2009
WEST									
EAST									
2010	2011	2012	2013	2014	2015	2016	2017	2018	2019
WEST									
EAST									
2020	2021	2022	2023	2024	2025	2026	2027	2028	2029

No.	Name	Label	Survey period	Survey frequency
-----	------	-------	---------------	------------------

3.4)	vg_constrain	constraints to production	West since 01/1980 East 01/1991 to 12/2000 East since 01/2001	Jan, Apr, Jul, Oct monthly survey Jan, Apr, Jul, Oct
------	--------------	---------------------------	---	--

Wording of question

01/1991 to 10/2001 No questionnaires for the East available	Further information Constraints to production
01/1980 to 10/2001 Our domestic production of XY is currently constrained <input type="checkbox"/> yes [1] <input type="checkbox"/> no [2]	[3]: Conflict - here, "no" was chosen, but for any constraining factor (3.5) vg_ordlack to 3.13) vg_othrea), "yes" was crossed.
since 01/2002 Our domestic production is currently constrained <input type="checkbox"/> yes [1] <input type="checkbox"/> no [2]	

Time span of variable

1980	1981	1982	1983	1984	1985	1986	1987	1988	1989
WEST									
1990	1991	1992	1993	1994	1995	1996	1997	1998	1999
WEST									
EAST									
2000	2001	2002	2003	2004	2005	2006	2007	2008	2009

WEST									
EAST									
2010	2011	2012	2013	2014	2015	2016	2017	2018	2019
WEST									
EAST									
2020	2021	2022	2023	2024	2025	2026	2027	2028	2029

No.	Name	Label	Survey period	Survey frequency
-----	------	-------	---------------	------------------

3.5)	vg_ordlack	lack of orders	West since 01/1980 East von 01/1991 to 12/2000 East since 01/2001	Jan, Apr, Jul, Oct monthly survey Jan, Apr, Juli, Oct
------	------------	----------------	---	---

Wording of question

01/1991 to 10/2001	Further information
No questionnaires for the East available	Lack of orders
01/1980 to 10/2001	*East 01/1991 to 12/2000 instead of "insufficient orders" "sales difficulties"
Our domestic production of XY is currently constrained. If yes, by following factors:	
insufficient orders* [1] <input type="text"/>	
since 01/2002	
Our domestic production is currently constrained. If yes, by following factors:	
insufficient orders* [1] <input type="text"/>	

Time span of variable

1980	1981	1982	1983	1984	1985	1986	1987	1988	1989
WEST									
1990	1991	1992	1993	1994	1995	1996	1997	1998	1999
WEST									
EAST									
2000	2001	2002	2003	2004	2005	2006	2007	2008	2009
WEST									
EAST									
2010	2011	2012	2013	2014	2015	2016	2017	2018	2019
WEST									
EAST									
2020	2021	2022	2023	2024	2025	2026	2027	2028	2029

No.	Name	Label	Survey period	Survey frequency
-----	------	-------	---------------	------------------

3.6)	vg_mplack	lack of manpower	West 01/1980 to 10/2001 East 01/1991 to 12/2000 East 01/2001 to 10/2001 West and East since 07/2018	Jan, Apr, Jul, Oct monthly survey Jan, Apr, Jul, Oct Jan, Apr, Jul, Oct
------	-----------	------------------	--	--

Wording of question

01/1991 to 10/2001	Further information
No questionnaires for the East available	Lack of manpower
01/1980 to 10/1995	
Our domestic production of XY is currently constrained. If yes, by following factors:	
lack of manpower [1] <input type="text"/>	
01/1996 to 10/2001	
Our domestic production of XY is currently constrained. If yes, by following factors:	
lack of qualified manpower [1] <input type="text"/>	
since 07/2018	
Our domestic production is currently constrained. If yes, by following factors:	
lack of manpower [1] <input type="text"/>	

Time span of variable

1980	1981	1982	1983	1984	1985	1986	1987	1988	1989
WEST									
1990	1991	1992	1993	1994	1995	1996	1997	1998	1999
WEST									

EAST									
2000	2001	2002	2003	2004	2005	2006	2007	2008	2009
WEST									
EAST									
2010	2011	2012	2013	2014	2015	2016	2017	2018	2019
WEST									
EAST									
2020	2021	2022	2023	2024	2025	2026	2027	2028	2029

No.	Name	Label	Survey period	Survey frequency
3.7)	vg_matlack	lack of material	West since 01/1980 East since 01/2001	Jan, Apr, Jul, Oct Jan, Apr, Jul, Oct

Wording of question

Further information
Lack of material

01/2001 to 10/2001
No questionnaires for the East available

01/1980 to 10/2001
Our domestic production of XY is currently constrained.
If yes, by following factors:

lack of raw materials or pre-materials [1]

since 01/2002
Our domestic production is currently constrained.
If yes, by following factors:

lack of raw materials or pre-materials [1]

Time span of variable

1980	1981	1982	1983	1984	1985	1986	1987	1988	1989
WEST									
1990	1991	1992	1993	1994	1995	1996	1997	1998	1999
WEST									
2000	2001	2002	2003	2004	2005	2006	2007	2008	2009
WEST									
EAST									
2010	2011	2012	2013	2014	2015	2016	2017	2018	2019
WEST									
EAST									
2020	2021	2022	2023	2024	2025	2026	2027	2028	2029

No.	Name	Label	Survey period	Survey frequency
3.8)	vg_techcap	technical capacity	West since 01/1980 East 01/1991 to 12/2000 East since 01/2001	Jan, Apr, Jul, Oct monthly survey Jan, Apr, Jul, Oct

Wording of question

Further information
technical capacity
*East 01/1991 to 12/2000 instead of "insufficient technical capacity" "insufficient technical endowment"

01/1991 to 10/2001
No questionnaires for the East available

01/1980 to 10/2001
Our domestic production of XY is currently constrained.
If yes, by following factors:

insufficient technical capacity* [1]

since 01/2002
Our domestic production is currently constrained.
If yes, by following factors:

insufficient technical capacity [1]

Time span of variable

1980	1981	1982	1983	1984	1985	1986	1987	1988	1989
WEST									
1990	1991	1992	1993	1994	1995	1996	1997	1998	1999
WEST									
EAST									
2000	2001	2002	2003	2004	2005	2006	2007	2008	2009

WEST									
EAST									
2010	2011	2012	2013	2014	2015	2016	2017	2018	2019
WEST									
EAST									
2020	2021	2022	2023	2024	2025	2026	2027	2028	2029

No.	Name	Label	Survey period	Survey frequency
-----	------	-------	---------------	------------------

3.9)	vg_bastlack	lack of back staff	West 10/1985 to 10/1995	Jan, Apr, Jul, Oct
------	-------------	--------------------	-------------------------	--------------------

Wording of question

10/1985 to 12/1995	Further information
Our domestic production of XY is currently constrained. If yes, by following factors:	Lack of back staff
lack of manpower back staff [1] <input type="text"/>	

Time span of variable

1980	1981	1982	1983	1984	1985	1986	1987	1988	1989	
					WEST					
1990	1991	1992	1993	1994	1995	1996	1997	1998	1999	
WEST										
2000	2001	2002	2003	2004	2005	2006	2007	2008	2009	
2010	2011	2012	2013	2014	2015	2016	2017	2018	2019	
2020	2021	2022	2023	2024	2025	2026	2027	2028	2029	

No.	Name	Label	Survey period	Survey frequency
-----	------	-------	---------------	------------------

3.10)	vg_diffin	difficulties of financing	East 01/1991 to 12/2000 East and West since 01/2002	monthly survey Jan, Apr, Jul, Oct
-------	-----------	---------------------------	--	--------------------------------------

Wording of question

01/1991 to 12/2000	Further information
No questionnaires for the East available	Production constraints by difficulties of financing
since 01/2002	
Our domestic production is currently constrained. If yes, by following factors:	
difficulties of financing [1] <input type="text"/>	

Time span of variable

1980	1981	1982	1983	1984	1985	1986	1987	1988	1989
1990	1991	1992	1993	1994	1995	1996	1997	1998	1999
EAST									
2000	2001	2002	2003	2004	2005	2006	2007	2008	2009
EAST		WEST							
2010	2011	2012	2013	2014	2015	2016	2017	2018	2019
WEST		EAST							
2020	2021	2022	2023	2024	2025	2026	2027	2028	2029

No.	Name	Label	Survey period	Survey frequency
-----	------	-------	---------------	------------------

3.11)	vg_weather	weather conditions	East 02/1994 to 06/2000*	monthly survey
-------	------------	--------------------	--------------------------	----------------

Wording of question

01/1991 to 12/2000	Further information
There are no questionnaires for the East available. The following wording is taken from previous lists of variables	Production constraints by weather conditions

02/1994 to 06/2000

Our domestic production of XY is currently constrained.
If yes, by following factors:

unfavourable weather conditions [1]

*since 01/1999 sind kein Werte mehr in dem Datensatz enthalten

Time span of variable

1980	1981	1982	1983	1984	1985	1986	1987	1988	1989
1990	1991	1992	1993	1994	1995	1996	1997	1998	1999
EAST									
2000	2001	2002	2003	2004	2005	2006	2007	2008	2009
EAST									
2010	2011	2012	2013	2014	2015	2016	2017	2018	2019
2020	2021	2022	2023	2024	2025	2026	2027	2028	2029

No.	Name	Label	Survey period	Survey frequency
3.12)	vg_skillack	lack of skilled employees	West 01/1991 to 10/1995 East and West since 01/2002	Jan, Apr, Jul, Oct Jan, Apr, Jul, Oct

Wording of question

since 01/2002

Our domestic production of XY is currently constrained.
If yes, by following factors:

Lack of skilled employees [1]

Further information

Lack of skilled employees
* see variable 3.6) mplack

Time span of variable

1980	1981	1982	1983	1984	1985	1986	1987	1988	1989
1990	1991	1992	1993	1994	1995	1996	1997	1998	1999
WEST									
2000	2001	2002	2003	2004	2005	2006	2007	2008	2009
WEST									
EAST									
2010	2011	2012	2013	2014	2015	2016	2017	2018	2019
WEST									
EAST									
2020	2021	2022	2023	2024	2025	2026	2027	2028	2029

No.	Name	Label	Survey period	Survey frequency
3.13)	vg_othrea	other reasons	West since 01/1996 East 01/1991 to 12/2000 East since 01/2001	Jan, Apr, Jul, Oct monthly survey Jan, Apr, Jul, Oct

Wording of question

01/1991 to 10/2001

No questionnaires for the East available

01/1996 to 10/2001

Our domestic production of XY is currently constrained
If yes, by following factors:

other factors [1]

since 01/2002

Our domestic production is currently constrained.
If yes, by following factors:

other factors [1]

Further information

other factors/ other reasons

Time span of variable

1980	1981	1982	1983	1984	1985	1986	1987	1988	1989
1990	1991	1992	1993	1994	1995	1996	1997	1998	1999

EAST					WEST				
2000	2001	2002	2003	2004	2005	2006	2007	2008	2009
WEST					EAST				
2010	2011	2012	2013	2014	2015	2016	2017	2018	2019
WEST					EAST				
2020	2021	2022	2023	2024	2025	2026	2027	2028	2029

No.	Name	Label	Survey period	Survey frequency
-----	------	-------	---------------	------------------

3.14)	vg_proexpen	product too expensive	East 01/1991 to 12/2000	monthly survey
-------	-------------	-----------------------	-------------------------	----------------

Wording of question

01/1991 to 12/2000 No questionnaires for the East available. The following wording is taken from previous lists of variables	Further information Products too expensive
01/1991 to 12/2000 Our domestic production of XY is currently constrained. If yes, by following factors: sales difficulties, as Products are too expensive [1] <input type="text"/>	

Time span of variable

1980	1981	1982	1983	1984	1985	1986	1987	1988	1989
1990	1991	1992	1993	1994	1995	1996	1997	1998	1999
EAST					WEST				
2000	2001	2002	2003	2004	2005	2006	2007	2008	2009
EAST					WEST				
2010	2011	2012	2013	2014	2015	2016	2017	2018	2019
2020	2021	2022	2023	2024	2025	2026	2027	2028	2029

No.	Name	Label	Survey period	Survey frequency
-----	------	-------	---------------	------------------

3.15)	vg_proqual	quality of products	East 01/1991 to 12/2000	monthly survey
-------	------------	---------------------	-------------------------	----------------

Wording of question

01/1991 to 12/2000 There are no questionnaires for the East available. The following wording is taken from previous lists of variables	Further information Quality of product
01/1991 to 12/2000 Our domestic production of XY is currently constrained. If yes, by following factors: sales difficulties, as quality of product insufficient [1] <input type="text"/>	

Time span of variable

1980	1981	1982	1983	1984	1985	1986	1987	1988	1989
1990	1991	1992	1993	1994	1995	1996	1997	1998	1999
EAST					WEST				
2000	2001	2002	2003	2004	2005	2006	2007	2008	2009
EAST					WEST				
2010	2011	2012	2013	2014	2015	2016	2017	2018	2019
2020	2021	2022	2023	2024	2025	2026	2027	2028	2029

No.	Name	Label	Survey period	Survey frequency
3.16)	vg_propro	program of products	East 01/1991 to 12/2000	monthly survey

Wording of question

<p>01/1991 to 12/2000</p> <p>There are no questionnaires for the East available. The following wording is taken from previous lists of variables</p>	<p>Further information</p> <p>Program of products</p>
<p>01/1991 to 12/2000</p> <p>Our domestic production of XY is currently constrained. If yes, by following factors: sales difficulties, as</p> <p style="text-align: center;">program of products insufficient [1]</p> <div style="text-align: center; border: 1px solid black; width: 60px; height: 15px; margin: 0 auto;"></div>	

Time span of variable

1980	1981	1982	1983	1984	1985	1986	1987	1988	1989
1990	1991	1992	1993	1994	1995	1996	1997	1998	1999
EAST									
2000	2001	2002	2003	2004	2005	2006	2007	2008	2009
EAST									
2010	2011	2012	2013	2014	2015	2016	2017	2018	2019
2020	2021	2022	2023	2024	2025	2026	2027	2028	2029

No.	Name	Label	Survey period	Survey frequency
3.17)	vg_ovtime	overtime	West since 01/1980 to 10/2001 East and West since 03/2002	Jan, Apr, Jul, Oct Mrch, Jun, Sep, Dec

Wording of question

<p>since 01/1980</p> <p>We currently work with overtime</p> <div style="display: flex; justify-content: space-around;"> <div style="border: 1px solid black; padding: 2px;"> </div> yes [1] <div style="border: 1px solid black; padding: 2px;"> </div> no [2] </div>	<p>Further information</p> <p>Overtime</p>
---	---

Time span of variable

1980	1981	1982	1983	1984	1985	1986	1987	1988	1989		
WEST											
1990	1991	1992	1993	1994	1995	1996	1997	1998	1999		
WEST											
2000	2001	2002	2003	2004	2005	2006	2007	2008	2009		
WEST											
EAST		2010	2011	2012	2013	2014	2015	2016	2017	2018	2019
WEST											
EAST											
2020	2021	2022	2023	2024	2025	2026	2027	2028	2029		

No.	Name	Label	Survey period	Survey frequency
3.18)	vg_ovtimemo	overtime more than customary	West since 01/1980 to 10/2001 East and West since 03/2002	Jan, Apr, Jul, Oct Mrch, Jun, Sep, Dec

Wording of question

<p>since 01/1980</p> <p>We currently work with overtime</p> <p style="padding-left: 20px;">If yes, more than customary</p> <div style="display: flex; justify-content: space-around;"> <div style="border: 1px solid black; padding: 2px;"> </div> yes [1] <div style="border: 1px solid black; padding: 2px;"> </div> no [2] </div>	<p>Further information</p> <p>Overtime more than customary</p> <p>06/2012 - 03/2018: if vg_ovtime was answered with "no", vg_ovtimemo was set on "no [2]" automatically</p>
--	--

Time span of variable

1980	1981	1982	1983	1984	1985	1986	1987	1988	1989
WEST									
1990	1991	1992	1993	1994	1995	1996	1997	1998	1999

WEST									
2000	2001	2002	2003	2004	2005	2006	2007	2008	2009
WEST									
EAST									
2010	2011	2012	2013	2014	2015	2016	2017	2018	2019
WEST									
EAST									
2020	2021	2022	2023	2024	2025	2026	2027	2028	2029

No.	Name	Label	Survey period	Survey frequency
-----	------	-------	---------------	------------------

3.19)	vg_stwork	short-time work	West 01/1980 to 10/2001 East 01/1991 to 12/2000 East 01/2001 to 10/2001 East and West since 01/2002	Jan, Apr, Jul, Oct monthly survey Jan, Apr, Jul, Oct Mrch, Jun, Sep, Dec
-------	-----------	-----------------	--	---

Wording of question

01/1991 to 10/2001 No questionnaires for the East available since 01/1980 We currently have short-time work <input type="checkbox"/> yes [1] <input type="checkbox"/> no [2]	Further information Short-time work
--	--

Time span of variable

1980	1981	1982	1983	1984	1985	1986	1987	1988	1989
WEST									
1990	1991	1992	1993	1994	1995	1996	1997	1998	1999
WEST									
EAST									
2000	2001	2002	2003	2004	2005	2006	2007	2008	2009
WEST									
EAST									
2010	2011	2012	2013	2014	2015	2016	2017	2018	2019
WEST									
EAST									
2020	2021	2022	2023	2024	2025	2026	2027	2028	2029

No.	Name	Label	Survey period	Survey frequency
-----	------	-------	---------------	------------------

3.20)	vg_stworkexp	expected short-time work	West 01/1980 to 10/2001 East 01/1991 to 12/2000 East 01/2001 to 10/2001 East and West since 01/2002	Jan, Apr, Jul, Oct monthly survey Jan, Apr, Jul, Oct Mrch, Jun, Sep, Dec
-------	--------------	--------------------------	--	---

Wording of question

01/1991 to 10/2001 No questionnaires for the East available 01/1980 to 10/2001 During the next 3 months we willl expectedly work short-time <input type="checkbox"/> yes [1] <input type="checkbox"/> no [2] since 03/2002 During the next 3 months we will expectedly work short-time <input type="checkbox"/> yes [1] <input type="checkbox"/> no [2]	Further information Expected short-time work
--	---

Time span of variable

1980	1981	1982	1983	1984	1985	1986	1987	1988	1989
WEST									
1990	1991	1992	1993	1994	1995	1996	1997	1998	1999
WEST									
EAST									
2000	2001	2002	2003	2004	2005	2006	2007	2008	2009
WEST									
EAST									
2010	2011	2012	2013	2014	2015	2016	2017	2018	2019
WEST									
EAST									
2020	2021	2022	2023	2024	2025	2026	2027	2028	2029

--	--	--	--	--	--

No.	Name	Label	Survey period	Survey frequency
-----	------	-------	---------------	------------------

3.21)	vg_emplex	expected employees	West 01/1980 to 04/1997 and since 07/1997 East since 01/1991	Jan, Apr, Jul, Oct* monthly survey monthly survey
-------	-----------	--------------------	--	---

Wording of question

Further information
<p>01/1980 to 04/1997</p> <p>Employees (domestic companies only) During the next 3 months the number of employees assigned to the production of XY will be ... in cyclical regards - therefor by eliminating purely seasonal fluctuations</p> <p>increasing [1] not changing [2] decreasing [3]</p> <p>07/1997 to 11/2001</p> <p>Employees (domestic companies only) During the next 3 months the number of employees assigned to the production of XY will be</p> <p>increasing [1] not changing [2] decreasing [3]</p> <p>since 01/2002</p> <p>Expectations for the next 3 months Employees (domestic companies only) The number of employees assigned to the production of XY will be</p> <p>increasing [1] not changing [2] decreasing [3]</p>
<p>Expected development of the number of total employees</p> <p>*10/1980 to 10/1993 the question for the West in October has the same structure as the question of the variable "empl". see 3.14)</p> <p>Standard question since 07/1997, see 2.14)</p>

Time span of variable

1980	1981	1982	1983	1984	1985	1986	1987	1988	1989
WEST									
1990	1991	1992	1993	1994	1995	1996	1997	1998	1999
WEST									
EAST									
2000	2001	2002	2003	2004	2005	2006	2007	2008	2009
WEST									
EAST									
2010	2011	2012	2013	2014	2015	2016	2017	2018	2019
WEST									
EAST									
2020	2021	2022	2023	2024	2025	2026	2027	2028	2029

No.	Name	Label	Survey period	Survey frequency
-----	------	-------	---------------	------------------

3.22)	vg_empl	employees 12 month	West 10/1980 to 10/1993	annual survey *
-------	---------	--------------------	-------------------------	-----------------

Wording of question

Further information
<p>10/1980 to 10/1993</p> <p>Employees In cyclical regards - therefor by eliminating purely seasonal fluctuations - the number of employees assigned to the production of XY will be ... during the next...</p> <p>3 months* from month under report on** 12 months</p> <p>increasing [1] not changing [2] decreasing [3]</p>
<p>Employees expectations</p> <p>**The expected occupation during the next 3 months is recorded by the variable "emplexp". see 3.13)</p> <p>10/1990 to 10/1993 ***additionally "from month under report on"</p> <p>* annual survey in October</p>

Time span of variable

1980	1981	1982	1983	1984	1985	1986	1987	1988	1989
WEST									
1990	1991	1992	1993	1994	1995	1996	1997	1998	1999
WEST									
2000	2001	2002	2003	2004	2005	2006	2007	2008	2009
WEST									
2010	2011	2012	2013	2014	2015	2016	2017	2018	2019

2020	2021	2022	2023	2024	2025	2026	2027	2028	2029
------	------	------	------	------	------	------	------	------	------

No.	Name	Label	Survey period	Survey frequency
-----	------	-------	---------------	------------------

3.23)	vg_prof	profit situation	West since 06/2002* East since 06/2002*	May, Sep May, Sep
-------	---------	------------------	--	----------------------

Wording of question

<p>since 06/2002</p> <p>Profit situation and development [...] We currently consider the profit situation of our company - measured by the operating results from customary business operations - to be</p> <p>good [1] satisfying [2] bad [3]</p>	<p>Further information</p> <p>Current profit situation</p> <p>*in 2002: June and September</p> <p>The question was fed into an own dataset for the East 12/1995 to 11/2001</p>
---	---

Time span of variable

1980	1981	1982	1983	1984	1985	1986	1987	1988	1989
1990	1991	1992	1993	1994	1995	1996	1997	1998	1999
2000	2001	2002	2003	2004	2005	2006	2007	2008	2009
WEST EAST									
2010	2011	2012	2013	2014	2015	2016	2017	2018	2019
WEST EAST									
2020	2021	2022	2023	2024	2025	2026	2027	2028	2029

No.	Name	Label	Survey period	Survey frequency
-----	------	-------	---------------	------------------

3.24)	vg_profch	change of profit situation	West since 06/2002* East since 06/2002*	May, Sep May, Sep
-------	-----------	----------------------------	--	----------------------

Wording of question

<p>since 06/2002</p> <p>Profit situation and development [...] As compared to fall 20## the profit situation of our company - measured by the operating results from customary business operations -</p> <p>improved [1] did not change [2] deteriorated [3]</p>	<p>Further information</p> <p>Change of profit situation compared to previous quarter</p> <p>*in 2002: June and September</p> <p>In May the wording of the question is: "As compared to fall 20##..." It is inquired after previous fall e.g. May 2003: "As compared to fall 2002..."</p> <p>In september the wording of the question is: "As compared to the 1st quarter of 20##..." it is inquired after the first quarter of the current year e.g. September 2004: "As compared to the 1st quarter of 2004..."</p> <p>The question was fed into an own dataset for the East 12/1995 to 11/2001</p>
---	--

Time span of variable

1980	1981	1982	1983	1984	1985	1986	1987	1988	1989
1990	1991	1992	1993	1994	1995	1996	1997	1998	1999
2000	2001	2002	2003	2004	2005	2006	2007	2008	2009
WEST EAST									
2010	2011	2012	2013	2014	2015	2016	2017	2018	2019
WEST EAST									
2020	2021	2022	2023	2024	2025	2026	2027	2028	2029

No.	Name	Label	Survey period	Survey frequency
-----	------	-------	---------------	------------------

3.25)	vg_hcount	headcount	West 03/2002 - 12/2015 East 09/1994 - 12/2015*	Mrch, Jun, Sep, Dec Mrch, Jun, Sep, Dec
-------	-----------	-----------	---	--

Wording of question

<p>09/1994 to 12/2001</p> <p>No questionnaires for the East available</p> <p>since 03/2002</p>	<p>Further information</p> <p>Development of the headcount</p> <p>* no inquiry in Dec 2001 but in Nov 2001</p>
--	---

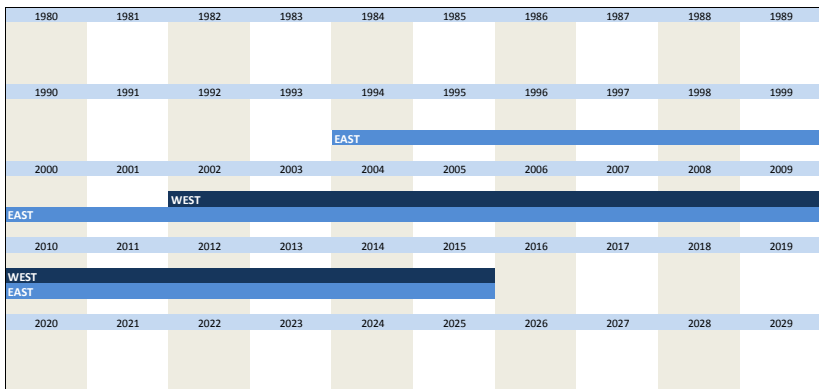
We consider our head count with respect to the expected sales development of XY during the next 12 months to be

relatively high [1]
(e.g. reduction of staff necessary)

sufficient [2]

too low [3]
(e.g. additional staff necessary)

Time span of variable



No.	Name	Label	Survey period	Survey frequency
-----	------	-------	---------------	------------------

3.26)	vg_fest	feedstock	West 02/1980 to 05/1994	Feb, May, Aug, Nov
-------	---------	-----------	-------------------------	--------------------

Wording of question

since 02/1980

Feedstock
Our stock of the most important raw materials and pre-materials to produce XY is currently

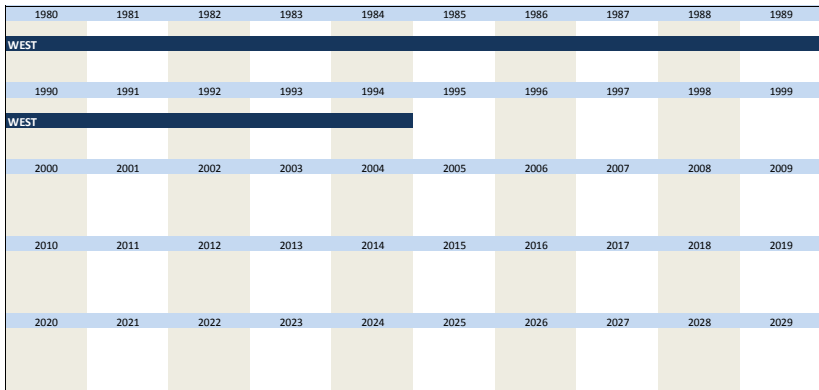
relatively high [1]
normal [2]
relatively low [3]
stock-keeping not usual [4]

Further information

feedstock

Not inquired in November 1981

Time span of variable



No.	Name	Label	Survey period	Survey frequency
-----	------	-------	---------------	------------------

3.27)	vg_proenl	enlargement of production	West 08/1981 to 02/1993	Feb, May, Aug, Nov
-------	-----------	---------------------------	-------------------------	--------------------

Wording of question

since 08/1981

Feedstock
Our stock of the most important raw materials and pre-materials to produce XY is currently
[...]
if relatively high:

We currently have a high stock because of

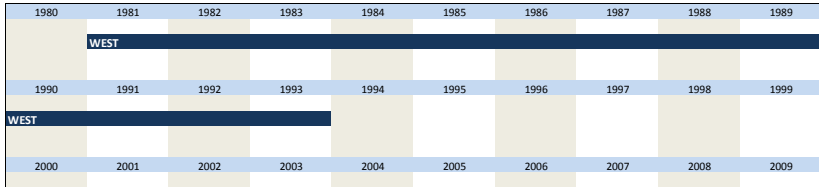
enlargement of production [1]

Further information

enlargement of production

**currently* since 02/1988

Time span of variable



2010	2011	2012	2013	2014	2015	2016	2017	2018	2019
2020	2021	2022	2023	2024	2025	2026	2027	2028	2029

No.	Name	Label	Survey period	Survey frequency
3.28)	vg_priceinc	increase in price	West 08/1981 to 02/1993	Feb, May, Aug, Nov

Wording of question

<p>since 08/1981</p> <p>Feedstock Our stock of the most important raw materials and pre-materials to produce XY is currently [...] if relatively high: We currently have a high stock because of</p> <p>expected increase in price [1] <input type="text"/></p>	<p>Further information</p> <p>Increase in price</p> <p>**currently* since 02/1988</p> <p>Not inquired in November 1981</p>
---	---

Time span of variable

1980	1981	1982	1983	1984	1985	1986	1987	1988	1989
WEST									
1990	1991	1992	1993	1994	1995	1996	1997	1998	1999
WEST									
2000	2001	2002	2003	2004	2005	2006	2007	2008	2009
2010	2011	2012	2013	2014	2015	2016	2017	2018	2019
2020	2021	2022	2023	2024	2025	2026	2027	2028	2029

No.	Name	Label	Survey period	Survey frequency
3.29)	vg_fincolow	low costs of financing	West 05/1982 to 02/1993	Feb, May, Aug, Nov

Wording of question

<p>since 05/1982</p> <p>Feedstock Our stock of the most important raw materials and pre-materials to produce XY is currently [...] if relatively high: We currently have a high stock because of</p> <p>relatively low costs of financing [1] <input type="text"/></p>	<p>Further information</p> <p>low costs of financing</p> <p>**currently* since 02/1988</p>
--	---

Time span of variable

1980	1981	1982	1983	1984	1985	1986	1987	1988	1989
WEST									
1990	1991	1992	1993	1994	1995	1996	1997	1998	1999
WEST									
2000	2001	2002	2003	2004	2005	2006	2007	2008	2009
2010	2011	2012	2013	2014	2015	2016	2017	2018	2019
2020	2021	2022	2023	2024	2025	2026	2027	2028	2029

No.	Name	Label	Survey period	Survey frequency
3.30)	vg_diffsup1	difficulties of supply	West 08/1981 to 02/1993	Feb, May, Aug, Nov

Wording of question

since 08/1981	Further information
---------------	----------------------------

Feedstock
Our stock of the most important raw materials and pre-materials to produce XY is currently [...] **if relatively high:**
We currently have a high stock because of

difficulties of supply [1]

difficulties of supply

**currently* since 02/1988

Not inquired in November 1981

Time span of variable

1980	1981	1982	1983	1984	1985	1986	1987	1988	1989
WEST									
1990	1991	1992	1993	1994	1995	1996	1997	1998	1999
WEST									
2000	2001	2002	2003	2004	2005	2006	2007	2008	2009
2010	2011	2012	2013	2014	2015	2016	2017	2018	2019
2020	2021	2022	2023	2024	2025	2026	2027	2028	2029

No.	Name	Label	Survey period	Survey frequency
3.31)	vg_weaken	weakening	West 08/1981 to 02/1993	Feb, May, Aug, Nov

Wording of question

since 08/1981

Feedstock
Our stock of the most important raw materials and pre-materials to produce XY is currently [...] **if relatively high:**
We currently have a high stock because of

The feedstock increased due to a
a weakening (in demand) [1]

Further information

weakening

**currently* since 02/1988

Not inquired in November 1981

Time span of variable

1980	1981	1982	1983	1984	1985	1986	1987	1988	1989
WEST									
1990	1991	1992	1993	1994	1995	1996	1997	1998	1999
WEST									
2000	2001	2002	2003	2004	2005	2006	2007	2008	2009
2010	2011	2012	2013	2014	2015	2016	2017	2018	2019
2020	2021	2022	2023	2024	2025	2026	2027	2028	2029

No.	Name	Label	Survey period	Survey frequency
3.32)	vg_prored	reduction of production	West 08/1981 to 02/1993	Feb, May, Aug, Nov

Wording of question

since 08/1981

Feedstock
Our stock of the most important raw materials and pre-materials to produce XY is currently [...] **if relatively low:**
We currently have a low stock on purpose because of

reduction in production [1]

Further information

Reduction of production

**currently* since 02/1988

Not inquired in November 1981

Time span of variable

1980	1981	1982	1983	1984	1985	1986	1987	1988	1989
WEST									
1990	1991	1992	1993	1994	1995	1996	1997	1998	1999
WEST									

2000	2001	2002	2003	2004	2005	2006	2007	2008	2009
2010	2011	2012	2013	2014	2015	2016	2017	2018	2019
2020	2021	2022	2023	2024	2025	2026	2027	2028	2029

No.	Name	Label	Survey period	Survey frequency
3.33)	vg_pricedec	price decrease	West 08/1981 to 02/1993	Feb, May, Aug, Nov

Wording of question

<p>since 08/1981</p> <p>Feedstock Our stock of the most important raw materials and pre-materials to produce XY is currently [...] if relatively low:</p> <p>We currently have a low stock on purpose because of</p> <p style="text-align: right;">expected price decline [1] <input type="text"/></p>	<p>Further information</p> <p>price decrease</p> <p>**currently* since 02/1988</p> <p>Not inquired in November 1981</p>
---	--

Time span of variable

1980	1981	1982	1983	1984	1985	1986	1987	1988	1989
WEST									
1990	1991	1992	1993	1994	1995	1996	1997	1998	1999
WEST									
2000	2001	2002	2003	2004	2005	2006	2007	2008	2009
2010	2011	2012	2013	2014	2015	2016	2017	2018	2019
2020	2021	2022	2023	2024	2025	2026	2027	2028	2029

No.	Name	Label	Survey period	Survey frequency
3.34)	vg_fincohi	high costs of financing	West 05/1982 to 02/1993	Feb, May, Aug, Nov

Wording of question

<p>since 05/1982</p> <p>Feedstock Our stock of the most important raw materials and pre-materials to produce XY is currently [...] if relatively low:</p> <p>We currently have a low stock on purpose because of</p> <p style="text-align: right;">unusual high costs of financing [1] <input type="text"/></p>	<p>Further information</p> <p>high costs of financing</p> <p>**currently* since 02/1988</p>
--	--

Time span of variable

1980	1981	1982	1983	1984	1985	1986	1987	1988	1989
WEST									
1990	1991	1992	1993	1994	1995	1996	1997	1998	1999
WEST									
2000	2001	2002	2003	2004	2005	2006	2007	2008	2009
2010	2011	2012	2013	2014	2015	2016	2017	2018	2019
2020	2021	2022	2023	2024	2025	2026	2027	2028	2029

No.	Name	Label	Survey period	Survey frequency
3.35)	vg_diffsup2	difficulties of supply	West 08/1981 to 02/1993	Feb, May, Aug, Nov

Wording of question

<p>since 08/1981</p> <p>Feedstock Our stock of the most important raw materials and pre-materials to produce XY is currently [...] if relatively low:</p> <p>The feedstock became scarce due to</p> <p style="text-align: center;">difficulties of supply [1] <input type="text"/></p>	<p>Further information</p> <p>Difficulties of supply</p> <p>Not inquired in November 1981</p>																																																																																										
<p>Time span of variable</p> <table border="1" style="width: 100%; text-align: center;"> <tr><td>1980</td><td>1981</td><td>1982</td><td>1983</td><td>1984</td><td>1985</td><td>1986</td><td>1987</td><td>1988</td><td>1989</td></tr> <tr><td colspan="10" style="background-color: #002060; color: white;">WEST</td></tr> <tr><td>1990</td><td>1991</td><td>1992</td><td>1993</td><td>1994</td><td>1995</td><td>1996</td><td>1997</td><td>1998</td><td>1999</td></tr> <tr><td colspan="10" style="background-color: #002060; color: white;">WEST</td></tr> <tr><td>2000</td><td>2001</td><td>2002</td><td>2003</td><td>2004</td><td>2005</td><td>2006</td><td>2007</td><td>2008</td><td>2009</td></tr> <tr><td colspan="10" style="background-color: #002060; color: white;">WEST</td></tr> <tr><td>2010</td><td>2011</td><td>2012</td><td>2013</td><td>2014</td><td>2015</td><td>2016</td><td>2017</td><td>2018</td><td>2019</td></tr> <tr><td colspan="10" style="background-color: #002060; color: white;">WEST</td></tr> <tr><td>2020</td><td>2021</td><td>2022</td><td>2023</td><td>2024</td><td>2025</td><td>2026</td><td>2027</td><td>2028</td><td>2029</td></tr> </table>		1980	1981	1982	1983	1984	1985	1986	1987	1988	1989	WEST										1990	1991	1992	1993	1994	1995	1996	1997	1998	1999	WEST										2000	2001	2002	2003	2004	2005	2006	2007	2008	2009	WEST										2010	2011	2012	2013	2014	2015	2016	2017	2018	2019	WEST										2020	2021	2022	2023	2024	2025	2026	2027	2028	2029
1980	1981	1982	1983	1984	1985	1986	1987	1988	1989																																																																																		
WEST																																																																																											
1990	1991	1992	1993	1994	1995	1996	1997	1998	1999																																																																																		
WEST																																																																																											
2000	2001	2002	2003	2004	2005	2006	2007	2008	2009																																																																																		
WEST																																																																																											
2010	2011	2012	2013	2014	2015	2016	2017	2018	2019																																																																																		
WEST																																																																																											
2020	2021	2022	2023	2024	2025	2026	2027	2028	2029																																																																																		

No.	Name	Label	Survey period	Survey frequency
3.36)	vg_strength	strengthening	West 08/1981 to 02/1993	Feb, May, Aug, Nov

Wording of question

<p>since 08/1981</p> <p>Feedstock Our stock of the most important raw materials and pre-materials to produce XY is currently [...] if relatively low:</p> <p>The feedstock became scarce due to</p> <p style="text-align: center;">strengthened production [1] <input type="text"/></p>	<p>Further information</p> <p>strengthened production</p> <p>Not inquired in November 1981</p>																																																																																										
<p>Time span of variable</p> <table border="1" style="width: 100%; text-align: center;"> <tr><td>1980</td><td>1981</td><td>1982</td><td>1983</td><td>1984</td><td>1985</td><td>1986</td><td>1987</td><td>1988</td><td>1989</td></tr> <tr><td colspan="10" style="background-color: #002060; color: white;">WEST</td></tr> <tr><td>1990</td><td>1991</td><td>1992</td><td>1993</td><td>1994</td><td>1995</td><td>1996</td><td>1997</td><td>1998</td><td>1999</td></tr> <tr><td colspan="10" style="background-color: #002060; color: white;">WEST</td></tr> <tr><td>2000</td><td>2001</td><td>2002</td><td>2003</td><td>2004</td><td>2005</td><td>2006</td><td>2007</td><td>2008</td><td>2009</td></tr> <tr><td colspan="10" style="background-color: #002060; color: white;">WEST</td></tr> <tr><td>2010</td><td>2011</td><td>2012</td><td>2013</td><td>2014</td><td>2015</td><td>2016</td><td>2017</td><td>2018</td><td>2019</td></tr> <tr><td colspan="10" style="background-color: #002060; color: white;">WEST</td></tr> <tr><td>2020</td><td>2021</td><td>2022</td><td>2023</td><td>2024</td><td>2025</td><td>2026</td><td>2027</td><td>2028</td><td>2029</td></tr> </table>		1980	1981	1982	1983	1984	1985	1986	1987	1988	1989	WEST										1990	1991	1992	1993	1994	1995	1996	1997	1998	1999	WEST										2000	2001	2002	2003	2004	2005	2006	2007	2008	2009	WEST										2010	2011	2012	2013	2014	2015	2016	2017	2018	2019	WEST										2020	2021	2022	2023	2024	2025	2026	2027	2028	2029
1980	1981	1982	1983	1984	1985	1986	1987	1988	1989																																																																																		
WEST																																																																																											
1990	1991	1992	1993	1994	1995	1996	1997	1998	1999																																																																																		
WEST																																																																																											
2000	2001	2002	2003	2004	2005	2006	2007	2008	2009																																																																																		
WEST																																																																																											
2010	2011	2012	2013	2014	2015	2016	2017	2018	2019																																																																																		
WEST																																																																																											
2020	2021	2022	2023	2024	2025	2026	2027	2028	2029																																																																																		

No.	Name	Label	Survey period	Survey frequency
3.37)	vg_festwe	feedstock in weeks	West 02/1980 - 11/2014 East 02/2001 - 11/2014	Feb, May, Aug, Nov Feb, May, Aug, Nov

Wording of question

<p>02/2001 to 11/2001</p> <p>No questionnaires for the East available</p> <p>02/1980 to 08/1981</p> <p>Feedstock Our feedstock is currently sufficient for</p> <p style="text-align: center;"> <small>less than</small> 0,5 1 2 3 4 5 <small>more than 6, in fact</small> </p> <p>weeks of production (measured by the current extent of production)</p> <p>11/1981 to 02/1994</p> <p>Feedstock Our stock of the raw materials and pre-materials most important to us are currently sufficient for</p> <p style="text-align: center;"> <small>less</small> <small>more than 6,</small></p>	<p>Further information</p> <p>Feedstock in weeks</p> <p><u>meaning in dataset:</u> "no feedstock" = 0 weeks "less than 1/2" = 0,3 weeks "more than 6, in fact", but just ticked = 8 weeks</p>
---	--

no feedstock	than 0,5	less	0,5	1	2	3	4	5	6	more than 6, in fact
weeks of production (measured by the current extent of production)										
05/1994										
Feedstock Our stock of the most important raw materials and pre-materials to produce XY is currently										
[...]										
They are currently sufficient for										
no feedstock	than 0,5	less	0,5	1	2	3	4	5	6	more than 6, in fact
weeks of production (measured by the current extent of production)										
08/1994 to 11/2001										
Feedstock Our stock of the raw materials and pre-materials most important to us for the production of XY are currently sufficient for										
no feedstock	than 0,5	less	0,5	1	2	3	4	5	6	more than 6, in fact
weeks of production (measured by the current extent of production)										
since 02/2002										
Feedstock Our stock of the raw materials and pre-materials most important to us for the production of XY are currently sufficient for										
no feedstock	than 0,5	less	0,5	1	2	3	4	5	6	more than 6, in fact
Production von ... weeks**										
**measured by the current extent of production										

Time span of variable										
1980	1981	1982	1983	1984	1985	1986	1987	1988	1989	
WEST										
1990	1991	1992	1993	1994	1995	1996	1997	1998	1999	
WEST										
2000	2001	2002	2003	2004	2005	2006	2007	2008	2009	
WEST										
	2010	2011	2012	2013	2014	2015	2016	2017	2018	2019
WEST										
EAST										
2020	2021	2022	2023	2024	2025	2026	2027	2028	2029	
WEST										
EAST										

No.	Name	Label	Survey period	Survey frequency
3.38)	vg_stinwe	stock of inventories in weeks	West 02/1980 - 11/2014 East 02/2001 - 11/2014	Feb, May, Aug, Nov Feb, May, Aug, Nov

Wording of question

02/2001 to 11/2001	No questionnaires for the East available
02/1980 to 08/1981	<p>Stock of inventories Our stock of unsold finished goods of XY currently equates to</p> <p>less than 0,5 less 0,5 1 2 3 4 5 6 more than 6, in fact</p> <p>weeks of production (measured by the current extent of production)</p>
11/1981 to 11/2001	<p>Stock of inventories Our stock of unsold finished goods of XY currently equates to</p> <p>no inventories less than 0,5 less 0,5 1 2 3 4 5 6 more than 6, in fact</p> <p>weeks of production (measured by the current extent of production)</p>
since 02/2002	<p>Stock of inventories Our stock of unsold finished goods of XY currently equates to a</p> <p>no inventories less than 0,5 less 0,5 1 2 3 4 5 6 more than 6, in fact</p> <p>production of ... weeks**</p> <p>**measured by the current extent of production</p>

Further information

Stock of inventories in weeks in weeks

* 08/1980
"no stock of inventories" = 0 weeks
"less than 1/2" = 0,3 weeks
"more than 6, in fact", but just ticked = 8 weeks

Time span of variable

1980	1981	1982	1983	1984	1985	1986	1987	1988	1989
WEST									
1990	1991	1992	1993	1994	1995	1996	1997	1998	1999
WEST									
2000	2001	2002	2003	2004	2005	2006	2007	2008	2009
WEST									
EAST									
2010	2011	2012	2013	2014	2015	2016	2017	2018	2019
WEST									
EAST									
2020	2021	2022	2023	2024	2025	2026	2027	2028	2029

No.	Name	Label	Survey period	Survey frequency
-----	------	-------	---------------	------------------

3.39)	vg_emppro2	employees in production	West 09/1980 to 10/2001 East 01/1991 to 06/2001 East and West since 11/2001	annual survey* monthly survey annual survey**
-------	------------	-------------------------	---	---

Wording of question

<p>01/1991 to 11/2001</p> <p>No questionnaires for the East available</p> <p>09/1980</p> <p>Number of employees (employees and workers, state September 1980) assigned to the production of XY</p> <p>about persons</p> <p>10/1981 to 10/1997</p> <p>Number of employees</p> <p>State: End of [month] [year]**</p> <p>We occupy [...] persons in the whole company (domestic companies only). Thereof are assigned to the production of XY. persons</p> <p>10/1998</p> <p>Number of employees</p> <p>We occupy [...] persons in the whole company (domestic companies only). Thereof are assigned to the production of XY. persons</p> <p>since 10/1999</p> <p>Number of employees</p> <p>We occupy [...] persons in the whole company (domestic companies only). Thereof are assigned to the production of XY. persons (possibly estimations by share of revenue)</p>	<p>Further information</p> <p>Employees in production for XY</p> <p>* annual survey 1980: inquiry in September 1981 - 2000: inquiry in October 1994: no inquiry</p> <p>** annual survey in November</p> <p>Note West: The data is only inquired annually but appears in the datasets monthly. This is due to the fact, that every month the data of the annual survey is transferred manually. The data of the current survey is normally transferred 2-3 months after the survey</p> <p>Example: For November, December 2002 the variable emppro2 contains the value of the survey from November 2001. Since January 2003 the variable emppro2 contains the value of the survey from Nov 02</p> <p>***West 10/1995 to 10/1997 Month and year of the previous reporting interval Example 10/1995: "State: End of September 1995" East 01/1991 to 06/2000 "State: End of month under reports"</p>
--	---

Time span of variable

1980	1981	1982	1983	1984	1985	1986	1987	1988	1989
WEST									
1990	1991	1992	1993	1994	1995	1996	1997	1998	1999
WEST									
EAST									
2000	2001	2002	2003	2004	2005	2006	2007	2008	2009
WEST									
EAST									
2010	2011	2012	2013	2014	2015	2016	2017	2018	2019
WEST									
EAST									
2020	2021	2022	2023	2024	2025	2026	2027	2028	2029

No.	Name	Label	Survey period	Survey frequency
-----	------	-------	---------------	------------------

3.40)	vg_emplinc	increase of employees in %	East 01/1991 to 12/2000	monthly survey
-------	------------	----------------------------	-------------------------	----------------

Wording of question

<p>01/1991 to 12/2000</p> <p>There are no questionnaires for the East available. The following wording is taken from previous lists of variables</p> <p>01/1991 to 12/2000</p> <p>During the next 3 months the number of employees assigned to the production of XY will [...] in cyclical regards - therefore by eliminating purely seasonal fluctuations</p>	<p>Further information</p> <p>Increase of employees for the production of XY in %</p>
--	--

increase by about%									
Time span of variable									
1980	1981	1982	1983	1984	1985	1986	1987	1988	1989
1990	1991	1992	1993	1994	1995	1996	1997	1998	1999
EAST									
2000	2001	2002	2003	2004	2005	2006	2007	2008	2009
EAST									
2010	2011	2012	2013	2014	2015	2016	2017	2018	2019
2020	2021	2022	2023	2024	2025	2026	2027	2028	2029

No.	Name	Label	Survey period	Survey frequency
3.41)	vg_empldec	decrease of employees in %	East 01/1991 to 12/2000	monthly survey

Wording of question

01/1991 to 12/2000	Further information
There are no questionnaires for the East available. The following wording is taken from previous lists of variables	Decrease of employees for the production in %
01/1991 to 12/2000	
During the next 3 months the number of employees assigned to the production of XY will [...] in cyclical regards - therefor by eliminating purely seasonal fluctuations	
decrease by about%	

Time span of variable

1980	1981	1982	1983	1984	1985	1986	1987	1988	1989
1990	1991	1992	1993	1994	1995	1996	1997	1998	1999
EAST									
2000	2001	2002	2003	2004	2005	2006	2007	2008	2009
EAST									
2010	2011	2012	2013	2014	2015	2016	2017	2018	2019
2020	2021	2022	2023	2024	2025	2026	2027	2028	2029

No.	Name	Label	Survey period	Survey frequency
3.42)	vg_compos1	national competitive position	East and West 08/1994 to 11/2001 East and West since 01/2002	Feb, May, Aug, Nov Jan, Apr, Jul, Oct

Wording of question

08/1994 to 11/2001	Further information
No questionnaires for the East available	National competitive position
08/1994 to 05/2001 and	
During the last 3 months our competitive position for XY on the domestic market	
improved [1] has not changed [2] declined [3]	
08/2001 to 06/2018	
During the last 3 months our competitive position for XY on the domestic market [...] compared to the 3 prior months.	
improved [1] has not changed [2] declined [3]	
Since 07/2018	
During the last 3 months our competitive position compared to the 3 prior months.	
a) on the domestic market	
improved [1]	

has not changed [2] declined [3]									
Time span of variable									
1980	1981	1982	1983	1984	1985	1986	1987	1988	1989
1990	1991	1992	1993	1994	1995	1996	1997	1998	1999
				WEST	EAST				
2000	2001	2002	2003	2004	2005	2006	2007	2008	2009
				WEST	EAST				
2010	2011	2012	2013	2014	2015	2016	2017	2018	2019
				WEST	EAST				
2020	2021	2022	2023	2024	2025	2026	2027	2028	2029

No.	Name	Label	Survey period	Survey frequency
3.43)	vg_compos2	EU competitive position	East and West 08/1994 to 11/2001 East and West since 01/2002	Feb, May, Aug, Nov Jan, Apr, Jul, Oct

Wording of question

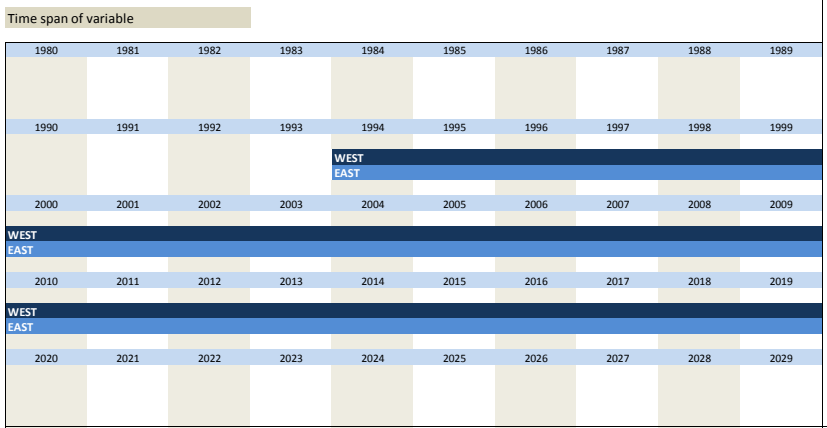
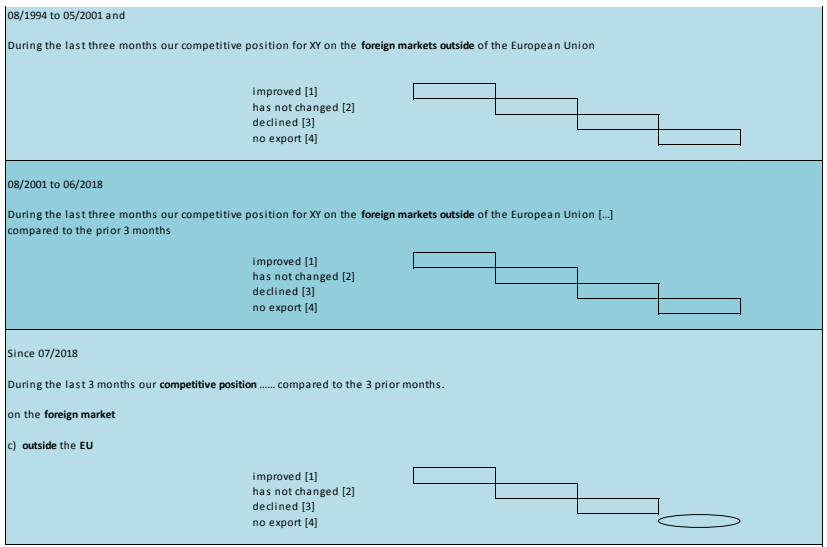
08/1994 to 11/2001	Further information
No questionnaires for the East available	EU competitive position
08/1994 to 05/2001 and	
During the last three months our competitive position for XY on the foreign markets inside of the European Union	
<p>improved [1] has not changed [2] declined [3] no export [4]</p>	
08/2001 to 06/2018	
During the last three months our competitive position for XY on the foreign markets inside of the European Union [...] compared to the prior 3 months	
<p>improved [1] has not changed [2] declined [3] no export [4]</p>	
Since 07/2018	
During the last 3 months our competitive position compared to the 3 prior months.	
on the foreign market	
b) within the EU	
<p>improved [1] has not changed [2] declined [3] no export [4]</p>	

Time span of variable									
1980	1981	1982	1983	1984	1985	1986	1987	1988	1989
1990	1991	1992	1993	1994	1995	1996	1997	1998	1999
				WEST	EAST				
2000	2001	2002	2003	2004	2005	2006	2007	2008	2009
				WEST	EAST				
2010	2011	2012	2013	2014	2015	2016	2017	2018	2019
				WEST	EAST				
2020	2021	2022	2023	2024	2025	2026	2027	2028	2029

No.	Name	Label	Survey period	Survey frequency
3.44)	vg_compos3	competitive position abroad	East and West 08/1994 to 11/2001 East and West since 01/2002	Feb, May, Aug, Nov Jan, Apr, Jul, Oct

Wording of question

08/1994 to 11/2001	Further information
No questionnaires for the East available	Competitive position abroad



No.	Name	Label	Survey period	Survey frequency
3.45)	vg_ranord2	range of orders in months (end of prev. month)	East and West 01/2002 to 01/2008	Jan, Apr, Jul, Oct

Wording of question

01/2002 to 01/2008

Momentarily our range of orders for XY equates to a production duration up to about [...] months At the end of previous month they reached

Further information

Range of orders in months (end of prev. Month)

Note
Due to the alignment of economic cycle surveys inside of the EU the wording of the questions was adapted to the survey periods of the countries. This would have caused the questions regarding the range of orders to be shifted by about one month. That is why the question regarding the range of orders was posed twice since the first quarter of 2002, with the distinction that it is inquired after the running month (ranord) and the previous month (ranord2)

Coding in the dataset
none = [0]
less than 1/2 = [5]
1 = [10]
2 = [20]
3 = [30]
4 = [40]
5 = [50]
6 = [60]
7 = [70]
8 = [80]
9 = [90]
10 = [100]
more than 10 = handwritten entry or if just ticked = [120]

Time span of variable

No.	Name	Label	Survey period	Survey frequency
3.46)	vg_uticappc2	capacity utilization in % (end of prev. month)	East and West 01/2002 to 01/2008	Jan, Apr, Jul, Oct

Wording of question

01/2002 to 01/2008

No questionnaires for the East available

Further information

Capacity utilization in % (end of prev. Month)

Coding in the dataset

Time span of variable									
1980	1981	1982	1983	1984	1985	1986	1987	1988	1989
1990	1991	1992	1993	1994	1995	1996	1997	1998	1999
2000	2001	2002	2003	2004	2005	2006	2007	2008	2009
2010	2011	2012	2013	2014	2015	2016	2017	2018	2019
2020	2021	2022	2023	2024	2025	2026	2027	2028	2029

No.	Name	Label	Survey period	Survey frequency
3.49)	vg_j1	Japan crisis q1	East and West 05/2011	once

Wording of question

Wording of question		Further information
<p>05/2011</p> <p>Are you currently directly or indirectly affected via other presuppliers by supply shortage resulting from the Japan crisis and/or will you be affected during the next 3 months?</p> <p>currently:</p> <p><input type="checkbox"/> yes [1]</p> <p><input type="checkbox"/> no [2]</p>		Japan crisis question 1

Time span of variable

1980	1981	1982	1983	1984	1985	1986	1987	1988	1989
1990	1991	1992	1993	1994	1995	1996	1997	1998	1999
2000	2001	2002	2003	2004	2005	2006	2007	2008	2009
2010	2011	2012	2013	2014	2015	2016	2017	2018	2019
2020	2021	2022	2023	2024	2025	2026	2027	2028	2029

No.	Name	Label	Survey period	Survey frequency
3.50)	vg_j2	Japan crisis q2	East and West 05/2011	once

Wording of question

Wording of question		Further information
<p>05/2011</p> <p>Are you currently directly or indirectly affected via other presuppliers by supply shortage resulting from the Japan crisis and/or will you be affected during the next 3 months?</p> <p>currently:</p> <p>If yes: (reference to question J1) Our methods: Other suppliers</p> <p><input type="checkbox"/> yes [1]</p> <p><input type="checkbox"/> no [2]</p>		Japan crisis question 2

Time span of variable

1980	1981	1982	1983	1984	1985	1986	1987	1988	1989
1990	1991	1992	1993	1994	1995	1996	1997	1998	1999
2000	2001	2002	2003	2004	2005	2006	2007	2008	2009
2010	2011	2012	2013	2014	2015	2016	2017	2018	2019
2020	2021	2022	2023	2024	2025	2026	2027	2028	2029

Time span of variable									
1980	1981	1982	1983	1984	1985	1986	1987	1988	1989
1990	1991	1992	1993	1994	1995	1996	1997	1998	1999
2000	2001	2002	2003	2004	2005	2006	2007	2008	2009
2010	2011	2012	2013	2014	2015	2016	2017	2018	2019
	WEST								
	EAST								
2020	2021	2022	2023	2024	2025	2026	2027	2028	2029

No.	Name	Label	Survey period	Survey frequency
3.54)	vg_j6	Japan crisis q6	East and West 05/2011	once

Wording of question

05/2011		Further information
<p>Are you currently directly or indirectly affected via other presuppliers by supply shortage resulting from the Japan crisis and/or will you be affected during the next 3 months?</p> <p>During the next 3 months: If yes: (reference to question J1) Our methods: reduction of production</p> <p><input type="checkbox"/> yes [1]</p> <p><input type="checkbox"/> no [2]</p>		Japan crisis question 6

Time span of variable

1980	1981	1982	1983	1984	1985	1986	1987	1988	1989
1990	1991	1992	1993	1994	1995	1996	1997	1998	1999
2000	2001	2002	2003	2004	2005	2006	2007	2008	2009
2010	2011	2012	2013	2014	2015	2016	2017	2018	2019
	WEST								
	EAST								
2020	2021	2022	2023	2024	2025	2026	2027	2028	2029

No.	Name	Label	Survey period	Survey frequency
3.55)	vg_fairxh	exhibitor at an international specialized fair	East and West since 06/2012	irregularly

Wording of question

06/2012		Further information
<p>Is your company represented as an exhibitor at an international specialized fair?</p> <p>yes [1] <input type="checkbox"/> no [2] <input type="checkbox"/></p>		<p>Exhibitor at an international specialized fair</p> <p>In June 2014 the question was posed online only and therefore does not appear in the print based questionnaires</p>

Time span of variable

1980	1981	1982	1983	1984	1985	1986	1987	1988	1989
1990	1991	1992	1993	1994	1995	1996	1997	1998	1999
2000	2001	2002	2003	2004	2005	2006	2007	2008	2009
2010	2011	2012	2013	2014	2015	2016	2017	2018	2019
		WEST							
		EAST							
2020	2021	2022	2023	2024	2025	2026	2027	2028	2029

No.	Name	Label	Survey period	Survey frequency					
3.56)	vg_fairxh_g	exhibitor at an international specialized fair in Germany	East and West since 06/2012	irregularly					
Wording of question									
<p>06/2012</p> <p>Is your company represented as an exhibitor at an international specialized fair?</p> <p>[...]</p> <p>If yes, international specialized fairs</p> <p>- in Germany [1] <input type="text"/></p>			<p>Further information</p> <p>Exhibitor at an international specialized fair in Germany</p> <p>In June 2014 the question was posed online only and therefore does not appear in the print based questionnaires</p>						
Time span of variable									
1980	1981	1982	1983	1984	1985	1986	1987	1988	1989
1990	1991	1992	1993	1994	1995	1996	1997	1998	1999
2000	2001	2002	2003	2004	2005	2006	2007	2008	2009
2010	2011	2012	2013	2014	2015	2016	2017	2018	2019
2020	2021	2022	2023	2024	2025	2026	2027	2028	2029

No.	Name	Label	Survey period	Survey frequency					
3.57)	vg_fairxh_e	exhibitor at an international specialized fair in a foreign European country	East and West since 06/2012	irregularly					
Wording of question									
<p>06/2012</p> <p>Is your company represented as an exhibitor at an international specialized fair?</p> <p>[...]</p> <p>If yes, international specialized fairs</p> <p>- in a foreign European country [1] <input type="text"/></p>			<p>Further information</p> <p>Exhibitor at an international specialized fair in a foreign European country</p> <p>In June 2014 the question was posed online only and therefore does not appear in the print based questionnaires</p>						
Time span of variable									
1980	1981	1982	1983	1984	1985	1986	1987	1988	1989
1990	1991	1992	1993	1994	1995	1996	1997	1998	1999
2000	2001	2002	2003	2004	2005	2006	2007	2008	2009
2010	2011	2012	2013	2014	2015	2016	2017	2018	2019
2020	2021	2022	2023	2024	2025	2026	2027	2028	2029

No.	Name	Label	Survey period	Survey frequency					
3.58)	vg_fairxh_ne	exhibitor at an international specialized fair in a country outside Europe	East and West since 06/2012	irregularly					
Wording of question									
<p>06/2012</p> <p>Is your company represented as an exhibitor at an international specialized fair?</p> <p>[...]</p> <p>If yes, international specialized fairs</p> <p>- in a country outside of Europe [1] <input type="text"/></p>			<p>Further information</p> <p>Exhibitor at an international specialized fair in a country outside of Europe</p> <p>In June 2014 the question was posed online only and therefore does not appear in the print based questionnaires</p>						
Time span of variable									
1980	1981	1982	1983	1984	1985	1986	1987	1988	1989

1990	1991	1992	1993	1994	1995	1996	1997	1998	1999
2000	2001	2002	2003	2004	2005	2006	2007	2008	2009
2010	2011	2012	2013	2014	2015	2016	2017	2018	2019
		WEST							
		EAST							
2020	2021	2022	2023	2024	2025	2026	2027	2028	2029

No.	Name	Label	Survey period	Survey frequency
-----	------	-------	---------------	------------------

3.59) vg_fairhexp exhibitor at an international specialized fair during next 2-3 years East and West 06/2012 once

Wording of question

06/2012	Further information
Will your company be represented as an exhibitor at an international specialized fair during the next 2-3 years?	Exhibitor at an international specialized fair during the next 2-3 years
yes [1] <input type="text"/>	
no [2] <input type="text"/>	

Time span of variable

1980	1981	1982	1983	1984	1985	1986	1987	1988	1989
1990	1991	1992	1993	1994	1995	1996	1997	1998	1999
2000	2001	2002	2003	2004	2005	2006	2007	2008	2009
2010	2011	2012	2013	2014	2015	2016	2017	2018	2019
		WEST							
		EAST							
2020	2021	2022	2023	2024	2025	2026	2027	2028	2029

No.	Name	Label	Survey period	Survey frequency
-----	------	-------	---------------	------------------

3.60) vg_fairhexp_g exhibitor at an international specialized fair in Germany during next 2-3 years East and West 06/2012 once

Wording of question

06/2012	Further information
Will your company be represented as an exhibitor at an international specialized fair during the next 2-3 years?	Exhibitor at an international specialized fair in Germany during the next 2-3 years
[...]	
If yes, international specialized fairs	
- in Germany [1] <input type="text"/>	

Time span of variable

1980	1981	1982	1983	1984	1985	1986	1987	1988	1989
1990	1991	1992	1993	1994	1995	1996	1997	1998	1999
2000	2001	2002	2003	2004	2005	2006	2007	2008	2009
2010	2011	2012	2013	2014	2015	2016	2017	2018	2019
		WEST							
		EAST							
2020	2021	2022	2023	2024	2025	2026	2027	2028	2029

No.	Name	Label	Survey period	Survey frequency
-----	------	-------	---------------	------------------

3.61) **vg_fairhexp_e** exhibitor at an international specialized fair in a foreign European country during next 2-3 years **East and West 06/2012** **once**

Wording of question

<p>06/2012</p> <p>Will your company be represented as an exhibitor at an international specialized fair during the next 2-3 years?</p> <p>[...]</p> <p>If yes, international specialized fairs</p> <p style="padding-left: 40px;">- in a foreign European country [1] <input type="text"/></p>	<p>Further information</p> <p>Exhibitor at an international specialized fair in a foreign European country during the next 2-3 years</p>																																																		
<p>Time span of variable</p> <table border="1"> <tr><td>1980</td><td>1981</td><td>1982</td><td>1983</td><td>1984</td><td>1985</td><td>1986</td><td>1987</td><td>1988</td><td>1989</td></tr> <tr><td>1990</td><td>1991</td><td>1992</td><td>1993</td><td>1994</td><td>1995</td><td>1996</td><td>1997</td><td>1998</td><td>1999</td></tr> <tr><td>2000</td><td>2001</td><td>2002</td><td>2003</td><td>2004</td><td>2005</td><td>2006</td><td>2007</td><td>2008</td><td>2009</td></tr> <tr><td>2010</td><td>2011</td><td>2012</td><td>2013</td><td>2014</td><td>2015</td><td>2016</td><td>2017</td><td>2018</td><td>2019</td></tr> <tr><td>2020</td><td>2021</td><td>2022</td><td>2023</td><td>2024</td><td>2025</td><td>2026</td><td>2027</td><td>2028</td><td>2029</td></tr> </table>		1980	1981	1982	1983	1984	1985	1986	1987	1988	1989	1990	1991	1992	1993	1994	1995	1996	1997	1998	1999	2000	2001	2002	2003	2004	2005	2006	2007	2008	2009	2010	2011	2012	2013	2014	2015	2016	2017	2018	2019	2020	2021	2022	2023	2024	2025	2026	2027	2028	2029
1980	1981	1982	1983	1984	1985	1986	1987	1988	1989																																										
1990	1991	1992	1993	1994	1995	1996	1997	1998	1999																																										
2000	2001	2002	2003	2004	2005	2006	2007	2008	2009																																										
2010	2011	2012	2013	2014	2015	2016	2017	2018	2019																																										
2020	2021	2022	2023	2024	2025	2026	2027	2028	2029																																										

No.	Name	Label	Survey period	Survey frequency
-----	------	-------	---------------	------------------

3.62) **vg_fairhexp_ne** exhibitor at an international specialized fair in a country outside Europe during next 2-3 years **East and West 06/2012** **once**

Wording of question

<p>06/2012</p> <p>Will your company be represented as an exhibitor at an international specialized fair during the next 2-3 years?</p> <p>[...]</p> <p>If yes, international specialized fairs</p> <p style="padding-left: 40px;">- in a country outside of Europe [1] <input type="text"/></p>	<p>Further information</p> <p>Exhibitor at an international specialized fair in a country outside of Europe during the next 2-3 years</p>																																																		
<p>Time span of variable</p> <table border="1"> <tr><td>1980</td><td>1981</td><td>1982</td><td>1983</td><td>1984</td><td>1985</td><td>1986</td><td>1987</td><td>1988</td><td>1989</td></tr> <tr><td>1990</td><td>1991</td><td>1992</td><td>1993</td><td>1994</td><td>1995</td><td>1996</td><td>1997</td><td>1998</td><td>1999</td></tr> <tr><td>2000</td><td>2001</td><td>2002</td><td>2003</td><td>2004</td><td>2005</td><td>2006</td><td>2007</td><td>2008</td><td>2009</td></tr> <tr><td>2010</td><td>2011</td><td>2012</td><td>2013</td><td>2014</td><td>2015</td><td>2016</td><td>2017</td><td>2018</td><td>2019</td></tr> <tr><td>2020</td><td>2021</td><td>2022</td><td>2023</td><td>2024</td><td>2025</td><td>2026</td><td>2027</td><td>2028</td><td>2029</td></tr> </table>		1980	1981	1982	1983	1984	1985	1986	1987	1988	1989	1990	1991	1992	1993	1994	1995	1996	1997	1998	1999	2000	2001	2002	2003	2004	2005	2006	2007	2008	2009	2010	2011	2012	2013	2014	2015	2016	2017	2018	2019	2020	2021	2022	2023	2024	2025	2026	2027	2028	2029
1980	1981	1982	1983	1984	1985	1986	1987	1988	1989																																										
1990	1991	1992	1993	1994	1995	1996	1997	1998	1999																																										
2000	2001	2002	2003	2004	2005	2006	2007	2008	2009																																										
2010	2011	2012	2013	2014	2015	2016	2017	2018	2019																																										
2020	2021	2022	2023	2024	2025	2026	2027	2028	2029																																										

No.	Name	Label	Survey period	Survey frequency
-----	------	-------	---------------	------------------

3.63) **vg_csai_lq** percentage change of sales in field xy - last quarter **East and West since 12/2012** **quarterly survey**

Wording of question

<p>since 12/2012</p> <p>By what percentage did your sales change in quartal "t"?</p> <p>change by: <input type="text"/>% (please insert positive or negative integral numbers) [1]</p> <p>I don't know [3] <input type="text"/></p>	<p>Further information</p> <p>Percentage change of sales in field XY - last quarter</p> <p>**t** either denotes the previous quarter or the current quarter Example:</p> <p>If the question was posed at the beginning of the fourth quarter the the question refers to the previous third quarter. If it is posed at the end of the second quarter, it refers to the second quarter</p> <p>Further notes:</p> <p>[1] = A value was stated [3] = "I don't know" was stated</p>										
<p>Time span of variable</p> <table border="1"> <tr><td>1980</td><td>1981</td><td>1982</td><td>1983</td><td>1984</td><td>1985</td><td>1986</td><td>1987</td><td>1988</td><td>1989</td></tr> </table>		1980	1981	1982	1983	1984	1985	1986	1987	1988	1989
1980	1981	1982	1983	1984	1985	1986	1987	1988	1989		

1990	1991	1992	1993	1994	1995	1996	1997	1998	1999
2000	2001	2002	2003	2004	2005	2006	2007	2008	2009
2010	2011	2012	2013	2014	2015	2016	2017	2018	2019
		WEST							
		EAST							
2020	2021	2022	2023	2024	2025	2026	2027	2028	2029

No.	Name	Label	Survey period	Survey frequency
3.64)	vg_csal_lq_v	values: percentage change of sales in field xy - last quarter	East and West since 12/2012	quarterly survey

Wording of question

<p>since 12/2012</p> <p>By what percentage did your sales change in quartal "t"*</p> <p>change by: <input type="text"/> % (please insert positive or negative integral numbers)</p>	<p>Further information</p> <p>Values: percentage change of sales in field XY - last quarter</p> <p>**"t" either denotes the previous quarter or the current quarter</p> <p>Example:</p> <p>If the question was posed at the beginning of the fourth quarter the the question refers to the previous third quarter. If it is posed at the end of the second quarter, it refers to the second quarter</p>
---	--

Time span of variable

1980	1981	1982	1983	1984	1985	1986	1987	1988	1989
1990	1991	1992	1993	1994	1995	1996	1997	1998	1999
2000	2001	2002	2003	2004	2005	2006	2007	2008	2009
2010	2011	2012	2013	2014	2015	2016	2017	2018	2019
		WEST							
		EAST							
2020	2021	2022	2023	2024	2025	2026	2027	2028	2029

No.	Name	Label	Survey period	Survey frequency
3.65)	vg_csal_nqbc	best case//percentage change of sales in field xy - next quarter	East and West since 12/2012	quarterly survey

Wording of question

<p>since 12/2012</p> <p>By what percentage are your sales going to change in quarter "k"**?</p> <p>best case: <input type="text"/> % (please insert positive or negative integral numbers) [1]</p> <p>I don't know [3] <input type="text"/></p>	<p>Further information</p> <p>Change of sales in field XY next quarter (best case)</p> <p>**"k" either denotes the following quarter or the current quarter</p> <p>Example:</p> <p>If the question was posed at the end of the fourth quarter, the the question refers to the following first quarter. If it is posed at the beginning of the second quarter it refers to the second quarter</p>
---	---

Time span of variable

1980	1981	1982	1983	1984	1985	1986	1987	1988	1989
1990	1991	1992	1993	1994	1995	1996	1997	1998	1999
2000	2001	2002	2003	2004	2005	2006	2007	2008	2009
2010	2011	2012	2013	2014	2015	2016	2017	2018	2019

Further notes:
 [1] = A value was stated
 [3] = "I don't know" was stated

		WEST							
		EAST							
2020	2021	2022	2023	2024	2025	2026	2027	2028	2029

No.	Name	Label	Survey period	Survey frequency
3.66)	vg_csal_nqbc_v	values: best case//percentage change of sales in field xy - next quarter	East and West since 12/2012	quarterly survey

Wording of question

<p>since 12/2012</p> <p>By what percentage are your sales going to change in quarter "k"??</p> <p>best case: <input type="text"/> % (please insert positive or negative integral numbers)</p>	<p>Further information</p> <p>Denotion of values: Change of sales in field XY next quarter (best case)</p> <p>**"k" either denotes the following quarter or the current quarter</p> <p>Example:</p> <p>If the question was posed at the end of the fourth quarter, the the question refers to the following first quarter. If it is posed at the beginning of the second quarter it refers to the second quarter</p>
---	--

Time span of variable

1980	1981	1982	1983	1984	1985	1986	1987	1988	1989
1990	1991	1992	1993	1994	1995	1996	1997	1998	1999
2000	2001	2002	2003	2004	2005	2006	2007	2008	2009
2010	2011	2012	2013	2014	2015	2016	2017	2018	2019
		WEST							
		EAST							
2020	2021	2022	2023	2024	2025	2026	2027	2028	2029

No.	Name	Label	Survey period	Survey frequency
3.67)	vg_csal_nqac	average case//percentage change of sales in field xy - next quarter	East and West since 12/2012	quarterly survey

Wording of question

<p>since 12/2012</p> <p>By what percentage are your sales going to change in quarter "k"??</p> <p>average case: <input type="text"/> % (please insert positive or negative integral numbers) [1]</p> <p>I don't know [3] <input type="text"/></p>	<p>Further information</p> <p>Change of sales in field XY next quarter (average case)</p> <p>**"k" either denotes the following quarter or the current quarter</p> <p>Example:</p> <p>If the question was posed at the end of the fourth quarter, the the question refers to the following first quarter. If it is posed at the beginning of the second quarter it refers to the second quarter</p> <p>Further notes:</p> <p>[1] = A value was stated</p> <p>[3] = "I don't know" was stated</p>
---	--

Time span of variable

1980	1981	1982	1983	1984	1985	1986	1987	1988	1989
1990	1991	1992	1993	1994	1995	1996	1997	1998	1999
2000	2001	2002	2003	2004	2005	2006	2007	2008	2009
2010	2011	2012	2013	2014	2015	2016	2017	2018	2019
		WEST							
		EAST							
2020	2021	2022	2023	2024	2025	2026	2027	2028	2029

No.	Name	Label	Survey period	Survey frequency
3.68)	vg_csal_nqac_v	values: average case//percentage change of sales in field xy - next quarter	East and West since 12/2012	quarterly survey

Wording of question

<p>since 12/2012</p> <p>By what percentage are your sales going to change in quarter "k"??</p> <p>average case: <input type="text"/> % (please insert positive or negative integral numbers)</p>	<p>Further information</p> <p>Denotion of values: Change of sales in field XY next quarter (average case)</p> <p>**k" either denotes the following quarter or the current quarter</p> <p>Example:</p> <p>If the question was posed at the end of the fourth quarter, the the question refers to the following first quarter. If it is posed at the beginning of the second quarter it refers to the second quarter</p>																																																																						
<p>Time span of variable</p> <table border="1"> <tr><td>1980</td><td>1981</td><td>1982</td><td>1983</td><td>1984</td><td>1985</td><td>1986</td><td>1987</td><td>1988</td><td>1989</td></tr> <tr><td>1990</td><td>1991</td><td>1992</td><td>1993</td><td>1994</td><td>1995</td><td>1996</td><td>1997</td><td>1998</td><td>1999</td></tr> <tr><td>2000</td><td>2001</td><td>2002</td><td>2003</td><td>2004</td><td>2005</td><td>2006</td><td>2007</td><td>2008</td><td>2009</td></tr> <tr><td>2010</td><td>2011</td><td>2012</td><td>2013</td><td>2014</td><td>2015</td><td>2016</td><td>2017</td><td>2018</td><td>2019</td></tr> <tr><td></td><td></td><td>WEST</td><td></td><td></td><td></td><td></td><td></td><td></td><td></td></tr> <tr><td></td><td></td><td>EAST</td><td></td><td></td><td></td><td></td><td></td><td></td><td></td></tr> <tr><td>2020</td><td>2021</td><td>2022</td><td>2023</td><td>2024</td><td>2025</td><td>2026</td><td>2027</td><td>2028</td><td>2029</td></tr> </table>	1980	1981	1982	1983	1984	1985	1986	1987	1988	1989	1990	1991	1992	1993	1994	1995	1996	1997	1998	1999	2000	2001	2002	2003	2004	2005	2006	2007	2008	2009	2010	2011	2012	2013	2014	2015	2016	2017	2018	2019			WEST										EAST								2020	2021	2022	2023	2024	2025	2026	2027	2028	2029	
1980	1981	1982	1983	1984	1985	1986	1987	1988	1989																																																														
1990	1991	1992	1993	1994	1995	1996	1997	1998	1999																																																														
2000	2001	2002	2003	2004	2005	2006	2007	2008	2009																																																														
2010	2011	2012	2013	2014	2015	2016	2017	2018	2019																																																														
		WEST																																																																					
		EAST																																																																					
2020	2021	2022	2023	2024	2025	2026	2027	2028	2029																																																														

No.	Name	Label	Survey period	Survey frequency
3.69)	vg_csal_nqwc	worst case//percentage change of sales in field xy - next quarter	East and West since 12/2012	quarterly survey

Wording of question

<p>since 12/2012</p> <p>By what percentage are your sales going to change in quarter "k"??</p> <p>worst case: <input type="text"/> % (please insert positive or negative integral numbers) [1]</p> <p>I don't know [3] <input type="text"/></p>	<p>Further information</p> <p>Change of sales in field XY next quarter (worst case)</p> <p>**k" either denotes the following quarter or the current quarter</p> <p>Example:</p> <p>If the question was posed at the end of the fourth quarter, the the question refers to the following first quarter. If it is posed at the beginning of the second quarter it refers to the second quarter</p> <p>Further notes:</p> <p>[1] = A value was stated</p> <p>[3] = "I don't know" was stated</p>																																																																						
<p>Time span of variable</p> <table border="1"> <tr><td>1980</td><td>1981</td><td>1982</td><td>1983</td><td>1984</td><td>1985</td><td>1986</td><td>1987</td><td>1988</td><td>1989</td></tr> <tr><td>1990</td><td>1991</td><td>1992</td><td>1993</td><td>1994</td><td>1995</td><td>1996</td><td>1997</td><td>1998</td><td>1999</td></tr> <tr><td>2000</td><td>2001</td><td>2002</td><td>2003</td><td>2004</td><td>2005</td><td>2006</td><td>2007</td><td>2008</td><td>2009</td></tr> <tr><td>2010</td><td>2011</td><td>2012</td><td>2013</td><td>2014</td><td>2015</td><td>2016</td><td>2017</td><td>2018</td><td>2019</td></tr> <tr><td></td><td></td><td>WEST</td><td></td><td></td><td></td><td></td><td></td><td></td><td></td></tr> <tr><td></td><td></td><td>EAST</td><td></td><td></td><td></td><td></td><td></td><td></td><td></td></tr> <tr><td>2020</td><td>2021</td><td>2022</td><td>2023</td><td>2024</td><td>2025</td><td>2026</td><td>2027</td><td>2028</td><td>2029</td></tr> </table>	1980	1981	1982	1983	1984	1985	1986	1987	1988	1989	1990	1991	1992	1993	1994	1995	1996	1997	1998	1999	2000	2001	2002	2003	2004	2005	2006	2007	2008	2009	2010	2011	2012	2013	2014	2015	2016	2017	2018	2019			WEST										EAST								2020	2021	2022	2023	2024	2025	2026	2027	2028	2029	
1980	1981	1982	1983	1984	1985	1986	1987	1988	1989																																																														
1990	1991	1992	1993	1994	1995	1996	1997	1998	1999																																																														
2000	2001	2002	2003	2004	2005	2006	2007	2008	2009																																																														
2010	2011	2012	2013	2014	2015	2016	2017	2018	2019																																																														
		WEST																																																																					
		EAST																																																																					
2020	2021	2022	2023	2024	2025	2026	2027	2028	2029																																																														

No.	Name	Label	Survey period	Survey frequency
3.70)	vg_csal_nqwc_v	values: worst case//percentage change of sales in field xy - next quarter	East and West since 12/2012	quarterly survey

Wording of question

<p>since 12/2012</p> <p>By what percentage are your sales going to change in quarter "k"??</p> <p>worst case: <input type="text"/> % (please insert positive or negative integral numbers)</p>	<p>Further information</p> <p>Denotion of values: Change of sales in field XY next quarter (worst case)</p> <p>**k" either denotes the following quarter or the current quarter</p> <p>Example:</p> <p>If the question was posed at the end of the fourth quarter, the the question refers to the following first quarter. If it is posed at the beginning of the second quarter it refers to the second quarter</p>										
<p>Time span of variable</p> <table border="1"> <tr><td>1980</td><td>1981</td><td>1982</td><td>1983</td><td>1984</td><td>1985</td><td>1986</td><td>1987</td><td>1988</td><td>1989</td></tr> </table>	1980	1981	1982	1983	1984	1985	1986	1987	1988	1989	
1980	1981	1982	1983	1984	1985	1986	1987	1988	1989		

1990	1991	1992	1993	1994	1995	1996	1997	1998	1999
2000	2001	2002	2003	2004	2005	2006	2007	2008	2009
2010	2011	2012	2013	2014	2015	2016	2017	2018	2019
		WEST							
		EAST							
2020	2021	2022	2023	2024	2025	2026	2027	2028	2029

No.	Name	Label	Survey period	Survey frequency
3.71)	vg_psalinc	probability of sales increase - next quarter	East and West since 12/2012	quarterly survey

Wording of question

<p>since 12/2012</p> <p>How do you evaluate the probability that the sales in your field increase in quarter "k"</p> <p>probability is <input type="text"/> % (please enter integral numbers) [1]</p> <p>probability is between <input type="text"/> % and <input type="text"/> % (please enter integral numbers) [2]</p> <p>I don't know [3] <input type="text"/></p>	<p>Further information</p> <p>Probability of sales increase next quarter</p> <p>**"k" either denotes the following quarter or the current quarter</p> <p>Example:</p> <p>If the question was posed at the end of the fourth quarter, the the question refers to the following first quarter. If it is posed at the beginning of the second quarter it refers to the second quarter</p>
---	---

Time span of variable

1980	1981	1982	1983	1984	1985	1986	1987	1988	1989
1990	1991	1992	1993	1994	1995	1996	1997	1998	1999
2000	2001	2002	2003	2004	2005	2006	2007	2008	2009
2010	2011	2012	2013	2014	2015	2016	2017	2018	2019
		WEST							
		EAST							
2020	2021	2022	2023	2024	2025	2026	2027	2028	2029

Further notes:
 [1] = A single value was stated
 [2] = range of values was stated
 [3] = "I don't know" was stated

No.	Name	Label	Survey period	Survey frequency
3.72)	vg_psalinc_min	lower bound: probability of sales increase - next quarter	East and West since 12/2012	quarterly survey

Wording of question

<p>since 12/2012</p> <p>How do you evaluate the probability that the sales in your field increase in quarter "k"</p> <p>probability is between <input type="text"/> % and <input type="text"/> % (please enter integral numbers)</p>	<p>Further information</p> <p>Denoted lower bound: probability of sales increase next quarter</p> <p>**"k" either denotes the following quarter or the current quarter</p> <p>Example:</p> <p>If the question was posed at the end of the fourth quarter, the the question refers to the following first quarter. If it is posed at the beginning of the second quarter it refers to the second quarter</p>
---	--

Time span of variable

1980	1981	1982	1983	1984	1985	1986	1987	1988	1989
1990	1991	1992	1993	1994	1995	1996	1997	1998	1999
2000	2001	2002	2003	2004	2005	2006	2007	2008	2009

Further notes:
 The variable indicates the lower one of the two denoted values

2010	2011	2012	2013	2014	2015	2016	2017	2018	2019
		WEST							
		EAST							
2020	2021	2022	2023	2024	2025	2026	2027	2028	2029

No.	Name	Label	Survey period	Survey frequency
3.73)	vg_psalinc_max	upper bound: probability of sales increase - next quarter	East and West since 12/2012	quarterly survey

Wording of question

<p>since 12/2012</p> <p>How do you evaluate the probability that the sales in your field increase in quarter "k"</p> <p>probability is between <input type="text"/>% and <input type="text"/>% (please enter integral numbers)</p>	<p>Further information</p> <p>Denoted upper bound: probability of sales increase next quarter</p> <p>**"k" either denotes the following quarter or the current quarter</p> <p>Example:</p>
--	---

Time span of variable

1980	1981	1982	1983	1984	1985	1986	1987	1988	1989
1990	1991	1992	1993	1994	1995	1996	1997	1998	1999
2000	2001	2002	2003	2004	2005	2006	2007	2008	2009
2010	2011	2012	2013	2014	2015	2016	2017	2018	2019
		WEST							
		EAST							
2020	2021	2022	2023	2024	2025	2026	2027	2028	2029

Further notes:
The variable indicates the higher one of the two denoted values

If the question was posed at the end of the fourth quarter, the question refers to the following first quarter. If it is posed at the beginning of the second quarter it refers to the second quarter

No.	Name	Label	Survey period	Survey frequency
3.74)	vg_psalinc_sv	single value: probability of sales increase - next quarter	East and West since 12/2012	quarterly survey

Wording of question

<p>since 12/2012</p> <p>How do you evaluate the probability that the sales in your field increase in quarter "k"</p> <p>probability is <input type="text"/>% (please enter integral numbers)</p>	<p>Further information</p> <p>Single value: probability of sales increase next quarter</p> <p>**"k" either denotes the following quarter or the current quarter</p> <p>Example:</p>
--	--

Time span of variable

1980	1981	1982	1983	1984	1985	1986	1987	1988	1989
1990	1991	1992	1993	1994	1995	1996	1997	1998	1999
2000	2001	2002	2003	2004	2005	2006	2007	2008	2009
2010	2011	2012	2013	2014	2015	2016	2017	2018	2019
		WEST							
		EAST							
2020	2021	2022	2023	2024	2025	2026	2027	2028	2029

Further notes:
If only one value is inserted it is contained within this variable

If the question was posed at the end of the fourth quarter, the question refers to the following first quarter. If it is posed at the beginning of the second quarter it refers to the second quarter

No.	Name	Label	Survey period	Survey frequency
-----	------	-------	---------------	------------------

Wording of question

<p>since 12/2012</p> <p>How do you evaluate the probability of steady sales in your field in quarter "k"??</p> <p>probability is <input type="text"/> % (please enter integral numbers) [1]</p> <p>probability is between <input type="text"/> % and <input type="text"/> % (please enter integral numbers) [2]</p> <p>I don't know [3] <input type="text"/></p>	<p>Further information</p> <p>Probability of steady sales next quarter</p> <p>**k" either denotes the following quarter or the current quarter</p> <p>Example:</p> <p>If the question was posed at the end of the fourth quarter, the the question refers to the following first quarter. If it is posed at the beginning of the second quarter it refers to the second quarter</p> <p>Further notes:</p> <p>[1] = A value was stated</p> <p>[2] = range of values was stated</p> <p>[3] = "I don't know"was stated</p>																																																																						
<p>Time span of variable</p> <table border="1"> <tr><td>1980</td><td>1981</td><td>1982</td><td>1983</td><td>1984</td><td>1985</td><td>1986</td><td>1987</td><td>1988</td><td>1989</td></tr> <tr><td>1990</td><td>1991</td><td>1992</td><td>1993</td><td>1994</td><td>1995</td><td>1996</td><td>1997</td><td>1998</td><td>1999</td></tr> <tr><td>2000</td><td>2001</td><td>2002</td><td>2003</td><td>2004</td><td>2005</td><td>2006</td><td>2007</td><td>2008</td><td>2009</td></tr> <tr><td>2010</td><td>2011</td><td>2012</td><td>2013</td><td>2014</td><td>2015</td><td>2016</td><td>2017</td><td>2018</td><td>2019</td></tr> <tr><td colspan="2"></td><td>WEST</td><td colspan="7"></td></tr> <tr><td colspan="2"></td><td>EAST</td><td colspan="7"></td></tr> <tr><td>2020</td><td>2021</td><td>2022</td><td>2023</td><td>2024</td><td>2025</td><td>2026</td><td>2027</td><td>2028</td><td>2029</td></tr> </table>	1980	1981	1982	1983	1984	1985	1986	1987	1988	1989	1990	1991	1992	1993	1994	1995	1996	1997	1998	1999	2000	2001	2002	2003	2004	2005	2006	2007	2008	2009	2010	2011	2012	2013	2014	2015	2016	2017	2018	2019			WEST										EAST								2020	2021	2022	2023	2024	2025	2026	2027	2028	2029	
1980	1981	1982	1983	1984	1985	1986	1987	1988	1989																																																														
1990	1991	1992	1993	1994	1995	1996	1997	1998	1999																																																														
2000	2001	2002	2003	2004	2005	2006	2007	2008	2009																																																														
2010	2011	2012	2013	2014	2015	2016	2017	2018	2019																																																														
		WEST																																																																					
		EAST																																																																					
2020	2021	2022	2023	2024	2025	2026	2027	2028	2029																																																														

No.	Name	Label	Survey period	Survey frequency
3.76)	vg_psalstead_min	lower bound: probability of steady sales - next quarter	East and West since 12/2012	quarterly survey

Wording of question

<p>since 12/2012</p> <p>How do you evaluate the probability of steady sales in your field in quarter "k"??</p> <p>probability is between <input type="text"/> % and <input type="text"/> % (please enter integral numbers)</p>	<p>Further information</p> <p>Denoted lower bound: Probability of steady sales next quarter</p> <p>**k" either denotes the following quarter or the current quarter</p> <p>Example:</p> <p>If the question was posed at the end of the fourth quarter, the the question refers to the following first quarter. If it is posed at the beginning of the second quarter it refers to the second quarter</p> <p>Further notes:</p> <p>The variable indicates the lower one of the two denoted values</p>																																																																						
<p>Time span of variable</p> <table border="1"> <tr><td>1980</td><td>1981</td><td>1982</td><td>1983</td><td>1984</td><td>1985</td><td>1986</td><td>1987</td><td>1988</td><td>1989</td></tr> <tr><td>1990</td><td>1991</td><td>1992</td><td>1993</td><td>1994</td><td>1995</td><td>1996</td><td>1997</td><td>1998</td><td>1999</td></tr> <tr><td>2000</td><td>2001</td><td>2002</td><td>2003</td><td>2004</td><td>2005</td><td>2006</td><td>2007</td><td>2008</td><td>2009</td></tr> <tr><td>2010</td><td>2011</td><td>2012</td><td>2013</td><td>2014</td><td>2015</td><td>2016</td><td>2017</td><td>2018</td><td>2019</td></tr> <tr><td colspan="2"></td><td>WEST</td><td colspan="7"></td></tr> <tr><td colspan="2"></td><td>EAST</td><td colspan="7"></td></tr> <tr><td>2020</td><td>2021</td><td>2022</td><td>2023</td><td>2024</td><td>2025</td><td>2026</td><td>2027</td><td>2028</td><td>2029</td></tr> </table>	1980	1981	1982	1983	1984	1985	1986	1987	1988	1989	1990	1991	1992	1993	1994	1995	1996	1997	1998	1999	2000	2001	2002	2003	2004	2005	2006	2007	2008	2009	2010	2011	2012	2013	2014	2015	2016	2017	2018	2019			WEST										EAST								2020	2021	2022	2023	2024	2025	2026	2027	2028	2029	
1980	1981	1982	1983	1984	1985	1986	1987	1988	1989																																																														
1990	1991	1992	1993	1994	1995	1996	1997	1998	1999																																																														
2000	2001	2002	2003	2004	2005	2006	2007	2008	2009																																																														
2010	2011	2012	2013	2014	2015	2016	2017	2018	2019																																																														
		WEST																																																																					
		EAST																																																																					
2020	2021	2022	2023	2024	2025	2026	2027	2028	2029																																																														

No.	Name	Label	Survey period	Survey frequency
3.77)	vg_psalstead_max	upper bound: probability of steady sales - next quarter	East and West since 12/2012	quarterly survey

Wording of question

<p>since 12/2012</p> <p>How do you evaluate the probability of steady sales in your field in quarter "k"??</p> <p>probability is between <input type="text"/> % and <input type="text"/> % (please enter integral numbers)</p>	<p>Further information</p> <p>Denoted upper bound: Probability of steady sales next quarter</p> <p>**k" either denotes the following quarter or the current quarter</p> <p>Example:</p>
---	--

Time span of variable									
1980	1981	1982	1983	1984	1985	1986	1987	1988	1989
1990	1991	1992	1993	1994	1995	1996	1997	1998	1999
2000	2001	2002	2003	2004	2005	2006	2007	2008	2009
2010	2011	2012	2013	2014	2015	2016	2017	2018	2019
		WEST							
		EAST							
2020	2021	2022	2023	2024	2025	2026	2027	2028	2029

If the question was posed at the end of the fourth quarter, the question refers to the following first quarter. If it is posed at the beginning of the second quarter it refers to the second quarter

Further notes:
The variable indicates the higher one of the two denoted values

No.	Name	Label	Survey period	Survey frequency
3.78)	vg_psalstead_sv	single value: probability of steady sales - next quarter	East and West since 12/2012	quarterly survey

Wording of question

since 12/2012	Further information
How do you evaluate the probability of steady sales in your field in quarter "k"?	Single value: Probability of steady sales next quarter
probability is <input type="text"/> % (please enter integral numbers)	**"k" either denotes the following quarter or the current quarter
	Example:

Time span of variable

1980	1981	1982	1983	1984	1985	1986	1987	1988	1989
1990	1991	1992	1993	1994	1995	1996	1997	1998	1999
2000	2001	2002	2003	2004	2005	2006	2007	2008	2009
2010	2011	2012	2013	2014	2015	2016	2017	2018	2019
		WEST							
		EAST							
2020	2021	2022	2023	2024	2025	2026	2027	2028	2029

If the question was posed at the end of the fourth quarter, the question refers to the following first quarter. If it is posed at the beginning of the second quarter it refers to the second quarter

Further notes:
If only one value is inserted it is contained within this variable

No.	Name	Label	Survey period	Survey frequency
3.79)	vg_psaldec	probability of sales decrease - next quarter	East and West since 12/2012	quarterly survey

Wording of question

since 12/2012	Further information
How do you evaluate the probability that your sales decrease in quarter "k"?	Probability of sales decrease next quarter
probability is <input type="text"/> % (please enter integral numbers) [1]	**"k" either denotes the following quarter or the current quarter
probability is between <input type="text"/> % and <input type="text"/> % (please enter integral numbers) [2]	Example:
I don't know [3] <input type="text"/>	If the question was posed at the end of the fourth quarter, the question refers to the following first quarter. If it is posed at the beginning of the second quarter it refers to the second quarter

Time span of variable

1980	1981	1982	1983	1984	1985	1986	1987	1988	1989
1990	1991	1992	1993	1994	1995	1996	1997	1998	1999

Further notes:
[1] = A value was stated
[2] = range of values was stated
[3] = "I don't know" was stated

2000	2001	2002	2003	2004	2005	2006	2007	2008	2009
2010	2011	2012	2013	2014	2015	2016	2017	2018	2019
		WEST							
		EAST							
2020	2021	2022	2023	2024	2025	2026	2027	2028	2029

No.	Name	Label	Survey period	Survey frequency
3.80)	vg_psaldec_min	lower bound: probability of sales decrease - next quarter	East and West since 12/2012	quarterly survey

Wording of question

<p>since 12/2012</p> <p>How do you evaluate the probability that your sales decrease in quarter "k"</p> <p>probability is between <input type="text"/> % and <input type="text"/> % (please enter integral numbers)</p>	<p>Further information</p> <p>Denoted lower bound: Probability of sales decrease next quarter</p> <p>**k" either denotes the following quarter or the current quarter</p> <p>Example:</p> <p>If the question was posed at the end of the fourth quarter, the the question refers to the following first quarter. If it is posed at the beginning of the second quarter it refers to the second quarter</p>																																																																						
<p>Time span of variable</p>	<p>Further notes:</p> <p>The variable indicates the lower one of the two denoted values</p>																																																																						
<table border="1"> <tr><td>1980</td><td>1981</td><td>1982</td><td>1983</td><td>1984</td><td>1985</td><td>1986</td><td>1987</td><td>1988</td><td>1989</td></tr> <tr><td>1990</td><td>1991</td><td>1992</td><td>1993</td><td>1994</td><td>1995</td><td>1996</td><td>1997</td><td>1998</td><td>1999</td></tr> <tr><td>2000</td><td>2001</td><td>2002</td><td>2003</td><td>2004</td><td>2005</td><td>2006</td><td>2007</td><td>2008</td><td>2009</td></tr> <tr><td>2010</td><td>2011</td><td>2012</td><td>2013</td><td>2014</td><td>2015</td><td>2016</td><td>2017</td><td>2018</td><td>2019</td></tr> <tr><td colspan="2"></td><td>WEST</td><td colspan="7"></td></tr> <tr><td colspan="2"></td><td>EAST</td><td colspan="7"></td></tr> <tr><td>2020</td><td>2021</td><td>2022</td><td>2023</td><td>2024</td><td>2025</td><td>2026</td><td>2027</td><td>2028</td><td>2029</td></tr> </table>	1980	1981	1982	1983	1984	1985	1986	1987	1988	1989	1990	1991	1992	1993	1994	1995	1996	1997	1998	1999	2000	2001	2002	2003	2004	2005	2006	2007	2008	2009	2010	2011	2012	2013	2014	2015	2016	2017	2018	2019			WEST										EAST								2020	2021	2022	2023	2024	2025	2026	2027	2028	2029	
1980	1981	1982	1983	1984	1985	1986	1987	1988	1989																																																														
1990	1991	1992	1993	1994	1995	1996	1997	1998	1999																																																														
2000	2001	2002	2003	2004	2005	2006	2007	2008	2009																																																														
2010	2011	2012	2013	2014	2015	2016	2017	2018	2019																																																														
		WEST																																																																					
		EAST																																																																					
2020	2021	2022	2023	2024	2025	2026	2027	2028	2029																																																														

No.	Name	Label	Survey period	Survey frequency
3.81)	vg_psaldec_max	upper bound: probability of sales decrease - next quarter	East and West since 12/2012	quarterly survey

Wording of question

<p>since 12/2012</p> <p>How do you evaluate the probability that your sales decrease in quarter "k"</p> <p>probability is between <input type="text"/> % and <input type="text"/> % (please enter integral numbers)</p>	<p>Further information</p> <p>Denoted upper bound: Probability of sales decrease next quarter</p> <p>**k" either denotes the following quarter or the current quarter</p> <p>Example:</p> <p>If the question was posed at the end of the fourth quarter, the the question refers to the following first quarter. If it is posed at the beginning of the second quarter it refers to the second quarter</p>																																																																						
<p>Time span of variable</p>	<p>Further notes:</p> <p>The variable indicates the higher one of the two denoted values</p>																																																																						
<table border="1"> <tr><td>1980</td><td>1981</td><td>1982</td><td>1983</td><td>1984</td><td>1985</td><td>1986</td><td>1987</td><td>1988</td><td>1989</td></tr> <tr><td>1990</td><td>1991</td><td>1992</td><td>1993</td><td>1994</td><td>1995</td><td>1996</td><td>1997</td><td>1998</td><td>1999</td></tr> <tr><td>2000</td><td>2001</td><td>2002</td><td>2003</td><td>2004</td><td>2005</td><td>2006</td><td>2007</td><td>2008</td><td>2009</td></tr> <tr><td>2010</td><td>2011</td><td>2012</td><td>2013</td><td>2014</td><td>2015</td><td>2016</td><td>2017</td><td>2018</td><td>2019</td></tr> <tr><td colspan="2"></td><td>WEST</td><td colspan="7"></td></tr> <tr><td colspan="2"></td><td>EAST</td><td colspan="7"></td></tr> <tr><td>2020</td><td>2021</td><td>2022</td><td>2023</td><td>2024</td><td>2025</td><td>2026</td><td>2027</td><td>2028</td><td>2029</td></tr> </table>	1980	1981	1982	1983	1984	1985	1986	1987	1988	1989	1990	1991	1992	1993	1994	1995	1996	1997	1998	1999	2000	2001	2002	2003	2004	2005	2006	2007	2008	2009	2010	2011	2012	2013	2014	2015	2016	2017	2018	2019			WEST										EAST								2020	2021	2022	2023	2024	2025	2026	2027	2028	2029	
1980	1981	1982	1983	1984	1985	1986	1987	1988	1989																																																														
1990	1991	1992	1993	1994	1995	1996	1997	1998	1999																																																														
2000	2001	2002	2003	2004	2005	2006	2007	2008	2009																																																														
2010	2011	2012	2013	2014	2015	2016	2017	2018	2019																																																														
		WEST																																																																					
		EAST																																																																					
2020	2021	2022	2023	2024	2025	2026	2027	2028	2029																																																														

No.	Name	Label	Survey period	Survey frequency
3.82)	vg_psaldec_sv	single value: probability of sales decrease - next quarter	East and West since 12/2012	quarterly survey

Wording of question

<p>since 12/2012</p> <p>How do you evaluate the probability that your sales decrease in quarter "k"*</p> <p>probability is <input type="text"/> % (please enter integral numbers)</p>	<p>Further information</p> <p>Single value: Probability of sales decrease next quarter</p> <p>**k* either denotes the following quarter or the current quarter Example:</p> <p>If the question was posed at the end of the fourth quarter, the question refers to the following first quarter. If it is posed at the beginning of the second quarter it refers to the second quarter</p> <p>Further notes: If only one value is inserted it is contained within this variable</p>																																																																						
<p>Time span of variable</p> <table border="1"> <tr><td>1980</td><td>1981</td><td>1982</td><td>1983</td><td>1984</td><td>1985</td><td>1986</td><td>1987</td><td>1988</td><td>1989</td></tr> <tr><td>1990</td><td>1991</td><td>1992</td><td>1993</td><td>1994</td><td>1995</td><td>1996</td><td>1997</td><td>1998</td><td>1999</td></tr> <tr><td>2000</td><td>2001</td><td>2002</td><td>2003</td><td>2004</td><td>2005</td><td>2006</td><td>2007</td><td>2008</td><td>2009</td></tr> <tr><td>2010</td><td>2011</td><td>2012</td><td>2013</td><td>2014</td><td>2015</td><td>2016</td><td>2017</td><td>2018</td><td>2019</td></tr> <tr><td></td><td></td><td>WEST</td><td></td><td></td><td></td><td></td><td></td><td></td><td></td></tr> <tr><td></td><td></td><td>EAST</td><td></td><td></td><td></td><td></td><td></td><td></td><td></td></tr> <tr><td>2020</td><td>2021</td><td>2022</td><td>2023</td><td>2024</td><td>2025</td><td>2026</td><td>2027</td><td>2028</td><td>2029</td></tr> </table>		1980	1981	1982	1983	1984	1985	1986	1987	1988	1989	1990	1991	1992	1993	1994	1995	1996	1997	1998	1999	2000	2001	2002	2003	2004	2005	2006	2007	2008	2009	2010	2011	2012	2013	2014	2015	2016	2017	2018	2019			WEST										EAST								2020	2021	2022	2023	2024	2025	2026	2027	2028	2029
1980	1981	1982	1983	1984	1985	1986	1987	1988	1989																																																														
1990	1991	1992	1993	1994	1995	1996	1997	1998	1999																																																														
2000	2001	2002	2003	2004	2005	2006	2007	2008	2009																																																														
2010	2011	2012	2013	2014	2015	2016	2017	2018	2019																																																														
		WEST																																																																					
		EAST																																																																					
2020	2021	2022	2023	2024	2025	2026	2027	2028	2029																																																														

No.	Name	Label	Survey period	Survey frequency
3.83)	vg_inf_heat	influence of heatwaves on value added	East and West 02/2013	once

Wording of question

<p>02/2013</p> <p>How did extreme weather conditions in the past influence the value added of your company?</p> <table border="1"> <tr> <td>positive influence</td> <td>no influence</td> <td>negative influence</td> <td>not specified</td> </tr> <tr> <td>[1]</td> <td>[2]</td> <td>[3]</td> <td>[4]</td> </tr> </table> <p>heatwaves</p>	positive influence	no influence	negative influence	not specified	[1]	[2]	[3]	[4]	<p>Further information</p> <p>Influence of heatwaves on the value added</p>																																																														
positive influence	no influence	negative influence	not specified																																																																				
[1]	[2]	[3]	[4]																																																																				
<p>Time span of variable</p> <table border="1"> <tr><td>1980</td><td>1981</td><td>1982</td><td>1983</td><td>1984</td><td>1985</td><td>1986</td><td>1987</td><td>1988</td><td>1989</td></tr> <tr><td>1990</td><td>1991</td><td>1992</td><td>1993</td><td>1994</td><td>1995</td><td>1996</td><td>1997</td><td>1998</td><td>1999</td></tr> <tr><td>2000</td><td>2001</td><td>2002</td><td>2003</td><td>2004</td><td>2005</td><td>2006</td><td>2007</td><td>2008</td><td>2009</td></tr> <tr><td>2010</td><td>2011</td><td>2012</td><td>2013</td><td>2014</td><td>2015</td><td>2016</td><td>2017</td><td>2018</td><td>2019</td></tr> <tr><td></td><td></td><td>WEST</td><td></td><td></td><td></td><td></td><td></td><td></td><td></td></tr> <tr><td></td><td></td><td>EAST</td><td></td><td></td><td></td><td></td><td></td><td></td><td></td></tr> <tr><td>2020</td><td>2021</td><td>2022</td><td>2023</td><td>2024</td><td>2025</td><td>2026</td><td>2027</td><td>2028</td><td>2029</td></tr> </table>		1980	1981	1982	1983	1984	1985	1986	1987	1988	1989	1990	1991	1992	1993	1994	1995	1996	1997	1998	1999	2000	2001	2002	2003	2004	2005	2006	2007	2008	2009	2010	2011	2012	2013	2014	2015	2016	2017	2018	2019			WEST										EAST								2020	2021	2022	2023	2024	2025	2026	2027	2028	2029
1980	1981	1982	1983	1984	1985	1986	1987	1988	1989																																																														
1990	1991	1992	1993	1994	1995	1996	1997	1998	1999																																																														
2000	2001	2002	2003	2004	2005	2006	2007	2008	2009																																																														
2010	2011	2012	2013	2014	2015	2016	2017	2018	2019																																																														
		WEST																																																																					
		EAST																																																																					
2020	2021	2022	2023	2024	2025	2026	2027	2028	2029																																																														

No.	Name	Label	Survey period	Survey frequency
3.84)	vg_inf_cold	influence of cold waves on value added	East and West 02/2013	once

Wording of question

<p>02/2013</p> <p>How did extreme weather conditions in the past influence the value added of your company?</p> <table border="1"> <tr> <td>positive influence</td> <td>no influence</td> <td>negative influence</td> <td>not specified</td> </tr> <tr> <td>[1]</td> <td>[2]</td> <td>[3]</td> <td>[4]</td> </tr> </table>	positive influence	no influence	negative influence	not specified	[1]	[2]	[3]	[4]	<p>Further information</p> <p>Influence of cold waves (incl. ice and snow) on the value added</p>
positive influence	no influence	negative influence	not specified						
[1]	[2]	[3]	[4]						

cold waves (incl. ice and snow)									
Time span of variable									
1980	1981	1982	1983	1984	1985	1986	1987	1988	1989
1990	1991	1992	1993	1994	1995	1996	1997	1998	1999
2000	2001	2002	2003	2004	2005	2006	2007	2008	2009
2010	2011	2012	2013	2014	2015	2016	2017	2018	2019
2020	2021	2022	2023	2024	2025	2026	2027	2028	2029

No.	Name	Label	Survey period	Survey frequency
3.85)	vg_inf_drou	influence of drought on value added	East and West 02/2013	once

Wording of question

02/2013		Further information								
How did extreme weather conditions in the past influence the value added of your company?		Influence of drought on the value added								
drought	<table border="1"> <thead> <tr> <th>positive influence [1]</th> <th>no influence [2]</th> <th>negative influence [3]</th> <th>not specified [4]</th> </tr> </thead> <tbody> <tr> <td></td> <td></td> <td></td> <td></td> </tr> </tbody> </table>	positive influence [1]	no influence [2]	negative influence [3]	not specified [4]					
positive influence [1]	no influence [2]	negative influence [3]	not specified [4]							

Time span of variable									
1980	1981	1982	1983	1984	1985	1986	1987	1988	1989
1990	1991	1992	1993	1994	1995	1996	1997	1998	1999
2000	2001	2002	2003	2004	2005	2006	2007	2008	2009
2010	2011	2012	2013	2014	2015	2016	2017	2018	2019
2020	2021	2022	2023	2024	2025	2026	2027	2028	2029

No.	Name	Label	Survey period	Survey frequency
3.86)	vg_inf_rain	influence of heavy rainfall on value added	East and West 02/2013	once

Wording of question

02/2013		Further information								
How did extreme weather conditions in the past influence the value added of your company?		Influence of heavy rainfall on the value added								
heavy rainfall	<table border="1"> <thead> <tr> <th>positive influence [1]</th> <th>no influence [2]</th> <th>negative influence [3]</th> <th>not specified [4]</th> </tr> </thead> <tbody> <tr> <td></td> <td></td> <td></td> <td></td> </tr> </tbody> </table>	positive influence [1]	no influence [2]	negative influence [3]	not specified [4]					
positive influence [1]	no influence [2]	negative influence [3]	not specified [4]							

Time span of variable									
1980	1981	1982	1983	1984	1985	1986	1987	1988	1989
1990	1991	1992	1993	1994	1995	1996	1997	1998	1999
2000	2001	2002	2003	2004	2005	2006	2007	2008	2009
2010	2011	2012	2013	2014	2015	2016	2017	2018	2019
2020	2021	2022	2023	2024	2025	2026	2027	2028	2029

2020	2021	2022	2023	2024	2025	2026	2027	2028	2029
------	------	------	------	------	------	------	------	------	------

No.	Name	Label	Survey period	Survey frequency
-----	------	-------	---------------	------------------

3.87)	vg_inf_storm	influence of storms on value added	East and West 02/2013	once
-------	--------------	------------------------------------	-----------------------	------

Wording of question

02/2013	Further information								
How did extreme weather conditions in the past influence the value added of your company?	Influence of storms on the value added								
<table border="1"> <tr> <td>positive influence [1]</td><td>no influence [2]</td><td>negative influence [3]</td><td>not specified [4]</td></tr> <tr> <td>storms</td><td></td><td></td><td></td></tr> </table>	positive influence [1]	no influence [2]	negative influence [3]	not specified [4]	storms				
positive influence [1]	no influence [2]	negative influence [3]	not specified [4]						
storms									

Time span of variable

1980	1981	1982	1983	1984	1985	1986	1987	1988	1989
1990	1991	1992	1993	1994	1995	1996	1997	1998	1999
2000	2001	2002	2003	2004	2005	2006	2007	2008	2009
2010	2011	2012	2013	2014	2015	2016	2017	2018	2019
2020	2021	2022	2023	2024	2025	2026	2027	2028	2029

No.	Name	Label	Survey period	Survey frequency
-----	------	-------	---------------	------------------

3.88)	vg_einf_pur	expected influence of climate change on purchases	East and West 02/2013	once
-------	-------------	---	-----------------------	------

Wording of question

02/2013	Further information								
How do you evaluate the influence of the forecasted climate change on following sectors of your company?	Expected influence of climate change on purchases								
<table border="1"> <tr> <td>positive influence [1]</td><td>no influence [2]</td><td>negative influence [3]</td><td>not specified [4]</td></tr> <tr> <td>purchases</td><td></td><td></td><td></td></tr> </table>	positive influence [1]	no influence [2]	negative influence [3]	not specified [4]	purchases				
positive influence [1]	no influence [2]	negative influence [3]	not specified [4]						
purchases									

Time span of variable

1980	1981	1982	1983	1984	1985	1986	1987	1988	1989
1990	1991	1992	1993	1994	1995	1996	1997	1998	1999
2000	2001	2002	2003	2004	2005	2006	2007	2008	2009
2010	2011	2012	2013	2014	2015	2016	2017	2018	2019
2020	2021	2022	2023	2024	2025	2026	2027	2028	2029

No.	Name	Label	Survey period	Survey frequency
-----	------	-------	---------------	------------------

3.89)	vg_einf_prod	expected influence of climate change on production	East and West 02/2013	once
-------	--------------	--	-----------------------	------

Wording of question

02/2013	Further information								
How do you evaluate the influence of the forecasted climate change on following sectors of your company?	Expected influence of climate change on production								
<table border="1"> <tr> <td>positive influence [1]</td><td>no influence [2]</td><td>negative influence [3]</td><td>not specified [4]</td></tr> <tr> <td>production</td><td></td><td></td><td></td></tr> </table>	positive influence [1]	no influence [2]	negative influence [3]	not specified [4]	production				
positive influence [1]	no influence [2]	negative influence [3]	not specified [4]						
production									

Time span of variable									
1980	1981	1982	1983	1984	1985	1986	1987	1988	1989
1990	1991	1992	1993	1994	1995	1996	1997	1998	1999
2000	2001	2002	2003	2004	2005	2006	2007	2008	2009
2010	2011	2012	2013	2014	2015	2016	2017	2018	2019
2020	2021	2022	WEST EAST	2024	2025	2026	2027	2028	2029

No.	Name	Label	Survey period	Survey frequency
3.90)	vg_einf_sal	expected influence of climate change on sales	East and West 02/2013	once

Wording of question

02/2013		Further information								
<p>How do you evaluate the influence of the forecasted climate change on following sectors of your company?</p> <p>sales</p> <table border="1"> <thead> <tr> <th>positive influence [1]</th> <th>no influence [2]</th> <th>negative influence [3]</th> <th>not specified [4]</th> </tr> </thead> <tbody> <tr> <td></td> <td></td> <td></td> <td></td> </tr> </tbody> </table>		positive influence [1]	no influence [2]	negative influence [3]	not specified [4]					Expected influence of climate change on sales
positive influence [1]	no influence [2]	negative influence [3]	not specified [4]							

Time span of variable									
1980	1981	1982	1983	1984	1985	1986	1987	1988	1989
1990	1991	1992	1993	1994	1995	1996	1997	1998	1999
2000	2001	2002	2003	2004	2005	2006	2007	2008	2009
2010	2011	2012	2013	2014	2015	2016	2017	2018	2019
2020	2021	2022	WEST EAST	2024	2025	2026	2027	2028	2029

No.	Name	Label	Survey period	Survey frequency
3.91)	vg_einf_wast	expected influence of climate change on waste management	East and West 02/2013	once

Wording of question

02/2013		Further information								
<p>How do you evaluate the influence of the forecasted climate change on following sectors of your company?</p> <p>waste management</p> <table border="1"> <thead> <tr> <th>positive influence [1]</th> <th>no influence [2]</th> <th>negative influence [3]</th> <th>not specified [4]</th> </tr> </thead> <tbody> <tr> <td></td> <td></td> <td></td> <td></td> </tr> </tbody> </table>		positive influence [1]	no influence [2]	negative influence [3]	not specified [4]					Expected influence of climate change on waste management
positive influence [1]	no influence [2]	negative influence [3]	not specified [4]							

Time span of variable									
1980	1981	1982	1983	1984	1985	1986	1987	1988	1989
1990	1991	1992	1993	1994	1995	1996	1997	1998	1999
2000	2001	2002	2003	2004	2005	2006	2007	2008	2009
2010	2011	2012	2013	2014	2015	2016	2017	2018	2019
2020	2021	2022	WEST EAST	2024	2025	2026	2027	2028	2029

No.	Name	Label	Survey period	Survey frequency
-----	------	-------	---------------	------------------

3.92) **vg_einf_log** expected influence of climate change on logistics East and West 02/2013 once

Wording of question

02/2013										Further information									
How do you evaluate the influence of the forecasted climate change on following sectors of your company?										Expected influence of climate change on logistics									
<table border="1"> <thead> <tr> <th></th> <th>positive influence [1]</th> <th>no influence [2]</th> <th>negative influence [3]</th> <th>not specified [4]</th> </tr> </thead> <tbody> <tr> <td>logistics</td> <td></td> <td></td> <td></td> <td></td> </tr> </tbody> </table>												positive influence [1]	no influence [2]	negative influence [3]	not specified [4]	logistics			
	positive influence [1]	no influence [2]	negative influence [3]	not specified [4]															
logistics																			
Time span of variable																			
1980	1981	1982	1983	1984	1985	1986	1987	1988	1989										
1990	1991	1992	1993	1994	1995	1996	1997	1998	1999										
2000	2001	2002	2003	2004	2005	2006	2007	2008	2009										
2010	2011	2012	2013	2014	2015	2016	2017	2018	2019										
			WEST	EAST															
2020	2021	2022	2023	2024	2025	2026	2027	2028	2029										

No.	Name	Label	Survey period	Survey frequency
-----	------	-------	---------------	------------------

3.93) **vg_einf_inno** expected influence of climate change on innovations East and West 02/2013 once

Wording of question

02/2013										Further information									
How do you evaluate the influence of the forecasted climate change on following sectors of your company?										Expected influence of climate change on innovations									
<table border="1"> <thead> <tr> <th></th> <th>positive influence [1]</th> <th>no influence [2]</th> <th>negative influence [3]</th> <th>not specified [4]</th> </tr> </thead> <tbody> <tr> <td>innovations</td> <td></td> <td></td> <td></td> <td></td> </tr> </tbody> </table>												positive influence [1]	no influence [2]	negative influence [3]	not specified [4]	innovations			
	positive influence [1]	no influence [2]	negative influence [3]	not specified [4]															
innovations																			
Time span of variable																			
1980	1981	1982	1983	1984	1985	1986	1987	1988	1989										
1990	1991	1992	1993	1994	1995	1996	1997	1998	1999										
2000	2001	2002	2003	2004	2005	2006	2007	2008	2009										
2010	2011	2012	2013	2014	2015	2016	2017	2018	2019										
			WEST	EAST															
2020	2021	2022	2023	2024	2025	2026	2027	2028	2029										

No.	Name	Label	Survey period	Survey frequency
-----	------	-------	---------------	------------------

3.94) **vg_einf_pers** expected influence of climate change on personnel East and West 02/2013 once

Wording of question

02/2013										Further information									
How do you evaluate the influence of the forecasted climate change on following sectors of your company?										Expected influence of climate change on personnel									
<table border="1"> <thead> <tr> <th></th> <th>positive influence [1]</th> <th>no influence [2]</th> <th>negative influence [3]</th> <th>not specified [4]</th> </tr> </thead> <tbody> <tr> <td>personnel</td> <td></td> <td></td> <td></td> <td></td> </tr> </tbody> </table>												positive influence [1]	no influence [2]	negative influence [3]	not specified [4]	personnel			
	positive influence [1]	no influence [2]	negative influence [3]	not specified [4]															
personnel																			
Time span of variable																			
1980	1981	1982	1983	1984	1985	1986	1987	1988	1989										
1990	1991	1992	1993	1994	1995	1996	1997	1998	1999										

2000	2001	2002	2003	2004	2005	2006	2007	2008	2009
2010	2011	2012	2013	2014	2015	2016	2017	2018	2019
2020	2021	2022	2023	2024	2025	2026	2027	2028	2029

No.	Name	Label	Survey period	Survey frequency
3.95)	vg_flight_ger	importance of flight connections in Germany	East and West 03/2013	once

Wording of question

03/2013	Further information								
How important is a flight connection to destinations in [...] for your company?	Importance of flight connections to destinations in Germany								
Germany									
<table border="1"> <tr> <td>very important</td> <td>important</td> <td>less</td> <td>unimportant</td> </tr> <tr> <td>[1]</td> <td>[2]</td> <td>[3]</td> <td>[4]</td> </tr> </table>	very important	important	less	unimportant	[1]	[2]	[3]	[4]	
very important	important	less	unimportant						
[1]	[2]	[3]	[4]						

Time span of variable

1980	1981	1982	1983	1984	1985	1986	1987	1988	1989
1990	1991	1992	1993	1994	1995	1996	1997	1998	1999
2000	2001	2002	2003	2004	2005	2006	2007	2008	2009
2010	2011	2012	2013	2014	2015	2016	2017	2018	2019
2020	2021	2022	2023	2024	2025	2026	2027	2028	2029

No.	Name	Label	Survey period	Survey frequency
3.96)	vg_flight_eur	importance of flight connections in Europe	East and West 03/2013	once

Wording of question

03/2013	Further information								
How important is a flight connection to destinations in [...] for your company?	Importance of flight connections to destinations in Europe								
Europe									
<table border="1"> <tr> <td>very important</td> <td>important</td> <td>less</td> <td>unimportant</td> </tr> <tr> <td>[1]</td> <td>[2]</td> <td>[3]</td> <td>[4]</td> </tr> </table>	very important	important	less	unimportant	[1]	[2]	[3]	[4]	
very important	important	less	unimportant						
[1]	[2]	[3]	[4]						

Time span of variable

1980	1981	1982	1983	1984	1985	1986	1987	1988	1989
1990	1991	1992	1993	1994	1995	1996	1997	1998	1999
2000	2001	2002	2003	2004	2005	2006	2007	2008	2009
2010	2011	2012	2013	2014	2015	2016	2017	2018	2019
2020	2021	2022	2023	2024	2025	2026	2027	2028	2029

No.	Name	Label	Survey period	Survey frequency
3.97)	vg_flight_world	importance of flight connections worldwide	East and West 03/2013	once

Wording of question

03/2013	Further information
	Importance of flight connections to destinations worldwide

How important is a flight connection to destinations [...] for your company?

very important [1]	important [2]	less [3]	unimportant [4]
-----------------------	------------------	-------------	--------------------

worldwide

Time span of variable

1980	1981	1982	1983	1984	1985	1986	1987	1988	1989
1990	1991	1992	1993	1994	1995	1996	1997	1998	1999
2000	2001	2002	2003	2004	2005	2006	2007	2008	2009
2010	2011	2012	2013	2014	2015	2016	2017	2018	2019
2020	2021	2022	2023	2024	2025	2026	2027	2028	2029

WEST
EAST






No.	Name	Label	Survey period	Survey frequency
-----	------	-------	---------------	------------------

3.98)	vg_surp_cat	return on sales: surplus (category)	East and West since 09/2008	May, Sep
-------	-------------	-------------------------------------	-----------------------------	----------

Wording of question

since 09/2008

Expected surplus less tax or loss of our company in % of the net returns on sales in 20XX*

if surplus:		if loss:	
up to 1%	<input type="text"/> [1]	0 to -1%	
> 1 to 2%	<input type="text"/> [2]	< -1 to -2%	
> 2 to 3%	<input type="text"/> [3]	< -2 to -3%	
> 3 to 4%	<input type="text"/> [4]	< -3 to -4%	
> 4%	<input type="text"/> [5]	< -4%	

Further information

*20XX denotes the year under report

Time span of variable

1980	1981	1982	1983	1984	1985	1986	1987	1988	1989
1990	1991	1992	1993	1994	1995	1996	1997	1998	1999
2000	2001	2002	2003	2004	2005	2006	2007	2008	2009
2010	2011	2012	2013	2014	2015	2016	2017	2018	2019
2020	2021	2022	2023	2024	2025	2026	2027	2028	2029

WEST
EAST











No.	Name	Label	Survey period	Survey frequency
-----	------	-------	---------------	------------------

3.99)	vg_ros_surp	return on sales: surplus	East and West since 09/2008	May, Sep
-------	-------------	--------------------------	-----------------------------	----------

Wording of question

since 09/2008

Expected surplus less tax or loss of our company in % of the net returns on sales in 20XX*

if surplus:		if loss:	
up to 1%		0 to -1%	
> 1 to 2%		< -1 to -2%	
> 2 to 3%		< -2 to -3%	
> 3 to 4%		< -3 to -4%	
> 4%		< -4%	

in fact about %

Further information






*20XX denotes the year under report

Time span of variable

1980	1981	1982	1983	1984	1985	1986	1987	1988	1989
1990	1991	1992	1993	1994	1995	1996	1997	1998	1999
2000	2001	2002	2003	2004	2005	2006	2007	2008	2009
								WEST	
								EAST	
2010	2011	2012	2013	2014	2015	2016	2017	2018	2019
WEST									
EAST									
2020	2021	2022	2023	2024	2025	2026	2027	2028	2029

No.	Name	Label	Survey period	Survey frequency
3.100	vg_loss_cat	return on sales:loss (category)	East and West since 09/2008	May,Sep

Wording of question











<p>since 09/2008</p> <p>Expected surplus less tax or loss of our company in % of the net returns on sales in 200X*</p> <p>if surplus:</p> <p>up to 1% </p> <p>> 1 to 2% </p> <p>> 2 to 3% </p> <p>> 3 to 4% </p> <p>> 4% </p> <p>if loss:</p> <p>0 to -1% <input type="text" value="[1]"/></p> <p>< -1 to -2% <input type="text" value="[2]"/></p> <p>< -2 to -3% <input type="text" value="[3]"/></p> <p>< -3 to -4% <input type="text" value="[4]"/></p> <p>< -4% <input type="text" value="[5]"/></p>	<p>Further information</p> <p>*200X denotes the year under report</p>
---	---

Time span of variable

1980	1981	1982	1983	1984	1985	1986	1987	1988	1989
1990	1991	1992	1993	1994	1995	1996	1997	1998	1999
2000	2001	2002	2003	2004	2005	2006	2007	2008	2009
								WEST	
								EAST	
2010	2011	2012	2013	2014	2015	2016	2017	2018	2019
WEST									
EAST									
2020	2021	2022	2023	2024	2025	2026	2027	2028	2029

No.	Name	Label	Survey period	Survey frequency
3.101	vg_ros_loss	return on sales:loss	East and West since 09/2008	May,Sep

Wording of question

<p>since 09/2008</p> <p>Expected surplus less tax or loss of our company in % of the net returns on sales in 200X*</p> <p>if surplus:</p> <p>up to 1% </p> <p>> 1 to 2% </p> <p>> 2 to 3% </p> <p>> 3 to 4% </p> <p>> 4% </p> <p>if loss:</p> <p>0 to -1% </p> <p>< -1 to -2% </p> <p>< -2 to -3% </p> <p>< -3 to -4% </p> <p>< -4% </p> <p>in fact about %</p>	<p>Further information</p> <p>*200X denotes the year under report</p>
---	---

Time span of variable

1980	1981	1982	1983	1984	1985	1986	1987	1988	1989
1990	1991	1992	1993	1994	1995	1996	1997	1998	1999

2000	2001	2002	2003	2004	2005	2006	2007	2008	2009
								WEST	
								EAST	
2010	2011	2012	2013	2014	2015	2016	2017	2018	2019
WEST									
EAST									
2020	2021	2022	2023	2024	2025	2026	2027	2028	2029

No.	Name	Label	Survey period	Survey frequency
-----	------	-------	---------------	------------------

3.102)	vg_russia1	Russia/Ukraine conflict q1	East and West 05/2014 and 06 2014	once
--------	------------	----------------------------	-----------------------------------	------

Wording of question

06/2014	Further information
D) Does your company have business connections to Russia?	
<input type="checkbox"/> yes[1]	<input type="checkbox"/> no[2]

Time span of variable

1980	1981	1982	1983	1984	1985	1986	1987	1988	1989
1990	1991	1992	1993	1994	1995	1996	1997	1998	1999
2000	2001	2002	2003	2004	2005	2006	2007	2008	2009
2010	2011	2012	2013	2014	2015	2016	2017	2018	2019
				WEST					
				EAST					
2020	2021	2022	2023	2024	2025	2026	2027	2028	2029

No.	Name	Label	Survey period	Survey frequency
-----	------	-------	---------------	------------------

3.103)	vg_russia2	Russia/Ukraine conflict q2	East and West 05/2014 and 06 2014	once
--------	------------	----------------------------	-----------------------------------	------

Wording of question

06/2014	Further information
D) Does your company have business connections to Russia?	
<input checked="" type="checkbox"/> yes	<input checked="" type="checkbox"/> no
If yes:	
<input type="checkbox"/> Imports from Russia [1]	

Time span of variable

1980	1981	1982	1983	1984	1985	1986	1987	1988	1989
1990	1991	1992	1993	1994	1995	1996	1997	1998	1999
2000	2001	2002	2003	2004	2005	2006	2007	2008	2009
2010	2011	2012	2013	2014	2015	2016	2017	2018	2019
				WEST					
				EAST					
2020	2021	2022	2023	2024	2025	2026	2027	2028	2029

No.	Name	Label	Survey period	Survey frequency
-----	------	-------	---------------	------------------

3.104)	vg_russia3	Russia/Ukraine conflict q3	East and West 05/2014 and 06 2014	once
--------	------------	----------------------------	-----------------------------------	------

Wording of question

	Further information
--	---------------------

06/2014

D) Does your company have business connections to Russia?

yes no

If yes:

Exports to Russia [1]

Time span of variable

1980	1981	1982	1983	1984	1985	1986	1987	1988	1989
1990	1991	1992	1993	1994	1995	1996	1997	1998	1999
2000	2001	2002	2003	2004	2005	2006	2007	2008	2009
2010	2011	2012	2013	2014	2015	2016	2017	2018	2019
2020	2021	2022	2023	2024	2025	2026	2027	2028	2029

No.	Name	Label	Survey period	Survey frequency
3.105)	vg_russia4	Russia/Ukraine conflict q4	East and West 05/2014 and 06 2014	once

Wording of question

06/2014

D) Does your company have business connections to Russia?

yes no

If yes:

Joint ventures with russian companies [1]

Further Information

Time span of variable

1980	1981	1982	1983	1984	1985	1986	1987	1988	1989
1990	1991	1992	1993	1994	1995	1996	1997	1998	1999
2000	2001	2002	2003	2004	2005	2006	2007	2008	2009
2010	2011	2012	2013	2014	2015	2016	2017	2018	2019
2020	2021	2022	2023	2024	2025	2026	2027	2028	2029

No.	Name	Label	Survey period	Survey frequency
3.106)	vg_russia5	Russia/Ukraine conflict q5	East and West 05/2014 and 06 2014	once

Wording of question

06/2014

D) Does your company have business connections to Russia?

yes no

If yes:

own branches in Russia [1]

Further Information

Time span of variable

1980	1981	1982	1983	1984	1985	1986	1987	1988	1989
1990	1991	1992	1993	1994	1995	1996	1997	1998	1999

2000	2001	2002	2003	2004	2005	2006	2007	2008	2009
2010	2011	2012	2013	2014	2015	2016	2017	2018	2019
2020	2021	2022	2023	2024	2025	2026	2027	2028	2029

No.	Name	Label	Survey period	Survey frequency
3.107)	vg_russia6	Russia/Ukraine conflict q6	East and West 05/2014 and 06 2014	once

Wording of question

<p>06/2014</p> <p>D) Does your company have business connections to Russia?</p> <p><input type="checkbox"/> yes <input type="checkbox"/> no</p> <p>If yes:</p> <p><input type="text"/> via other companies [1]</p>	Further Information
---	---------------------

Time span of variable

1980	1981	1982	1983	1984	1985	1986	1987	1988	1989
1990	1991	1992	1993	1994	1995	1996	1997	1998	1999
2000	2001	2002	2003	2004	2005	2006	2007	2008	2009
2010	2011	2012	2013	2014	2015	2016	2017	2018	2019
2020	2021	2022	2023	2024	2025	2026	2027	2028	2029

No.	Name	Label	Survey period	Survey frequency
3.108)	vg_russia7	Russia/Ukraine conflict q7	East and West 05/2014 and 06 2014	once

Wording of question

<p>06/2014</p> <p>D) Did you already experience impairments due to the russian-ukrainian conflict?</p> <p><input type="checkbox"/> yes[1] <input type="checkbox"/> no[2]</p>	Further Information
---	---------------------

Time span of variable

1980	1981	1982	1983	1984	1985	1986	1987	1988	1989
1990	1991	1992	1993	1994	1995	1996	1997	1998	1999
2000	2001	2002	2003	2004	2005	2006	2007	2008	2009
2010	2011	2012	2013	2014	2015	2016	2017	2018	2019
2020	2021	2022	2023	2024	2025	2026	2027	2028	2029

No.	Name	Label	Survey period	Survey frequency
3.109)	vg_russia8	Russia/Ukraine conflict q8	East and West 05/2014 and 06 2014	once

Wording of question

06/2014	Further Information								
D) Are you expecting future impairments for your company?									
<input type="checkbox"/> yes [1] <input type="checkbox"/> no [2]									
Time span of variable									
1980	1981	1982	1983	1984	1985	1986	1987	1988	1989
1990	1991	1992	1993	1994	1995	1996	1997	1998	1999
2000	2001	2002	2003	2004	2005	2006	2007	2008	2009
2010	2011	2012	2013	2014	2015	2016	2017	2018	2019
2020	2021	2022	2023	2024	2025	2026	2027	2028	2029
				WEST					
				EAST					

No.	Name	Label	Survey period	Survey frequency
3.110)	vg_fambus	family business	East and West 02/2014	once

02/2014	Further Information								
D) For research purposes?									
Do you envision yourself as a family business? (This means a company whose voting capital is held predominately by one or more families that are connected)									
<input type="checkbox"/> yes [1] <input type="checkbox"/> no [2]									
Time span of variable									
1980	1981	1982	1983	1984	1985	1986	1987	1988	1989
1990	1991	1992	1993	1994	1995	1996	1997	1998	1999
2000	2001	2002	2003	2004	2005	2006	2007	2008	2009
2010	2011	2012	2013	2014	2015	2016	2017	2018	2019
2020	2021	2022	2023	2024	2025	2026	2027	2028	2029
				WEST					
				EAST					

No.	Name	Label	Survey period	Survey frequency
3.111)	vg_minim1	minimum wage q1	East and West 11/2014	once

11/2014	Further Information								
1. 01/01/2015 the general minimum wage policy will be implemented. Is your company affected by this?									
<input type="checkbox"/> yes [1] <input type="checkbox"/> no [2]									
Time span of variable									
1980	1981	1982	1983	1984	1985	1986	1987	1988	1989
1990	1991	1992	1993	1994	1995	1996	1997	1998	1999
2000	2001	2002	2003	2004	2005	2006	2007	2008	2009
2010	2011	2012	2013	2014	2015	2016	2017	2018	2019
				WEST					

				EAST					
2020	2021	2022	2023	2024	2025	2026	2027	2028	2029

No.	Name	Label	Survey period	Survey frequency
-----	------	-------	---------------	------------------

3.112)	vg_minim2	minimum wage q2	East and West 11/2014	once
--------	-----------	-----------------	-----------------------	------

Wording of question

<p>11/2014</p> <p>01/01/2015 the general minimum wage policy will be implemented. Is your company affected by this?</p> <p><input checked="" type="checkbox"/> yes <input checked="" type="checkbox"/> no</p> <p>2. If yes: With which measures will you likely react to the minimum wage?</p> <p><input type="text"/> [1] No measures necessary or scheduled</p>	Further information
---	---------------------

Time span of variable

1980	1981	1982	1983	1984	1985	1986	1987	1988	1989
1990	1991	1992	1993	1994	1995	1996	1997	1998	1999
2000	2001	2002	2003	2004	2005	2006	2007	2008	2009
2010	2011	2012	2013	2014	2015	2016	2017	2018	2019
2020	2021	2022	2023	WEST EAST	2025	2026	2027	2028	2029

No.	Name	Label	Survey period	Survey frequency
-----	------	-------	---------------	------------------

3.113)	vg_minim3	minimum wage q3	East and West 11/2014	once
--------	-----------	-----------------	-----------------------	------

Wording of question

<p>11/2014</p> <p>01/01/2015 the general minimum wage policy will be implemented. Is your company affected by this?</p> <p><input checked="" type="checkbox"/> yes <input checked="" type="checkbox"/> no</p> <p>2. If yes: With which measures will you likely react to the minimum wage?</p> <p><input type="text"/> [1] personnel cuts</p>	Further information
---	---------------------

Time span of variable

1980	1981	1982	1983	1984	1985	1986	1987	1988	1989
1990	1991	1992	1993	1994	1995	1996	1997	1998	1999
2000	2001	2002	2003	2004	2005	2006	2007	2008	2009
2010	2011	2012	2013	2014	2015	2016	2017	2018	2019
2020	2021	2022	2023	WEST EAST	2025	2026	2027	2028	2029

No.	Name	Label	Survey period	Survey frequency
-----	------	-------	---------------	------------------

3.114)	vg_minim4	minimum wage q4	East and West 11/2014	once
--------	-----------	-----------------	-----------------------	------

Wording of question

<p>11/2014</p> <p>01/01/2015 the general minimum wage policy will be implemented.</p>	Further information
---	---------------------

Is your company affected by this?

yes no

2. If yes: With which measures will you likely react to the minimum wage?

[1] reduction of working hours

Time span of variable

1980	1981	1982	1983	1984	1985	1986	1987	1988	1989
1990	1991	1992	1993	1994	1995	1996	1997	1998	1999
2000	2001	2002	2003	2004	2005	2006	2007	2008	2009
2010	2011	2012	2013	2014	2015	2016	2017	2018	2019
2020	2021	2022	2023	2024	2025	2026	2027	2028	2029

WEST
EAST

No.	Name	Label	Survey period	Survey frequency
-----	------	-------	---------------	------------------

3.115)	vg_minim5	minimum wage q5	East and West 11/2014	once
--------	-----------	-----------------	-----------------------	------

Wording of question

11/2014

01/01/2015 the general minimum wage policy will be implemented.
Is your company affected by this?

yes no

2. If yes: With which measures will you likely react to the minimum wage?

[1] increase in prices

Further information

Time span of variable

1980	1981	1982	1983	1984	1985	1986	1987	1988	1989
1990	1991	1992	1993	1994	1995	1996	1997	1998	1999
2000	2001	2002	2003	2004	2005	2006	2007	2008	2009
2010	2011	2012	2013	2014	2015	2016	2017	2018	2019
2020	2021	2022	2023	2024	2025	2026	2027	2028	2029

WEST
EAST

No.	Name	Label	Survey period	Survey frequency
-----	------	-------	---------------	------------------

3.116)	vg_minim6	minimum wage q6	East and West 11/2014	once
--------	-----------	-----------------	-----------------------	------

Wording of question

11/2014

01/01/2015 the general minimum wage policy will be implemented.
Is your company affected by this?

yes no

2. If yes: With which measures will you likely react to the minimum wage?

[1] reduction of investment

Further information

Time span of variable

1980	1981	1982	1983	1984	1985	1986	1987	1988	1989
1990	1991	1992	1993	1994	1995	1996	1997	1998	1999

2000	2001	2002	2003	2004	2005	2006	2007	2008	2009
2010	2011	2012	2013	2014	2015	2016	2017	2018	2019
2020	2021	2022	2023	2024	2025	2026	2027	2028	2029

No.	Name	Label	Survey period	Survey frequency
3.117)	vg_minim7	minimum wage q7	East and West 11/2014	once

Wording of question

<p>11/2014</p> <p>01/01/2015 the general minimum wage policy will be implemented. Is your company affected by this?</p> <p><input type="checkbox"/> yes <input type="checkbox"/> no</p> <p>2. If yes: With which measures will you likely react to the minimum wage?</p> <p><input type="text"/> [1] reduction of special payments</p>	Further information
--	---------------------

Time span of variable

1980	1981	1982	1983	1984	1985	1986	1987	1988	1989
1990	1991	1992	1993	1994	1995	1996	1997	1998	1999
2000	2001	2002	2003	2004	2005	2006	2007	2008	2009
2010	2011	2012	2013	2014	2015	2016	2017	2018	2019
2020	2021	2022	2023	2024	2025	2026	2027	2028	2029

No.	Name	Label	Survey period	Survey frequency
3.118)	vg_minim8	minimum wage q8	East and West 11/2014	once

Wording of question

<p>11/2014</p> <p>01/01/2015 the general minimum wage policy will be implemented. Is your company affected by this?</p> <p><input type="checkbox"/> yes <input type="checkbox"/> no</p> <p>2. If yes: With which measures will you likely react to the minimum wage?</p> <p><input type="text"/> [1] other</p>	Further information
--	---------------------

Time span of variable

1980	1981	1982	1983	1984	1985	1986	1987	1988	1989
1990	1991	1992	1993	1994	1995	1996	1997	1998	1999
2000	2001	2002	2003	2004	2005	2006	2007	2008	2009
2010	2011	2012	2013	2014	2015	2016	2017	2018	2019
2020	2021	2022	2023	2024	2025	2026	2027	2028	2029

No.	Name	Label	Survey period	Survey frequency
-----	------	-------	---------------	------------------

3.119) **vg_invest_lj** total investment last year East and West since 05/2015 annual survey

Wording of question

<p>05/2015</p> <p>Investments</p> <p>1) Last year (20YY* compared to 20WW**) our investments were</p> <p style="text-align: center;">Total investments</p> <p>increased [1] <input type="text"/></p> <p>not changed [2] <input type="text"/></p> <p>decreased [3] <input type="text"/></p>	<p>Further information</p> <p>*20YY means last year e.g.: If the question was posed in 2015: 20YY=2014</p> <p>*20WW means two years ago e.g.: If the question was posed in 2015: 20WW=2013</p>																																																		
<p>Time span of variable</p> <table border="1"> <tr><td>1980</td><td>1981</td><td>1982</td><td>1983</td><td>1984</td><td>1985</td><td>1986</td><td>1987</td><td>1988</td><td>1989</td></tr> <tr><td>1990</td><td>1991</td><td>1992</td><td>1993</td><td>1994</td><td>1995</td><td>1996</td><td>1997</td><td>1998</td><td>1999</td></tr> <tr><td>2000</td><td>2001</td><td>2002</td><td>2003</td><td>2004</td><td>2005</td><td>2006</td><td>2007</td><td>2008</td><td>2009</td></tr> <tr><td>2010</td><td>2011</td><td>2012</td><td>2013</td><td>2014</td><td>2015</td><td>2016</td><td>2017</td><td>2018</td><td>2019</td></tr> <tr><td>2020</td><td>2021</td><td>2022</td><td>2023</td><td>2024</td><td>2025</td><td>2026</td><td>2027</td><td>2028</td><td>2029</td></tr> </table> <p style="text-align: center;">WEST EAST</p>		1980	1981	1982	1983	1984	1985	1986	1987	1988	1989	1990	1991	1992	1993	1994	1995	1996	1997	1998	1999	2000	2001	2002	2003	2004	2005	2006	2007	2008	2009	2010	2011	2012	2013	2014	2015	2016	2017	2018	2019	2020	2021	2022	2023	2024	2025	2026	2027	2028	2029
1980	1981	1982	1983	1984	1985	1986	1987	1988	1989																																										
1990	1991	1992	1993	1994	1995	1996	1997	1998	1999																																										
2000	2001	2002	2003	2004	2005	2006	2007	2008	2009																																										
2010	2011	2012	2013	2014	2015	2016	2017	2018	2019																																										
2020	2021	2022	2023	2024	2025	2026	2027	2028	2029																																										

No.	Name	Label	Survey period	Survey frequency
-----	------	-------	---------------	------------------

3.120) **vg_invcon_lj** investment in construction last year East and West since 05/2015 annual survey

Wording of question

<p>05/2015</p> <p>Investments</p> <p>1) Last year (20YY* compared to 20WW**) our investments were</p> <p style="text-align: center;">Total investments, thereof in: construction</p> <p>increased [1] <input type="text"/></p> <p>not changed [2] <input type="text"/></p> <p>decreased [3] <input type="text"/></p>	<p>Further information</p> <p>*20YY means last year e.g.: If the question was posed in 2015: 20YY=2014</p> <p>*20WW means two years ago e.g.: If the question was posed in 2015: 20WW=2013</p>																																																		
<p>Time span of variable</p> <table border="1"> <tr><td>1980</td><td>1981</td><td>1982</td><td>1983</td><td>1984</td><td>1985</td><td>1986</td><td>1987</td><td>1988</td><td>1989</td></tr> <tr><td>1990</td><td>1991</td><td>1992</td><td>1993</td><td>1994</td><td>1995</td><td>1996</td><td>1997</td><td>1998</td><td>1999</td></tr> <tr><td>2000</td><td>2001</td><td>2002</td><td>2003</td><td>2004</td><td>2005</td><td>2006</td><td>2007</td><td>2008</td><td>2009</td></tr> <tr><td>2010</td><td>2011</td><td>2012</td><td>2013</td><td>2014</td><td>2015</td><td>2016</td><td>2017</td><td>2018</td><td>2019</td></tr> <tr><td>2020</td><td>2021</td><td>2022</td><td>2023</td><td>2024</td><td>2025</td><td>2026</td><td>2027</td><td>2028</td><td>2029</td></tr> </table> <p style="text-align: center;">WEST EAST</p>		1980	1981	1982	1983	1984	1985	1986	1987	1988	1989	1990	1991	1992	1993	1994	1995	1996	1997	1998	1999	2000	2001	2002	2003	2004	2005	2006	2007	2008	2009	2010	2011	2012	2013	2014	2015	2016	2017	2018	2019	2020	2021	2022	2023	2024	2025	2026	2027	2028	2029
1980	1981	1982	1983	1984	1985	1986	1987	1988	1989																																										
1990	1991	1992	1993	1994	1995	1996	1997	1998	1999																																										
2000	2001	2002	2003	2004	2005	2006	2007	2008	2009																																										
2010	2011	2012	2013	2014	2015	2016	2017	2018	2019																																										
2020	2021	2022	2023	2024	2025	2026	2027	2028	2029																																										

No.	Name	Label	Survey period	Survey frequency
-----	------	-------	---------------	------------------

3.121) **vg_inveq_lj** investment in equipment last year East and West since 05/2015 annual survey

Wording of question

<p>05/2015</p> <p>Investments</p> <p>1) Last year (20YY* compared to 20WW**) our investments were</p> <p style="text-align: center;">Total investments, thereof in: equipment</p> <p>increased [1] <input type="text"/></p> <p>not changed [2] <input type="text"/></p>	<p>Further information</p> <p>*20YY means last year e.g.: If the question was posed in 2015: 20YY=2014</p> <p>*20WW means two years ago e.g.: If the question was posed in 2015: 20WW=2013</p>
---	---

decreased [3] <input type="text"/>									
Time span of variable									
1980	1981	1982	1983	1984	1985	1986	1987	1988	1989
1990	1991	1992	1993	1994	1995	1996	1997	1998	1999
2000	2001	2002	2003	2004	2005	2006	2007	2008	2009
2010	2011	2012	2013	2014	2015	2016	2017	2018	2019
					WEST				
					EAST				
2020	2021	2022	2023	2024	2025	2026	2027	2028	2029

No.	Name	Label	Survey period	Survey frequency
-----	------	-------	---------------	------------------

3.122)	vg_invest_dj	total investment this year	East and West since 05/2015	twice a year (May, Nov.)
--------	--------------	----------------------------	-----------------------------	--------------------------

Wording of question

05/2015	Further information
Investments 1) In the current year (20XX* compared to 20YY**) our investments will likely	*20XX means current year e.g.: If the question was posed in 2015: 20XX=2015 **20YY means last year e.g.: If the question was posed in 2015: 20YY=2014
Total investments	
increase [1] <input type="text"/>	
not change [2] <input type="text"/>	
decrease [3] <input type="text"/>	

Time span of variable									
1980	1981	1982	1983	1984	1985	1986	1987	1988	1989
1990	1991	1992	1993	1994	1995	1996	1997	1998	1999
2000	2001	2002	2003	2004	2005	2006	2007	2008	2009
2010	2011	2012	2013	2014	2015	2016	2017	2018	2019
					WEST				
					EAST				
2020	2021	2022	2023	2024	2025	2026	2027	2028	2029

No.	Name	Label	Survey period	Survey frequency
-----	------	-------	---------------	------------------

3.123)	vg_invcon_dj	investment in construction this year	East and West since 05/2015	twice a year (May, Nov.)
--------	--------------	--------------------------------------	-----------------------------	--------------------------

Wording of question

05/2015	Further information
Investments 1) In the current year (20XX* compared to 20YY**) our investments will likely	*20XX means current year e.g.: If the question was posed in 2015: 20XX=2015 **20YY means last year e.g.: If the question was posed in 2015: 20YY=2014
Total investments, thereof in: construction	
increase [1] <input type="text"/>	
not change [2] <input type="text"/>	
decrease [3] <input type="text"/>	

Time span of variable									
1980	1981	1982	1983	1984	1985	1986	1987	1988	1989
1990	1991	1992	1993	1994	1995	1996	1997	1998	1999
2000	2001	2002	2003	2004	2005	2006	2007	2008	2009

2010	2011	2012	2013	2014	2015	2016	2017	2018	2019
					WEST				
					EAST				
2020	2021	2022	2023	2024	2025	2026	2027	2028	2029

No.	Name	Label	Survey period	Survey frequency
3.124)	vg_inveq_dj	investment in equipment this year	East and West since 05/2015	twice a year (May, Nov.)

Wording of question

<p>05/2015</p> <p>Investments</p> <p>1) In the current year (20XX* compared to 20YY**) our investments will likely</p> <p style="text-align: center;">Total investments, thereof in: equipment</p> <p>increase [1] <input type="text"/></p> <p>not change [2] <input type="text"/></p> <p>decrease [3] <input type="text"/></p>	<p>Further information</p> <p>*20XX means current year e.g.: If the question was posed in 2015: 20XX=2015</p> <p>**20YY means last year e.g.: If the question was posed in 2015: 20YY=2014</p>																																																																						
<p>Time span of variable</p> <table border="1"> <tr><td>1980</td><td>1981</td><td>1982</td><td>1983</td><td>1984</td><td>1985</td><td>1986</td><td>1987</td><td>1988</td><td>1989</td></tr> <tr><td>1990</td><td>1991</td><td>1992</td><td>1993</td><td>1994</td><td>1995</td><td>1996</td><td>1997</td><td>1998</td><td>1999</td></tr> <tr><td>2000</td><td>2001</td><td>2002</td><td>2003</td><td>2004</td><td>2005</td><td>2006</td><td>2007</td><td>2008</td><td>2009</td></tr> <tr><td>2010</td><td>2011</td><td>2012</td><td>2013</td><td>2014</td><td>2015</td><td>2016</td><td>2017</td><td>2018</td><td>2019</td></tr> <tr><td></td><td></td><td></td><td></td><td></td><td>WEST</td><td></td><td></td><td></td><td></td></tr> <tr><td></td><td></td><td></td><td></td><td></td><td>EAST</td><td></td><td></td><td></td><td></td></tr> <tr><td>2020</td><td>2021</td><td>2022</td><td>2023</td><td>2024</td><td>2025</td><td>2026</td><td>2027</td><td>2028</td><td>2029</td></tr> </table>		1980	1981	1982	1983	1984	1985	1986	1987	1988	1989	1990	1991	1992	1993	1994	1995	1996	1997	1998	1999	2000	2001	2002	2003	2004	2005	2006	2007	2008	2009	2010	2011	2012	2013	2014	2015	2016	2017	2018	2019						WEST										EAST					2020	2021	2022	2023	2024	2025	2026	2027	2028	2029
1980	1981	1982	1983	1984	1985	1986	1987	1988	1989																																																														
1990	1991	1992	1993	1994	1995	1996	1997	1998	1999																																																														
2000	2001	2002	2003	2004	2005	2006	2007	2008	2009																																																														
2010	2011	2012	2013	2014	2015	2016	2017	2018	2019																																																														
					WEST																																																																		
					EAST																																																																		
2020	2021	2022	2023	2024	2025	2026	2027	2028	2029																																																														

No.	Name	Label	Survey period	Survey frequency
3.125)	vg_invest_nj	total investment next year	East and West since 11/2015	annual survey

Wording of question

<p>11/2015</p> <p>Investments</p> <p>1) In the next year (20ZZ* compared to 20XX**) our investments will likely</p> <p style="text-align: center;">Total investments</p> <p>increase [1] <input type="text"/></p> <p>not change [2] <input type="text"/></p> <p>decrease [3] <input type="text"/></p>	<p>Further information</p> <p>*20ZZ means next year e.g.: If the question was posed in 2015: 20ZZ=2016</p> <p>**20XX means current year e.g.: If the question was posed in 2015: 20XX=2015</p>																																																																						
<p>Time span of variable</p> <table border="1"> <tr><td>1980</td><td>1981</td><td>1982</td><td>1983</td><td>1984</td><td>1985</td><td>1986</td><td>1987</td><td>1988</td><td>1989</td></tr> <tr><td>1990</td><td>1991</td><td>1992</td><td>1993</td><td>1994</td><td>1995</td><td>1996</td><td>1997</td><td>1998</td><td>1999</td></tr> <tr><td>2000</td><td>2001</td><td>2002</td><td>2003</td><td>2004</td><td>2005</td><td>2006</td><td>2007</td><td>2008</td><td>2009</td></tr> <tr><td>2010</td><td>2011</td><td>2012</td><td>2013</td><td>2014</td><td>2015</td><td>2016</td><td>2017</td><td>2018</td><td>2019</td></tr> <tr><td></td><td></td><td></td><td></td><td></td><td>WEST</td><td></td><td></td><td></td><td></td></tr> <tr><td></td><td></td><td></td><td></td><td></td><td>EAST</td><td></td><td></td><td></td><td></td></tr> <tr><td>2020</td><td>2021</td><td>2022</td><td>2023</td><td>2024</td><td>2025</td><td>2026</td><td>2027</td><td>2028</td><td>2029</td></tr> </table>		1980	1981	1982	1983	1984	1985	1986	1987	1988	1989	1990	1991	1992	1993	1994	1995	1996	1997	1998	1999	2000	2001	2002	2003	2004	2005	2006	2007	2008	2009	2010	2011	2012	2013	2014	2015	2016	2017	2018	2019						WEST										EAST					2020	2021	2022	2023	2024	2025	2026	2027	2028	2029
1980	1981	1982	1983	1984	1985	1986	1987	1988	1989																																																														
1990	1991	1992	1993	1994	1995	1996	1997	1998	1999																																																														
2000	2001	2002	2003	2004	2005	2006	2007	2008	2009																																																														
2010	2011	2012	2013	2014	2015	2016	2017	2018	2019																																																														
					WEST																																																																		
					EAST																																																																		
2020	2021	2022	2023	2024	2025	2026	2027	2028	2029																																																														

No.	Name	Label	Survey period	Survey frequency
3.126)	vg_incon_nj	investment in construction next year	East and West since 11/2015	annual survey

Wording of question

<p>11/2015</p> <p>Investments</p> <p>1) In the next year (2022* compared to 20XX**) our investments will likely</p> <p style="text-align: center;">Total investments, thereof in: construction</p> <p>Increase [1] <input type="text"/></p> <p>not change [2] <input type="text"/></p> <p>decrease [3] <input type="text"/></p>	<p>Further information</p> <p>*2022 means next year e.g.: If the question was posed in 2015: 2022=2016</p> <p>**20XX means current year e.g.: If the question was posed in 2015: 20XX=2015</p>																																																		
<p>Time span of variable</p> <table border="1"> <tr><td>1980</td><td>1981</td><td>1982</td><td>1983</td><td>1984</td><td>1985</td><td>1986</td><td>1987</td><td>1988</td><td>1989</td></tr> <tr><td>1990</td><td>1991</td><td>1992</td><td>1993</td><td>1994</td><td>1995</td><td>1996</td><td>1997</td><td>1998</td><td>1999</td></tr> <tr><td>2000</td><td>2001</td><td>2002</td><td>2003</td><td>2004</td><td>2005</td><td>2006</td><td>2007</td><td>2008</td><td>2009</td></tr> <tr><td>2010</td><td>2011</td><td>2012</td><td>2013</td><td>2014</td><td>2015</td><td>2016</td><td>2017</td><td>2018</td><td>2019</td></tr> <tr><td>2020</td><td>2021</td><td>2022</td><td>2023</td><td>2024</td><td>2025</td><td>2026</td><td>2027</td><td>2028</td><td>2029</td></tr> </table> <p style="text-align: center;">WEST EAST</p>		1980	1981	1982	1983	1984	1985	1986	1987	1988	1989	1990	1991	1992	1993	1994	1995	1996	1997	1998	1999	2000	2001	2002	2003	2004	2005	2006	2007	2008	2009	2010	2011	2012	2013	2014	2015	2016	2017	2018	2019	2020	2021	2022	2023	2024	2025	2026	2027	2028	2029
1980	1981	1982	1983	1984	1985	1986	1987	1988	1989																																										
1990	1991	1992	1993	1994	1995	1996	1997	1998	1999																																										
2000	2001	2002	2003	2004	2005	2006	2007	2008	2009																																										
2010	2011	2012	2013	2014	2015	2016	2017	2018	2019																																										
2020	2021	2022	2023	2024	2025	2026	2027	2028	2029																																										

No.	Name	Label	Survey period	Survey frequency
3.127)	vg_inveq_nj	investment in equipment next year	East and West since 11/2015	annual survey

Wording of question

<p>11/2015</p> <p>Investments</p> <p>1) In the next year (2022* compared to 20XX**) our investments will likely</p> <p style="text-align: center;">Total investments, thereof in: equipment</p> <p>Increase [1] <input type="text"/></p> <p>not change [2] <input type="text"/></p> <p>decrease [3] <input type="text"/></p>	<p>Further information</p> <p>*2022 means next year e.g.: If the question was posed in 2015: 2022=2016</p> <p>**20XX means current year e.g.: If the question was posed in 2015: 20XX=2015</p>																																																		
<p>Time span of variable</p> <table border="1"> <tr><td>1980</td><td>1981</td><td>1982</td><td>1983</td><td>1984</td><td>1985</td><td>1986</td><td>1987</td><td>1988</td><td>1989</td></tr> <tr><td>1990</td><td>1991</td><td>1992</td><td>1993</td><td>1994</td><td>1995</td><td>1996</td><td>1997</td><td>1998</td><td>1999</td></tr> <tr><td>2000</td><td>2001</td><td>2002</td><td>2003</td><td>2004</td><td>2005</td><td>2006</td><td>2007</td><td>2008</td><td>2009</td></tr> <tr><td>2010</td><td>2011</td><td>2012</td><td>2013</td><td>2014</td><td>2015</td><td>2016</td><td>2017</td><td>2018</td><td>2019</td></tr> <tr><td>2020</td><td>2021</td><td>2022</td><td>2023</td><td>2024</td><td>2025</td><td>2026</td><td>2027</td><td>2028</td><td>2029</td></tr> </table> <p style="text-align: center;">WEST EAST</p>		1980	1981	1982	1983	1984	1985	1986	1987	1988	1989	1990	1991	1992	1993	1994	1995	1996	1997	1998	1999	2000	2001	2002	2003	2004	2005	2006	2007	2008	2009	2010	2011	2012	2013	2014	2015	2016	2017	2018	2019	2020	2021	2022	2023	2024	2025	2026	2027	2028	2029
1980	1981	1982	1983	1984	1985	1986	1987	1988	1989																																										
1990	1991	1992	1993	1994	1995	1996	1997	1998	1999																																										
2000	2001	2002	2003	2004	2005	2006	2007	2008	2009																																										
2010	2011	2012	2013	2014	2015	2016	2017	2018	2019																																										
2020	2021	2022	2023	2024	2025	2026	2027	2028	2029																																										

No.	Name	Label	Survey period	Survey frequency
3.128)	vg_ref1	refugees question 1	East and West 10/2015	once

Wording of question

<p>10/2015</p> <p>1. How large do you assess the potential of asylum seekers to be employed in the following positions?</p> <p style="text-align: center;">[1] small [2] large</p> <p>trainees <input type="text"/> <input type="text"/></p>	<p>Further information</p>										
<p>Time span of variable</p> <table border="1"> <tr><td>1980</td><td>1981</td><td>1982</td><td>1983</td><td>1984</td><td>1985</td><td>1986</td><td>1987</td><td>1988</td><td>1989</td></tr> </table>		1980	1981	1982	1983	1984	1985	1986	1987	1988	1989
1980	1981	1982	1983	1984	1985	1986	1987	1988	1989		

1990	1991	1992	1993	1994	1995	1996	1997	1998	1999
2000	2001	2002	2003	2004	2005	2006	2007	2008	2009
2010	2011	2012	2013	2014	2015	2016	2017	2018	2019
2020	2021	2022	2023	2024	2025	2026	2027	2028	2029

No.	Name	Label	Survey period	Survey frequency
-----	------	-------	---------------	------------------

3.129)	vg_ref2	refugees question 2	East and West 10/2015	once
--------	---------	---------------------	-----------------------	------

Wording of question

10/2015	Further Information
1. How large do you assess the potential of asylum seekers to be employed in the following positions?	
<p>[1] small [2] large</p> <p>unskilled aid workers <input type="text"/> <input type="text"/></p>	

Time span of variable

1980	1981	1982	1983	1984	1985	1986	1987	1988	1989
1990	1991	1992	1993	1994	1995	1996	1997	1998	1999
2000	2001	2002	2003	2004	2005	2006	2007	2008	2009
2010	2011	2012	2013	2014	2015	2016	2017	2018	2019
2020	2021	2022	2023	2024	2025	2026	2027	2028	2029

No.	Name	Label	Survey period	Survey frequency
-----	------	-------	---------------	------------------

3.130)	vg_ref3	refugees question 3	East and West 10/2015	once
--------	---------	---------------------	-----------------------	------

Wording of question

10/2015	Further Information
1. How large do you assess the potential of asylum seekers to be employed in the following positions?	
<p>[1] small [2] large</p> <p>skilled workers <input type="text"/> <input type="text"/></p>	

Time span of variable

1980	1981	1982	1983	1984	1985	1986	1987	1988	1989
1990	1991	1992	1993	1994	1995	1996	1997	1998	1999
2000	2001	2002	2003	2004	2005	2006	2007	2008	2009
2010	2011	2012	2013	2014	2015	2016	2017	2018	2019
2020	2021	2022	2023	2024	2025	2026	2027	2028	2029

No.	Name	Label	Survey period	Survey frequency
-----	------	-------	---------------	------------------

3.131)	vg_ref4	refugees question 4	East and West 10/2015	once
--------	---------	---------------------	-----------------------	------

Wording of question

	Further Information
--	---------------------

10/2015

1. How large do you assess the potential of asylum seekers to be employed in the following positions?

[1] small [2] large

leading positions

Time span of variable

1980	1981	1982	1983	1984	1985	1986	1987	1988	1989
1990	1991	1992	1993	1994	1995	1996	1997	1998	1999
2000	2001	2002	2003	2004	2005	2006	2007	2008	2009
2010	2011	2012	2013	2014	2015	2016	2017	2018	2019
2020	2021	2022	2023	2024	2025	2026	2027	2028	2029

WEST
EAST

No.	Name	Label	Survey period	Survey frequency
-----	------	-------	---------------	------------------

3.132) vg_ref5 refugees question 5 East and West 10/2015 once

Wording of question

10/2015

1. How large do you assess the potential of asylum seekers to be employed in the following positions?

[1] small [2] large

other positions

Time span of variable

1980	1981	1982	1983	1984	1985	1986	1987	1988	1989
1990	1991	1992	1993	1994	1995	1996	1997	1998	1999
2000	2001	2002	2003	2004	2005	2006	2007	2008	2009
2010	2011	2012	2013	2014	2015	2016	2017	2018	2019
2020	2021	2022	2023	2024	2025	2026	2027	2028	2029

WEST
EAST

Further Information

No.	Name	Label	Survey period	Survey frequency
-----	------	-------	---------------	------------------

3.133) vg_ref6 refugees question 6 East and West 10/2015 once

Wording of question

10/2015

2. how much of an obstacle to employing asylum seekers do you consider the following factors to be in your branch:

[1] little [2] much

labor law-related provisions

Time span of variable

1980	1981	1982	1983	1984	1985	1986	1987	1988	1989
1990	1991	1992	1993	1994	1995	1996	1997	1998	1999
2000	2001	2002	2003	2004	2005	2006	2007	2008	2009
2010	2011	2012	2013	2014	2015	2016	2017	2018	2019
2020	2021	2022	2023	2024	2025	2026	2027	2028	2029

WEST
EAST

Further Information

2020	2021	2022	2023	2024	2025	2026	2027	2028	2029
------	------	------	------	------	------	------	------	------	------

No.	Name	Label	Survey period	Survey frequency
-----	------	-------	---------------	------------------

3.134)	vg_ref7	refugees question 7	East and West 10/2015	once
--------	---------	---------------------	-----------------------	------

Wording of question

10/2015	Further Information
2. how much of an obstacle to employing asylum seekers do you consider the following factors to be in your branch:	
unfit level of qualification	
[1] little	[2] much
<input type="text"/>	<input type="text"/>

Time span of variable

1980	1981	1982	1983	1984	1985	1986	1987	1988	1989
1990	1991	1992	1993	1994	1995	1996	1997	1998	1999
2000	2001	2002	2003	2004	2005	2006	2007	2008	2009
2010	2011	2012	2013	2014	2015	2016	2017	2018	2019
2020	2021	2022	2023	2024	2025	2026	2027	2028	2029

No.	Name	Label	Survey period	Survey frequency
-----	------	-------	---------------	------------------

3.135)	vg_ref8	refugees question 8	East and West 10/2015	once
--------	---------	---------------------	-----------------------	------

Wording of question

10/2015	Further Information
2. how much of an obstacle to employing asylum seekers do you consider the following factors to be in your branch:	
minimum wage	
[1] little	[2] much
<input type="text"/>	<input type="text"/>

Time span of variable

1980	1981	1982	1983	1984	1985	1986	1987	1988	1989
1990	1991	1992	1993	1994	1995	1996	1997	1998	1999
2000	2001	2002	2003	2004	2005	2006	2007	2008	2009
2010	2011	2012	2013	2014	2015	2016	2017	2018	2019
2020	2021	2022	2023	2024	2025	2026	2027	2028	2029

No.	Name	Label	Survey period	Survey frequency
-----	------	-------	---------------	------------------

3.136)	vg_ref9	refugees question 9	East and West 10/2015	once
--------	---------	---------------------	-----------------------	------

Wording of question

10/2015	Further Information
2. how much of an obstacle to employing asylum seekers do you consider the following factors to be in your branch:	
lack of language skills	
[1] little	[2] much
<input type="text"/>	<input type="text"/>

Time span of variable

1980	1981	1982	1983	1984	1985	1986	1987	1988	1989
------	------	------	------	------	------	------	------	------	------

1990	1991	1992	1993	1994	1995	1996	1997	1998	1999
2000	2001	2002	2003	2004	2005	2006	2007	2008	2009
2010	2011	2012	2013	2014	2015	2016	2017	2018	2019
2020	2021	2022	2023	2024	2025	2026	2027	2028	2029

No.	Name	Label	Survey period	Survey frequency
-----	------	-------	---------------	------------------

3.137) **vg_minim_post1** affected by minimum wage East and West 03/2016 once

Wording of question

03/2016 01.01.2015 the universal minimum wage was implemented. Is your company affected by this regulation? [1] yes [2] no <input type="text"/> <input type="text"/>	Further information
---	---------------------

Time span of variable

1980	1981	1982	1983	1984	1985	1986	1987	1988	1989
1990	1991	1992	1993	1994	1995	1996	1997	1998	1999
2000	2001	2002	2003	2004	2005	2006	2007	2008	2009
2010	2011	2012	2013	2014	2015	2016	2017	2018	2019
2020	2021	2022	2023	2024	2025	2026	2027	2028	2029

No.	Name	Label	Survey period	Survey frequency
-----	------	-------	---------------	------------------

3.138) **vg_minim_post2** no minimum wage measures East and West 03/2016 once

Wording of question

03/2016 01.01.2015 the universal minimum wage was implemented. Is your company affected by this regulation? If yes, What measures did you utilize? none <input type="text"/> [1]	Further information
--	---------------------

Time span of variable

1980	1981	1982	1983	1984	1985	1986	1987	1988	1989
1990	1991	1992	1993	1994	1995	1996	1997	1998	1999
2000	2001	2002	2003	2004	2005	2006	2007	2008	2009
2010	2011	2012	2013	2014	2015	2016	2017	2018	2019
2020	2021	2022	2023	2024	2025	2026	2027	2028	2029

No.	Name	Label	Survey period	Survey frequency
-----	------	-------	---------------	------------------

3.139) **vg_minim_post3** measures: employee reduction East and West 03/2016 once

Wording of question

<p>03/2016</p> <p>01.01.2015 the universal minimum wage was implemented. Is your company affected by this regulation? If yes, What measures did you utilize?</p> <p>employee reduction <input type="text"/> [1]</p>	Further information
---	---------------------

Time span of variable

1980	1981	1982	1983	1984	1985	1986	1987	1988	1989
1990	1991	1992	1993	1994	1995	1996	1997	1998	1999
2000	2001	2002	2003	2004	2005	2006	2007	2008	2009
2010	2011	2012	2013	2014	2015	2016	2017	2018	2019
2020	2021	2022	2023	2024	2025	2026	2027	2028	2029

No.	Name	Label	Survey period	Survey frequency
3.140)	vg_minim_post4	measures: working hour reduction	East and West 03/2016	once

Wording of question

<p>03/2016</p> <p>01.01.2015 the universal minimum wage was implemented. Is your company affected by this regulation? If yes, What measures did you utilize?</p> <p>working hour reduction <input type="text"/> [1]</p>	Further information
---	---------------------

Time span of variable

1980	1981	1982	1983	1984	1985	1986	1987	1988	1989
1990	1991	1992	1993	1994	1995	1996	1997	1998	1999
2000	2001	2002	2003	2004	2005	2006	2007	2008	2009
2010	2011	2012	2013	2014	2015	2016	2017	2018	2019
2020	2021	2022	2023	2024	2025	2026	2027	2028	2029

No.	Name	Label	Survey period	Survey frequency
3.141)	vg_minim_post5	measures: increased prices	East and West 03/2016	once

Wording of question

<p>03/2016</p> <p>01.01.2015 the universal minimum wage was implemented. Is your company affected by this regulation? If yes, What measures did you utilize?</p> <p>increased prices <input type="text"/> [1]</p>	Further information
---	---------------------

Time span of variable

1980	1981	1982	1983	1984	1985	1986	1987	1988	1989
1990	1991	1992	1993	1994	1995	1996	1997	1998	1999
2000	2001	2002	2003	2004	2005	2006	2007	2008	2009

2010	2011	2012	2013	2014	2015	2016	2017	2018	2019
						WEST EAST			
2020	2021	2022	2023	2024	2025	2026	2027	2028	2029

No.	Name	Label	Survey period	Survey frequency
-----	------	-------	---------------	------------------

3.142]	vg_minim_post6	measures: decreased investment	East and West 03/2016	once
--------	----------------	--------------------------------	-----------------------	------

Wording of question

03/2016	Further information
01.01.2015 the universal minimum wage was implemented. Is your company affected by this regulation? If yes, What measures did you utilize? decreased investment <input type="text"/> [1]	

Time span of variable

1980	1981	1982	1983	1984	1985	1986	1987	1988	1989
1990	1991	1992	1993	1994	1995	1996	1997	1998	1999
2000	2001	2002	2003	2004	2005	2006	2007	2008	2009
2010	2011	2012	2013	2014	2015	2016	2017	2018	2019
						WEST EAST			
2020	2021	2022	2023	2024	2025	2026	2027	2028	2029

No.	Name	Label	Survey period	Survey frequency
-----	------	-------	---------------	------------------

3.143]	vg_minim_post7	measures: decreased special payments	East and West 03/2016	once
--------	----------------	--------------------------------------	-----------------------	------

Wording of question

03/2016	Further information
01.01.2015 the universal minimum wage was implemented. Is your company affected by this regulation? If yes, What measures did you utilize? decreased special payments <input type="text"/> [1]	

Time span of variable

1980	1981	1982	1983	1984	1985	1986	1987	1988	1989
1990	1991	1992	1993	1994	1995	1996	1997	1998	1999
2000	2001	2002	2003	2004	2005	2006	2007	2008	2009
2010	2011	2012	2013	2014	2015	2016	2017	2018	2019
						WEST EAST			
2020	2021	2022	2023	2024	2025	2026	2027	2028	2029

No.	Name	Label	Survey period	Survey frequency
-----	------	-------	---------------	------------------

3.144]	vg_minim_post8	less minijobs	East and West 03/2016	once
--------	----------------	---------------	-----------------------	------

Wording of question

03/2016	Further information
01.01.2015 the universal minimum wage was implemented. Is your company affected by this regulation? Has there been a change in employment in your company? less minijobs <input type="text"/> [1]	

Time span of variable									
1980	1981	1982	1983	1984	1985	1986	1987	1988	1989
1990	1991	1992	1993	1994	1995	1996	1997	1998	1999
2000	2001	2002	2003	2004	2005	2006	2007	2008	2009
2010	2011	2012	2013	2014	2015	2016	2017	2018	2019
2020	2021	2022	2023	2024	2025	2026	2027	2028	2029

No.	Name	Label	Survey period	Survey frequency
3.145)	vg_minim_post9	minijobs transformed into insurable employment	East and West 03/2016	once

Wording of question

03/2016	Further information
<p>01.01.2015 the universal minimum wage was implemented. Is your company affected by this regulation?</p> <p>Has there been a change in employment in your company?</p> <div style="border: 1px solid black; padding: 5px; display: inline-block;"> minijobs were transformed into insurable employment </div> <input style="width: 50px; text-align: center;" type="text" value="[1]"/>	

Time span of variable									
1980	1981	1982	1983	1984	1985	1986	1987	1988	1989
1990	1991	1992	1993	1994	1995	1996	1997	1998	1999
2000	2001	2002	2003	2004	2005	2006	2007	2008	2009
2010	2011	2012	2013	2014	2015	2016	2017	2018	2019
2020	2021	2022	2023	2024	2025	2026	2027	2028	2029

No.	Name	Label	Survey period	Survey frequency
3.146)	vg_minim_post10	new insurable employment	East and West 03/2016	once

Wording of question

03/2016	Further information
<p>01.01.2015 the universal minimum wage was implemented. Is your company affected by this regulation?</p> <p>Has there been a change in employment in your company?</p> <div style="border: 1px solid black; padding: 5px; display: inline-block;"> new insurable employment was generated </div> <input style="width: 50px; text-align: center;" type="text" value="[1]"/>	

Time span of variable									
1980	1981	1982	1983	1984	1985	1986	1987	1988	1989
1990	1991	1992	1993	1994	1995	1996	1997	1998	1999
2000	2001	2002	2003	2004	2005	2006	2007	2008	2009
2010	2011	2012	2013	2014	2015	2016	2017	2018	2019
2020	2021	2022	2023	2024	2025	2026	2027	2028	2029

No.	Name	Label	Survey period	Survey frequency					
3.147)	vg_minim_post11	employment relationships did not change	East and West 03/2016	once					
Wording of question									
<p>03/2016</p> <p>01.01.2015 the universal minimum wage was implemented. Is your company affected by this regulation?</p> <p>Has there been a change in employment in your company?</p> <table border="1"> <tr> <td>employment relationships did not change</td> <td>[1]</td> </tr> </table>				employment relationships did not change	[1]	Further information			
employment relationships did not change	[1]								
Time span of variable									
1980	1981	1982	1983	1984	1985	1986	1987	1988	1989
1990	1991	1992	1993	1994	1995	1996	1997	1998	1999
2000	2001	2002	2003	2004	2005	2006	2007	2008	2009
2010	2011	2012	2013	2014	2015	2016	2017	2018	2019
2020	2021	2022	2023	2024	2025	2026	2027	2028	2029

No.	Name	Label	Survey period	Survey frequency					
3.148)	vg_credityes	credit agreement signed	East and West 06/2016	once					
Wording of question									
<p>06/2016</p> <p>Have you signed one or more credit agreements with banks during the last 12 months? (e.g. new credits, debt restructuring or prolongation of a credit/ line of credit)</p> <p>Yes:</p> <table border="1"> <tr> <td>[1] amount and conditions as expected</td> </tr> <tr> <td>[2] amount as expected, worse conditions</td> </tr> <tr> <td>[3] conditions as expected, lower amount</td> </tr> <tr> <td>[4] lower amount and worse conditions than expected</td> </tr> </table>				[1] amount and conditions as expected	[2] amount as expected, worse conditions	[3] conditions as expected, lower amount	[4] lower amount and worse conditions than expected	Further information	
[1] amount and conditions as expected									
[2] amount as expected, worse conditions									
[3] conditions as expected, lower amount									
[4] lower amount and worse conditions than expected									
Time span of variable									
1980	1981	1982	1983	1984	1985	1986	1987	1988	1989
1990	1991	1992	1993	1994	1995	1996	1997	1998	1999
2000	2001	2002	2003	2004	2005	2006	2007	2008	2009
2010	2011	2012	2013	2014	2015	2016	2017	2018	2019
2020	2021	2022	2023	2024	2025	2026	2027	2028	2029

No.	Name	Label	Survey period	Survey frequency				
3.149)	vg_creditno	credit agreement not signed	East and West 06/2016	once				
Wording of question								
<p>06/2016</p> <p>Have you signed one or more credit agreements with banks during the last 12 months? (e.g. new credits, debt restructuring or prolongation of a credit/ line of credit)</p> <p>no, because:</p> <table border="1"> <tr> <td>[1] no need</td> </tr> <tr> <td>[2] unacceptable terms</td> </tr> <tr> <td>[3] denied by banks</td> </tr> <tr> <td>[4] no realistic prospect of a credit</td> </tr> </table>				[1] no need	[2] unacceptable terms	[3] denied by banks	[4] no realistic prospect of a credit	Further information
[1] no need								
[2] unacceptable terms								
[3] denied by banks								
[4] no realistic prospect of a credit								

Time span of variable									
1980	1981	1982	1983	1984	1985	1986	1987	1988	1989
1990	1991	1992	1993	1994	1995	1996	1997	1998	1999
2000	2001	2002	2003	2004	2005	2006	2007	2008	2009
2010	2011	2012	2013	2014	2015	2016	2017	2018	2019
2020	2021	2022	2023	2024	2025	2026	2027	2028	2029

No.	Name	Label	Survey period	Survey frequency
3.150)	vg_credituse1	financing of ongoing operating resources	East and West 06/2016	once

Wording of question

06/2016	Further information
What was the usage of your last negotiated credit? <div style="border: 1px solid black; padding: 5px; display: inline-block;"> financing of ongoing operating resources [1] </div>	

Time span of variable

1980	1981	1982	1983	1984	1985	1986	1987	1988	1989
1990	1991	1992	1993	1994	1995	1996	1997	1998	1999
2000	2001	2002	2003	2004	2005	2006	2007	2008	2009
2010	2011	2012	2013	2014	2015	2016	2017	2018	2019
2020	2021	2022	2023	2024	2025	2026	2027	2028	2029

No.	Name	Label	Survey period	Survey frequency
3.151)	vg_credituse2	financing of an investment	East and West 06/2016	once

Wording of question

06/2016	Further information
What was the usage of your last negotiated credit? <div style="border: 1px solid black; padding: 5px; display: inline-block;"> financing of an investment [1] </div>	

Time span of variable

1980	1981	1982	1983	1984	1985	1986	1987	1988	1989
1990	1991	1992	1993	1994	1995	1996	1997	1998	1999
2000	2001	2002	2003	2004	2005	2006	2007	2008	2009
2010	2011	2012	2013	2014	2015	2016	2017	2018	2019
2020	2021	2022	2023	2024	2025	2026	2027	2028	2029

No.	Name	Label	Survey period	Survey frequency
3.152)	vg_credituse3	other financing	East and West 06/2016	once

Wording of question

06/2016	Further information
<p>What was the usage of your last negotiated credit?</p> <p>others <input type="text"/> [1]</p>	

Time span of variable

1980	1981	1982	1983	1984	1985	1986	1987	1988	1989
1990	1991	1992	1993	1994	1995	1996	1997	1998	1999
2000	2001	2002	2003	2004	2005	2006	2007	2008	2009
2010	2011	2012	2013	2014	2015	2016	2017	2018	2019
						WEST			
						EAST			
2020	2021	2022	2023	2024	2025	2026	2027	2028	2029

No.	Name	Label	Survey period	Survey frequency
3.153)	vg_brexit	expected impact from brexit	East and West 06/2016	once

Wording of question

06/2016	Further information
<p>What impact for your company do you expect from a possible Brexit?</p> <p>positive [1] <input type="text"/></p> <p>negative [2] <input type="text"/></p> <p>none [3] <input type="text"/></p>	online only

Time span of variable

1980	1981	1982	1983	1984	1985	1986	1987	1988	1989
1990	1991	1992	1993	1994	1995	1996	1997	1998	1999
2000	2001	2002	2003	2004	2005	2006	2007	2008	2009
2010	2011	2012	2013	2014	2015	2016	2017	2018	2019
						WEST			
						EAST			
2020	2021	2022	2023	2024	2025	2026	2027	2028	2029

No.	Name	Label	Survey period	Survey frequency
3.154)	vg_midmanager	mid tier: more than 4 managers	East and West 08/2016	once

Wording of question

08/2016	Further information
<p>mid tier</p> <p>Does your company have more than 4 managers?</p> <p>yes [1] <input type="text"/> no [2] <input type="text"/></p>	

Time span of variable

1980	1981	1982	1983	1984	1985	1986	1987	1988	1989

1990	1991	1992	1993	1994	1995	1996	1997	1998	1999
2000	2001	2002	2003	2004	2005	2006	2007	2008	2009
2010	2011	2012	2013	2014	2015	2016	2017	2018	2019
2020	2021	2022	2023	2024	2025	2026	2027	2028	2029

No.	Name	Label	Survey period	Survey frequency
-----	------	-------	---------------	------------------

3.155) **vg_midmanshare** mid tier: at least one manager has shares East and West 08/2016 once

Wording of question

08/2016 mid tier Does at least one of your managers hold shares of your company yes [1] <input type="text"/> no [2] <input type="text"/>	Further information
--	---------------------

Time span of variable

1980	1981	1982	1983	1984	1985	1986	1987	1988	1989
1990	1991	1992	1993	1994	1995	1996	1997	1998	1999
2000	2001	2002	2003	2004	2005	2006	2007	2008	2009
2010	2011	2012	2013	2014	2015	2016	2017	2018	2019
2020	2021	2022	2023	2024	2025	2026	2027	2028	2029

No.	Name	Label	Survey period	Survey frequency
-----	------	-------	---------------	------------------

3.156) **vg_midyes** mid tier: company rated as mid tier East and West 08/2016 once

Wording of question

08/2016 mid tier Would you rate your company as a "mid tier" company? yes [1] <input type="text"/> no [2] <input type="text"/>	Further information
--	---------------------

Time span of variable

1980	1981	1982	1983	1984	1985	1986	1987	1988	1989
1990	1991	1992	1993	1994	1995	1996	1997	1998	1999
2000	2001	2002	2003	2004	2005	2006	2007	2008	2009
2010	2011	2012	2013	2014	2015	2016	2017	2018	2019
2020	2021	2022	2023	2024	2025	2026	2027	2028	2029

No.	Name	Label	Survey period	Survey frequency
-----	------	-------	---------------	------------------

3.157) **vg_usgov_exp_1** new US government: expect new customs East and West 02/2017 once

Wording of question

	Further information
--	---------------------

02/2017

Special question regarding US trade policy

The new US government announced a more protective trade policy.

1. We expect that...
(multiple answers possible)

new customs will be levied	[1]
----------------------------	-----

Time span of variable

1980	1981	1982	1983	1984	1985	1986	1987	1988	1989
1990	1991	1992	1993	1994	1995	1996	1997	1998	1999
2000	2001	2002	2003	2004	2005	2006	2007	2008	2009
2010	2011	2012	2013	2014	2015	2016	2017	2018	2019
2020	2021	2022	2023	2024	2025	2026	2027	2028	2029

No.	Name	Label	Survey period	Survey frequency
3.158)	vg_usgov_exp_2	new US government: expect increased customs	East and West 02/2017	once

Wording of question

02/2017

Special question regarding US trade policy

The new US government announced a more protective trade policy.

1. We expect that...
(multiple answers possible)

existing customs charges will be increased	[1]
--	-----

Further information

Time span of variable

1980	1981	1982	1983	1984	1985	1986	1987	1988	1989
1990	1991	1992	1993	1994	1995	1996	1997	1998	1999
2000	2001	2002	2003	2004	2005	2006	2007	2008	2009
2010	2011	2012	2013	2014	2015	2016	2017	2018	2019
2020	2021	2022	2023	2024	2025	2026	2027	2028	2029

No.	Name	Label	Survey period	Survey frequency
3.159)	vg_usgov_exp_3	new US government: expect other barriers	East and West 02/2017	once

Wording of question

02/2017

Special question regarding US trade policy

The new US government announced a more protective trade policy.

1. We expect that...
(multiple answers possible)

other trade barriers will be levied	[1]
-------------------------------------	-----

Further information

Time span of variable

1980	1981	1982	1983	1984	1985	1986	1987	1988	1989
------	------	------	------	------	------	------	------	------	------

1990	1991	1992	1993	1994	1995	1996	1997	1998	1999
2000	2001	2002	2003	2004	2005	2006	2007	2008	2009
2010	2011	2012	2013	2014	2015	2016	2017	2018	2019
2020	2021	2022	2023	2024	2025	2026	2027	2028	2029

No.	Name	Label	Survey period	Survey frequency
3.160)	vg_usgov_exp_4	new US government: expect no change	East and West 02/2017	once

Wording of question

02/2017	Further information
<p>Special question regarding US trade policy</p> <p>The new US government announced a more protective trade policy.</p> <p>1. We expect that... (multiple answers possible)</p> <p>there will be no changes [1]</p>	

Time span of variable

1980	1981	1982	1983	1984	1985	1986	1987	1988	1989
1990	1991	1992	1993	1994	1995	1996	1997	1998	1999
2000	2001	2002	2003	2004	2005	2006	2007	2008	2009
2010	2011	2012	2013	2014	2015	2016	2017	2018	2019
2020	2021	2022	2023	2024	2025	2026	2027	2028	2029

No.	Name	Label	Survey period	Survey frequency
3.161)	vg_usgov_inf_1	new US government influence: more production	East and West 02/2017	once

Wording of question

02/2017	Further information
<p>Special question regarding US trade policy</p> <p>The new US government announced a more protective trade policy.</p> <p>2. What will be the influence of this on your business in the USA? (multiple answers possible)</p> <p>Our company will produce (more) in the USA [1]</p>	

Time span of variable

1980	1981	1982	1983	1984	1985	1986	1987	1988	1989
1990	1991	1992	1993	1994	1995	1996	1997	1998	1999
2000	2001	2002	2003	2004	2005	2006	2007	2008	2009
2010	2011	2012	2013	2014	2015	2016	2017	2018	2019
2020	2021	2022	2023	2024	2025	2026	2027	2028	2029

No.	Name	Label	Survey period	Survey frequency					
3.162)	vg_usgov_inf_2	new US government influence: opening of new branches	East and West 02/2017	once					
Wording of question									
<p>02/2017</p> <p>Special question regarding US trade policy</p> <p>The new US government announced a more protective trade policy.</p> <p>2. What will be the influence of this on your business in the USA? (multiple answers possible)</p> <p>A new branch will be opened in the USA [1]</p>				Further information					
Time span of variable									
1980	1981	1982	1983	1984	1985	1986	1987	1988	1989
1990	1991	1992	1993	1994	1995	1996	1997	1998	1999
2000	2001	2002	2003	2004	2005	2006	2007	2008	2009
2010	2011	2012	2013	2014	2015	2016	2017	2018	2019
2020	2021	2022	2023	2024	2025	2026	2027	2028	2029

No.	Name	Label	Survey period	Survey frequency					
3.163)	vg_usgov_inf_3	new US government influence: no US exports	East and West 02/2017	once					
Wording of question									
<p>02/2017</p> <p>Special question regarding US trade policy</p> <p>The new US government announced a more protective trade policy.</p> <p>2. What will be the influence of this on your business in the USA? (multiple answers possible)</p> <p>We do not export to the USA [1]</p>				Further information					
Time span of variable									
1980	1981	1982	1983	1984	1985	1986	1987	1988	1989
1990	1991	1992	1993	1994	1995	1996	1997	1998	1999
2000	2001	2002	2003	2004	2005	2006	2007	2008	2009
2010	2011	2012	2013	2014	2015	2016	2017	2018	2019
2020	2021	2022	2023	2024	2025	2026	2027	2028	2029

No.	Name	Label	Survey period	Survey frequency
3.164)	vg_usgov_rev	new US government: revenue expectations	East and West 02/2017	once
Wording of question				
<p>02/2017</p> <p>Special question regarding US trade policy</p> <p>The new US government announced a more protective trade policy.</p> <p>3. The revenues from the US-business of our company will therefore presumably</p> <p>[1] increase</p>				Further information

<input type="checkbox"/> [2] stay the same <input type="checkbox"/> [3] decrease									
Time span of variable									
1980	1981	1982	1983	1984	1985	1986	1987	1988	1989
1990	1991	1992	1993	1994	1995	1996	1997	1998	1999
2000	2001	2002	2003	2004	2005	2006	2007	2008	2009
2010	2011	2012	2013	2014	2015	2016	2017	2018	2019
2020	2021	2022	2023	2024	2025	2026	2027	2028	2029

No.	Name	Label	Survey period	Survey frequency
3.165)	vg_usgov_dest	new US government: importance as destination	East and West 02/2017	once

Wording of question

02/2017	Further information								
Importance of the USA as trading partner Currently, as ... the USA are [...] to us destination of our exports <input type="checkbox"/> [1] very important <input type="checkbox"/> [2] important <input type="checkbox"/> [3] unimportant									
Time span of variable									
1980	1981	1982	1983	1984	1985	1986	1987	1988	1989
1990	1991	1992	1993	1994	1995	1996	1997	1998	1999
2000	2001	2002	2003	2004	2005	2006	2007	2008	2009
2010	2011	2012	2013	2014	2015	2016	2017	2018	2019
2020	2021	2022	2023	2024	2025	2026	2027	2028	2029

No.	Name	Label	Survey period	Survey frequency
3.166)	vg_usgov_orig	new US government: importance as origin	East and West 02/2017	once

Wording of question

02/2017	Further information								
Importance of the USA as trading partner Currently, as ... the USA are [...] to us origin of our imports <input type="checkbox"/> [1] very important <input type="checkbox"/> [2] important <input type="checkbox"/> [3] unimportant									
Time span of variable									
1980	1981	1982	1983	1984	1985	1986	1987	1988	1989
1990	1991	1992	1993	1994	1995	1996	1997	1998	1999

2000	2001	2002	2003	2004	2005	2006	2007	2008	2009
2010	2011	2012	2013	2014	2015	2016	2017	2018	2019
2020	2021	2022	2023	2024	2025	2026	2027	2028	2029

No.	Name	Label	Survey period	Survey frequency
3.167)	vg_usgov_prod	new US government: importance as production location	East and West 02/2017	once

Wording of question

<p>02/2017</p> <p>Importance of the USA as trading partner</p> <p>Currently, as ... the USA are [...] to us</p> <p>production location</p> <p><input type="text"/> [1] very important</p> <p><input type="text"/> [2] important</p> <p><input type="text"/> [3] unimportant</p>	Further information
--	---------------------

Time span of variable

1980	1981	1982	1983	1984	1985	1986	1987	1988	1989
1990	1991	1992	1993	1994	1995	1996	1997	1998	1999
2000	2001	2002	2003	2004	2005	2006	2007	2008	2009
2010	2011	2012	2013	2014	2015	2016	2017	2018	2019
2020	2021	2022	2023	2024	2025	2026	2027	2028	2029

No.	Name	Label	Survey period	Survey frequency
3.168)	vg_credit2_1	credit seeking	East and West since 03/2017	March, June, September, December

Wording of question

<p>03/2017</p> <p>credit allocation</p> <p>We had credit talks with banks during the last 3 months</p> <p><input type="text"/> [1] yes <input type="text"/> [2] no</p>	Further information
---	---------------------

Time span of variable

1980	1981	1982	1983	1984	1985	1986	1987	1988	1989
1990	1991	1992	1993	1994	1995	1996	1997	1998	1999
2000	2001	2002	2003	2004	2005	2006	2007	2008	2009
2010	2011	2012	2013	2014	2015	2016	2017	2018	2019
2020	2021	2022	2023	2024	2025	2026	2027	2028	2029

No.	Name	Label	Survey period	Survey frequency
-----	------	-------	---------------	------------------

Wording of question

<p>03/2017 - 06/2018</p> <p>credit allocation We had credit talks with banks during the last 3 months</p> <p><input checked="" type="checkbox"/> yes</p> <p>Banks behaved ... in these</p> <p><input type="checkbox"/> [1] accomodating</p> <p><input type="checkbox"/> [2] normal</p> <p><input type="checkbox"/> [3] reserved</p>	Further information
<p>Since 09/2018</p> <p>credit allocation We had credit talks with banks during the last 3 months</p> <p>If yes, Banks behaved ... in these</p> <p><input type="checkbox"/> [1] accomodating</p> <p><input type="checkbox"/> [2] normal</p> <p><input type="checkbox"/> [3] reserved</p>	

Time span of variable

1980	1981	1982	1983	1984	1985	1986	1987	1988	1989
1990	1991	1992	1993	1994	1995	1996	1997	1998	1999
2000	2001	2002	2003	2004	2005	2006	2007	2008	2009
2010	2011	2012	2013	2014	2015	2016	2017	2018	2019
							WEST		
							EAST		
2020	2021	2022	2023	2024	2025	2026	2027	2028	2029

No.	Name	Label	Survey period	Survey frequency
-----	------	-------	---------------	------------------

Wording of question

<p>03/2017 - 06/2018</p> <p>credit allocation We had credit talks with banks during the last 3 months</p> <p><input checked="" type="checkbox"/> no</p> <p><input type="checkbox"/> [1] no need</p> <p><input type="checkbox"/> [2] other reasons</p>	Further information
<p>Since 09/2018</p> <p>credit allocation We had credit talks with banks during the last 3 months</p> <p>If no:</p> <p><input type="checkbox"/> [1] no need</p> <p><input type="checkbox"/> [2] other reasons</p>	

Time span of variable

1980	1981	1982	1983	1984	1985	1986	1987	1988	1989
1990	1991	1992	1993	1994	1995	1996	1997	1998	1999
2000	2001	2002	2003	2004	2005	2006	2007	2008	2009
2010	2011	2012	2013	2014	2015	2016	2017	2018	2019
							WEST		
							EAST		
2020	2021	2022	2023	2024	2025	2026	2027	2028	2029

--	--	--	--	--	--	--

No.	Name	Label	Survey period	Survey frequency
-----	------	-------	---------------	------------------

3.171)	vg_negint	confronted with negative interest rates	East and West since 06/2017	once
--------	-----------	---	-----------------------------	------

Wording of question

<p>Jun 17</p> <p>Have you faced negative interest rates on capital contribution by at least one of your banks?</p> <table border="1" style="margin-left: auto; margin-right: auto;"> <tr> <td>Yes [1]</td> <td>No [2]</td> </tr> </table>	Yes [1]	No [2]	<p>Further information</p> <p>online only</p>
Yes [1]	No [2]		

Time span of variable

2010	2011	2012	2013	2014	2015	2016	2017	2018	2019
							WEST		
							EAST		
2020	2021	2022	2023	2024	2025	2026	2027	2028	2029

No.	Name	Label	Survey period	Survey frequency
-----	------	-------	---------------	------------------

3.172)	vg_negint_noact	negative interest actions: none	East and West since 06/2017	once
--------	-----------------	---------------------------------	-----------------------------	------

Wording of question

<p>Jun 17</p> <p>Have you faced negative interest rates on capital contribution by at least one of your banks?</p> <p>If Yes</p> <p>Which arrangements did you choose, to avoid payments of negative interest rates?</p> <table border="1" style="margin-left: auto; margin-right: auto;"> <tr> <td>na arrangements - negative interest rate accepted</td> <td>Yes [1]</td> </tr> </table>	na arrangements - negative interest rate accepted	Yes [1]	<p>Further information</p> <p>multiple nominations are possible</p> <p>online only</p>
na arrangements - negative interest rate accepted	Yes [1]		

Time span of variable

2010	2011	2012	2013	2014	2015	2016	2017	2018	2019
							WEST		
							EAST		
2020	2021	2022	2023	2024	2025	2026	2027	2028	2029

No.	Name	Label	Survey period	Survey frequency
-----	------	-------	---------------	------------------

3.173)	vg_negint_agree	negative interest actions: bank agreements	East and West since 06/2017	once
--------	-----------------	--	-----------------------------	------

Wording of question

<p>Jun 17</p> <p>Have you faced negative interest rates on capital contribution by at least one of your banks?</p> <p>If Yes</p> <p>Which arrangements did you choose, to avoid payments of negative interest rates?</p> <table border="1" style="margin-left: auto; margin-right: auto;"> <tr> <td>Negoation with bank</td> <td>Yes [1]</td> </tr> </table>	Negoation with bank	Yes [1]	<p>Further information</p> <p>multiple nominations are possible</p> <p>online only</p>
Negoation with bank	Yes [1]		

Time span of variable

2010	2011	2012	2013	2014	2015	2016	2017	2018	2019
							WEST		
							EAST		
2020	2021	2022	2023	2024	2025	2026	2027	2028	2029

No.	Name	Label	Survey period	Survey frequency
-----	------	-------	---------------	------------------

3.174)	vg_negint_change	negative interest actions: change of bank	East and West since 06/2017	once
--------	------------------	---	-----------------------------	------

Wording of question

<p>Jun 17</p> <p>Have you faced negative interest rates on capital contribution by at least one of your banks?</p> <p>If Yes</p> <p>Which arrangements did you choose, to avoid payments of negative interest rates?</p> <table border="1" style="margin-left: 20px;"> <tr> <td style="width: 150px;">Change to another bank, which does not require negative interest rates (yet)</td> <td>Yes [1]</td> </tr> </table>	Change to another bank, which does not require negative interest rates (yet)	Yes [1]	<p>Further information</p> <p>multiple nominations are possible</p> <p>online only</p>																																						
Change to another bank, which does not require negative interest rates (yet)	Yes [1]																																								
<p>Time span of variable</p> <table border="1" style="width: 100%; text-align: center;"> <tr> <td>2010</td><td>2011</td><td>2012</td><td>2013</td><td>2014</td><td>2015</td><td>2016</td><td>2017</td><td>2018</td><td>2019</td> </tr> <tr> <td style="background-color: #e0e0e0;"></td><td style="background-color: #e0e0e0;"></td><td style="background-color: #e0e0e0;"></td><td style="background-color: #e0e0e0;"></td><td style="background-color: #e0e0e0;"></td><td style="background-color: #e0e0e0;"></td><td style="background-color: #e0e0e0;"></td><td style="background-color: #e0e0e0;"></td><td style="background-color: #e0e0e0;"></td><td style="background-color: #e0e0e0;"></td> </tr> <tr> <td>2020</td><td>2021</td><td>2022</td><td>2023</td><td>2024</td><td>2025</td><td>2026</td><td>2027</td><td>2028</td><td>2029</td> </tr> <tr> <td style="background-color: #e0e0e0;"></td><td style="background-color: #e0e0e0;"></td><td style="background-color: #e0e0e0;"></td><td style="background-color: #e0e0e0;"></td><td style="background-color: #e0e0e0;"></td><td style="background-color: #e0e0e0;"></td><td style="background-color: #e0e0e0;"></td><td style="background-color: #e0e0e0;"></td><td style="background-color: #e0e0e0;"></td><td style="background-color: #e0e0e0;"></td> </tr> </table>		2010	2011	2012	2013	2014	2015	2016	2017	2018	2019											2020	2021	2022	2023	2024	2025	2026	2027	2028	2029										
2010	2011	2012	2013	2014	2015	2016	2017	2018	2019																																
2020	2021	2022	2023	2024	2025	2026	2027	2028	2029																																

No.	Name	Label	Survey period	Survey frequency
3.175)	vg_negint_inc	negative interest actions: increase of cash	East and West since 06/2017	once

Wording of question

<p>Jun 17</p> <p>Have you faced negative interest rates on capital contribution by at least one of your banks?</p> <p>If Yes</p> <p>Which arrangements did you choose, to avoid payments of negative interest rates?</p> <table border="1" style="margin-left: 20px;"> <tr> <td style="width: 150px;">Higher cash ratio</td> <td>Yes [1]</td> </tr> </table>	Higher cash ratio	Yes [1]	<p>Further information</p> <p>multiple nominations are possible</p> <p>online only</p>																																						
Higher cash ratio	Yes [1]																																								
<p>Time span of variable</p> <table border="1" style="width: 100%; text-align: center;"> <tr> <td>2010</td><td>2011</td><td>2012</td><td>2013</td><td>2014</td><td>2015</td><td>2016</td><td>2017</td><td>2018</td><td>2019</td> </tr> <tr> <td style="background-color: #e0e0e0;"></td><td style="background-color: #e0e0e0;"></td><td style="background-color: #e0e0e0;"></td><td style="background-color: #e0e0e0;"></td><td style="background-color: #e0e0e0;"></td><td style="background-color: #e0e0e0;"></td><td style="background-color: #e0e0e0;"></td><td style="background-color: #e0e0e0;"></td><td style="background-color: #e0e0e0;"></td><td style="background-color: #e0e0e0;"></td> </tr> <tr> <td>2020</td><td>2021</td><td>2022</td><td>2023</td><td>2024</td><td>2025</td><td>2026</td><td>2027</td><td>2028</td><td>2029</td> </tr> <tr> <td style="background-color: #e0e0e0;"></td><td style="background-color: #e0e0e0;"></td><td style="background-color: #e0e0e0;"></td><td style="background-color: #e0e0e0;"></td><td style="background-color: #e0e0e0;"></td><td style="background-color: #e0e0e0;"></td><td style="background-color: #e0e0e0;"></td><td style="background-color: #e0e0e0;"></td><td style="background-color: #e0e0e0;"></td><td style="background-color: #e0e0e0;"></td> </tr> </table>		2010	2011	2012	2013	2014	2015	2016	2017	2018	2019											2020	2021	2022	2023	2024	2025	2026	2027	2028	2029										
2010	2011	2012	2013	2014	2015	2016	2017	2018	2019																																
2020	2021	2022	2023	2024	2025	2026	2027	2028	2029																																

No.	Name	Label	Survey period	Survey frequency
3.176)	vg_negint_redas	negative interest actions: redeployment in other financial assets and settlement of	East and West since 06/2017	once

Wording of question

<p>Jun 17</p> <p>Have you faced negative interest rates on capital contribution by at least one of your banks?</p> <p>If Yes</p> <p>Which arrangements did you choose, to avoid payments of negative interest rates?</p> <table border="1" style="margin-left: 20px;"> <tr> <td style="width: 150px;">Shift to other financial assets and prepayment credit</td> <td>Yes [1]</td> </tr> </table>	Shift to other financial assets and prepayment credit	Yes [1]	<p>Further information</p> <p>multiple nominations are possible</p> <p>online only</p>																																						
Shift to other financial assets and prepayment credit	Yes [1]																																								
<p>Time span of variable</p> <table border="1" style="width: 100%; text-align: center;"> <tr> <td>2010</td><td>2011</td><td>2012</td><td>2013</td><td>2014</td><td>2015</td><td>2016</td><td>2017</td><td>2018</td><td>2019</td> </tr> <tr> <td style="background-color: #e0e0e0;"></td><td style="background-color: #e0e0e0;"></td><td style="background-color: #e0e0e0;"></td><td style="background-color: #e0e0e0;"></td><td style="background-color: #e0e0e0;"></td><td style="background-color: #e0e0e0;"></td><td style="background-color: #e0e0e0;"></td><td style="background-color: #e0e0e0;"></td><td style="background-color: #e0e0e0;"></td><td style="background-color: #e0e0e0;"></td> </tr> <tr> <td>2020</td><td>2021</td><td>2022</td><td>2023</td><td>2024</td><td>2025</td><td>2026</td><td>2027</td><td>2028</td><td>2029</td> </tr> <tr> <td style="background-color: #e0e0e0;"></td><td style="background-color: #e0e0e0;"></td><td style="background-color: #e0e0e0;"></td><td style="background-color: #e0e0e0;"></td><td style="background-color: #e0e0e0;"></td><td style="background-color: #e0e0e0;"></td><td style="background-color: #e0e0e0;"></td><td style="background-color: #e0e0e0;"></td><td style="background-color: #e0e0e0;"></td><td style="background-color: #e0e0e0;"></td> </tr> </table>		2010	2011	2012	2013	2014	2015	2016	2017	2018	2019											2020	2021	2022	2023	2024	2025	2026	2027	2028	2029										
2010	2011	2012	2013	2014	2015	2016	2017	2018	2019																																
2020	2021	2022	2023	2024	2025	2026	2027	2028	2029																																

No.	Name	Label	Survey period	Survey frequency
3.177)	vg_negint_redasint	negative interest actions: redeployment of assets within company	East and West since 06/2017	once

Wording of question

<p>Jun 17</p> <p>Have you faced negative interest rates on capital contribution by at least one of your banks?</p>	<p>Further information</p> <p>multiple nominations are possible</p>
--	---

If Yes

Which arrangements did you choose, to avoid payments of negative interest rates?

Rearrangements of funds to other segments of the company	Yes [1]
--	---------

online only

Time span of variable

2010	2011	2012	2013	2014	2015	2016	2017	2018	2019
							WEST		
							EAST		
2020	2021	2022	2023	2024	2025	2026	2027	2028	2029

No.	Name	Label	Survey period	Survey frequency
3.178)	vg_negint_inv	negative interest actions: investing or preponing (additional) investments	East and West since 06/2017	once

Wording of question

Jun 17

Have you faced negative interest rates on capital contribution by at least one of your banks?

If Yes

Which arrangements did you choose, to avoid payments of negative interest rates?

(Early) conducting (additional) investments	Yes [1]
---	---------

Further information

multiple nominations are possible

online only

Time span of variable

2010	2011	2012	2013	2014	2015	2016	2017	2018	2019
							WEST		
							EAST		
2020	2021	2022	2023	2024	2025	2026	2027	2028	2029

No.	Name	Label	Survey period	Survey frequency
3.179)	vg_negint_oth	negative interest actions: other	East and West since 06/2017	once

Wording of question

Jun 17

Have you faced negative interest rates on capital contribution by at least one of your banks?

If Yes

Which arrangements did you choose, to avoid payments of negative interest rates?

Other: please specify	Yes [1]
-----------------------	---------

Further information

multiple nominations are possible

online only

Time span of variable

2010	2011	2012	2013	2014	2015	2016	2017	2018	2019
							WEST		
							EAST		
2020	2021	2022	2023	2024	2025	2026	2027	2028	2029

No.	Name	Label	Survey period	Survey frequency
3.180)	vg_negint_burden	burden of negative interest rates on profit situation	East and West since 06/2017	once

Wording of question

Jun 17

Negative interest rates have a negative impact on our revenues

highly	significantly	negligible or
--------	---------------	---------------

Further information

online only

significantly significant [1]	significantly [2]	significantly or not at all [3]

Time span of variable

2010	2011	2012	2013	2014	2015	2016	2017	2018	2019
							WEST EAST		
2020	2021	2022	2023	2024	2025	2026	2027	2028	2029

No.	Name	Label	Survey period	Survey frequency
3.181)	vg_negint_banks	number of relationship banks	East and West since 06/2017	once

Wording of question

Jun 17	Further information												
<p>How many main banks do you use?</p> <p>If No</p> <p>How many banks do you name your main bank?</p> <table border="1"> <thead> <tr> <th>0 [0]</th> <th>1 [1]</th> <th>2 [2]</th> <th>3 [3]</th> <th>4 [4]</th> <th>More than 4 [5]</th> </tr> </thead> <tbody> <tr> <td></td> <td></td> <td></td> <td></td> <td></td> <td></td> </tr> </tbody> </table>	0 [0]	1 [1]	2 [2]	3 [3]	4 [4]	More than 4 [5]							<p>online only</p>
0 [0]	1 [1]	2 [2]	3 [3]	4 [4]	More than 4 [5]								

Time span of variable

2010	2011	2012	2013	2014	2015	2016	2017	2018	2019
							WEST EAST		
2020	2021	2022	2023	2024	2025	2026	2027	2028	2029

No.	Name	Label	Survey period	Survey frequency
3.182)	vg_mercoex	export to Mercosur area	West and East since 8/2017	once

Wording of question

Aug 17	Further information				
<p>Free trade agreement with Mercosur The members of this tariff union (mercosur) are Argentina, Brazil, Paraguay and Uruguay.</p> <p>1.a) Does your company export in the mercosur area?</p> <table border="1"> <thead> <tr> <th>Yes [1]</th> <th>No [2]</th> </tr> </thead> <tbody> <tr> <td></td> <td></td> </tr> </tbody> </table>	Yes [1]	No [2]			
Yes [1]	No [2]				

Time span of variable

2010	2011	2012	2013	2014	2015	2016	2017	2018	2019
							WEST EAST		
2020	2021	2022	2023	2024	2025	2026	2027	2028	2029

No.	Name	Label	Survey period	Survey frequency
3.183)	vg_mercoex_tariffs	export to Mercosur area if: trade tariffs decrease	West and East since 8/2017	once

Wording of question

Aug 17	Further information		
<p>Free trade agreement with Mercosur The members of this tariff union (mercosur) are Argentina, Brazil, Paraguay and Uruguay.</p> <p>1.b) In the medium term our company will start to export/expand the exports into the mercosur area, if trade tariffs decrease.</p> <table border="1"> <thead> <tr> <th>Yes [1]</th> </tr> </thead> <tbody> <tr> <td></td> </tr> </tbody> </table>	Yes [1]		
Yes [1]			

Time span of variable

2010	2011	2012	2013	2014	2015	2016	2017	2018	2019

							WEST			
							EAST			
2020	2021	2022	2023	2024	2025	2026	2027	2028	2029	

No.	Name	Label	Survey period	Survey frequency
-----	------	-------	---------------	------------------

3.184)	vg_mercoex_transco	export to Mercosur area if: transport costs decrease	West and East since 8/2017	once
--------	--------------------	--	----------------------------	------

Wording of question

<p>Aug 17</p> <p>Free trade agreement with Mercosur The members of this tariff union (mercosur) are Argentina, Brazil, Paraguay and Uruguay.</p> <p>1.b) In the medium term our company will start to export/expand the exports into the mercosur area, if</p> <table border="1" style="margin-left: auto; margin-right: auto;"> <tr> <td>transport costs decrease (e.g. because of insurance).</td> <td>Yes [1]</td> </tr> <tr> <td></td> <td></td> </tr> </table>	transport costs decrease (e.g. because of insurance).	Yes [1]			Further information
transport costs decrease (e.g. because of insurance).	Yes [1]				

Time span of variable

							WEST			
							EAST			
2010	2011	2012	2013	2014	2015	2016	2017	2018	2019	
2020	2021	2022	2023	2024	2025	2026	2027	2028	2029	

No.	Name	Label	Survey period	Survey frequency
-----	------	-------	---------------	------------------

3.185)	vg_mercoex_techsta	export to Mercosur area if: technical standards equalized	West and East since 8/2017	once
--------	--------------------	---	----------------------------	------

Wording of question

<p>Aug 17</p> <p>Free trade agreement with Mercosur The members of this tariff union (mercosur) are Argentina, Brazil, Paraguay and Uruguay.</p> <p>1.b) In the medium term our company will start to export/expand the exports into the mercosur area, if</p> <table border="1" style="margin-left: auto; margin-right: auto;"> <tr> <td>technical standards get equalized.</td> <td>Yes [1]</td> </tr> <tr> <td></td> <td></td> </tr> </table>	technical standards get equalized.	Yes [1]			Further information
technical standards get equalized.	Yes [1]				

Time span of variable

							WEST			
							EAST			
2010	2011	2012	2013	2014	2015	2016	2017	2018	2019	
2020	2021	2022	2023	2024	2025	2026	2027	2028	2029	

No.	Name	Label	Survey period	Survey frequency
-----	------	-------	---------------	------------------

3.186)	vg_mercoex_admin	export to Mercosur area if administrative obstacles disappear	West and East since 8/2017	once
--------	------------------	---	----------------------------	------

Wording of question

<p>Aug 17</p> <p>Free trade agreement with Mercosur The members of this tariff union (mercosur) are Argentina, Brazil, Paraguay and Uruguay.</p> <p>1.b) In the medium term our company will start to export/expand the exports into the mercosur area, if</p> <table border="1" style="margin-left: auto; margin-right: auto;"> <tr> <td>administrative obstacles disappear (e.g. certificate and licences).</td> <td>Yes [1]</td> </tr> <tr> <td></td> <td></td> </tr> </table>	administrative obstacles disappear (e.g. certificate and licences).	Yes [1]			Further information
administrative obstacles disappear (e.g. certificate and licences).	Yes [1]				

Time span of variable

							WEST			
							EAST			
2010	2011	2012	2013	2014	2015	2016	2017	2018	2019	
2020	2021	2022	2023	2024	2025	2026	2027	2028	2029	

No.	Name	Label	Survey period	Survey frequency
-----	------	-------	---------------	------------------

3.187) vg_mercoex_polrisk export to Mercosur area if: political risks decrease West and East since 8/2017 once

Wording of question

<p>Aug 17</p> <p>Free trade agreement with Mercosur The members of this tariff union (mercosur) are Argentina, Brazil, Paraguay and Uruguay.</p> <p>1.b) In the medium term our company will start to export/expand the exports into the mercosur area, if</p> <table border="1" style="margin-left: auto; margin-right: auto;"> <tr> <td style="padding: 5px;">political risks decreases there.</td> <td style="padding: 5px;">Yes [1]</td> </tr> <tr> <td style="height: 15px;"></td> <td style="height: 15px;"></td> </tr> </table>	political risks decreases there.	Yes [1]			Further information																																				
political risks decreases there.	Yes [1]																																								
<p>Time span of variable</p> <table border="1" style="width: 100%; text-align: center;"> <tr> <td>2010</td><td>2011</td><td>2012</td><td>2013</td><td>2014</td><td>2015</td><td>2016</td><td>2017</td><td>2018</td><td>2019</td> </tr> <tr> <td style="background-color: #D3D3D3;"></td><td style="background-color: #D3D3D3;"></td><td style="background-color: #D3D3D3;"></td><td style="background-color: #D3D3D3;"></td><td style="background-color: #D3D3D3;"></td><td style="background-color: #D3D3D3;"></td><td style="background-color: #D3D3D3;"></td><td style="background-color: #000080; color: white;">WEST</td><td style="background-color: #000080; color: white;">EAST</td><td style="background-color: #D3D3D3;"></td> </tr> <tr> <td>2020</td><td>2021</td><td>2022</td><td>2023</td><td>2024</td><td>2025</td><td>2026</td><td>2027</td><td>2028</td><td>2029</td> </tr> <tr> <td style="background-color: #D3D3D3;"></td><td style="background-color: #D3D3D3;"></td><td style="background-color: #D3D3D3;"></td><td style="background-color: #D3D3D3;"></td><td style="background-color: #D3D3D3;"></td><td style="background-color: #D3D3D3;"></td><td style="background-color: #D3D3D3;"></td><td style="background-color: #D3D3D3;"></td><td style="background-color: #D3D3D3;"></td><td style="background-color: #D3D3D3;"></td> </tr> </table>		2010	2011	2012	2013	2014	2015	2016	2017	2018	2019								WEST	EAST		2020	2021	2022	2023	2024	2025	2026	2027	2028	2029										
2010	2011	2012	2013	2014	2015	2016	2017	2018	2019																																
							WEST	EAST																																	
2020	2021	2022	2023	2024	2025	2026	2027	2028	2029																																

No.	Name	Label	Survey period	Survey frequency
-----	------	-------	---------------	------------------

3.188) vg_mercoex_serv export to Mercosur area if: access to service markets facilitated West and East since 8/2017 once

Wording of question

<p>Aug 17</p> <p>Free trade agreement with Mercosur The members of this tariff union (mercosur) are Argentina, Brazil, Paraguay and Uruguay.</p> <p>1.b) In the medium term our company will start to export/expand the exports into the mercosur area, if</p> <table border="1" style="margin-left: auto; margin-right: auto;"> <tr> <td style="padding: 5px;">the access to service markets gets facilitated.</td> <td style="padding: 5px;">Yes [1]</td> </tr> <tr> <td style="height: 15px;"></td> <td style="height: 15px;"></td> </tr> </table>	the access to service markets gets facilitated.	Yes [1]			Further information																																				
the access to service markets gets facilitated.	Yes [1]																																								
<p>Time span of variable</p> <table border="1" style="width: 100%; text-align: center;"> <tr> <td>2010</td><td>2011</td><td>2012</td><td>2013</td><td>2014</td><td>2015</td><td>2016</td><td>2017</td><td>2018</td><td>2019</td> </tr> <tr> <td style="background-color: #D3D3D3;"></td><td style="background-color: #D3D3D3;"></td><td style="background-color: #D3D3D3;"></td><td style="background-color: #D3D3D3;"></td><td style="background-color: #D3D3D3;"></td><td style="background-color: #D3D3D3;"></td><td style="background-color: #D3D3D3;"></td><td style="background-color: #000080; color: white;">WEST</td><td style="background-color: #000080; color: white;">EAST</td><td style="background-color: #D3D3D3;"></td> </tr> <tr> <td>2020</td><td>2021</td><td>2022</td><td>2023</td><td>2024</td><td>2025</td><td>2026</td><td>2027</td><td>2028</td><td>2029</td> </tr> <tr> <td style="background-color: #D3D3D3;"></td><td style="background-color: #D3D3D3;"></td><td style="background-color: #D3D3D3;"></td><td style="background-color: #D3D3D3;"></td><td style="background-color: #D3D3D3;"></td><td style="background-color: #D3D3D3;"></td><td style="background-color: #D3D3D3;"></td><td style="background-color: #D3D3D3;"></td><td style="background-color: #D3D3D3;"></td><td style="background-color: #D3D3D3;"></td> </tr> </table>		2010	2011	2012	2013	2014	2015	2016	2017	2018	2019								WEST	EAST		2020	2021	2022	2023	2024	2025	2026	2027	2028	2029										
2010	2011	2012	2013	2014	2015	2016	2017	2018	2019																																
							WEST	EAST																																	
2020	2021	2022	2023	2024	2025	2026	2027	2028	2029																																

No.	Name	Label	Survey period	Survey frequency
-----	------	-------	---------------	------------------

3.189) vg_mercoex_pubten export to Mercosur area if: access to public tenders facilitated West and East since 8/2017 once

Wording of question

<p>Aug 17</p> <p>Free trade agreement with Mercosur The members of this tariff union (mercosur) are Argentina, Brazil, Paraguay and Uruguay.</p> <p>1.b) In the medium term our company will start to export/expand the exports into the mercosur area, if</p> <table border="1" style="margin-left: auto; margin-right: auto;"> <tr> <td style="padding: 5px;">the access to public tenders gets facilitated.</td> <td style="padding: 5px;">Yes [1]</td> </tr> <tr> <td style="height: 15px;"></td> <td style="height: 15px;"></td> </tr> </table>	the access to public tenders gets facilitated.	Yes [1]			Further information																																				
the access to public tenders gets facilitated.	Yes [1]																																								
<p>Time span of variable</p> <table border="1" style="width: 100%; text-align: center;"> <tr> <td>2010</td><td>2011</td><td>2012</td><td>2013</td><td>2014</td><td>2015</td><td>2016</td><td>2017</td><td>2018</td><td>2019</td> </tr> <tr> <td style="background-color: #D3D3D3;"></td><td style="background-color: #D3D3D3;"></td><td style="background-color: #D3D3D3;"></td><td style="background-color: #D3D3D3;"></td><td style="background-color: #D3D3D3;"></td><td style="background-color: #D3D3D3;"></td><td style="background-color: #D3D3D3;"></td><td style="background-color: #000080; color: white;">WEST</td><td style="background-color: #000080; color: white;">EAST</td><td style="background-color: #D3D3D3;"></td> </tr> <tr> <td>2020</td><td>2021</td><td>2022</td><td>2023</td><td>2024</td><td>2025</td><td>2026</td><td>2027</td><td>2028</td><td>2029</td> </tr> <tr> <td style="background-color: #D3D3D3;"></td><td style="background-color: #D3D3D3;"></td><td style="background-color: #D3D3D3;"></td><td style="background-color: #D3D3D3;"></td><td style="background-color: #D3D3D3;"></td><td style="background-color: #D3D3D3;"></td><td style="background-color: #D3D3D3;"></td><td style="background-color: #D3D3D3;"></td><td style="background-color: #D3D3D3;"></td><td style="background-color: #D3D3D3;"></td> </tr> </table>		2010	2011	2012	2013	2014	2015	2016	2017	2018	2019								WEST	EAST		2020	2021	2022	2023	2024	2025	2026	2027	2028	2029										
2010	2011	2012	2013	2014	2015	2016	2017	2018	2019																																
							WEST	EAST																																	
2020	2021	2022	2023	2024	2025	2026	2027	2028	2029																																

No.	Name	Label	Survey period	Survey frequency
-----	------	-------	---------------	------------------

3.190) vg_mercoagree_ex If free trade agreement EU-Mercosur: export more to M. West and East since 8/2017 once

Wording of question

<p>Aug 17</p> <p>Free trade agreement with Mercosur The members of this tariff union (mercosur) are Argentina, Brazil, Paraguay and Uruguay.</p>	Further information
---	---------------------

2) In a free trade union with mercosur our company would - in the medium term -

start to export (more) in the mercosur area.	Yes [1]
--	---------

Time span of variable

2010	2011	2012	2013	2014	2015	2016	2017	2018	2019
							WEST EAST		
2020	2021	2022	2023	2024	2025	2026	2027	2028	2029

No.	Name	Label	Survey period	Survey frequency
3.191)	vg_mercoagree_im	If free trade agreement EU-Mercosur: import more from M.	West and East since 8/2017	once

Wording of question

Aug 17

Free trade agreement with Mercosur
The members of this tariff union (mercotur) are Argentina, Brazil, Paraguay and Uruguay.

2) In a free trade union with mercosur our company would - in the medium term -

start to import (more) from the mercosur area.	Yes [1]
--	---------

Further information

Time span of variable

2010	2011	2012	2013	2014	2015	2016	2017	2018	2019
							WEST EAST		
2020	2021	2022	2023	2024	2025	2026	2027	2028	2029

No.	Name	Label	Survey period	Survey frequency
3.192)	vg_mercoagree_inv	If free trade agreement EU-Mercosur: invest more in M.	West and East since 8/2017	once

Wording of question

Aug 17

Free trade agreement with Mercosur
The members of this tariff union (mercotur) are Argentina, Brazil, Paraguay and Uruguay.

2) In a free trade union with mercosur our company would - in the medium term -

invest (more) in the mercosur area.	Yes [1]
-------------------------------------	---------

Further information

Time span of variable

2010	2011	2012	2013	2014	2015	2016	2017	2018	2019
							WEST EAST		
2020	2021	2022	2023	2024	2025	2026	2027	2028	2029

No.	Name	Label	Survey period	Survey frequency
3.193)	vg_mercoagree_comp	If free trade agreement EU-Mercosur: more competition from M.	West and East since 8/2017	once

Wording of question

Aug 17

Free trade agreement with Mercosur
The members of this tariff union (mercotur) are Argentina, Brazil, Paraguay and Uruguay.

2) In a free trade union with mercosur our company would - in the medium term -

face more competition (because of companies from the mercosur area).	Yes [1]
--	---------

Further information

Time span of variable

2010	2011	2012	2013	2014	2015	2016	2017	2018	2019
							WEST EAST		
2020	2021	2022	2023	2024	2025	2026	2027	2028	2029

No.	Name	Label	Survey period	Survey frequency
3.194)	vg_mercoagree_no	If free trade agreement EU-Mercosur: no impact	West and East since 8/2017	once

Wording of question

<p>Aug 17</p> <p>Free trade agreement with Mercosur The members of this tariff union (mercosur) are Argentina, Brazil, Paraguay and Uruguay.</p> <p>2) In a free trade union with mercosur our company would - in the medium term -</p> <table border="1" style="margin-left: auto; margin-right: auto;"> <tr> <td>not be affected.</td> <td>Yes [1]</td> </tr> <tr> <td></td> <td></td> </tr> </table>	not be affected.	Yes [1]			Further information
not be affected.	Yes [1]				

Time span of variable

2010	2011	2012	2013	2014	2015	2016	2017	2018	2019
							WEST EAST		
2020	2021	2022	2023	2024	2025	2026	2027	2028	2029

No.	Name	Label	Survey period	Survey frequency
3.195)	vg_ustax_sales	tax reform: percentage sales in US	East and West since 03/2018	once

Wording of question

<p>Mrz 18</p> <p>Tax reform in the USA</p> <p>What percentage of your annual turnover comes from the USA?</p> <p>_____ %</p>	Further Information
---	---------------------

Time span of variable

1980	1981	1982	1983	1984	1985	1986	1987	1988	1989
1990	1991	1992	1993	1994	1995	1996	1997	1998	1999
2000	2001	2002	2003	2004	2005	2006	2007	2008	2009
2010	2011	2012	2013	2014	2015	2016	2017	2018	2019
								WEST EAST	
2020	2021	2022	2023	2024	2025	2026	2027	2028	2029

No.	Name	Label	Survey period	Survey frequency
3.196)	vg_ustax_competition	tax reform: competition with US-companies	East and West since 03/2018	once

Wording of question

<p>Mrz 18</p> <p>Tax reform in the USA</p> <p>How does your company compete with companies from the USA?</p> <table border="1" style="margin-left: auto; margin-right: auto;"> <tr> <td>strong [1]</td> <td>medium [2]</td> <td>weak [3]</td> <td>none [4]</td> </tr> <tr> <td></td> <td></td> <td></td> <td></td> </tr> </table>	strong [1]	medium [2]	weak [3]	none [4]					Further Information
strong [1]	medium [2]	weak [3]	none [4]						

Time span of variable

1980	1981	1982	1983	1984	1985	1986	1987	1988	1989

1990	1991	1992	1993	1994	1995	1996	1997	1998	1999
2000	2001	2002	2003	2004	2005	2006	2007	2008	2009
2010	2011	2012	2013	2014	2015	2016	2017	2018	2019
2020	2021	2022	2023	2024	2025	2026	2027	2028	2029

No.	Name	Label	Survey period	Survey frequency
3.197)	vg_ustax_shortterm	tax reform: tax burden short term	East and West since 03/2018	once

Wording of question

<p>Mrz 18</p> <p>Tax reform in the USA</p> <p>Due to the tax reform the tax burden of your company will on the</p> <table border="1"> <tr> <td>short term</td> <td>decrease [1]</td> <td>stay the same [2]</td> <td>increase [3]</td> </tr> </table>	short term	decrease [1]	stay the same [2]	increase [3]	Further information
short term	decrease [1]	stay the same [2]	increase [3]		

Time span of variable

1980	1981	1982	1983	1984	1985	1986	1987	1988	1989
1990	1991	1992	1993	1994	1995	1996	1997	1998	1999
2000	2001	2002	2003	2004	2005	2006	2007	2008	2009
2010	2011	2012	2013	2014	2015	2016	2017	2018	2019
2020	2021	2022	2023	2024	2025	2026	2027	2028	2029

No.	Name	Label	Survey period	Survey frequency
3.198)	vg_ustax_longterm	tax reform: tax burden long term	East and West since 03/2018	once

Wording of question

<p>Mrz 18</p> <p>Tax reform in the USA</p> <p>Due to the tax reform the tax burden of your company will on the</p> <table border="1"> <tr> <td>long term</td> <td>decrease [1]</td> <td>stay the same [2]</td> <td>increase [3]</td> </tr> </table>	long term	decrease [1]	stay the same [2]	increase [3]	Further information
long term	decrease [1]	stay the same [2]	increase [3]		

Time span of variable

1980	1981	1982	1983	1984	1985	1986	1987	1988	1989
1990	1991	1992	1993	1994	1995	1996	1997	1998	1999
2000	2001	2002	2003	2004	2005	2006	2007	2008	2009
2010	2011	2012	2013	2014	2015	2016	2017	2018	2019
2020	2021	2022	2023	2024	2025	2026	2027	2028	2029

--	--	--	--	--	--

No.	Name	Label	Survey period	Survey frequency
-----	------	-------	---------------	------------------

3.199)	vg_ustax_export	tax reform: reaction export	East and West since 03/2018	once
--------	-----------------	-----------------------------	-----------------------------	------

Wording of question

<p>Mrz 18</p> <p>Tax reform in the USA</p> <p>How will you (as a company) react to the US-tax reform?</p> <table border="1" style="margin-left: 20px;"> <tr> <td>Exports to the USA</td> <td>decrease [1]</td> <td>no change [2]</td> <td>increase [3]</td> </tr> <tr> <td></td> <td></td> <td></td> <td></td> </tr> </table>	Exports to the USA	decrease [1]	no change [2]	increase [3]					Further Information
Exports to the USA	decrease [1]	no change [2]	increase [3]						

Time span of variable

1980	1981	1982	1983	1984	1985	1986	1987	1988	1989
1990	1991	1992	1993	1994	1995	1996	1997	1998	1999
2000	2001	2002	2003	2004	2005	2006	2007	2008	2009
2010	2011	2012	2013	2014	2015	2016	2017	2018	2019
2020	2021	2022	2023	2024	2025	2026	2027	2028	2029

No.	Name	Label	Survey period	Survey frequency
-----	------	-------	---------------	------------------

3.200)	vg_ustax_import	tax reform: reaction Import	East and West since 03/2018	once
--------	-----------------	-----------------------------	-----------------------------	------

Wording of question

<p>Mrz 18</p> <p>Tax reform in the USA</p> <p>How will you (as a company) react to the US-tax reform?</p> <table border="1" style="margin-left: 20px;"> <tr> <td>Imports from the USA</td> <td>decrease [1]</td> <td>no change [2]</td> <td>increase [3]</td> </tr> <tr> <td></td> <td></td> <td></td> <td></td> </tr> </table>	Imports from the USA	decrease [1]	no change [2]	increase [3]					Further Information
Imports from the USA	decrease [1]	no change [2]	increase [3]						

Time span of variable

1980	1981	1982	1983	1984	1985	1986	1987	1988	1989
1990	1991	1992	1993	1994	1995	1996	1997	1998	1999
2000	2001	2002	2003	2004	2005	2006	2007	2008	2009
2010	2011	2012	2013	2014	2015	2016	2017	2018	2019
2020	2021	2022	2023	2024	2025	2026	2027	2028	2029

No.	Name	Label	Survey period	Survey frequency
-----	------	-------	---------------	------------------

3.201)	vg_ustax_invus	tax reform: reaction investment in US	East and West since 03/2018	once
--------	----------------	---------------------------------------	-----------------------------	------

Wording of question

<p>Mrz 18</p> <p>Tax reform in the USA</p> <p>How will you (as a company) react to the US-tax reform?</p> <table border="1" style="margin-left: 20px;"> <tr> <td>Investment in the US</td> <td>decrease [1]</td> <td>no change [2]</td> <td>increase [3]</td> </tr> <tr> <td></td> <td></td> <td></td> <td></td> </tr> </table>	Investment in the US	decrease [1]	no change [2]	increase [3]					Further Information
Investment in the US	decrease [1]	no change [2]	increase [3]						

Time span of variable									
1980	1981	1982	1983	1984	1985	1986	1987	1988	1989
1990	1991	1992	1993	1994	1995	1996	1997	1998	1999
2000	2001	2002	2003	2004	2005	2006	2007	2008	2009
2010	2011	2012	2013	2014	2015	2016	2017	2018	2019
2020	2021	2022	2023	2024	2025	2026	2027	2028	2029

No.	Name	Label	Survey period	Survey frequency
3.202)	vg_ustax_invger	tax reform: reaction investment in Germany	East and West since 03/2018	once

Wording of question

<p>Mrz 18</p> <p>Tax reform in the USA</p> <p>How will you (as a company) react to the US-tax reform?</p> <table border="1" style="margin-left: 40px;"> <tr> <td>Investment in Germany</td> <td>decrease [1]</td> <td>no change [2]</td> <td>increase [3]</td> </tr> </table>	Investment in Germany	decrease [1]	no change [2]	increase [3]	Further Information
Investment in Germany	decrease [1]	no change [2]	increase [3]		

Time span of variable									
1980	1981	1982	1983	1984	1985	1986	1987	1988	1989
1990	1991	1992	1993	1994	1995	1996	1997	1998	1999
2000	2001	2002	2003	2004	2005	2006	2007	2008	2009
2010	2011	2012	2013	2014	2015	2016	2017	2018	2019
2020	2021	2022	2023	2024	2025	2026	2027	2028	2029

No.	Name	Label	Survey period	Survey frequency
3.203)	vg_ustax_intelprop	tax reform: relocation of intellectual property	East and West since 03/2018	once

Wording of question

<p>Mrz 18</p> <p>Tax reform in the USA</p> <p>Will your company shift intellectual property (patents, brands, copyrights etc.) in the USA due to the US-Tax reform?</p> <table border="1" style="margin-left: 40px;"> <tr> <td>Yes [1]</td> <td>No [2]</td> </tr> </table>	Yes [1]	No [2]	Further Information
Yes [1]	No [2]		

Time span of variable									
1980	1981	1982	1983	1984	1985	1986	1987	1988	1989
1990	1991	1992	1993	1994	1995	1996	1997	1998	1999
2000	2001	2002	2003	2004	2005	2006	2007	2008	2009

2010	2011	2012	2013	2014	2015	2016	2017	2018	2019
								WEST	
								EAST	
2020	2021	2022	2023	2024	2025	2026	2027	2028	2029

No.	Name	Label	Survey period	Survey frequency
3.204)	vg_gdp1	real gdp: % change comp. last year	West and East 08/2018	once

Wording of question

Aug 18	Further information
By how many percent do you think the real GDP in Germany will change in 20XX compared to the previous year (20YY)?	XX= current year YY= previous year e.g. in 2018: 20XX=2018, 20YY=2017
_____%	related to gdp3 gdp4

Time span of variable

1980	1981	1982	1983	1984	1985	1986	1987	1988	1989
1990	1991	1992	1993	1994	1995	1996	1997	1998	1999
2000	2001	2002	2003	2004	2005	2006	2007	2008	2009
2010	2011	2012	2013	2014	2015	2016	2017	2018	2019
								WEST	
								EAST	
2020	2021	2022	2023	2024	2025	2026	2027	2028	2029

No.	Name	Label	Survey period	Survey frequency
3.205)	vg_gdp2	impact economic development on business situation	West and East 08/2018	once

Wording of question

Aug 18	Further information					
How important is the general economic development in Germany for your business situation?						
<table border="1"> <tr> <td>very important [1]</td> <td>important [2]</td> <td>not as important [3]</td> <td>less important [4]</td> <td>un-important [5]</td> </tr> </table>	very important [1]	important [2]	not as important [3]	less important [4]	un-important [5]	
very important [1]	important [2]	not as important [3]	less important [4]	un-important [5]		

Time span of variable

1980	1981	1982	1983	1984	1985	1986	1987	1988	1989
1990	1991	1992	1993	1994	1995	1996	1997	1998	1999
2000	2001	2002	2003	2004	2005	2006	2007	2008	2009
2010	2011	2012	2013	2014	2015	2016	2017	2018	2019
								WEST	
								EAST	
2020	2021	2022	2023	2024	2025	2026	2027	2028	2029

No.	Name	Label	Survey period	Survey frequency
3.206)	vg_extserv_it	business processes by external service provider: IT	West and East 08/2018	once

Wording of question

Aug 18	Further information					
Do external service provider render business processes in your company? Please base your informations on the overall budget of the relevant division.						
<table border="1"> <tr> <td>to 25% [1]</td> <td>to 50% [2]</td> <td>to 75% [3]</td> <td>to 100% [4]</td> <td>No [5]</td> </tr> </table>	to 25% [1]	to 50% [2]	to 75% [3]	to 100% [4]	No [5]	
to 25% [1]	to 50% [2]	to 75% [3]	to 100% [4]	No [5]		

IT									
Time span of variable									
1980	1981	1982	1983	1984	1985	1986	1987	1988	1989
1990	1991	1992	1993	1994	1995	1996	1997	1998	1999
2000	2001	2002	2003	2004	2005	2006	2007	2008	2009
2010	2011	2012	2013	2014	2015	2016	2017	2018	2019
2020	2021	2022	2023	2024	2025	2026	2027	2028	2029

No.	Name	Label	Survey period	Survey frequency
3.207)	vg_extserv_rd	business processes by external service provider: R&D	West and East 08/2018	once

Wording of question

<p>Aug 18</p> <p>Do external service provider render business processes in your company? Please base your informations on the overall budget of the relevant division.</p> <table border="1"> <tr> <td></td> <td>to 25% [1]</td> <td>to 50% [2]</td> <td>to 75% [3]</td> <td>to 100% [4]</td> <td>No [5]</td> </tr> <tr> <td>R & D</td> <td></td> <td></td> <td></td> <td></td> <td></td> </tr> </table>		to 25% [1]	to 50% [2]	to 75% [3]	to 100% [4]	No [5]	R & D						Further information
	to 25% [1]	to 50% [2]	to 75% [3]	to 100% [4]	No [5]								
R & D													

Time span of variable									
1980	1981	1982	1983	1984	1985	1986	1987	1988	1989
1990	1991	1992	1993	1994	1995	1996	1997	1998	1999
2000	2001	2002	2003	2004	2005	2006	2007	2008	2009
2010	2011	2012	2013	2014	2015	2016	2017	2018	2019
2020	2021	2022	2023	2024	2025	2026	2027	2028	2029

No.	Name	Label	Survey period	Survey frequency
3.208)	vg_extserv_pur	business processes by external service provider: purchase	West and East 08/2018	once

Wording of question

<p>Aug 18</p> <p>Do external service provider render business processes in your company? Please base your informations on the overall budget of the relevant division.</p> <table border="1"> <tr> <td></td> <td>to 25% [1]</td> <td>to 50% [2]</td> <td>to 75% [3]</td> <td>to 100% [4]</td> <td>No [5]</td> </tr> <tr> <td>Purchase</td> <td></td> <td></td> <td></td> <td></td> <td></td> </tr> </table>		to 25% [1]	to 50% [2]	to 75% [3]	to 100% [4]	No [5]	Purchase						Further information
	to 25% [1]	to 50% [2]	to 75% [3]	to 100% [4]	No [5]								
Purchase													

Time span of variable									
1980	1981	1982	1983	1984	1985	1986	1987	1988	1989
1990	1991	1992	1993	1994	1995	1996	1997	1998	1999
2000	2001	2002	2003	2004	2005	2006	2007	2008	2009

2010	2011	2012	2013	2014	2015	2016	2017	2018	2019
								WEST	
								EAST	
2020	2021	2022	2023	2024	2025	2026	2027	2028	2029

No.	Name	Label	Survey period	Survey frequency
-----	------	-------	---------------	------------------

3.209)	vg_extserv_mark	business processes by external service provider: marketing	West and East 08/2018	once
--------	-----------------	--	-----------------------	------

Wording of question

Aug 18	Further information												
<p>Do external service provider render business processes in your company? Please base your informations on the overall budget of the relevant division.</p> <table border="1"> <tr> <td></td><td>to 25% [1]</td><td>to 50% [2]</td><td>to 75% [3]</td><td>to 100% [4]</td><td>No [5]</td></tr> <tr> <td>Marketing</td><td></td><td></td><td></td><td></td><td></td></tr> </table>		to 25% [1]	to 50% [2]	to 75% [3]	to 100% [4]	No [5]	Marketing						
	to 25% [1]	to 50% [2]	to 75% [3]	to 100% [4]	No [5]								
Marketing													

Time span of variable

1980	1981	1982	1983	1984	1985	1986	1987	1988	1989
1990	1991	1992	1993	1994	1995	1996	1997	1998	1999
2000	2001	2002	2003	2004	2005	2006	2007	2008	2009
2010	2011	2012	2013	2014	2015	2016	2017	2018	2019
								WEST	
								EAST	
2020	2021	2022	2023	2024	2025	2026	2027	2028	2029

No.	Name	Label	Survey period	Survey frequency
-----	------	-------	---------------	------------------

3.210)	vg_extserv_fin	business processes by external service provider: finance	West and East 08/2018	once
--------	----------------	--	-----------------------	------

Wording of question

Aug 18	Further information												
<p>Do external service provider render business processes in your company? Please base your informations on the overall budget of the relevant division.</p> <table border="1"> <tr> <td></td><td>to 25% [1]</td><td>to 50% [2]</td><td>to 75% [3]</td><td>to 100% [4]</td><td>No [5]</td></tr> <tr> <td>Finance</td><td></td><td></td><td></td><td></td><td></td></tr> </table>		to 25% [1]	to 50% [2]	to 75% [3]	to 100% [4]	No [5]	Finance						
	to 25% [1]	to 50% [2]	to 75% [3]	to 100% [4]	No [5]								
Finance													

Time span of variable

1980	1981	1982	1983	1984	1985	1986	1987	1988	1989
1990	1991	1992	1993	1994	1995	1996	1997	1998	1999
2000	2001	2002	2003	2004	2005	2006	2007	2008	2009
2010	2011	2012	2013	2014	2015	2016	2017	2018	2019
								WEST	
								EAST	
2020	2021	2022	2023	2024	2025	2026	2027	2028	2029

No.	Name	Label	Survey period	Survey frequency
-----	------	-------	---------------	------------------

3.211)	vg_extserv_empl	business processes by external service provider: employees	West and East 08/2018	once
--------	-----------------	--	-----------------------	------

Wording of question

Aug 18	Further information
--------	---------------------

Do external service provider render business processes in your company?
Please base your informations on the overall budget of the relevant division.

	to 25% [1]	to 50% [2]	to 75% [3]	to 100% [4]	No [5]
Employees					

Time span of variable

1980	1981	1982	1983	1984	1985	1986	1987	1988	1989
1990	1991	1992	1993	1994	1995	1996	1997	1998	1999
2000	2001	2002	2003	2004	2005	2006	2007	2008	2009
2010	2011	2012	2013	2014	2015	2016	2017	2018	2019
2020	2021	2022	2023	2024	2025	2026	2027	2028	2029

No.	Name	Label	Survey period	Survey frequency
3.212)	vg_extserv_log	business processes by external service provider: logistics	West and East 08/2018	once

Wording of question

<p>Aug 18</p> <p>Do external service provider render business processes in your company? Please base your informations on the overall budget of the relevant division.</p> <table border="1"> <tr> <td></td> <td>to 25% [1]</td> <td>to 50% [2]</td> <td>to 75% [3]</td> <td>to 100% [4]</td> <td>No [5]</td> </tr> <tr> <td>Logistics</td> <td></td> <td></td> <td></td> <td></td> <td></td> </tr> </table>		to 25% [1]	to 50% [2]	to 75% [3]	to 100% [4]	No [5]	Logistics						<p>Further information</p>																																						
	to 25% [1]	to 50% [2]	to 75% [3]	to 100% [4]	No [5]																																														
Logistics																																																			
<p>Time span of variable</p> <table border="1"> <tr><td>1980</td><td>1981</td><td>1982</td><td>1983</td><td>1984</td><td>1985</td><td>1986</td><td>1987</td><td>1988</td><td>1989</td></tr> <tr><td>1990</td><td>1991</td><td>1992</td><td>1993</td><td>1994</td><td>1995</td><td>1996</td><td>1997</td><td>1998</td><td>1999</td></tr> <tr><td>2000</td><td>2001</td><td>2002</td><td>2003</td><td>2004</td><td>2005</td><td>2006</td><td>2007</td><td>2008</td><td>2009</td></tr> <tr><td>2010</td><td>2011</td><td>2012</td><td>2013</td><td>2014</td><td>2015</td><td>2016</td><td>2017</td><td>2018</td><td>2019</td></tr> <tr><td>2020</td><td>2021</td><td>2022</td><td>2023</td><td>2024</td><td>2025</td><td>2026</td><td>2027</td><td>2028</td><td>2029</td></tr> </table>		1980	1981	1982	1983	1984	1985	1986	1987	1988	1989	1990	1991	1992	1993	1994	1995	1996	1997	1998	1999	2000	2001	2002	2003	2004	2005	2006	2007	2008	2009	2010	2011	2012	2013	2014	2015	2016	2017	2018	2019	2020	2021	2022	2023	2024	2025	2026	2027	2028	2029
1980	1981	1982	1983	1984	1985	1986	1987	1988	1989																																										
1990	1991	1992	1993	1994	1995	1996	1997	1998	1999																																										
2000	2001	2002	2003	2004	2005	2006	2007	2008	2009																																										
2010	2011	2012	2013	2014	2015	2016	2017	2018	2019																																										
2020	2021	2022	2023	2024	2025	2026	2027	2028	2029																																										

No.	Name	Label	Survey period	Survey frequency
3.213)	vg_extserv_py_it	business proc. by external serv. prov. -scope past 5 years:IT	West and East 08/2018	once

Wording of question

<p>Aug 18</p> <p>How did/will the scope of externally rendered business processes change?</p> <table border="1"> <tr> <td></td> <td colspan="3">in the past 5 years</td> </tr> <tr> <td></td> <td>plus (+) [1]</td> <td>equal [2]</td> <td>minus (-) [3]</td> </tr> <tr> <td>IT</td> <td></td> <td></td> <td></td> </tr> </table>		in the past 5 years				plus (+) [1]	equal [2]	minus (-) [3]	IT				<p>Further information</p>								
	in the past 5 years																				
	plus (+) [1]	equal [2]	minus (-) [3]																		
IT																					
<p>Time span of variable</p> <table border="1"> <tr><td>1980</td><td>1981</td><td>1982</td><td>1983</td><td>1984</td><td>1985</td><td>1986</td><td>1987</td><td>1988</td><td>1989</td></tr> <tr><td>1990</td><td>1991</td><td>1992</td><td>1993</td><td>1994</td><td>1995</td><td>1996</td><td>1997</td><td>1998</td><td>1999</td></tr> </table>		1980	1981	1982	1983	1984	1985	1986	1987	1988	1989	1990	1991	1992	1993	1994	1995	1996	1997	1998	1999
1980	1981	1982	1983	1984	1985	1986	1987	1988	1989												
1990	1991	1992	1993	1994	1995	1996	1997	1998	1999												

2000	2001	2002	2003	2004	2005	2006	2007	2008	2009
2010	2011	2012	2013	2014	2015	2016	2017	2018	2019
2020	2021	2022	2023	2024	2025	2026	2027	2028	2029

No.	Name	Label	Survey period	Survey frequency
3.214)	vg_extserv_py_rd	business proc. by external serv. -scope past 5 years: R&D	West and East 08/2018	once

Wording of question

<p>Aug 18</p> <p>How did/will the scope of externally rendered business processes change?</p> <table border="1" style="margin-left: auto; margin-right: auto;"> <tr><td colspan="3" style="text-align: center;">in the past 5 years</td></tr> <tr> <td style="text-align: center;">plus (+) [1]</td> <td style="text-align: center;">equal [2]</td> <td style="text-align: center;">minus (-) [3]</td> </tr> <tr> <td style="text-align: center;">R & D</td> <td></td> <td></td> </tr> </table>	in the past 5 years			plus (+) [1]	equal [2]	minus (-) [3]	R & D			Further information
in the past 5 years										
plus (+) [1]	equal [2]	minus (-) [3]								
R & D										

Time span of variable

1980	1981	1982	1983	1984	1985	1986	1987	1988	1989
1990	1991	1992	1993	1994	1995	1996	1997	1998	1999
2000	2001	2002	2003	2004	2005	2006	2007	2008	2009
2010	2011	2012	2013	2014	2015	2016	2017	2018	2019
2020	2021	2022	2023	2024	2025	2026	2027	2028	2029

No.	Name	Label	Survey period	Survey frequency
3.215)	vg_extserv_py_pur	business proc. by external serv. -scope past 5 years: purchase	West and East 08/2018	once

Wording of question

<p>Aug 18</p> <p>How did/will the scope of externally rendered business processes change?</p> <table border="1" style="margin-left: auto; margin-right: auto;"> <tr><td colspan="3" style="text-align: center;">in the past 5 years</td></tr> <tr> <td style="text-align: center;">plus (+) [1]</td> <td style="text-align: center;">equal [2]</td> <td style="text-align: center;">minus (-) [3]</td> </tr> <tr> <td style="text-align: center;">Purchase</td> <td></td> <td></td> </tr> </table>	in the past 5 years			plus (+) [1]	equal [2]	minus (-) [3]	Purchase			Further information
in the past 5 years										
plus (+) [1]	equal [2]	minus (-) [3]								
Purchase										

Time span of variable

1980	1981	1982	1983	1984	1985	1986	1987	1988	1989
1990	1991	1992	1993	1994	1995	1996	1997	1998	1999
2000	2001	2002	2003	2004	2005	2006	2007	2008	2009
2010	2011	2012	2013	2014	2015	2016	2017	2018	2019
2020	2021	2022	2023	2024	2025	2026	2027	2028	2029

No.	Name	Label	Survey period	Survey frequency
-----	------	-------	---------------	------------------

3.216) **vg_extserv_py_mark** business proc. by external serv. prov. -scope West and East 08/2018 once
 past 5 years: marketing

Wording of question

Aug 18				Further information					
How did/will the scope of externally rendered business processes change?									
in the past 5 years									
plus (+) [1] equal [2] minus (-) [3]									
Marketing									

Time span of variable

1980	1981	1982	1983	1984	1985	1986	1987	1988	1989
1990	1991	1992	1993	1994	1995	1996	1997	1998	1999
2000	2001	2002	2003	2004	2005	2006	2007	2008	2009
2010	2011	2012	2013	2014	2015	2016	2017	2018	2019
2020	2021	2022	2023	2024	2025	2026	2027	2028	2029

WEST
EAST

No.	Name	Label	Survey period	Survey frequency
-----	------	-------	---------------	------------------

3.217) **vg_extserv_py_fin** business proc. by external serv. prov. -scope West and East 08/2018 once
 past 5 years: finance

Wording of question

Aug 18				Further information					
How did/will the scope of externally rendered business processes change?									
in the past 5 years									
plus (+) [1] equal [2] minus (-) [3]									
Finance									

Time span of variable

1980	1981	1982	1983	1984	1985	1986	1987	1988	1989
1990	1991	1992	1993	1994	1995	1996	1997	1998	1999
2000	2001	2002	2003	2004	2005	2006	2007	2008	2009
2010	2011	2012	2013	2014	2015	2016	2017	2018	2019
2020	2021	2022	2023	2024	2025	2026	2027	2028	2029

WEST
EAST

No.	Name	Label	Survey period	Survey frequency
-----	------	-------	---------------	------------------

3.218) **vg_extserv_py empl** business proc. by external serv. prov. -scope West and East 08/2018 once
 past 5 years: employees

Wording of question

Aug 18				Further information					
How did/will the scope of externally rendered business processes change?									
in the past 5 years									
plus (+) [1] equal [2] minus (-) [3]									
Employees									

Time span of variable

1980	1981	1982	1983	1984	1985	1986	1987	1988	1989
1990	1991	1992	1993	1994	1995	1996	1997	1998	1999
2000	2001	2002	2003	2004	2005	2006	2007	2008	2009
2010	2011	2012	2013	2014	2015	2016	2017	2018	2019
2020	2021	2022	2023	2024	2025	2026	2027	2028	2029

No.	Name	Label	Survey period	Survey frequency
-----	------	-------	---------------	------------------

3.219)	vg_extserv_py_log	business proc. by external serv. prov. -scope past 5 years:logistics	West and East 08/2018	once
--------	-------------------	--	-----------------------	------

Wording of question

<p>Aug 18</p> <p>How did/will the scope of externally rendered business processes change?</p> <table border="1" style="margin-left: auto; margin-right: auto;"> <tr><th colspan="3">in the past 5 years</th></tr> <tr><td>plus (+) [1]</td><td>equal [2]</td><td>minus (-) [3]</td></tr> <tr><td>Logistics</td><td></td><td></td></tr> </table>	in the past 5 years			plus (+) [1]	equal [2]	minus (-) [3]	Logistics			Further information
in the past 5 years										
plus (+) [1]	equal [2]	minus (-) [3]								
Logistics										

Time span of variable

1980	1981	1982	1983	1984	1985	1986	1987	1988	1989
1990	1991	1992	1993	1994	1995	1996	1997	1998	1999
2000	2001	2002	2003	2004	2005	2006	2007	2008	2009
2010	2011	2012	2013	2014	2015	2016	2017	2018	2019
2020	2021	2022	2023	2024	2025	2026	2027	2028	2029

No.	Name	Label	Survey period	Survey frequency
-----	------	-------	---------------	------------------

3.220)	vg_extserv_ny_it	business proc. by external serv. prov. -scope next 5 years:IT	West and East 08/2018	once
--------	------------------	---	-----------------------	------

Wording of question

<p>Aug 18</p> <p>How did/will the scope of externally rendered business processes change?</p> <table border="1" style="margin-left: auto; margin-right: auto;"> <tr><th colspan="3">in the next 5 years</th></tr> <tr><td>plus (+) [1]</td><td>equal [2]</td><td>minus (-) [3]</td></tr> <tr><td>IT</td><td></td><td></td></tr> </table>	in the next 5 years			plus (+) [1]	equal [2]	minus (-) [3]	IT			Further information
in the next 5 years										
plus (+) [1]	equal [2]	minus (-) [3]								
IT										

Time span of variable

1980	1981	1982	1983	1984	1985	1986	1987	1988	1989
1990	1991	1992	1993	1994	1995	1996	1997	1998	1999
2000	2001	2002	2003	2004	2005	2006	2007	2008	2009
2010	2011	2012	2013	2014	2015	2016	2017	2018	2019
2020	2021	2022	2023	2024	2025	2026	2027	2028	2029

--	--	--	--	--	--

No.	Name	Label	Survey period	Survey frequency
-----	------	-------	---------------	------------------

3.221)	vg_extserv_ny_rd	business proc. by external serv. prov. -scope next 5 years: R&D	West and East 08/2018	once
--------	------------------	---	-----------------------	------

Wording of question

Aug 18	Further information												
<p>How did/will the scope of externally rendered business processes change?</p> <table border="1"> <tr> <td></td> <td colspan="3">in the next 5 years</td> </tr> <tr> <td></td> <td>plus (+) [1]</td> <td>equal [2]</td> <td>minus (-) [3]</td> </tr> <tr> <td>R & D</td> <td></td> <td></td> <td></td> </tr> </table>		in the next 5 years				plus (+) [1]	equal [2]	minus (-) [3]	R & D				
	in the next 5 years												
	plus (+) [1]	equal [2]	minus (-) [3]										
R & D													

Time span of variable

1980	1981	1982	1983	1984	1985	1986	1987	1988	1989
1990	1991	1992	1993	1994	1995	1996	1997	1998	1999
2000	2001	2002	2003	2004	2005	2006	2007	2008	2009
2010	2011	2012	2013	2014	2015	2016	2017	2018	2019
2020	2021	2022	2023	2024	2025	2026	2027	2028	2029

No.	Name	Label	Survey period	Survey frequency
-----	------	-------	---------------	------------------

3.222)	vg_extserv_ny_pur	business proc. by external serv. prov. -scope next 5 years: purchase	West and East 08/2018	once
--------	-------------------	--	-----------------------	------

Wording of question

Aug 18	Further information												
<p>How did/will the scope of externally rendered business processes change?</p> <table border="1"> <tr> <td></td> <td colspan="3">in the next 5 years</td> </tr> <tr> <td></td> <td>plus (+) [1]</td> <td>equal [2]</td> <td>minus (-) [3]</td> </tr> <tr> <td>Purchase</td> <td></td> <td></td> <td></td> </tr> </table>		in the next 5 years				plus (+) [1]	equal [2]	minus (-) [3]	Purchase				
	in the next 5 years												
	plus (+) [1]	equal [2]	minus (-) [3]										
Purchase													

Time span of variable

1980	1981	1982	1983	1984	1985	1986	1987	1988	1989
1990	1991	1992	1993	1994	1995	1996	1997	1998	1999
2000	2001	2002	2003	2004	2005	2006	2007	2008	2009
2010	2011	2012	2013	2014	2015	2016	2017	2018	2019
2020	2021	2022	2023	2024	2025	2026	2027	2028	2029

No.	Name	Label	Survey period	Survey frequency
-----	------	-------	---------------	------------------

3.223)	vg_extserv_ny_mark	business proc. by external serv. prov. -scope next 5 years: marketing	West and East 08/2018	once
--------	--------------------	---	-----------------------	------

Wording of question

Aug 18	Further information								
<p>How did/will the scope of externally rendered business processes change?</p> <table border="1"> <tr> <td></td> <td colspan="3">in the next 5 years</td> </tr> <tr> <td></td> <td></td> <td></td> <td></td> </tr> </table>		in the next 5 years							
	in the next 5 years								

	plus (+) [1]	equal [2]	minus (-) [3]
Marketing			

Time span of variable

1980	1981	1982	1983	1984	1985	1986	1987	1988	1989
1990	1991	1992	1993	1994	1995	1996	1997	1998	1999
2000	2001	2002	2003	2004	2005	2006	2007	2008	2009
2010	2011	2012	2013	2014	2015	2016	2017	2018	2019
2020	2021	2022	2023	2024	2025	2026	2027	2028	2029

No.	Name	Label	Survey period	Survey frequency
-----	------	-------	---------------	------------------

3.224)	vg_extserv_ny_fin	business proc. by external serv. prov. -scope next 5 years: finance	West and East 08/2018	once
--------	-------------------	---	-----------------------	------

Wording of question

<p>Aug 18</p> <p>How did/will the scope of externally rendered business processes change?</p> <table border="1" style="margin-left: auto; margin-right: auto;"> <tr><td colspan="3">in the next 5 years</td></tr> <tr><td>plus (+) [1]</td><td>equal [2]</td><td>minus (-) [3]</td></tr> </table> <p>Finance</p>	in the next 5 years			plus (+) [1]	equal [2]	minus (-) [3]	Further information
in the next 5 years							
plus (+) [1]	equal [2]	minus (-) [3]					

Time span of variable

1980	1981	1982	1983	1984	1985	1986	1987	1988	1989
1990	1991	1992	1993	1994	1995	1996	1997	1998	1999
2000	2001	2002	2003	2004	2005	2006	2007	2008	2009
2010	2011	2012	2013	2014	2015	2016	2017	2018	2019
2020	2021	2022	2023	2024	2025	2026	2027	2028	2029

No.	Name	Label	Survey period	Survey frequency
-----	------	-------	---------------	------------------

3.225)	vg_extserv_ny_emp	business proc. by external serv. prov. -scope next 5 years: employees	West and East 08/2018	once
--------	-------------------	---	-----------------------	------

Wording of question

<p>Aug 18</p> <p>How did/will the scope of externally rendered business processes change?</p> <table border="1" style="margin-left: auto; margin-right: auto;"> <tr><td colspan="3">in the next 5 years</td></tr> <tr><td>plus (+) [1]</td><td>equal [2]</td><td>minus (-) [3]</td></tr> </table> <p>Employees</p>	in the next 5 years			plus (+) [1]	equal [2]	minus (-) [3]	Further information
in the next 5 years							
plus (+) [1]	equal [2]	minus (-) [3]					

Time span of variable

1980	1981	1982	1983	1984	1985	1986	1987	1988	1989
1990	1991	1992	1993	1994	1995	1996	1997	1998	1999
2000	2001	2002	2003	2004	2005	2006	2007	2008	2009

2010	2011	2012	2013	2014	2015	2016	2017	2018	2019
								WEST	
								EAST	
2020	2021	2022	2023	2024	2025	2026	2027	2028	2029

No.	Name	Label	Survey period	Survey frequency
3.226)	vg_extserv_ny_log	business proc. by external serv. prov. -scope next 5 years. logistics	West and East 08/2018	once

Wording of question

<p>Aug 18</p> <p>How did/will the scope of externally rendered business processes change?</p> <table border="1" style="margin-left: auto; margin-right: auto;"> <tr><td colspan="3" style="text-align: center;">in the next 5 years</td></tr> <tr> <td style="text-align: center;">plus (+) [1]</td> <td style="text-align: center;">equal [2]</td> <td style="text-align: center;">minus (-) [3]</td> </tr> </table> <p>Logistics</p>	in the next 5 years			plus (+) [1]	equal [2]	minus (-) [3]	Further information
in the next 5 years							
plus (+) [1]	equal [2]	minus (-) [3]					

Time span of variable

1980	1981	1982	1983	1984	1985	1986	1987	1988	1989
1990	1991	1992	1993	1994	1995	1996	1997	1998	1999
2000	2001	2002	2003	2004	2005	2006	2007	2008	2009
2010	2011	2012	2013	2014	2015	2016	2017	2018	2019
								WEST	
								EAST	
2020	2021	2022	2023	2024	2025	2026	2027	2028	2029

No.	Name	Label	Survey period	Survey frequency
3.227)	vg_found	founding year	West and East 09/2018	once

Wording of question

<p>Sep 18</p> <p>In which year was your company / business founded?</p> <p>_____</p>	Further information
--	---------------------

Time span of variable

1980	1981	1982	1983	1984	1985	1986	1987	1988	1989
1990	1991	1992	1993	1994	1995	1996	1997	1998	1999
2000	2001	2002	2003	2004	2005	2006	2007	2008	2009
2010	2011	2012	2013	2014	2015	2016	2017	2018	2019
								WEST	
								EAST	
2020	2021	2022	2023	2024	2025	2026	2027	2028	2029

No.	Name	Label	Survey period	Survey frequency
3.228)	vg_forsales	sales: % in foreign country	West and East 09/2018	once

Wording of question

<p>Sep 18</p> <p>How many percent of your sales does your company / business make abroad?</p>	Further information
---	---------------------

Time span of variable									
1980	1981	1982	1983	1984	1985	1986	1987	1988	1989
1990	1991	1992	1993	1994	1995	1996	1997	1998	1999
2000	2001	2002	2003	2004	2005	2006	2007	2008	2009
2010	2011	2012	2013	2014	2015	2016	2017	2018	2019
2020	2021	2022	2023	2024	2025	2026	2027	2028	2029

No.	Name	Label	Survey period	Survey frequency
3.229)	vg_invit_dj	investment in Software/database this year	West and east since 11/2018	May, Nov.

Wording of question

Nov 18			Further information						
<p>Special question investments (only in May and November)</p> <table border="1"> <thead> <tr> <th>Total investments</th> </tr> <tr> <th>-Software/ Datenbases</th> </tr> </thead> <tbody> <tr> <td>+ [1]</td> </tr> <tr> <td>= [2]</td> </tr> <tr> <td>- [3]</td> </tr> </tbody> </table> <p>In the current year our investments (20WW** compared to 20XX**)</p>			Total investments	-Software/ Datenbases	+ [1]	= [2]	- [3]	<p>20XX = last year 20WW = this year</p> <p>3.119) vg_invest_lj 3.120) vg_invcon_lj 3.121) vg_inveq_lj 3.122) vg_invest_dj 3.123) vg_invcon_dj 3.124) vg_inveq_dj 3.125) vg_invest_nj 3.126) vg_invcon_nj 3.127) vg_inveq_lj 3.275) vg_invit_lj</p> <p>Label in data set: + = increased [1] = = not changed [2] - = decreased [3]</p>	
Total investments									
-Software/ Datenbases									
+ [1]									
= [2]									
- [3]									
Time span of variable									
1980	1981	1982	1983	1984	1985	1986	1987	1988	1989
1990	1991	1992	1993	1994	1995	1996	1997	1998	1999
2000	2001	2002	2003	2004	2005	2006	2007	2008	2009
2010	2011	2012	2013	2014	2015	2016	2017	2018	2019
2020	2021	2022	2023	2024	2025	2026	2027	2028	2029

No.	Name	Label	Survey period	Survey frequency
3.230)	vg_invit_nj	investment in Software/database next year	West and east since 11/2018	Nov.

Wording of question

Nov 18			Further information						
<p>Special question investments (only in May and November)</p> <table border="1"> <thead> <tr> <th>Total investments</th> </tr> <tr> <th>-Software/ Datenbases</th> </tr> </thead> <tbody> <tr> <td>+ [1]</td> </tr> <tr> <td>= [2]</td> </tr> <tr> <td>- [3]</td> </tr> </tbody> </table> <p>Next year our investments will likely be (20YY** compared to 20WW**)</p>			Total investments	-Software/ Datenbases	+ [1]	= [2]	- [3]	<p>20YY = next 20WW = this year</p> <p>3.119) vg_invest_lj 3.120) vg_invcon_lj 3.121) vg_inveq_lj 3.122) vg_invest_dj 3.123) vg_invcon_dj 3.124) vg_inveq_dj 3.125) vg_invest_nj 3.126) vg_invcon_nj 3.127) vg_inveq_lj 3.275) vg_invit_lj</p> <p>Label in data set: + = increased [1] = = not changed [2]</p>	
Total investments									
-Software/ Datenbases									
+ [1]									
= [2]									
- [3]									
Time span of variable									
1980	1981	1982	1983	1984	1985	1986	1987	1988	1989

1990	1991	1992	1993	1994	1995	1996	1997	1998	1999
2000	2001	2002	2003	2004	2005	2006	2007	2008	2009
2010	2011	2012	2013	2014	2015	2016	2017	2018	2019
							WEST	EAST	
2020	2021	2022	2023	2024	2025	2026	2027	2028	2029

= decreased [3]

No.	Name	Label	Survey period	Survey frequency
3.231)	vg_sec_management	sector - questionnaire completed in: management	West East 11/2018	once

Wording of question

<p>since 11/2018</p> <p>In which sector of your company/enterprise the questionnaire of the ifo Business Survey will be completed?</p> <p>management [1]</p>	Further information
--	---------------------

Time span of variable

1991	1992	1993	1994	1995	1996	1997	1998	1999	2000
2001	2002	2003	2004	2005	2006	2007	2008	2009	2010
2011	2012	2013	2014	2015	2016	2017	2018	2019	2020
							WEST	EAST	
2021	2022	2023	2024	2025	2026	2027	2028	2029	2030

No.	Name	Label	Survey period	Survey frequency
3.232)	vg_sec_controlling	sector - questionnaire completed in: controlling	West East 11/2018	once

Wording of question

<p>since 11/2018</p> <p>In which sector of your company/enterprise the questionnaire of the ifo Business Survey will be completed?</p> <p>Finance / Controlling / Accounting [1]</p>	Further information
--	---------------------

Time span of variable

1991	1992	1993	1994	1995	1996	1997	1998	1999	2000
2001	2002	2003	2004	2005	2006	2007	2008	2009	2010
2011	2012	2013	2014	2015	2016	2017	2018	2019	2020
							WEST	EAST	
2021	2022	2023	2024	2025	2026	2027	2028	2029	2030

No.	Name	Label	Survey period	Survey frequency
3.233)	vg_sec_marketing	sector - questionnaire completed in: marketing	West East 11/2018	once

Wording of question

<p>since 11/2018</p> <p>In which sector of your company/enterprise the questionnaire of the ifo Business Survey will be completed?</p>	Further information
--	---------------------

Sale / Marketing		[1]
------------------	--	-----

Time span of variable

1991	1992	1993	1994	1995	1996	1997	1998	1999	2000
2001	2002	2003	2004	2005	2006	2007	2008	2009	2010
2011	2012	2013	2014	2015	2016	2017	2018	2019	2020
2021	2022	2023	2024	2025	2026	2027	WEST EAST	2029	2030

No.	Name	Label	Survey period	Survey frequency
3.234)	vg_sec_production	sector - questionnaire completed in: production	West East 11/2018	once

Wording of question

<p>since 11/2018</p> <p>In which sector of your company/enterprise the questionnaire of the ifo Business Survey will be completed?</p> <p>Production</p> <p>[1]</p>	Further information
--	---------------------

Time span of variable

1991	1992	1993	1994	1995	1996	1997	1998	1999	2000
2001	2002	2003	2004	2005	2006	2007	2008	2009	2010
2011	2012	2013	2014	2015	2016	2017	2018	2019	2020
2021	2022	2023	2024	2025	2026	2027	WEST EAST	2029	2030

No.	Name	Label	Survey period	Survey frequency
3.235)	vg_sec_other	sector - questionnaire completed in: other	West East 11/2018	once

Wording of question

<p>since 11/2018</p> <p>In which sector of your company/enterprise the questionnaire of the ifo Business Survey will be completed?</p> <p>Other, description: _____</p> <p>[1]</p>	Further information
---	---------------------

Time span of variable

1991	1992	1993	1994	1995	1996	1997	1998	1999	2000
2001	2002	2003	2004	2005	2006	2007	2008	2009	2010
2011	2012	2013	2014	2015	2016	2017	2018	2019	2020
2021	2022	2023	2024	2025	2026	2027	WEST EAST	2029	2030

No.	Name	Label	Survey period	Survey frequency
3.236)	vg_sec_other_descr	sector - questionnaire completed in: other description	West East 11/2018	once

Wording of question

since 11/2018

In which **sector** of your company/enterprise the questionnaire of the ifo Business Survey will be completed?

Other, description: _____

Further information

These comments are not part of the KT-Dataset. For access they have to be requested at EBDC, separately.

Time span of variable

1991	1992	1993	1994	1995	1996	1997	1998	1999	2000
2001	2002	2003	2004	2005	2006	2007	2008	2009	2010
2011	2012	2013	2014	2015	2016	2017	2018	2019	2020
2021	2022	2023	2024	2025	2026	2027	2028	2029	2030

WEST
EAST

No.	Name	Label	Survey period	Survey frequency
3.237)	vg_pos_director	position - questionnaire completed by: director	West East 11/2018	once

Wording of question

since 11/2018

Which name most likely applies to the **position** of the usually completing (the questionnaire) person?

Owner / Director / Authorised officer / Board member [1]

Further information

Time span of variable

1991	1992	1993	1994	1995	1996	1997	1998	1999	2000
2001	2002	2003	2004	2005	2006	2007	2008	2009	2010
2011	2012	2013	2014	2015	2016	2017	2018	2019	2020
2021	2022	2023	2024	2025	2026	2027	2028	2029	2030

WEST
EAST

No.	Name	Label	Survey period	Survey frequency
3.238)	vg_pos_manager	position - questionnaire completed by: manager	West East 11/2018	once

Wording of question

since 11/2018

Which name most likely applies to the **position** of the usually completing (the questionnaire) person?

manager / head of department [1]

Further information

Time span of variable

1991	1992	1993	1994	1995	1996	1997	1998	1999	2000
2001	2002	2003	2004	2005	2006	2007	2008	2009	2010
2011	2012	2013	2014	2015	2016	2017	2018	2019	2020
2021	2022	2023	2024	2025	2026	2027	2028	2029	2030

WEST
EAST

No.	Name	Label	Survey period	Survey frequency
3.239)	vg_pos_teamleader	position - questionnaire completed by: team leader	West East 11/2018	once

Wording of question

since 11/2018

Which name most likely applies to the **position** of the usually completing (the questionnaire) person?

Team leader [1]

Time span of variable

1991	1992	1993	1994	1995	1996	1997	1998	1999	2000
2001	2002	2003	2004	2005	2006	2007	2008	2009	2010
2011	2012	2013	2014	2015	2016	2017	2018	2019	2020
2021	2022	2023	2024	2025	2026	2027	2028	2029	2030

WEST
EAST

Further information

No.	Name	Label	Survey period	Survey frequency
3.240)	vg_pos_clerk	position - questionnaire completed by: clerk	West East 11/2018	once

Wording of question

since 11/2018

Which name most likely applies to the **position** of the usually completing (the questionnaire) person?

Clerk [1]

Time span of variable

1991	1992	1993	1994	1995	1996	1997	1998	1999	2000
2001	2002	2003	2004	2005	2006	2007	2008	2009	2010
2011	2012	2013	2014	2015	2016	2017	2018	2019	2020
2021	2022	2023	2024	2025	2026	2027	2028	2029	2030

WEST
EAST

Further information

No.	Name	Label	Survey period	Survey frequency
3.241)	vg_pos_other	position - questionnaire completed by: other	West East 11/2018	once

Wording of question

since 11/2018

Which name most likely applies to the **position** of the usually completing (the questionnaire) person?

Other, description: _____ [1]

Time span of variable

1991	1992	1993	1994	1995	1996	1997	1998	1999	2000
2001	2002	2003	2004	2005	2006	2007	2008	2009	2010
2011	2012	2013	2014	2015	2016	2017	2018	2019	2020
2021	2022	2023	2024	2025	2026	2027	2028	2029	2030

WEST
EAST

Further information

No.	Name	Label	Survey period	Survey frequency
3.242)	vg_pos_other_descr	position - questionnaire completed by: other description	West East 11/2018	once

Wording of question

<p>since 11/2018</p> <p>Which name most likely applies to the position of the usually completing (the questionnaire) person?</p> <p>Other, description: _____</p>	<p>Further information</p> <p>These comments are not part of the KT-Dataset. For access they have to be requested at EBDC, separately.</p>																																								
<p>Time span of variable</p> <table border="1"> <tr><td>1991</td><td>1992</td><td>1993</td><td>1994</td><td>1995</td><td>1996</td><td>1997</td><td>1998</td><td>1999</td><td>2000</td></tr> <tr><td>2001</td><td>2002</td><td>2003</td><td>2004</td><td>2005</td><td>2006</td><td>2007</td><td>2008</td><td>2009</td><td>2010</td></tr> <tr><td>2011</td><td>2012</td><td>2013</td><td>2014</td><td>2015</td><td>2016</td><td>2017</td><td>2018</td><td>2019</td><td>2020</td></tr> <tr><td>2021</td><td>2022</td><td>2023</td><td>2024</td><td>2025</td><td>2026</td><td>2027</td><td>2028</td><td>2029</td><td>2030</td></tr> </table>		1991	1992	1993	1994	1995	1996	1997	1998	1999	2000	2001	2002	2003	2004	2005	2006	2007	2008	2009	2010	2011	2012	2013	2014	2015	2016	2017	2018	2019	2020	2021	2022	2023	2024	2025	2026	2027	2028	2029	2030
1991	1992	1993	1994	1995	1996	1997	1998	1999	2000																																
2001	2002	2003	2004	2005	2006	2007	2008	2009	2010																																
2011	2012	2013	2014	2015	2016	2017	2018	2019	2020																																
2021	2022	2023	2024	2025	2026	2027	2028	2029	2030																																

No.	Name	Label	Survey period	Survey frequency
3.243)	vg_brexit_prob	hard brexit - probability	West East 12/2018	once

Wording of question

<p>since 12/2018</p> <p>Brexit</p> <p>In this question you can either state a probability or a probability range</p> <p>How likely do you think that a hard brexit will occur, viz. Without a comprehensive deal between EU and UK:</p> <p><input type="text"/> The probability is _____ % (please state integers)</p> <p><input type="text"/> the probability lies between _____ % and _____ % (please state integers)</p>	<p>Further information</p> <p>This variable states the probability</p>																																								
<p>Time span of variable</p> <table border="1"> <tr><td>1991</td><td>1992</td><td>1993</td><td>1994</td><td>1995</td><td>1996</td><td>1997</td><td>1998</td><td>1999</td><td>2000</td></tr> <tr><td>2001</td><td>2002</td><td>2003</td><td>2004</td><td>2005</td><td>2006</td><td>2007</td><td>2008</td><td>2009</td><td>2010</td></tr> <tr><td>2011</td><td>2012</td><td>2013</td><td>2014</td><td>2015</td><td>2016</td><td>2017</td><td>2018</td><td>2019</td><td>2020</td></tr> <tr><td>2021</td><td>2022</td><td>2023</td><td>2024</td><td>2025</td><td>2026</td><td>2027</td><td>2028</td><td>2029</td><td>2030</td></tr> </table>		1991	1992	1993	1994	1995	1996	1997	1998	1999	2000	2001	2002	2003	2004	2005	2006	2007	2008	2009	2010	2011	2012	2013	2014	2015	2016	2017	2018	2019	2020	2021	2022	2023	2024	2025	2026	2027	2028	2029	2030
1991	1992	1993	1994	1995	1996	1997	1998	1999	2000																																
2001	2002	2003	2004	2005	2006	2007	2008	2009	2010																																
2011	2012	2013	2014	2015	2016	2017	2018	2019	2020																																
2021	2022	2023	2024	2025	2026	2027	2028	2029	2030																																

No.	Name	Label	Survey period	Survey frequency
3.244)	vg_brexit_prob	hard brexit - probability lower bound	West East 12/2018	once

Wording of question

<p>since 12/2018</p> <p>Brexit</p> <p>In this question you can either state a probability or a probability range</p> <p>How likely do you think that a hard brexit will occur, viz. Without a comprehensive deal between EU and UK:</p> <p><input type="text"/> The probability is _____ % (please state integers)</p> <p><input type="text"/> the probability lies between _____ % and _____ % (please state integers)</p>	<p>Further information</p> <p>This variable states the lower bound of the probability range</p>																																								
<p>Time span of variable</p> <table border="1"> <tr><td>1991</td><td>1992</td><td>1993</td><td>1994</td><td>1995</td><td>1996</td><td>1997</td><td>1998</td><td>1999</td><td>2000</td></tr> <tr><td>2001</td><td>2002</td><td>2003</td><td>2004</td><td>2005</td><td>2006</td><td>2007</td><td>2008</td><td>2009</td><td>2010</td></tr> <tr><td>2011</td><td>2012</td><td>2013</td><td>2014</td><td>2015</td><td>2016</td><td>2017</td><td>2018</td><td>2019</td><td>2020</td></tr> <tr><td>2021</td><td>2022</td><td>2023</td><td>2024</td><td>2025</td><td>2026</td><td>2027</td><td>2028</td><td>2029</td><td>2030</td></tr> </table>		1991	1992	1993	1994	1995	1996	1997	1998	1999	2000	2001	2002	2003	2004	2005	2006	2007	2008	2009	2010	2011	2012	2013	2014	2015	2016	2017	2018	2019	2020	2021	2022	2023	2024	2025	2026	2027	2028	2029	2030
1991	1992	1993	1994	1995	1996	1997	1998	1999	2000																																
2001	2002	2003	2004	2005	2006	2007	2008	2009	2010																																
2011	2012	2013	2014	2015	2016	2017	2018	2019	2020																																
2021	2022	2023	2024	2025	2026	2027	2028	2029	2030																																

--	--	--	--	--	--

No.	Name	Label	Survey period	Survey frequency
-----	------	-------	---------------	------------------

3.245	vg_brexit_probub	hard brexit - probability upper bound	West East 12/2018	once
-------	------------------	---------------------------------------	-------------------	------

Wording of question

<p>since 12/2018</p> <p>Brexit</p> <p>In this question you can either state a probability or a probability range</p> <p>How likely do you think that a hard brexit will occur, viz. Without a comprehensive deal between EU and UK:</p> <p><input type="text"/> The probability is _____ % (please state integers)</p> <p><input type="text"/> the probability lies between _____ % and _____ % (please state integers)</p>	<p>Further information</p> <p>This variable states the upper bound of the probability range</p>																																								
<p>Time span of variable</p> <table border="1"> <tr><td>1991</td><td>1992</td><td>1993</td><td>1994</td><td>1995</td><td>1996</td><td>1997</td><td>1998</td><td>1999</td><td>2000</td></tr> <tr><td>2001</td><td>2002</td><td>2003</td><td>2004</td><td>2005</td><td>2006</td><td>2007</td><td>2008</td><td>2009</td><td>2010</td></tr> <tr><td>2011</td><td>2012</td><td>2013</td><td>2014</td><td>2015</td><td>2016</td><td>2017</td><td>2018</td><td>2019</td><td>2020</td></tr> <tr><td>2021</td><td>2022</td><td>2023</td><td>2024</td><td>2025</td><td>2026</td><td>2027</td><td>2028</td><td>2029</td><td>2030</td></tr> </table>		1991	1992	1993	1994	1995	1996	1997	1998	1999	2000	2001	2002	2003	2004	2005	2006	2007	2008	2009	2010	2011	2012	2013	2014	2015	2016	2017	2018	2019	2020	2021	2022	2023	2024	2025	2026	2027	2028	2029	2030
1991	1992	1993	1994	1995	1996	1997	1998	1999	2000																																
2001	2002	2003	2004	2005	2006	2007	2008	2009	2010																																
2011	2012	2013	2014	2015	2016	2017	2018	2019	2020																																
2021	2022	2023	2024	2025	2026	2027	2028	2029	2030																																

No.	Name	Label	Survey period	Survey frequency
-----	------	-------	---------------	------------------

3.246	vg_brexit_rev	hard brexit - affected revenue share	West East 12/2018	once
-------	---------------	--------------------------------------	-------------------	------

Wording of question

<p>since 12/2018</p> <p>Brexit</p> <p>What is the share of your turnover that would be affected by a hard brexit?</p> <p>_____ %</p>	<p>Further information</p>																																								
<p>Time span of variable</p> <table border="1"> <tr><td>1991</td><td>1992</td><td>1993</td><td>1994</td><td>1995</td><td>1996</td><td>1997</td><td>1998</td><td>1999</td><td>2000</td></tr> <tr><td>2001</td><td>2002</td><td>2003</td><td>2004</td><td>2005</td><td>2006</td><td>2007</td><td>2008</td><td>2009</td><td>2010</td></tr> <tr><td>2011</td><td>2012</td><td>2013</td><td>2014</td><td>2015</td><td>2016</td><td>2017</td><td>2018</td><td>2019</td><td>2020</td></tr> <tr><td>2021</td><td>2022</td><td>2023</td><td>2024</td><td>2025</td><td>2026</td><td>2027</td><td>2028</td><td>2029</td><td>2030</td></tr> </table>		1991	1992	1993	1994	1995	1996	1997	1998	1999	2000	2001	2002	2003	2004	2005	2006	2007	2008	2009	2010	2011	2012	2013	2014	2015	2016	2017	2018	2019	2020	2021	2022	2023	2024	2025	2026	2027	2028	2029	2030
1991	1992	1993	1994	1995	1996	1997	1998	1999	2000																																
2001	2002	2003	2004	2005	2006	2007	2008	2009	2010																																
2011	2012	2013	2014	2015	2016	2017	2018	2019	2020																																
2021	2022	2023	2024	2025	2026	2027	2028	2029	2030																																

No.	Name	Label	Survey period	Survey frequency
-----	------	-------	---------------	------------------

3.247	vg_brexit_impact	hard brexit - impact	West East 12/2018	once
-------	------------------	----------------------	-------------------	------

Wording of question

<p>since 12/2018</p> <p>Brexit</p> <p>What impact would a hard brexit have on this share of your company?</p> <table border="1"> <tr> <td>[1] significant positive</td> <td>[2] somewhat positive</td> <td>[3] none</td> <td>[4] somewhat negative</td> <td>[5] significant negative</td> </tr> </table>	[1] significant positive	[2] somewhat positive	[3] none	[4] somewhat negative	[5] significant negative	<p>Further information</p>															
[1] significant positive	[2] somewhat positive	[3] none	[4] somewhat negative	[5] significant negative																	
<p>Time span of variable</p> <table border="1"> <tr><td>1991</td><td>1992</td><td>1993</td><td>1994</td><td>1995</td><td>1996</td><td>1997</td><td>1998</td><td>1999</td><td>2000</td></tr> <tr><td>2001</td><td>2002</td><td>2003</td><td>2004</td><td>2005</td><td>2006</td><td>2007</td><td>2008</td><td>2009</td><td>2010</td></tr> </table>		1991	1992	1993	1994	1995	1996	1997	1998	1999	2000	2001	2002	2003	2004	2005	2006	2007	2008	2009	2010
1991	1992	1993	1994	1995	1996	1997	1998	1999	2000												
2001	2002	2003	2004	2005	2006	2007	2008	2009	2010												

2011	2012	2013	2014	2015	2016	2017	2018	2019	2020
							WEST EAST		
2021	2022	2023	2024	2025	2026	2027	2028	2029	2030

No.	Name	Label	Survey period	Survey frequency
3.248)	vg_uticapaa	capacity utilization (annual average)	West East 1/2019	once

Wording of question

since 1/2019	Further information
The utilization of our facilities (in the event of a normal economic situation without congestion or under-utilization) is on annual average up to _____%	belongs to vg_uticappc and vg_uticapap

Zeitverlauf der Variable

1991	1992	1993	1994	1995	1996	1997	1998	1999	2000
2001	2002	2003	2004	2005	2006	2007	2008	2009	2010
2011	2012	2013	2014	2015	2016	2017	2018	2019	2020
							WEST EAST		
2021	2022	2023	2024	2025	2026	2027	2028	2029	2030

No.	Name	Label	Survey period	Survey frequency
3.249)	vg_gdp3	real gdp: % change comp. last year (2019 vs 2018)	West and East 03/2019	03/2019 and 08/2019

Wording of question

since 3/2019	Further information
By how many percent do you think the real GDP in Germany will change in the year listed below compared to the respective previous year? (percentage indication with one decimal possible)	
2019: _____%	related to gdp1 gdp4

Time span of variable

1991	1992	1993	1994	1995	1996	1997	1998	1999	2000
2001	2002	2003	2004	2005	2006	2007	2008	2009	2010
2011	2012	2013	2014	2015	2016	2017	2018	2019	2020
							WEST EAST		
2021	2022	2023	2024	2025	2026	2027	2028	2029	2030

No.	Name	Label	Survey period	Survey frequency
3.250)	vg_gdp4	real gdp: % change comp. last year (2020 vs 2019)	West and East 03/2019	03/2019 and 08/2019

Wording of question

since 3/2019	Further information
By how many percent do you think the real GDP in Germany will change in the year listed below compared to the respective previous year? (percentage indication with one decimal possible)	
2020: _____%	related to gdp1 gdp3

Time span of variable

1991	1992	1993	1994	1995	1996	1997	1998	1999	2000
------	------	------	------	------	------	------	------	------	------

2001	2002	2003	2004	2005	2006	2007	2008	2009	2010
2011	2012	2013	2014	2015	2016	2017	2018	2019	2020
2021	2022	2023	2024	2025	2026	2027	2028	2029	2030

No.	Name	Label	Survey period	Survey frequency
3.251)	vg_heat_occ	weather - occurrence: heat wave	West and East 05/2019	once

Wording of question

<p>since 5/2019</p> <p>Where there any incidents of extrem weather conditions in the region, where your firm is settled, in the last 10 years ?</p> <table border="1"> <tr> <td></td> <td>Yes [1]</td> <td>No [2]</td> </tr> <tr> <td>Heat wave</td> <td></td> <td></td> </tr> </table>		Yes [1]	No [2]	Heat wave			Further information
	Yes [1]	No [2]					
Heat wave							

Time span of variable

1991	1992	1993	1994	1995	1996	1997	1998	1999	2000
2001	2002	2003	2004	2005	2006	2007	2008	2009	2010
2011	2012	2013	2014	2015	2016	2017	2018	2019	2020
2021	2022	2023	2024	2025	2026	2027	2028	2029	2030

No.	Name	Label	Survey period	Survey frequency
3.252)	vg_cold_occ	weather - occurrence: cold wave	West and East 05/2019	once

Wording of question

<p>since 5/2019</p> <p>Where there any incidents of extrem weather conditions in the region, where your firm is settled, in the last 10 years ?</p> <table border="1"> <tr> <td></td> <td>Yes [1]</td> <td>No [2]</td> </tr> <tr> <td>Cold wave</td> <td></td> <td></td> </tr> </table>		Yes [1]	No [2]	Cold wave			Further information
	Yes [1]	No [2]					
Cold wave							

Time span of variable

1991	1992	1993	1994	1995	1996	1997	1998	1999	2000
2001	2002	2003	2004	2005	2006	2007	2008	2009	2010
2011	2012	2013	2014	2015	2016	2017	2018	2019	2020
2021	2022	2023	2024	2025	2026	2027	2028	2029	2030

No.	Name	Label	Survey period	Survey frequency
3.253)	vg_drought_occ	weather - occurrence: Drought	West and East 05/2019	once

Wording of question

since 5/2019	Further information
--------------	---------------------

Where there any incidents of **extrem weather conditions** in the **region**, where your firm is settled, in the last 10 years ?

	Yes [1]	No [2]
Drought		

Time span of variable

1991	1992	1993	1994	1995	1996	1997	1998	1999	2000
2001	2002	2003	2004	2005	2006	2007	2008	2009	2010
2011	2012	2013	2014	2015	2016	2017	2018	2019	2020
								WEST EAST	
2021	2022	2023	2024	2025	2026	2027	2028	2029	2030

No.	Name	Label	Survey period	Survey frequency
3.254)	vg_rain_occ	weather - occurrence : heavy rain	West and East 05/2019	once

Wording of question

since 5/2019

Where there any incidents of **extrem weather conditions** in the **region**, where your firm is settled, in the last 10 years ?

	Yes [1]	No [2]
Heavy rain		

Further information

Time span of variable

1991	1992	1993	1994	1995	1996	1997	1998	1999	2000
2001	2002	2003	2004	2005	2006	2007	2008	2009	2010
2011	2012	2013	2014	2015	2016	2017	2018	2019	2020
								WEST EAST	
2021	2022	2023	2024	2025	2026	2027	2028	2029	2030

No.	Name	Label	Survey period	Survey frequency
3.255)	vg_storm_occ	weather - occurrence : storms	West and East 05/2019	once

Wording of question

since 5/2019

Where there any incidents of **extrem weather conditions** in the **region**, where your firm is settled, in the last 10 years ?

	Yes [1]	No [2]
Storms		

Further information

Time span of variable

1991	1992	1993	1994	1995	1996	1997	1998	1999	2000
2001	2002	2003	2004	2005	2006	2007	2008	2009	2010
2011	2012	2013	2014	2015	2016	2017	2018	2019	2020
								WEST EAST	
2021	2022	2023	2024	2025	2026	2027	2028	2029	2030

--	--	--	--	--	--

No.	Name	Label	Survey period	Survey frequency
3.256)	vg_heat_imp	weather - impact: heatwaves	West and East 05/2019	once

Wording of question

<p>since 5/2019</p> <p>Did these extreme weather conditions have an impact on the value added of your firm?</p> <table border="1"> <thead> <tr> <th></th> <th>Positive [1]</th> <th>None [2]</th> <th>Negative [3]</th> </tr> </thead> <tbody> <tr> <td>Heatwaves</td> <td></td> <td></td> <td></td> </tr> </tbody> </table>		Positive [1]	None [2]	Negative [3]	Heatwaves				Further information
	Positive [1]	None [2]	Negative [3]						
Heatwaves									

Time span of variable

1991	1992	1993	1994	1995	1996	1997	1998	1999	2000
2001	2002	2003	2004	2005	2006	2007	2008	2009	2010
2011	2012	2013	2014	2015	2016	2017	2018	2019	2020
2021	2022	2023	2024	2025	2026	2027	2028	2029	2030

WEST
EAST

No.	Name	Label	Survey period	Survey frequency
3.257)	vg_cold_imp	weather - impact: coldwaves	West and East 05/2019	once

Wording of question

<p>since 5/2019</p> <p>Did these extreme weather conditions have an impact on the value added of your firm?</p> <table border="1"> <thead> <tr> <th></th> <th>Positive [1]</th> <th>None [2]</th> <th>Negative [3]</th> </tr> </thead> <tbody> <tr> <td>Coldwaves</td> <td></td> <td></td> <td></td> </tr> </tbody> </table>		Positive [1]	None [2]	Negative [3]	Coldwaves				Further information
	Positive [1]	None [2]	Negative [3]						
Coldwaves									

Time span of variable

1991	1992	1993	1994	1995	1996	1997	1998	1999	2000
2001	2002	2003	2004	2005	2006	2007	2008	2009	2010
2011	2012	2013	2014	2015	2016	2017	2018	2019	2020
2021	2022	2023	2024	2025	2026	2027	2028	2029	2030

WEST
EAST

No.	Name	Label	Survey period	Survey frequency
3.258)	vg_drought_imp	weather - impact: drought	West and East 05/2019	once

Wording of question

<p>since 5/2019</p> <p>Did these extreme weather conditions have an impact on the value added of your firm?</p> <table border="1"> <thead> <tr> <th></th> <th>Positive [1]</th> <th>None [2]</th> <th>Negative [3]</th> </tr> </thead> <tbody> <tr> <td>Drought</td> <td></td> <td></td> <td></td> </tr> </tbody> </table>		Positive [1]	None [2]	Negative [3]	Drought				Further information
	Positive [1]	None [2]	Negative [3]						
Drought									

Time span of variable

1991	1992	1993	1994	1995	1996	1997	1998	1999	2000
2001	2002	2003	2004	2005	2006	2007	2008	2009	2010
2011	2012	2013	2014	2015	2016	2017	2018	2019	2020
2021	2022	2023	2024	2025	2026	2027	2028	2029	2030

No.	Name	Label	Survey period	Survey frequency
3.259)	vg_rain_imp	weather - impact: heavy rain	West and East 05/2019	once

Wording of question

since 5/2019

Did these **extreme weather conditions** have an impact on the **value added** of your firm?

	Positive [1]	None [2]	Negative [3]
Heavy rain			

Further information

Time span of variable

1991	1992	1993	1994	1995	1996	1997	1998	1999	2000
2001	2002	2003	2004	2005	2006	2007	2008	2009	2010
2011	2012	2013	2014	2015	2016	2017	2018	2019	2020
2021	2022	2023	2024	2025	2026	2027	2028	2029	2030

No.	Name	Label	Survey period	Survey frequency
3.260)	vg_storm_imp	weather - impact: storms	West and East 05/2019	once

Wording of question

since 5/2019

Did these **extreme weather conditions** have an impact on the **value added** of your firm?

	Positive [1]	None [2]	Negative [3]
Storms			

Further information

Time span of variable

1991	1992	1993	1994	1995	1996	1997	1998	1999	2000
2001	2002	2003	2004	2005	2006	2007	2008	2009	2010
2011	2012	2013	2014	2015	2016	2017	2018	2019	2020
2021	2022	2023	2024	2025	2026	2027	2028	2029	2030

No.	Name	Label	Survey period	Survey frequency
3.261)	vg_heat_inc	weather - incidence and intensity: heatwaves	West and East 05/2019	once

Wording of question

since 5/2019				Further information only online	
Does your firm expect any change in the frequency or intensity of certain extreme weather conditions ?					
	Increase [1]	No change [2]	Decrease [3]		
Heatwaves					

Time span of variable

1991	1992	1993	1994	1995	1996	1997	1998	1999	2000
2001	2002	2003	2004	2005	2006	2007	2008	2009	2010
2011	2012	2013	2014	2015	2016	2017	2018	2019	2020
2021	2022	2023	2024	2025	2026	2027	2028	2029	2030

WEST
EAST

No.	Name	Label	Survey period	Survey frequency
3.262)	vg_cold_inc	weather - incidence and intensity: coldwaves	West and East 05/2019	once

Wording of question

since 5/2019				Further information only online	
Does your firm expect any change in the frequency or intensity of certain extreme weather conditions ?					
	Increase [1]	No change [2]	Decrease [3]		
Coldwaves					

Time span of variable

1991	1992	1993	1994	1995	1996	1997	1998	1999	2000
2001	2002	2003	2004	2005	2006	2007	2008	2009	2010
2011	2012	2013	2014	2015	2016	2017	2018	2019	2020
2021	2022	2023	2024	2025	2026	2027	2028	2029	2030

WEST
EAST

No.	Name	Label	Survey period	Survey frequency
3.263)	vg_drought_inc	weather - incidence and intensity: drought	West and East 05/2019	once

Wording of question

since 5/2019				Further information only online	
Does your firm expect any change in the frequency or intensity of certain extreme weather conditions ?					
	Increase [1]	No change [2]	Decrease [3]		
Drought					

Time span of variable

1991	1992	1993	1994	1995	1996	1997	1998	1999	2000
2001	2002	2003	2004	2005	2006	2007	2008	2009	2010
2011	2012	2013	2014	2015	2016	2017	2018	2019	2020

								WEST EAST		
2021	2022	2023	2024	2025	2026	2027	2028	2029	2030	

No.	Name	Label	Survey period	Survey frequency
3.264)	vg_rain_inc	weather - incidence and intensity: heavy rain	West and East 05/2019	once

Wording of question

since 5/2019

Does your firm expect any **change** in the frequency or intensity of **certain extreme weather conditions**?

	Increase [1]	No change [2]	Decrease [3]
Heavy rain			

Further information only online

Time span of variable

1991	1992	1993	1994	1995	1996	1997	1998	1999	2000
2001	2002	2003	2004	2005	2006	2007	2008	2009	2010
2011	2012	2013	2014	2015	2016	2017	2018	2019	2020
2021	2022	2023	2024	2025	2026	2027	2028	WEST EAST	2030

No.	Name	Label	Survey period	Survey frequency
3.265)	vg_storm_inc	weather - incidence and intensity: storms	West and East 05/2019	once

Wording of question

since 5/2019

Does your firm expect any **change** in the frequency or intensity of **certain extreme weather conditions**?

	Increase [1]	No change [2]	Decrease [3]
Storms			

Further information only online

Time span of variable

1991	1992	1993	1994	1995	1996	1997	1998	1999	2000
2001	2002	2003	2004	2005	2006	2007	2008	2009	2010
2011	2012	2013	2014	2015	2016	2017	2018	2019	2020
2021	2022	2023	2024	2025	2026	2027	2028	WEST EAST	2030

No.	Name	Label	Survey period	Survey frequency
3.266)	vg_heat_prep	weather - prepared: heatwaves	West and East 05/2019	once

Wording of question

since 5/2019

Is your firm **currently prepared** for possibly **negative consequences** of extreme weather conditions (e.g., by supplementary insurances, reserves, technical arrangements, other measures)?

Yes [1]	No [2]	Not necessary [3]
---------	--------	-------------------

Further information only online

Heatwaves									
Time span of variable									
1991	1992	1993	1994	1995	1996	1997	1998	1999	2000
2001	2002	2003	2004	2005	2006	2007	2008	2009	2010
2011	2012	2013	2014	2015	2016	2017	2018	2019	2020
2021	2022	2023	2024	2025	2026	2027	2028	2029	2030

No.	Name	Label	Survey period	Survey frequency
3.267)	vg_cold_prep	weather - prepared: coldwaves	West and East 05/2019	once

Wording of question

since 5/2019	Further information only online								
<p>Is your firm currently prepared for possibly negative consequences of extreme weather conditions (e.g., by supplementary insurances, reserves, technical arrangements, other measures)?</p>									
<table border="1"> <tr> <td></td> <td>Yes [1]</td> <td>No [2]</td> <td>Not necessary [3]</td> </tr> <tr> <td>Coldwaves</td> <td></td> <td></td> <td></td> </tr> </table>		Yes [1]	No [2]	Not necessary [3]	Coldwaves				
	Yes [1]	No [2]	Not necessary [3]						
Coldwaves									

Time span of variable

1991	1992	1993	1994	1995	1996	1997	1998	1999	2000
2001	2002	2003	2004	2005	2006	2007	2008	2009	2010
2011	2012	2013	2014	2015	2016	2017	2018	2019	2020
2021	2022	2023	2024	2025	2026	2027	2028	2029	2030

No.	Name	Label	Survey period	Survey frequency
3.268)	vg_drought_prep	weather - prepared: drought	West and East 05/2019	once

Wording of question

since 5/2019	Further information only online								
<p>Is your firm currently prepared for possibly negative consequences of extreme weather conditions (e.g., by supplementary insurances, reserves, technical arrangements, other measures)?</p>									
<table border="1"> <tr> <td></td> <td>Yes [1]</td> <td>No [2]</td> <td>Not necessary [3]</td> </tr> <tr> <td>Drought</td> <td></td> <td></td> <td></td> </tr> </table>		Yes [1]	No [2]	Not necessary [3]	Drought				
	Yes [1]	No [2]	Not necessary [3]						
Drought									

Time span of variable

1991	1992	1993	1994	1995	1996	1997	1998	1999	2000
2001	2002	2003	2004	2005	2006	2007	2008	2009	2010
2011	2012	2013	2014	2015	2016	2017	2018	2019	2020
2021	2022	2023	2024	2025	2026	2027	2028	2029	2030

No.	Name	Label	Survey period	Survey frequency
3.269)	vg_rain_prep	weather - prepared: Heavy rain	West and East 05/2019	once

Wording of question

since 5/2019

Is your firm **currently prepared** for possibly **negative consequences** of extreme weather conditions (e.g., by supplementary insurances, reserves, technical arrangements, other measures)?

	Yes [1]	No [2]	Not necessary [3]
Heavy rain			

Further information only online

Time span of variable

1991	1992	1993	1994	1995	1996	1997	1998	1999	2000
2001	2002	2003	2004	2005	2006	2007	2008	2009	2010
2011	2012	2013	2014	2015	2016	2017	2018	2019	2020
2021	2022	2023	2024	2025	2026	2027	2028	2029	2030

WEST
EAST

No.	Name	Label	Survey period	Survey frequency
3.270)	vg_storm_prep	weather - prepared: storms	West and East 05/2019	once

Wording of question

since 5/2019

Is your firm **currently prepared** for possibly **negative consequences** of extreme weather conditions (e.g., by supplementary insurances, reserves, technical arrangements, other measures)?

	Yes [1]	No [2]	Not necessary [3]
Storms			

Further information only online

Time span of variable

1991	1992	1993	1994	1995	1996	1997	1998	1999	2000
2001	2002	2003	2004	2005	2006	2007	2008	2009	2010
2011	2012	2013	2014	2015	2016	2017	2018	2019	2020
2021	2022	2023	2024	2025	2026	2027	2028	2029	2030

WEST
EAST

No.	Name	Label	Survey Period	Survey Frequency
3.271)	vg_log_services_avail	business activities hindered by logistics services: availability	West and East 06/2019	once

Wording of question

since 6/2019

How strongly was your **business activity hindered** by the following characteristics of **logistics services** in the last 12 month? (1=not at all, 2=very little, 3=little, 4=strong, 5=very strong)

	not at all [1]	very little [2]	little [3]	strong [4]	very strong [5]
Availability					

Further information only online

Time span of variable

1991	1992	1993	1994	1995	1996	1997	1998	1999	2000
2001	2002	2003	2004	2005	2006	2007	2008	2009	2010
2011	2012	2013	2014	2015	2016	2017	2018	2019	2020
2021	2022	2023	2024	2025	2026	2027	2028	2029	2030

No.	Name	Label	Survey Period	Survey Frequency
-----	------	-------	---------------	------------------

3.272)	vg_log_services_prices	business activities hindered by logistics services: prices	West and East 06/2019	once
--------	------------------------	--	-----------------------	------

Wording of question

since 6/2019	Further information only online												
<p>How strongly was your business activity hindered by the following characteristics of logistics services in the last 12 month? (1=not at all, 2=very little, 3=little, 4=strong, 5=very strong)</p> <table border="1"> <tr> <td></td> <td>not at all [1]</td> <td>very little [2]</td> <td>little [3]</td> <td>strong [4]</td> <td>very strong [5]</td> </tr> <tr> <td>Prices</td> <td></td> <td></td> <td></td> <td></td> <td></td> </tr> </table>		not at all [1]	very little [2]	little [3]	strong [4]	very strong [5]	Prices						
	not at all [1]	very little [2]	little [3]	strong [4]	very strong [5]								
Prices													

Time span of variable

1991	1992	1993	1994	1995	1996	1997	1998	1999	2000
2001	2002	2003	2004	2005	2006	2007	2008	2009	2010
2011	2012	2013	2014	2015	2016	2017	2018	2019	2020
2021	2022	2023	2024	2025	2026	2027	2028	2029	2030

No.	Name	Label	Survey Period	Survey Frequency
-----	------	-------	---------------	------------------

3.273)	vg_log_services_punct	business activities hindered by logistics services: punctuality	West and East 06/2019	once
--------	-----------------------	---	-----------------------	------

Wording of question

since 6/2019	Further information only online												
<p>How strongly was your business activity hindered by the following characteristics of logistics services in the last 12 month? (1=not at all, 2=very little, 3=little, 4=strong, 5=very strong)</p> <table border="1"> <tr> <td></td> <td>not at all [1]</td> <td>very little [2]</td> <td>little [3]</td> <td>strong [4]</td> <td>very strong [5]</td> </tr> <tr> <td>Punctuality</td> <td></td> <td></td> <td></td> <td></td> <td></td> </tr> </table>		not at all [1]	very little [2]	little [3]	strong [4]	very strong [5]	Punctuality						
	not at all [1]	very little [2]	little [3]	strong [4]	very strong [5]								
Punctuality													

Time span of variable

1991	1992	1993	1994	1995	1996	1997	1998	1999	2000
2001	2002	2003	2004	2005	2006	2007	2008	2009	2010
2011	2012	2013	2014	2015	2016	2017	2018	2019	2020
2021	2022	2023	2024	2025	2026	2027	2028	2029	2030

No.	Name	Label	Survey Period	Survey Frequency
-----	------	-------	---------------	------------------

3.274)	vg_log_services_qual	business activities hindered by logistics services: quality	West and East 06/2019	once
--------	----------------------	---	-----------------------	------

Wording of question

since 6/2019

How strongly was your **business activity hindered** by the following characteristics of **logistics services** in the last 12 month?
(1=not at all, 2=very little, 3=little, 4=strong, 5=very strong)

	not at all [1]	very little [2]	little [3]	strong [4]	very strong [5]
Quality					

Further information only online

Time span of variable

1991	1992	1993	1994	1995	1996	1997	1998	1999	2000
2001	2002	2003	2004	2005	2006	2007	2008	2009	2010
2011	2012	2013	2014	2015	2016	2017	2018	2019	2020
2021	2022	2023	2024	2025	2026	2027	2028	2029	2030

WEST
EAST

No.	Name	Label	Survey period	Survey frequency
3.275)	vg_invit_lj	investment in Software/database las t year	West and east since 05/2019	once

Wording of question

May 2018

Special question investments
(only in May and November)

Last year our investments were (20YY** compared to 20WW**)	Total investments
	-Software/ Datenbases
	+ [1]
	= [2]
	- [3]

Further information

20YY = previous year
20WW = preprevious year
e.g. if question was in 2019: 20YY=2018 and 20WW=2017

3.119) vg_invest_lj
3.120) vg_invcon_lj
3.121) vg_inveq_lj
3.122) vg_invest_dj
3.123) vg_invcon_dj
3.124) vg_inveq_dj
3.125) vg_invest_nj
3.126) vg_invcon_nj
3.127) vg_inveq_lj
3.229) vg_invit_dj
3.330) vg_invit_nj

Label in data set:
+ = increased [1]
= = not changed [2]
- = decreased [3]

Time span of variable

1980	1981	1982	1983	1984	1985	1986	1987	1988	1989
1990	1991	1992	1993	1994	1995	1996	1997	1998	1999
2000	2001	2002	2003	2004	2005	2006	2007	2008	2009
2010	2011	2012	2013	2014	2015	2016	2017	2018	2019
2021	2022	2023	2024	2025	2026	2027	2028	2029	2030

WEST
EAST

No.	Name	Label	Survey period	Survey frequency
3.276)	vg_rd_pers	share of research and development: personnel	West and east since 09/2019	once

Wording of question

Sep 19

How large is the share of the following positions of your research and development spendings? (number of percent possible with one decimal digit)
Personell:
.....%

Further information only online

Time span of variable

1991	1992	1993	1994	1995	1996	1997	1998	1999	2000
------	------	------	------	------	------	------	------	------	------

2001	2002	2003	2004	2005	2006	2007	2008	2009	2010
2011	2012	2013	2014	2015	2016	2017	2018	2019	2020
2021	2022	2023	2024	2025	2026	2027	2028	2029	2030

No.	Name	Label	Survey period	Survey frequency
3.277)	vg_rd_inst	share of research and development: research by universities and institutes	West and east since 09/2019	once

Wording of question

<p>Sep 19</p> <p>How large is the share of the following positions of your research and development spendings? (number of percent possible with one decimal digit)</p> <p>Contract research by universities and research institutes (e.g. Fraunhofer):</p> <p>____.____%</p>	<p>Further information only online</p>																																								
<p>Time span of variable</p> <table border="1"> <tr><td>1991</td><td>1992</td><td>1993</td><td>1994</td><td>1995</td><td>1996</td><td>1997</td><td>1998</td><td>1999</td><td>2000</td></tr> <tr><td>2001</td><td>2002</td><td>2003</td><td>2004</td><td>2005</td><td>2006</td><td>2007</td><td>2008</td><td>2009</td><td>2010</td></tr> <tr><td>2011</td><td>2012</td><td>2013</td><td>2014</td><td>2015</td><td>2016</td><td>2017</td><td>2018</td><td>2019</td><td>2020</td></tr> <tr><td>2021</td><td>2022</td><td>2023</td><td>2024</td><td>2025</td><td>2026</td><td>2027</td><td>2028</td><td>2029</td><td>2030</td></tr> </table>		1991	1992	1993	1994	1995	1996	1997	1998	1999	2000	2001	2002	2003	2004	2005	2006	2007	2008	2009	2010	2011	2012	2013	2014	2015	2016	2017	2018	2019	2020	2021	2022	2023	2024	2025	2026	2027	2028	2029	2030
1991	1992	1993	1994	1995	1996	1997	1998	1999	2000																																
2001	2002	2003	2004	2005	2006	2007	2008	2009	2010																																
2011	2012	2013	2014	2015	2016	2017	2018	2019	2020																																
2021	2022	2023	2024	2025	2026	2027	2028	2029	2030																																

No.	Name	Label	Survey period	Survey frequency
3.278)	vg_rd_comp	share of research and development: other companies	West and east since 09/2019	once

Wording of question

<p>Sep 19</p> <p>How large is the share of the following positions of your research and development spendings? (number of percent possible with one decimal digit)</p> <p>Contract research by other companies:</p> <p>____.____%</p>	<p>Further information only online</p>																																								
<p>Time span of variable</p> <table border="1"> <tr><td>1991</td><td>1992</td><td>1993</td><td>1994</td><td>1995</td><td>1996</td><td>1997</td><td>1998</td><td>1999</td><td>2000</td></tr> <tr><td>2001</td><td>2002</td><td>2003</td><td>2004</td><td>2005</td><td>2006</td><td>2007</td><td>2008</td><td>2009</td><td>2010</td></tr> <tr><td>2011</td><td>2012</td><td>2013</td><td>2014</td><td>2015</td><td>2016</td><td>2017</td><td>2018</td><td>2019</td><td>2020</td></tr> <tr><td>2021</td><td>2022</td><td>2023</td><td>2024</td><td>2025</td><td>2026</td><td>2027</td><td>2028</td><td>2029</td><td>2030</td></tr> </table>		1991	1992	1993	1994	1995	1996	1997	1998	1999	2000	2001	2002	2003	2004	2005	2006	2007	2008	2009	2010	2011	2012	2013	2014	2015	2016	2017	2018	2019	2020	2021	2022	2023	2024	2025	2026	2027	2028	2029	2030
1991	1992	1993	1994	1995	1996	1997	1998	1999	2000																																
2001	2002	2003	2004	2005	2006	2007	2008	2009	2010																																
2011	2012	2013	2014	2015	2016	2017	2018	2019	2020																																
2021	2022	2023	2024	2025	2026	2027	2028	2029	2030																																

No.	Name	Label	Survey period	Survey frequency
3.279)	vg_support_eu	rd support by: EU	West and east since 09/2019	once

Wording of question

<p>Sep 19</p> <p>In the last three years, from which of the following institutions did your company receive R&D support?</p> <table border="1" style="margin-left: auto; margin-right: auto;"> <tr> <td style="width: 100px; height: 20px;"></td> <td style="width: 50px; height: 20px; text-align: center;">Yes [1]</td> </tr> <tr> <td style="width: 100px; height: 20px;">EU institutions</td> <td style="width: 50px; height: 20px;"></td> </tr> </table>		Yes [1]	EU institutions		<p>Further information only online</p>
	Yes [1]				
EU institutions					

Time span of variable									
1991	1992	1993	1994	1995	1996	1997	1998	1999	2000
2001	2002	2003	2004	2005	2006	2007	2008	2009	2010
2011	2012	2013	2014	2015	2016	2017	2018	2019	2020
2021	2022	2023	2024	2025	2026	2027	2028	2029	2030

No.	Name	Label	Survey period	Survey frequency
3.280)	vg_support_fmer	rd support by: Federal Ministry for Education and Research	West and east since 09/2019	once

Wording of question

<p>Sep 19</p> <p>In the last three years, from which of the following institutions did your company receive R&D support?</p> <table border="1" style="margin-left: auto; margin-right: auto;"> <tr><td>Yes [1]</td></tr> <tr><td>Federal Ministry for Education and Research</td></tr> </table>	Yes [1]	Federal Ministry for Education and Research	<p>Further information only online</p>
Yes [1]			
Federal Ministry for Education and Research			

Time span of variable									
1991	1992	1993	1994	1995	1996	1997	1998	1999	2000
2001	2002	2003	2004	2005	2006	2007	2008	2009	2010
2011	2012	2013	2014	2015	2016	2017	2018	2019	2020
2021	2022	2023	2024	2025	2026	2027	2028	2029	2030

No.	Name	Label	Survey period	Survey frequency
3.281)	vg_support_fmeae	rd support by: Federal Ministry for Economic Affairs and Energy	West and east since 09/2019	once

Wording of question

<p>Sep 19</p> <p>In the last three years, from which of the following institutions did your company receive R&D support?</p> <table border="1" style="margin-left: auto; margin-right: auto;"> <tr><td>Yes [1]</td></tr> <tr><td>Federal Ministry for Economic Affairs and Energy</td></tr> </table>	Yes [1]	Federal Ministry for Economic Affairs and Energy	<p>Further information only online</p>
Yes [1]			
Federal Ministry for Economic Affairs and Energy			

Time span of variable									
1991	1992	1993	1994	1995	1996	1997	1998	1999	2000
2001	2002	2003	2004	2005	2006	2007	2008	2009	2010
2011	2012	2013	2014	2015	2016	2017	2018	2019	2020
2021	2022	2023	2024	2025	2026	2027	2028	2029	2030

No.	Name	Label	Survey period	Survey frequency
3.282)	vg_support_fed	rd support by: Federal State	West and east since 09/2019	once

Wording of question

Sep 19 In the last three years, from which of the following institutions did your company receive R&D support?		Further information only online
Federal State	Yes [1]	

Time span of variable

1991	1992	1993	1994	1995	1996	1997	1998	1999	2000
2001	2002	2003	2004	2005	2006	2007	2008	2009	2010
2011	2012	2013	2014	2015	2016	2017	2018	2019	2020
2021	2022	2023	2024	2025	2026	2027	2028	2029	2030

No.	Name	Label	Survey period	Survey frequency
3.283)	vg_support_other	rd support by: other	West and east since 09/2019	once

Wording of question

Sep 19 In the last three years, from which of the following institutions did your company receive R&D support?		Further information only online
Other	Yes [1]	

Time span of variable

1991	1992	1993	1994	1995	1996	1997	1998	1999	2000
2001	2002	2003	2004	2005	2006	2007	2008	2009	2010
2011	2012	2013	2014	2015	2016	2017	2018	2019	2020
2021	2022	2023	2024	2025	2026	2027	2028	2029	2030

No.	Name	Label	Survey period	Survey frequency
3.284)	vg_support_none	rd support by: none	West and east since 09/2019	once

Wording of question

Sep 19 In the last three years, from which of the following institutions did your company receive R&D support?		Further information only online
None	Yes [1]	

Time span of variable

1991	1992	1993	1994	1995	1996	1997	1998	1999	2000
2001	2002	2003	2004	2005	2006	2007	2008	2009	2010
2011	2012	2013	2014	2015	2016	2017	2018	2019	2020
2021	2022	2023	2024	2025	2026	2027	2028	2029	2030

2021	2022	2023	2024	2025	2026	2027	2028	2029	2030
------	------	------	------	------	------	------	------	------	------

No.	Name	Label	Survey period	Survey frequency
3.285)	vg_use_rdsup	use of public rd support	West and east since 09/2019	once

Wording of question

<p>Sep 19</p> <p>The German government plans the introduction of public support of research. Would your company use such support?</p> <table border="1"> <tr> <td>Yes [1]</td><td>No [2]</td><td>don't know [3]</td></tr> <tr> <td></td><td></td><td></td></tr> </table>	Yes [1]	No [2]	don't know [3]				<p>Further information only online</p>
Yes [1]	No [2]	don't know [3]					

Time span of variable

1991	1992	1993	1994	1995	1996	1997	1998	1999	2000
2001	2002	2003	2004	2005	2006	2007	2008	2009	2010
2011	2012	2013	2014	2015	2016	2017	2018	2019	2020
2021	2022	2023	2024	2025	2026	2027	2028	2029	2030

No.	Name	Label	Survey period	Survey frequency
3.286)	vg_effect_sp	effect of rd support: spendings	West and east since 09/2019	once

Wording of question

<p>Sep 19</p> <p>How would such support affect your company's research and development?</p> <table border="1"> <tr> <td></td><td>Increase [1]</td><td>No change [2]</td><td>Decrease [3]</td><td>I don't know [4]</td></tr> <tr> <td>Spending on research and development</td><td></td><td></td><td></td><td></td></tr> </table>		Increase [1]	No change [2]	Decrease [3]	I don't know [4]	Spending on research and development					<p>Further information only online</p>
	Increase [1]	No change [2]	Decrease [3]	I don't know [4]							
Spending on research and development											

Time span of variable

1991	1992	1993	1994	1995	1996	1997	1998	1999	2000
2001	2002	2003	2004	2005	2006	2007	2008	2009	2010
2011	2012	2013	2014	2015	2016	2017	2018	2019	2020
2021	2022	2023	2024	2025	2026	2027	2028	2029	2030

No.	Name	Label	Survey period	Survey frequency
3.287)	vg_effect_pr	effect of rd support: projects	West and east since 09/2019	once

Wording of question

<p>Sep 19</p> <p>How would such support affect your company's research and development?</p> <table border="1"> <tr> <td></td><td>Increase [1]</td><td>No change [2]</td><td>Decrease [3]</td><td>I don't know [4]</td></tr> <tr> <td>Number of research and development projects</td><td></td><td></td><td></td><td></td></tr> </table>		Increase [1]	No change [2]	Decrease [3]	I don't know [4]	Number of research and development projects					<p>Further information only online</p>
	Increase [1]	No change [2]	Decrease [3]	I don't know [4]							
Number of research and development projects											

Time span of variable

1991	1992	1993	1994	1995	1996	1997	1998	1999	2000
2001	2002	2003	2004	2005	2006	2007	2008	2009	2010
2011	2012	2013	2014	2015	2016	2017	2018	2019	2020
2021	2022	2023	2024	2025	2026	2027	2028	2029	2030

No.	Name	Label	Survey period	Survey frequency
3.288)	vg_uncert_tax	uncertainty in future demand due to: tax	West and east 09/2019	once

Wording of question

Dez 19 Demand in your products depends on multiple factors. Please evaluate to which extent uncertainties regarding the following matter make it difficult to estimate future demand:					Further information only online
	no relevance [1]			high relevance [5]	
Tax					

Time span of variable

1991	1992	1993	1994	1995	1996	1997	1998	1999	2000
2001	2002	2003	2004	2005	2006	2007	2008	2009	2010
2011	2012	2013	2014	2015	2016	2017	2018	2019	2020
2021	2022	2023	2024	2025	2026	2027	2028	2029	2030

No.	Name	Label	Survey period	Survey frequency
3.289)	vg_uncert_trade	uncertainty in future demand due to: trade war	West and east 09/2019	once

Wording of question

Dez 19 Demand in your products depends on multiple factors. Please evaluate to which extent uncertainties regarding the following matter make it difficult to estimate future demand:					Further information only online
	no relevance [1]			high relevance [5]	
Trade war					

Time span of variable

1991	1992	1993	1994	1995	1996	1997	1998	1999	2000
2001	2002	2003	2004	2005	2006	2007	2008	2009	2010
2011	2012	2013	2014	2015	2016	2017	2018	2019	2020
2021	2022	2023	2024	2025	2026	2027	2028	2029	2030

No.	Name	Label	Survey period	Survey frequency
3.290)	vg_uncert_exc	uncertainty in future demand due to:	West and east 09/2019	once

exchange rate

Wording of question

Dez 19 Demand in your products depends on multiple factors. Please evaluate to which extent uncertainties regarding the following matter make it difficult to estimate future demand:						Further information only online
	no relevance [1]				high relevance [5]	
Exchange rate						

Time span of variable

1991	1992	1993	1994	1995	1996	1997	1998	1999	2000
2001	2002	2003	2004	2005	2006	2007	2008	2009	2010
2011	2012	2013	2014	2015	2016	2017	2018	2019	2020
2021	2022	2023	2024	2025	2026	2027	2028	2029	2030

WEST
EAST

No.	Name	Label	Survey period	Survey frequency
3.291)	vg_uncert_econ	uncertainty in future demand due to: general economic development	West and east 09/2019	once

Wording of question

Dez 19 Demand in your products depends on multiple factors. Please evaluate to which extent uncertainties regarding the following matter make it difficult to estimate future demand:						Further information only online
	no relevance [1]				high relevance [5]	
General economic development						

Time span of variable

1991	1992	1993	1994	1995	1996	1997	1998	1999	2000
2001	2002	2003	2004	2005	2006	2007	2008	2009	2010
2011	2012	2013	2014	2015	2016	2017	2018	2019	2020
2021	2022	2023	2024	2025	2026	2027	2028	2029	2030

WEST
EAST

No.	Name	Label	Survey period	Survey frequency
3.292)	vg_uncert_unempl	uncertainty in future demand due to: unemployment rate	West and east 09/2019	once

Wording of question

Dez 19 Demand in your products depends on multiple factors. Please evaluate to which extent uncertainties regarding the following matter make it difficult to estimate future demand:						Further information only online
	no relevance [1]				high relevance [5]	
Unemployment rate						

Time span of variable

1991	1992	1993	1994	1995	1996	1997	1998	1999	2000
2001	2002	2003	2004	2005	2006	2007	2008	2009	2010

2011	2012	2013	2014	2015	2016	2017	2018	2019	2020
								WEST	
								EAST	
2021	2022	2023	2024	2025	2026	2027	2028	2029	2030

No.	Name	Label	Survey period	Survey frequency
3.293)	vg_uncert_inflation	uncertainty in future demand due to: inflation	West and east 09/2019	once

Wording of question

<p>Dez 19</p> <p>Demand in your products depends on multiple factors. Please evaluate to which extent uncertainties regarding the following matter make it difficult to estimate future demand:</p> <table border="1" style="margin-left: auto; margin-right: auto;"> <tr> <td></td><td>no relevance [1]</td><td></td><td></td><td></td><td>high relevance [5]</td></tr> <tr> <td style="border: none;">inflation</td><td></td><td></td><td></td><td></td><td></td></tr> </table>		no relevance [1]				high relevance [5]	inflation						<p>Further information only online</p>
	no relevance [1]				high relevance [5]								
inflation													

Time span of variable

1991	1992	1993	1994	1995	1996	1997	1998	1999	2000
2001	2002	2003	2004	2005	2006	2007	2008	2009	2010
2011	2012	2013	2014	2015	2016	2017	2018	2019	2020
								WEST	
								EAST	
2021	2022	2023	2024	2025	2026	2027	2028	2029	2030

No.	Name	Label	Survey period	Survey frequency
3.294)	vg_uncert_intrate	uncertainty in future demand due to: interest rate and monetary policy	West and east 09/2019	once

Wording of question

<p>Dez 19</p> <p>Demand in your products depends on multiple factors. Please evaluate to which extent uncertainties regarding the following matter make it difficult to estimate future demand:</p> <table border="1" style="margin-left: auto; margin-right: auto;"> <tr> <td></td><td>no relevance [1]</td><td></td><td></td><td></td><td>high relevance [5]</td></tr> <tr> <td style="border: none;">interest rate/EZB monetary policy</td><td></td><td></td><td></td><td></td><td></td></tr> </table>		no relevance [1]				high relevance [5]	interest rate/EZB monetary policy						<p>Further information only online</p>
	no relevance [1]				high relevance [5]								
interest rate/EZB monetary policy													

Time span of variable

1991	1992	1993	1994	1995	1996	1997	1998	1999	2000
2001	2002	2003	2004	2005	2006	2007	2008	2009	2010
2011	2012	2013	2014	2015	2016	2017	2018	2019	2020
								WEST	
								EAST	
2021	2022	2023	2024	2025	2026	2027	2028	2029	2030

4. Special question Innovation

No.	Name	Label	Survey period	Survey frequency
4.1)	vg_market_national_1	development of national markets in next 5 years	West 12/1981 - 12/1982	annual

Wording of question

1981 & 1982	Further information
<p>Innovations</p> <p>In our opinion the market for XY is [...] in the medium term (about 5 years) therefor under elimination of purely cyclical fluctuations</p> <p style="text-align: center;">domestic</p> <p>growing <input type="text"/> [1]</p> <p>stagnating <input type="text"/> [2]</p> <p>shrinking <input type="text"/> [3]</p>	

Time span of variable

1980	1981	1982	1983	1984	1985	1986	1987	1988	1989
	WEST								
1990	1991	1992	1993	1994	1995	1996	1997	1998	1999
2000	2001	2002	2003	2004	2005	2006	2007	2008	2009
2010	2011	2012	2013	2014	2015	2016	2017	2018	2019
2020	2021	2022	2023	2024	2025	2026	2027	2028	2029

No.	Name	Label	Survey period	Survey frequency
4.2)	vg_market_national_2	development of national markets in next 5 years	West since 12/1983 East since 12/1991	annual annual

Wording of question

since 1983	Further information
<p>Innovations</p> <p>In our opinion the market for XY is [...] in the medium term (about 5 years) therefor under elimination of purely cyclical fluctuations</p> <p style="text-align: center;">domestic</p> <p>significantly growing <input type="text"/> [1]</p> <p>growing <input type="text"/> [2]</p> <p>stagnating <input type="text"/> [3]</p> <p>shrinking <input type="text"/> [4]</p> <p>significantly shrinking <input type="text"/> [5]</p>	

Time span of variable

1980	1981	1982	1983	1984	1985	1986	1987	1988	1989

significantly growing [1]
 growing [2]
 stagnating [3]
 shrinking [4]
 significantly shrinking [5]

Time span of variable

1980	1981	1982	1983	1984	1985	1986	1987	1988	1989
WEST									
1990	1991	1992	1993	1994	1995	1996	1997	1998	1999
WEST									
EAST									
2000	2001	2002	2003	2004	2005	2006	2007	2008	2009
WEST									
EAST									
2010	2011	2012	2013	2014	2015	2016	2017	2018	2019
WEST									
EAST									
2020	2021	2022	2023	2024	2025	2026	2027	2028	2029

No.	Name	Label	Survey period	Survey frequency
4.5)	vg_market_total_1	development of markets in general in next 5 years	West 12/1981 - 12/1982	annual

Wording of question

<p>1981 & 1982</p> <p>Innovations</p> <p>In our opinion the market for XY is [...] in the medium term (about 5 years) therefor under elimination of purely cyclical fluctuations</p> <p style="text-align: center;">total</p> <p>growing <input type="text"/> [1] stagnating <input type="text"/> [2] shrinking <input type="text"/> [3]</p>	Further information
--	---------------------

Time span of variable

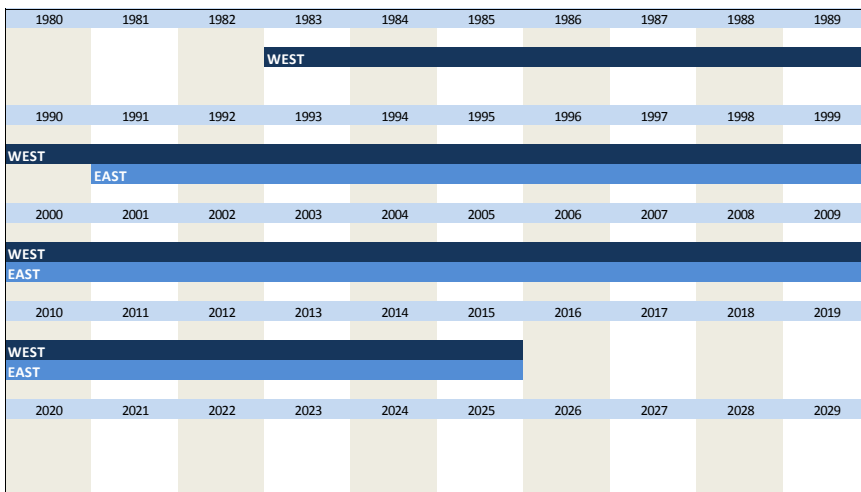
1980	1981	1982	1983	1984	1985	1986	1987	1988	1989
WEST									
1990	1991	1992	1993	1994	1995	1996	1997	1998	1999
2000	2001	2002	2003	2004	2005	2006	2007	2008	2009
2010	2011	2012	2013	2014	2015	2016	2017	2018	2019
2020	2021	2022	2023	2024	2025	2026	2027	2028	2029

No.	Name	Label	Survey period	Survey frequency
4.6)	vg_market_total_2	development of markets in general in next 5 years	West since 12/1983 East since 12/1991	annual annual

Wording of question

<p>since 1983</p> <p>Innovations</p> <p>In our opinion the market for XY is [...] in the medium term (about 5 years) therefor under elimination of purely cyclical fluctuations</p> <p style="text-align: center;">total</p> <p>significantly growing <input type="text"/> [1]</p> <p>growing <input type="text"/> [2]</p> <p>stagnating <input type="text"/> [3]</p> <p>shrinking <input type="text"/> [4]</p> <p>significantly shrinking <input type="text"/> [5]</p>	Further information
---	---------------------

Time span of variable



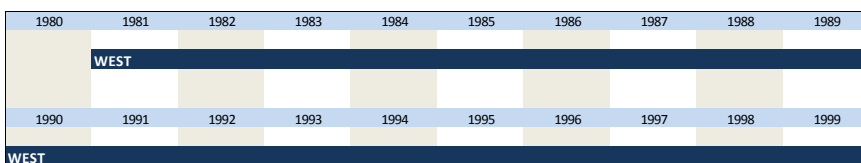
No.	Name	Label	Survey period	Survey frequency
4.7)	vg_prod_inno_realized	product innovation realized this year	West since 12/1981 East since 12/1991	annual annual

Wording of question

<p>since 1981</p> <p>Innovations</p> <p>In 19XX/20XX* in the [...] innovations have been [...] by us</p> <p>product field</p> <p><input type="text"/> [1] realized</p>	Further information
--	---------------------

*20XX refers to the current year
e.g.: If the question was posed in 2005:
20XX=2005

Time span of variable



EAST									
2000	2001	2002	2003	2004	2005	2006	2007	2008	2009
WEST									
EAST									
2010	2011	2012	2013	2014	2015	2016	2017	2018	2019
WEST									
EAST									
2020	2021	2022	2023	2024	2025	2026	2027	2028	2029

No.	Name	Label	Survey period	Survey frequency
4.8)	vg_prod_inno_aborted	product innovation aborted this year	West since 12/1981 East since 12/1991	annual annual

Wording of question

<p>since 1981</p> <p>Innovations</p> <p>In 19XX/20XX* in the [...] innovations have been [...] by us</p> <p>product field</p> <p>[] [1] aborted</p>	<p>Further information</p> <p>*20XX refers to the current year e.g.: If the question was posed in 2005: 20XX=2005</p>
--	--

Time span of variable

1980	1981	1982	1983	1984	1985	1986	1987	1988	1989
WEST									
WEST									
EAST									
WEST									
EAST									
WEST									
EAST									

No.	Name	Label	Survey period	Survey frequency
4.9)	vg_prod_inno_plan_completed	product innovation planning completed this year	West since 12/1981 East since 12/1991	annual annual

Wording of question

<p>since 1981</p> <p>Innovations</p> <p>In 19XX/20XX* in the [...] innovations have been [...] by us</p> <p>product field</p> <p>[] [1] planning completed</p>	<p>Further information</p> <p>*20XX refers to the current year e.g.: If the question was posed in 2005: 20XX=2005</p>
---	--

Time span of variable

1980	1981	1982	1983	1984	1985	1986	1987	1988	1989
WEST									

1990	1991	1992	1993	1994	1995	1996	1997	1998	1999
WEST									
EAST									
2000	2001	2002	2003	2004	2005	2006	2007	2008	2009
WEST									
EAST									
2010	2011	2012	2013	2014	2015	2016	2017	2018	2019
WEST									
EAST									
2020	2021	2022	2023	2024	2025	2026	2027	2028	2029

No.	Name	Label	Survey period	Survey frequency
4.10)	vg_prod_inno_in_planning	product innovation still in planning stage this year	West since 12/1981 East since 12/1991	annual annual

Wording of question

<p>since 1981</p> <p>Innovations</p> <p>In 19XX/20XX* in the [...] innovations have been [...] by us</p> <p>product field</p> <p><input type="text"/> [1] still in planning stage</p>	<p>Further information</p> <p>*20XX refers to the current year e.g.: If the question was posed in 2005: 20XX=2005</p>
---	--

Time span of variable

1980	1981	1982	1983	1984	1985	1986	1987	1988	1989
WEST									
1990	1991	1992	1993	1994	1995	1996	1997	1998	1999
WEST									
EAST									
2000	2001	2002	2003	2004	2005	2006	2007	2008	2009
WEST									
EAST									
2010	2011	2012	2013	2014	2015	2016	2017	2018	2019
WEST									
EAST									
2020	2021	2022	2023	2024	2025	2026	2027	2028	2029

No.	Name	Label	Survey period	Survey frequency
4.11)	vg_prod_inno_np	product innovation not planned this year	West since 12/1981 East since 12/1991	annual annual

Wording of question

<p>since 1981</p> <p>Innovations</p> <p>In 19XX/20XX* in the [...] innovations have been [...] by us</p> <p>product field</p> <p><input type="text"/> [1] not planned</p>	<p>Further information</p> <p>*20XX refers to the current year e.g.: If the question was posed in 2005: 20XX=2005</p>
---	--

Time span of variable

1980	1981	1982	1983	1984	1985	1986	1987	1988	1989
WEST									
1990	1991	1992	1993	1994	1995	1996	1997	1998	1999
WEST									
EAST									
2000	2001	2002	2003	2004	2005	2006	2007	2008	2009
WEST									
EAST									
2010	2011	2012	2013	2014	2015	2016	2017	2018	2019
WEST									
EAST									
2020	2021	2022	2023	2024	2025	2026	2027	2028	2029

No.	Name	Label	Survey period	Survey frequency
4.12)	vg_process_inno_realized	process innovation realized this year	West since 12/1981 East since 12/1991	annual annual

Wording of question

<p>since 1981</p> <p>Innovations</p> <p>In 19XX/20XX* in the [...] innovations have been [...] by us</p> <p>process field</p> <p><input type="text"/> [1] realized</p>	<p>Further information</p> <p>*20XX refers to the current year e.g.: If the question was posed in 2005: 20XX=2005</p>
--	--

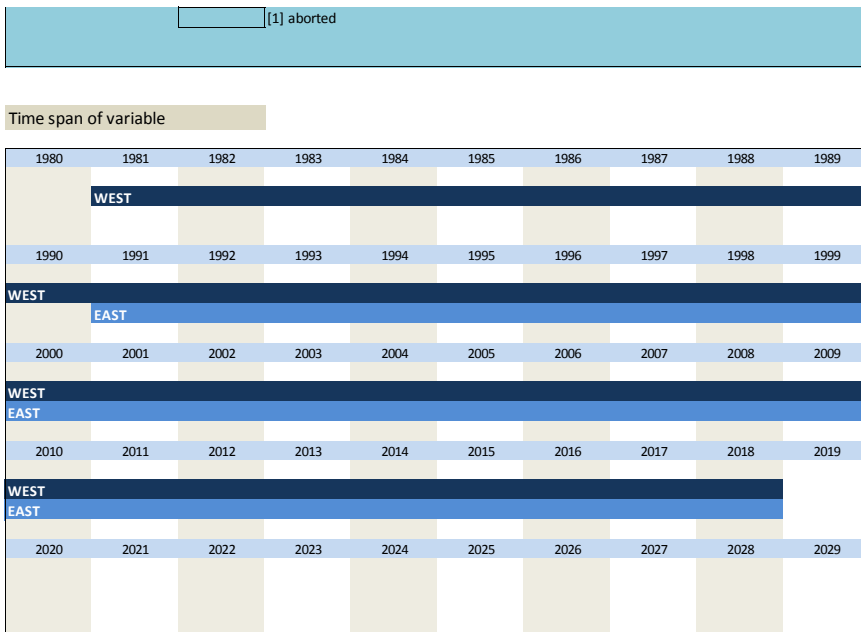
Time span of variable

1980	1981	1982	1983	1984	1985	1986	1987	1988	1989
WEST									
1990	1991	1992	1993	1994	1995	1996	1997	1998	1999
WEST									
EAST									
2000	2001	2002	2003	2004	2005	2006	2007	2008	2009
WEST									
EAST									
2010	2011	2012	2013	2014	2015	2016	2017	2018	2019
WEST									
EAST									
2020	2021	2022	2023	2024	2025	2026	2027	2028	2029

No.	Name	Label	Survey period	Survey frequency
4.13)	vg_process_inno_aborted	process innovation aborted this year	West since 12/1981 East since 12/1991	annual annual

Wording of question

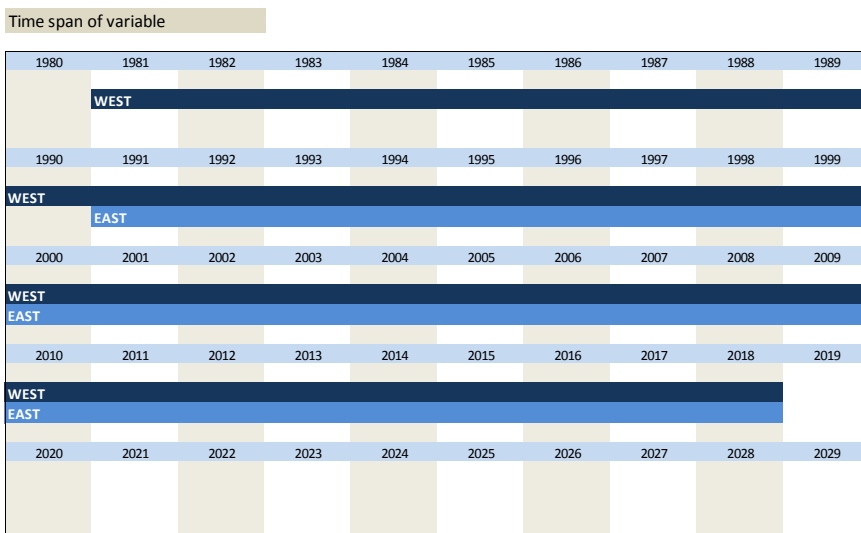
<p>since 1981</p> <p>Innovations</p> <p>In 19XX/20XX* in the [...] innovations have been [...] by us</p> <p>process field</p>	<p>Further information</p> <p>*20XX refers to the current year e.g.: If the question was posed in 2005: 20XX=2005</p>
---	--



No.	Name	Label	Survey period	Survey frequency
4.14)	vg_process_inno_plan_completed	process innovation planning completed this year	West since 12/1981 East since 12/1991	annual annual

Wording of question

<p>since 1981</p> <p>Innovations</p> <p>In 19XX/20XX* in the [...] innovations have been [...] by us</p> <p>process field</p> <p>[1] planning completed</p>	<p>Further information</p> <p>*20XX refers to the current year e.g.: If the question was posed in 2005: 20XX=2005</p>
---	---



No.	Name	Label	Survey period	Survey frequency
4.15)	vg_process_inno_in_planning	process innovation still in planning stage this year	West since 12/1981 East since 12/1991	annual annual

Wording of question

<p>since 1981</p> <p>Innovations</p>	<p>Further information</p> <p>*20XX refers to the current year</p>
---	--

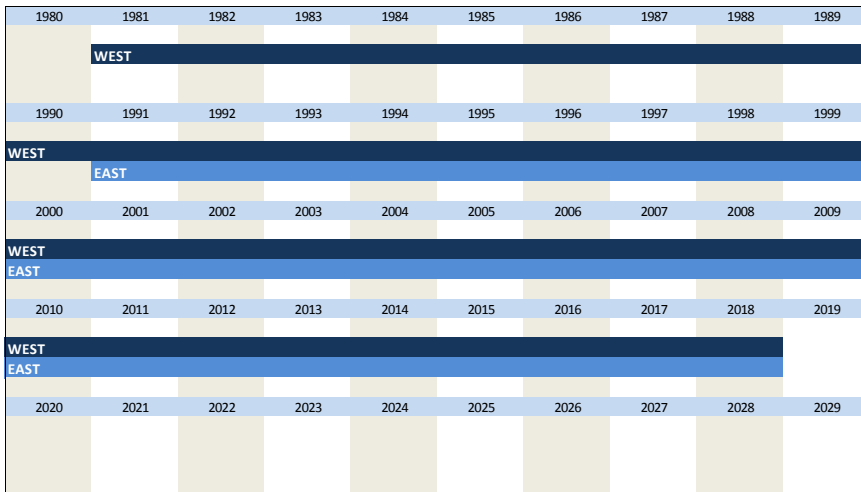
In 19XX/20XX* in the [...] innovations have been [...] by us

process field

[1] still in planning stage

e.g.: If the question was posed in 2005:
20XX=2005

Time span of variable



No.	Name	Label	Survey period	Survey frequency
4.16)	vg_process_inno_np	process innovation not planned this year	West since 12/1981 East since 12/1991	annual annual

Wording of question

since 1981

Innovations

In 19XX/20XX* in the [...] innovations have been [...] by us

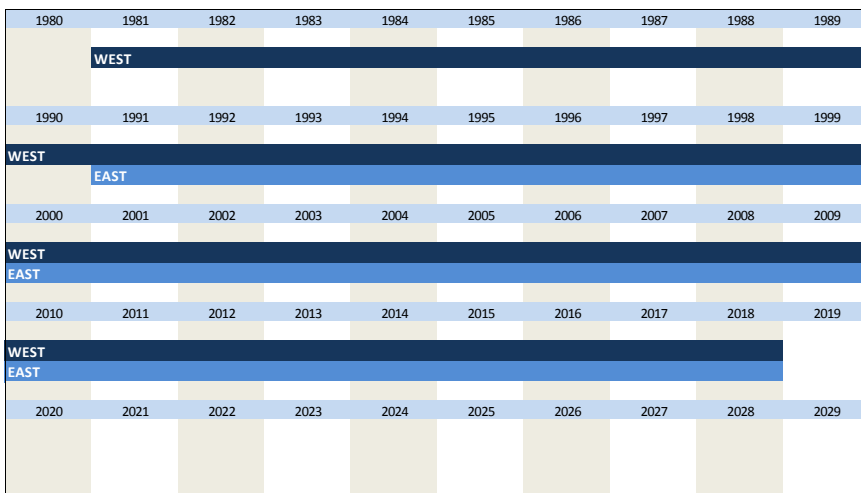
process field

[1] not planned

Further information

*20XX refers to the current year
e.g.: If the question was posed in 2005:
20XX=2005

Time span of variable



No.	Name	Label	Survey period	Survey frequency
4.17)	vg_share_inno_phase	share of turnover in stage of product launch	West since 12/1981 East since 12/1991	annual annual

Wording of question

<p>since 1981</p> <p>Innovations</p> <p>In 20XX*our products of product line XY - measured as their share of total turnover - have been in the following stages (estimates are sufficient):</p> <p>_____ % product launch stage (Innovation)</p>	<p>Further information</p> <p>*20XX refers to the current year e.g.: If the question was posed in 2005: 20XX=2005</p>																																																																																																																								
<p>Time span of variable</p>																																																																																																																									
<table border="1"> <tr> <td>1980</td><td>1981</td><td>1982</td><td>1983</td><td>1984</td><td>1985</td><td>1986</td><td>1987</td><td>1988</td><td>1989</td> </tr> <tr> <td colspan="10" style="background-color: #002060; color: white;">WEST</td> </tr> <tr> <td>1990</td><td>1991</td><td>1992</td><td>1993</td><td>1994</td><td>1995</td><td>1996</td><td>1997</td><td>1998</td><td>1999</td> </tr> <tr> <td colspan="10" style="background-color: #002060; color: white;">WEST</td> </tr> <tr> <td colspan="10" style="background-color: #4169E1; color: white;">EAST</td> </tr> <tr> <td>2000</td><td>2001</td><td>2002</td><td>2003</td><td>2004</td><td>2005</td><td>2006</td><td>2007</td><td>2008</td><td>2009</td> </tr> <tr> <td colspan="10" style="background-color: #002060; color: white;">WEST</td> </tr> <tr> <td colspan="10" style="background-color: #4169E1; color: white;">EAST</td> </tr> <tr> <td>2010</td><td>2011</td><td>2012</td><td>2013</td><td>2014</td><td>2015</td><td>2016</td><td>2017</td><td>2018</td><td>2019</td> </tr> <tr> <td colspan="10" style="background-color: #002060; color: white;">WEST</td> </tr> <tr> <td colspan="10" style="background-color: #4169E1; color: white;">EAST</td> </tr> <tr> <td>2020</td><td>2021</td><td>2022</td><td>2023</td><td>2024</td><td>2025</td><td>2026</td><td>2027</td><td>2028</td><td>2029</td> </tr> </table>		1980	1981	1982	1983	1984	1985	1986	1987	1988	1989	WEST										1990	1991	1992	1993	1994	1995	1996	1997	1998	1999	WEST										EAST										2000	2001	2002	2003	2004	2005	2006	2007	2008	2009	WEST										EAST										2010	2011	2012	2013	2014	2015	2016	2017	2018	2019	WEST										EAST										2020	2021	2022	2023	2024	2025	2026	2027	2028	2029
1980	1981	1982	1983	1984	1985	1986	1987	1988	1989																																																																																																																
WEST																																																																																																																									
1990	1991	1992	1993	1994	1995	1996	1997	1998	1999																																																																																																																
WEST																																																																																																																									
EAST																																																																																																																									
2000	2001	2002	2003	2004	2005	2006	2007	2008	2009																																																																																																																
WEST																																																																																																																									
EAST																																																																																																																									
2010	2011	2012	2013	2014	2015	2016	2017	2018	2019																																																																																																																
WEST																																																																																																																									
EAST																																																																																																																									
2020	2021	2022	2023	2024	2025	2026	2027	2028	2029																																																																																																																

No.	Name	Label	Survey period	Survey frequency
4.18)	vg_share_growth_phase	share of turnover in stage of positive growth	West since 12/1981 East since 12/1991	annual annual

Wording of question

<p>since 1981</p> <p>Innovations</p> <p>In 20XX*our products of product line XY - measured as their share of total turnover - have been in the following stages (estimates are sufficient):</p> <p>_____ % stage of positive growth</p>	<p>Further information</p> <p>*20XX refers to the current year e.g.: If the question was posed in 2005: 20XX=2005</p>																																																																																																																								
<p>Time span of variable</p>																																																																																																																									
<table border="1"> <tr> <td>1980</td><td>1981</td><td>1982</td><td>1983</td><td>1984</td><td>1985</td><td>1986</td><td>1987</td><td>1988</td><td>1989</td> </tr> <tr> <td colspan="10" style="background-color: #002060; color: white;">WEST</td> </tr> <tr> <td>1990</td><td>1991</td><td>1992</td><td>1993</td><td>1994</td><td>1995</td><td>1996</td><td>1997</td><td>1998</td><td>1999</td> </tr> <tr> <td colspan="10" style="background-color: #002060; color: white;">WEST</td> </tr> <tr> <td colspan="10" style="background-color: #4169E1; color: white;">EAST</td> </tr> <tr> <td>2000</td><td>2001</td><td>2002</td><td>2003</td><td>2004</td><td>2005</td><td>2006</td><td>2007</td><td>2008</td><td>2009</td> </tr> <tr> <td colspan="10" style="background-color: #002060; color: white;">WEST</td> </tr> <tr> <td colspan="10" style="background-color: #4169E1; color: white;">EAST</td> </tr> <tr> <td>2010</td><td>2011</td><td>2012</td><td>2013</td><td>2014</td><td>2015</td><td>2016</td><td>2017</td><td>2018</td><td>2019</td> </tr> <tr> <td colspan="10" style="background-color: #002060; color: white;">WEST</td> </tr> <tr> <td colspan="10" style="background-color: #4169E1; color: white;">EAST</td> </tr> <tr> <td>2020</td><td>2021</td><td>2022</td><td>2023</td><td>2024</td><td>2025</td><td>2026</td><td>2027</td><td>2028</td><td>2029</td> </tr> </table>		1980	1981	1982	1983	1984	1985	1986	1987	1988	1989	WEST										1990	1991	1992	1993	1994	1995	1996	1997	1998	1999	WEST										EAST										2000	2001	2002	2003	2004	2005	2006	2007	2008	2009	WEST										EAST										2010	2011	2012	2013	2014	2015	2016	2017	2018	2019	WEST										EAST										2020	2021	2022	2023	2024	2025	2026	2027	2028	2029
1980	1981	1982	1983	1984	1985	1986	1987	1988	1989																																																																																																																
WEST																																																																																																																									
1990	1991	1992	1993	1994	1995	1996	1997	1998	1999																																																																																																																
WEST																																																																																																																									
EAST																																																																																																																									
2000	2001	2002	2003	2004	2005	2006	2007	2008	2009																																																																																																																
WEST																																																																																																																									
EAST																																																																																																																									
2010	2011	2012	2013	2014	2015	2016	2017	2018	2019																																																																																																																
WEST																																																																																																																									
EAST																																																																																																																									
2020	2021	2022	2023	2024	2025	2026	2027	2028	2029																																																																																																																

No.	Name	Label	Survey period	Survey frequency
-----	------	-------	---------------	------------------

4.19) **vg_share_stagnation_phase** share of turnover in stage of stagnation

West since 12/1981
East since 12/1991
annual
annual

Wording of question

<p>since 1981</p> <p>Innovations</p> <p>In 20XX*our products of product line XY - measured as their share of total turnover - have been in the following stages (estimates are sufficient):</p> <p style="text-align: center;">_____ % stage of stagnation</p>	<p>Further information</p> <p>*20XX refers to the current year e.g.: If the question was posed in 2005: 20XX=2005</p>																																																																																																																								
<p>Time span of variable</p>																																																																																																																									
<table border="1" style="width: 100%; text-align: center;"> <tr> <td>1980</td><td>1981</td><td>1982</td><td>1983</td><td>1984</td><td>1985</td><td>1986</td><td>1987</td><td>1988</td><td>1989</td> </tr> <tr> <td colspan="10" style="background-color: #003366; color: white;">WEST</td> </tr> <tr> <td>1990</td><td>1991</td><td>1992</td><td>1993</td><td>1994</td><td>1995</td><td>1996</td><td>1997</td><td>1998</td><td>1999</td> </tr> <tr> <td colspan="10" style="background-color: #003366; color: white;">WEST</td> </tr> <tr> <td colspan="10" style="background-color: #003366; color: white;">EAST</td> </tr> <tr> <td>2000</td><td>2001</td><td>2002</td><td>2003</td><td>2004</td><td>2005</td><td>2006</td><td>2007</td><td>2008</td><td>2009</td> </tr> <tr> <td colspan="10" style="background-color: #003366; color: white;">WEST</td> </tr> <tr> <td colspan="10" style="background-color: #003366; color: white;">EAST</td> </tr> <tr> <td>2010</td><td>2011</td><td>2012</td><td>2013</td><td>2014</td><td>2015</td><td>2016</td><td>2017</td><td>2018</td><td>2019</td> </tr> <tr> <td colspan="10" style="background-color: #003366; color: white;">WEST</td> </tr> <tr> <td colspan="10" style="background-color: #003366; color: white;">EAST</td> </tr> <tr> <td>2020</td><td>2021</td><td>2022</td><td>2023</td><td>2024</td><td>2025</td><td>2026</td><td>2027</td><td>2028</td><td>2029</td> </tr> </table>		1980	1981	1982	1983	1984	1985	1986	1987	1988	1989	WEST										1990	1991	1992	1993	1994	1995	1996	1997	1998	1999	WEST										EAST										2000	2001	2002	2003	2004	2005	2006	2007	2008	2009	WEST										EAST										2010	2011	2012	2013	2014	2015	2016	2017	2018	2019	WEST										EAST										2020	2021	2022	2023	2024	2025	2026	2027	2028	2029
1980	1981	1982	1983	1984	1985	1986	1987	1988	1989																																																																																																																
WEST																																																																																																																									
1990	1991	1992	1993	1994	1995	1996	1997	1998	1999																																																																																																																
WEST																																																																																																																									
EAST																																																																																																																									
2000	2001	2002	2003	2004	2005	2006	2007	2008	2009																																																																																																																
WEST																																																																																																																									
EAST																																																																																																																									
2010	2011	2012	2013	2014	2015	2016	2017	2018	2019																																																																																																																
WEST																																																																																																																									
EAST																																																																																																																									
2020	2021	2022	2023	2024	2025	2026	2027	2028	2029																																																																																																																

No.	Name	Label	Survey period	Survey frequency
-----	------	-------	---------------	------------------

4.20) **vg_share_negative_growth** share of turnover in stage of negative growth

West since 12/1981
East since 12/1991
annual
annual

Wording of question

<p>since 1981</p> <p>Innovations</p> <p>In 20XX*our products of product line XY - measured as their share of total turnover - have been in the following stages (estimates are sufficient):</p> <p style="text-align: center;">_____ % stage of negative growth</p>	<p>Further information</p> <p>*20XX refers to the current year e.g.: If the question was posed in 2005: 20XX=2005</p>																																																																																																																								
<p>Time span of variable</p>																																																																																																																									
<table border="1" style="width: 100%; text-align: center;"> <tr> <td>1980</td><td>1981</td><td>1982</td><td>1983</td><td>1984</td><td>1985</td><td>1986</td><td>1987</td><td>1988</td><td>1989</td> </tr> <tr> <td colspan="10" style="background-color: #003366; color: white;">WEST</td> </tr> <tr> <td>1990</td><td>1991</td><td>1992</td><td>1993</td><td>1994</td><td>1995</td><td>1996</td><td>1997</td><td>1998</td><td>1999</td> </tr> <tr> <td colspan="10" style="background-color: #003366; color: white;">WEST</td> </tr> <tr> <td colspan="10" style="background-color: #003366; color: white;">EAST</td> </tr> <tr> <td>2000</td><td>2001</td><td>2002</td><td>2003</td><td>2004</td><td>2005</td><td>2006</td><td>2007</td><td>2008</td><td>2009</td> </tr> <tr> <td colspan="10" style="background-color: #003366; color: white;">WEST</td> </tr> <tr> <td colspan="10" style="background-color: #003366; color: white;">EAST</td> </tr> <tr> <td>2010</td><td>2011</td><td>2012</td><td>2013</td><td>2014</td><td>2015</td><td>2016</td><td>2017</td><td>2018</td><td>2019</td> </tr> <tr> <td colspan="10" style="background-color: #003366; color: white;">WEST</td> </tr> <tr> <td colspan="10" style="background-color: #003366; color: white;">EAST</td> </tr> <tr> <td>2020</td><td>2021</td><td>2022</td><td>2023</td><td>2024</td><td>2025</td><td>2026</td><td>2027</td><td>2028</td><td>2029</td> </tr> </table>		1980	1981	1982	1983	1984	1985	1986	1987	1988	1989	WEST										1990	1991	1992	1993	1994	1995	1996	1997	1998	1999	WEST										EAST										2000	2001	2002	2003	2004	2005	2006	2007	2008	2009	WEST										EAST										2010	2011	2012	2013	2014	2015	2016	2017	2018	2019	WEST										EAST										2020	2021	2022	2023	2024	2025	2026	2027	2028	2029
1980	1981	1982	1983	1984	1985	1986	1987	1988	1989																																																																																																																
WEST																																																																																																																									
1990	1991	1992	1993	1994	1995	1996	1997	1998	1999																																																																																																																
WEST																																																																																																																									
EAST																																																																																																																									
2000	2001	2002	2003	2004	2005	2006	2007	2008	2009																																																																																																																
WEST																																																																																																																									
EAST																																																																																																																									
2010	2011	2012	2013	2014	2015	2016	2017	2018	2019																																																																																																																
WEST																																																																																																																									
EAST																																																																																																																									
2020	2021	2022	2023	2024	2025	2026	2027	2028	2029																																																																																																																

Nr.	Name	Label	Erhebungszeitraum	Erhebungsrhythmus
4.21)	vg_rd_activity	R&D activity	West since 12/2016 Ost since 12/2016	annual annual

Wording of question

<p>since 2016</p> <p>Innovations</p> <p>Did you conduct any R&D Activities in the year 20XX?</p> <p style="text-align: center;"> <input type="text"/> [1] Yes <input type="text"/> [2] No </p>	<p>Further information</p> <p>Datan available since 12/2017</p> <p>*20XX refers to the current year e.g.: If the question was posed in 2017: 20XX=2017</p>
---	--

Time span of variable

1980	1981	1982	1983	1984	1985	1986	1987	1988	1989
1990	1991	1992	1993	1994	1995	1996	1997	1998	1999
2000	2001	2002	2003	2004	2005	2006	2007	2008	2009
2010	2011	2012	2013	2014	2015	2016	2017	2018	2019
2020	2021	2022	2023	2024	2025	2026	2027	2028	2029

WEST
EAST

Nr.	Name	Label	Erhebungszeitraum	Erhebungsrhythmus
4.22)	vg_rd_employee_share	share of employees R&D	West since 12/2016 Ost since 12/2016	annual annual

Wording of question

<p>since 2016</p> <p>Innovations</p> <p>Did you conduct any R&D Activities in the year 20XX?</p> <p>a) Based on the employees of the product group the percentage of R&D personnel was:</p> <p style="text-align: center;">_____ %</p>	<p>Further information</p> <p>Datan available since 12/2017</p> <p>*20XX refers to the current year e.g.: If the question was posed in 2017: 20XX=2017</p>
---	--

Time span of variable

1980	1981	1982	1983	1984	1985	1986	1987	1988	1989
1990	1991	1992	1993	1994	1995	1996	1997	1998	1999
2000	2001	2002	2003	2004	2005	2006	2007	2008	2009
2010	2011	2012	2013	2014	2015	2016	2017	2018	2019

WEST
EAST

2020	2021	2022	2023	2024	2025	2026	2027	2028	2029
------	------	------	------	------	------	------	------	------	------

Nr.	Name	Label	Erhebungszeitraum	Erhebungsrhythmus
4.23)	vg_rd_expen_share	share of R&D expenditures	West since 12/2016 Ost since 12/2016	annual annual

Wording of question

<p>since 2016</p> <p>Innovations</p> <p>Did you conduct any R&D Activities in the year 20XX?</p> <p>Based on the turnover of the product group the percentage of R&D expenses was:</p> <p style="text-align: center;">_____ %</p>	<p>Further information</p> <p>Datan available since 12/2017</p> <p>*20XX refers to the current year e.g.: If the question was posed in 2017: 20XX=2017</p>
--	---

Time span of variable

1980	1981	1982	1983	1984	1985	1986	1987	1988	1989
1990	1991	1992	1993	1994	1995	1996	1997	1998	1999
2000	2001	2002	2003	2004	2005	2006	2007	2008	2009
2010	2011	2012	2013	2014	2015	2016	2017	2018	2019
							WEST		
							EAST		
2020	2021	2022	2023	2024	2025	2026	2027	2028	2029