



List of Variables

Business Survey Service Sector

Data: 10/2004-06/2020

As of June 2020

Contents

Description of Variables

Page 1-6

Page 7-134

LMU-ifo Economics & Business Data Center (EBDC)

Poschingerstr. 5
81679 München

List of variables - Ifo Business Survey Service Sector

1. Variables of identification

2. Standard questions

3. Special questions

1. Variables of identification

No.	Name	Label	German description
1.1)	survey	survey	Umfrage
1.2)	year	year	Erhebungsjahr
1.3)	month	month	Monat
1.4)	idnum	firm X address file id	Firmenidentifikationsnummer
1.5)	runnum	running number of plant	Laufende Firmennummer
1.6)	dl_plannum	KT information id	12-stellige KT Identifikationsnummer
1.7)	sector_id	sector id	Sektor ID
1.8)	fedstaifo	federal state (ifo-code)	Bundesland entsprechend ifo Codierung
1.9)	sector_wz03	wz03 sector classification	Wirtschaftsbereich nach WZ03
1.10)	sector_wz08	wz08 sector classification	Wirtschaftsbereich nach WZ08
1.11)	sector_total	ebdc sector classification	Wirtschaftsbereich nach EBDC-eigener Klassifizierung
1.12)	dl_size	size range	Größenklasse
1.13)	dl_size_turnover	size of turnover	Umsatzgrößenklasse
1.14)	dl_size_employees	size of employees	Beschäftigtengrößenklasse

II. Variables regarding the survey process

No.	Name	Label	German description
1.15)	online	online	Fragebogen online beantwortet
1.16)	survey_start	survey start	Umfragebeginn
1.17)	survey_end	survey end	Umfrageende
1.18)	participation_date	participation date	Teilnahmedatum
1.19)	participation_hour	participation hour	Teilnahmestunde
1.20)	participation_status	participation status	Teilnahmestatus
1.21)	dl_participant	participation in this survey	Teilnahme

2. Standard questions

No.	Name	Label	German description
2.1)	dl_statebus	state of business (appraisal)	Beurteilung der Geschäftslage
2.2)	dl_statebus_sl	state of business (VAS)	Beurteilung der Geschäftslage (Slider)
2.3)	dl_statebus_clicks	state of business (clicks)	Beurteilung der Geschäftslage (Klicks)
2.4)	dl_busvolu	business volume last 3 months	Entwicklung der Geschäftslage in den letzten 3 Monaten
2.5)	dl_demandsales	demand / sales volume last 2-3 months	Entwicklung der Nachfrage/des Umsatz in den letzten 2-3 Monaten
2.6)	dl_demandlast	demand / sales last month versus same month of previous year	Entwicklung von Nachfrage/Umsatz im letzten Monat ggü. Vorjahresmonat
2.7)	dl_orders	orders (appraisal)	Beurteilung des Auftragsbestandes
2.8)	dl_employlast	employees last 2-3 months	Entwicklung der Beschäftigtenzahl in den letzten 2-3 Monaten
2.9)	dl_demandexp	expected demand / sales volume for the next 2-3 months	Erwartete Entwicklung von Nachfrage/Umsatz in den nächsten 2-3 Monaten
2.10)	dl_employexp	expected employees for the next 2-3 months	Erwartete Entwicklung der Beschäftigtenzahl
2.11)	dl_expectbus	expected business situation for the next 6 months	Erwartete Geschäftsentwicklung in den nächsten 6 Monaten
2.12)	dl_expectbus_sl	expected business situation (VAS)	Erwartete Geschäftsentwicklung (Slider)
2.13)	dl_expectbus_clicks	expected business situation (clicks)	Erwartete Geschäftsentwicklung (Klicks)
2.14)	dl_expectbus_unc	uncertainty w.r.t. commercial operation	Slider Unsicherheit
2.15)	dl_pricenext	prices for the next 3 months	Erwartete Preisentwicklung in den nächsten 3 Monaten
2.16)	dl_emplpast	development employee last month	Entwicklung der Gesamtbeschäftigtenzahl im Vormonat
2.17)	dl_prvpm	prices versus past	Preise in Vergangenheit
2.18)	dl_ordvpm	orders versus past	Bestand an Aufträgen in Vergangenheit
2.19)	dl_prestatebus_unc	uncertainty: prediction of business situation	Unsicherheit der Lagevorhersage

3. Special questions

No.	Name	Label	German description
3.1)	dl_constrbus	constraints to business activity	Behinderung der Geschäftstätigkeit
3.2)	dl_lackdem	constraints by lack of demand	Behinderung der Geschäftstätigkeit durch unzureichende Nachfrage
3.3)	dl_skilllack	constraints: lack of skilled labour	Behinderung der Geschäftstätigkeit durch Mangel an Fachkräften
3.4)	dl_lacktec	constraints by lack of technical capacities	Behinderung der Geschäftstätigkeit durch zu geringe technische Kapazitäten
3.5)	dl_finan	constraints by problems of financing	Behinderung der Geschäftstätigkeit durch Finanzierungsengpässe
3.6)	dl_lackroom	constraints by lack of room / business equipment	Behinderung der Geschäftstätigkeit durch Raumangel
3.7)	dl_weather	constraints by weather conditions	Behinderung der Geschäftstätigkeit durch Wetterlage
3.8)	dl_mplack	constraints: lack of manpower	Behinderung der Geschäftstätigkeit durch Mangel an Arbeitskräften
3.9)	dl_othrea	constraints by other reasons	Behinderung der Geschäftstätigkeit durch andere Ursachen
3.10)	dl_kap1	potential of existing capacity	Potential der vorhandenen Kapazitäten
3.11)	dl_kap2	potential capacity expansion in %	Potential der vorhandenen Kapazitäten in %
3.12)	dl_fambus	family business	Familienunternehmen
3.13)	dl_minim1	minimum wage q1	Mindestlohn Frage 1
3.14)	dl_minim2	minimum wage q2	Mindestlohn Frage 2
3.15)	dl_minim3	minimum wage q3	Mindestlohn Frage 3
3.16)	dl_minim4	minimum wage q4	Mindestlohn Frage 4
3.17)	dl_minim5	minimum wage q5	Mindestlohn Frage 5
3.18)	dl_minim6	minimum wage q6	Mindestlohn Frage 6
3.19)	dl_minim7	minimum wage q7	Mindestlohn Frage 7
3.20)	dl_minim8	minimum wage q8	Mindestlohn Frage 8

3.21)	dl_invest_lj	total investment last year	Entwicklung der Investitionen letztes Jahr
3.22)	dl_invcon_lj	investment in construction last year	Investitionen in Bauten letztes Jahr
3.23)	dl_inveq_lj	investment in equipment last year	Investitionen in Ausrüstung letztes Jahr
3.24)	dl_invest_dj	total investment this year	Investitionenerwartungen für das kommende Jahr
3.25)	dl_invcon_dj	investment in construction this year	Erwartete Investitionen in Bauten dieses Jahr
3.26)	dl_inveq_dj	investment in equipment this year	Erwartete Investitionen in Ausrüstung dieses Jahr
3.27)	dl_invest_nj	total investment next year	Investitionen im kommenden Jahr, insgesamt
3.28)	dl_invcon_nj	investment in construction next year	Investitionen im kommenden Jahr, Bauten
3.29)	dl_inveq_nj	investment in equipment next year	Investitionen im kommenden Jahr, Ausrüstung
3.30)	dl_ref1	refugees question 1	Flüchtlinge Frage 1
3.31)	dl_ref2	refugees question 2	Flüchtlinge Frage 2
3.32)	dl_ref3	refugees question 3	Flüchtlinge Frage 3
3.33)	dl_ref4	refugees question 4	Flüchtlinge Frage 4
3.34)	dl_ref5	refugees question 5	Flüchtlinge Frage 5
3.35)	dl_ref6	refugees question 6	Flüchtlinge Frage 6
3.36)	dl_ref7	refugees question 7	Flüchtlinge Frage 7
3.37)	dl_ref8	refugees question 8	Flüchtlinge Frage 8
3.38)	dl_ref9	refugees question 9	Flüchtlinge Frage 9
3.39)	dl_minim_post1	affected by minimum wage	von Mindestlohn betroffen
3.40)	dl_minim_post2	no minimum wage measures	keine Mindestlohn- Maßnahmen
3.41)	dl_minim_post3	measures: employee reduction	Maßnahmen: Personalabbau
3.42)	dl_minim_post4	measures: working hour reduction	Maßnahmen: Arbeitszeitreduzierung
3.43)	dl_minim_post5	measures: increased prices	Maßnahmen: Preiserhöhungen
3.44)	dl_minim_post6	measures: decreased investment	Maßnahmen: verringerte Investitionen
3.45)	dl_minim_post7	measures: decreased special payments	Maßnahmen: Kürzungen von Sonderzahlungen
3.46)	dl_minim_post8	less minijobs	Minijobs weggefallen
3.47)	dl_minim_post9	minijobs transformed into insurable employment	Minijobs in soz.vers.pflichtige Besch.verhältnisse umgewandelt
3.48)	dl_minim_post10	new insurable employment	neue soz.vers.pflichtige Besch.verhältnisse
3.49)	dl_minim_post11	employment relationships did not change	keine veränderten Besch.Verhältnisse
3.50)	dl_credities	credit agreement signed	Kreditvertrag abgeschlossen
3.51)	dl_creditno	credit agreement not signed	Kreditvertrag nicht abgeschlossen
3.52)	dl_credituse1	financing of ongoing operating resources	Finanzierung laufender Kreditmittel
3.53)	dl_credituse2	financing of an investment	Finanzierung einer Investition
3.54)	dl_credituse3	other financing	Sonstiger Verwendungszweck
3.55)	dl_midmanager	mid tier: more than 4 managers	Mittelstand: mehr als 4 Manager
3.56)	dl_midmanshare	mid tier: at least one manager has shares	Mittelstand: Mindestens ein Manager hat Anteile
3.57)	dl_midyes	mid tier: company rated as mid tier	Mittelstand: Als Mittelstand eingeschätzt
3.58)	dl_credit2_1	credit seeking	Kreditverhandlungen durchgeführt
3.59)	dl_credit2_2	credit allocation	Kreditvergabe: Verhalten der Banken
3.60)	dl_credit2_3	reasons for not credit seeking	Gründe für keine Kreditverhandlungen
3.61)	dl_exports	exporting services to foreign companies/persons	Export von Dienstleistungen
3.62)	dl_negint	confronted with negative interest rates	Wurden Sie mit Negativzinsen konfrontiert?
3.63)	dl_negint_noact	negative interest actions: none	Keine Maßnahmen
3.64)	dl_negint_agree	negative interest actions: bank agreements	Verhandlungen mit Bank
3.65)	dl_negint_change	negative interest actions: change of bank	Wechsel der Bank
3.66)	dl_negint_inc	negative interest actions: increase of cash	Erhöhung der Bargeldhaltung
3.67)	dl_negint_redas	negative interest actions: redeployment in other financial assets and settlement of credits	Umschichtung Finanzanlagen/Rückzahlung von Krediten
3.68)	dl_negint_redasint	negative interest actions: redeployment of assets within company	Umschichtung des Guthabens
3.69)	dl_negint_inv	negative interest actions: investing or preponing (additional) investments	Investitionen
3.70)	dl_negint_oth	negative interest actions: other	Andere
3.71)	dl_negint_burden	burden of negative interest rates on profit situation	Belastung durch Negativzinsproblematik
3.72)	dl_negint_banks	number of relationship banks	Wie viele Banken?
3.73)	dl_ustax_sales	tax reform: percentage sales in US	US Steuerreform: prozentualer Umsatz in USA
3.74)	dl_ustax_competition	tax reform: competition with US-companies	US Steuerreform: Wettbewerb mit US-Firmen
3.75)	dl_ustax_shortterm	tax reform: tax burden short term	US Steuerreform: Steuerbelastung kurzfristig
3.76)	dl_ustax_longterm	tax reform: tax burden long term	US Steuerreform: Steuerbelastung langfristig
3.77)	dl_ustax_export	tax reform: reaction export	US Steuerreform: Reaktion Exporte
3.78)	dl_ustax_import	tax reform: reaction import	US Steuerreform: Reaktion Importe
3.79)	dl_ustax_invus	tax reform: reaction investment in US	US Steuerreform: Reaktion Investitionen in USA
3.80)	dl_ustax_invger	tax reform: reaction investment in Germany	US Steuerreform: Reaktion Investitionen in Deutschland
3.81)	dl_ustax_intelprop	tax reform: relocation of intellectual property	US Steuerreform: Verlagerung von geistigen Eigentum
3.82)	dl_gdp1	real gdp: % change comp. last year	reales BIP: prozentuale Änderung vgl. zum Vorjahr
3.83)	dl_gdp2	impact economic development on business situation	Einfluss allg. Konjunkturentwicklung auf Geschäftslage
3.84)	dl_fserv	foreign services	DL für Ausland
3.85)	dl_fserv_curreu	current foreign services: in another European country	aktuelle DL für Ausland: europäisches Ausland
3.86)	dl_fserv_curwwo	current foreign services: outside Europe	aktuelle DL für Ausland: außerhalb Europas
3.87)	dl_fserv_planeu	planned foreign services: in another European country	geplante DL für Ausland: europäisches Ausland
3.88)	dl_fserv_planwo	planned foreign services: outside Europe	geplante DL für Ausland: außerhalb Europas
3.89)	dl_fop_need	foreign operations challenge: no need	Auslandsaktivitäten Herausforderung: kein Bedarf
3.90)	dl_fop_risk	foreign operations challenge: high risk/cost of market development	Auslandsaktivitäten Herausforderung: hohe Kosten/Risiken der Markterschließung
3.91)	dl_fop_qual	foreign operations challenge: no qualification	Auslandsaktivitäten Herausforderung: keine Qualifikation
3.92)	dl_fop_entry	foreign operations challenge: entry barrier	Auslandsaktivitäten Herausforderung: Marktzutrittsbeschränkung
3.93)	dl_fop_dem	foreign operations challenge: no demand	Auslandsaktivitäten Herausforderung: keine Nachfrage
3.94)	dl_fop_ip	foreign operations challenge: protection intellectual property	Auslandsaktivitäten Herausforderung: Schutz v. geistigen Eigentum
3.95)	dl_fop_stand	foreign operations challenge: different standards	Auslandsaktivitäten Herausforderung: andere Standards
3.96)	dl_fop_cultb	foreign operations challenge: cultural/language barriers	Auslandsaktivitäten Herausforderung: kulturelle/sprachl. Unterschiede
3.97)	dl_fop_oth	foreign operations challenge: other	Auslandsaktivitäten Herausforderung: sonstige
3.98)	dl_found	founding year	Gründungsjahr
3.99)	dl_forsales	sales: % in foreign country	Umsatz in Ausland (%)
3.100)	dl_invit_dj	investment in Software/database this year	Investitionen in Software/Datenbanken dieses Jahr
3.101)	dl_invit_nj	investment in Software/database next year	Investitionen in Software/Datenbanken nächstes Jahr
3.102)	dl_sec_management	sector - questionnaire completed in: management	Sektor - Fragebogen ausgefüllt in Geschäftsführung
3.103)	dl_sec_controlling	sector - questionnaire completed in: controlling	Sektor - Fragebogen ausgefüllt in Controlling
3.104)	dl_sec_marketing	sector - questionnaire completed in: marketing	Sektor - Fragebogen ausgefüllt in Vertrieb
3.105)	dl_sec_other	sector - questionnaire completed in: other	Sektor - Fragebogen ausgefüllt in Sonstiges
3.106)	dl_pos_director	position - questionnaire completed by: director	Position - Fragebogen ausgefüllt von Geschäftsführung
3.107)	dl_pos_manager	position - questionnaire completed by: manager	Position - Fragebogen ausgefüllt von Abteilungsleitung
3.108)	dl_pos_teamleader	position - questionnaire completed by: team leader	Position - Fragebogen ausgefüllt von Teamleiter
3.109)	dl_pos_clerk	position - questionnaire completed by: clerk	Position - Fragebogen ausgefüllt von Sachbearbeiter
3.110)	dl_pos_other	position - questionnaire completed by: other	Position - Fragebogen ausgefüllt von Sonstiges
3.111)	dl_kap3	potential capacity expansion (annual average)	Potential der vorhandenen Kapazitäten (Jahresdurchschnitt)
3.112)	dl_gdp3	real gdp: % change comp. last year (2019 vs 2018)	reales BIP: prozentuale Änderung vgl. zum Vorjahr (2019 vs 2018)
3.113)	dl_gdp4	real gdp: % change comp. last year (2020 vs 2019)	reales BIP: prozentuale Änderung vgl. zum Vorjahr (2020 vs 2019)
3.114)	dl_heat_occ	weather - occurrence: heat wave	Wetterereignis - Betroffen: Hitzewelle

3.115)	dl_cold_occ	weather - occurrence: cold wave	Wetterereignis - Betroffen: Kältewellen
3.116)	dl_drought_occ	weather - occurrence: drought	Wetterereignis - Betroffen: Trockenheit
3.117)	dl_rain_occ	weather - occurrence: heavy rain	Wetterereignis - Betroffen: Starkregen
3.118)	dl_storm_occ	weather - occurrence: storms	Wetterereignis - Betroffen: Stürme
3.119)	dl_heat_imp	weather - impact: heatwaves	Wetterereignis - Auswirkung: Hitzewelle
3.120)	dl_cold_imp	weather - impact: coldwaves	Wetterereignis - Auswirkung: Kältewellen
3.121)	dl_drought_imp	weather - impact: drought	Wetterereignis - Auswirkung: Trockenheit
3.122)	dl_rain_imp	weather - impact: heavy rain	Wetterereignis - Auswirkung: Starkregen
3.123)	dl_storm_imp	weather - impact: storms	Wetterereignis - Auswirkung: Stürme
3.124)	dl_heat_inc	weather - incidence and intensity: heatwaves	Wetterereignis - Häufigkeit und Intensität: Hitzewelle
3.125)	dl_cold_inc	weather - incidence and intensity: coldwaves	Wetterereignis - Häufigkeit und Intensität: Kältewellen
3.126)	dl_drought_inc	weather - incidence and intensity: drought	Wetterereignis - Häufigkeit und Intensität: Trockenheit
3.127)	dl_rain_inc	weather - incidence and intensity: heavy rain	Wetterereignis - Häufigkeit und Intensität: Starkregen
3.128)	dl_storm_inc	weather - incidence and intensity: storms	Wetterereignis - Häufigkeit und Intensität: Stürme
3.129)	dl_heat_prep	weather - prepared: heatwaves	Wetterereignis - Vorbereitet: Hitzewelle
3.130)	dl_cold_prep	weather - prepared: coldwaves	Wetterereignis - Vorbereitet: Kältewellen
3.131)	dl_drought_prep	weather - prepared: drought	Wetterereignis - Vorbereitet: Trockenheit
3.132)	dl_rain_prep	weather - prepared: heavy rain	Wetterereignis - Vorbereitet: Starkregen
3.133)	dl_storm_prep	weather - prepared: storms	Wetterereignis - Vorbereitet: Stürme
3.134)	dl_invit_lj	investment in Software/database last year	Investitionen in Software/Datenbanken letztes Jahr
3.135)	dl_csal_lq	percentage change of sales in field xy - last quarter	Umsatzveränderung im letzten Quartal in Bereich XY
3.136)	dl_csal_lq_v	values: percentage change of sales in field xy - last quarter	Wertangaben: Umsatzveränderung im letzten Quartal in Bereich XY
3.137)	dl_csal_nqbc	best case//percentage change of sales in field xy - next quarter	Umsatzveränderung im nächsten Quartal in Bereich XY (best case)
3.138)	dl_csal_nqbc_v	values: best case//percentage change of sales in field xy - next quarter	Wertangabe: Umsatzveränderung im nächsten Quartal in Bereich XY (best case)
3.139)	dl_csal_nqac	average case//percentage change of sales in field xy - next quarter	Umsatzveränderung im nächsten Quartal in Bereich XY (average case)
3.140)	dl_csal_nqac_v	values: average case//percentage change of sales in field xy - next quarter	Wertangabe: Umsatzveränderung im nächsten Quartal in Bereich XY (average case)
3.141)	dl_csal_nqwc	worst case//percentage change of sales in field xy - next quarter	Umsatzveränderung im nächsten Quartal in Bereich XY (worst case)
3.142)	dl_csal_nqwc_v	values: worst case//percentage change of sales in field xy - next quarter	Wertangabe: Umsatzveränderung im nächsten Quartal in Bereich XY (worst case)
3.143)	dl_psalinc	probability of sales increase - next quarter	Wahrscheinlichkeit eines steigenden Umsatzes im nächsten Quartal
3.144)	dl_psalinc_min	lower bound: probability of sales increase - next quarter	Angegebene Untergrenze: Wahrscheinlichkeit eines steigenden Umsatzes im nächsten Quartal
3.145)	dl_psalinc_max	upper bound: probability of sales increase - next quarter	Angegebene Obergrenze: Wahrscheinlichkeit eines steigenden Umsatzes im nächsten Quartal
3.146)	dl_psalinc_sv	single value: probability of sales increase - next quarter	Einzelwert: Wahrscheinlichkeit eines steigenden Umsatzes im nächsten Quartal
3.147)	dl_psalstead	probability of steady sales - next quarter	Wahrscheinlichkeit eines gleichbleibenden Umsatzes im nächsten Quartal
3.148)	dl_psalstead_min	lower bound: probability of steady sales - next quarter	Angegebene Untergrenze: Wahrscheinlichkeit eines gleichbleibenden Umsatzes im nächsten Quartal
3.149)	dl_psalstead_max	upper bound: probability of steady sales - next quarter	Angegebene Obergrenze: Wahrscheinlichkeit eines gleichbleibenden Umsatzes im nächsten Quartal
3.150)	dl_psalstead_sv	single value: probability of steady sales - next quarter	Einzelwert: Wahrscheinlichkeit eines gleichbleibenden Umsatzes im nächsten Quartal
3.151)	dl_psaldec	probability of sales decrease - next quarter	Wahrscheinlichkeit eines sinkenden Umsatzes im nächsten Quartal
3.152)	dl_psaldec_min	lower bound: probability of sales decrease - next quarter	Angegebene Untergrenze: Wahrscheinlichkeit eines sinkenden Umsatzes im nächsten Quartal
3.153)	dl_psaldec_max	upper bound: probability of sales decrease - next quarter	Angegebene Obergrenze: Wahrscheinlichkeit eines sinkenden Umsatzes im nächsten Quartal
3.154)	dl_psaldec_sv	single value: probability of sales decrease - next quarter	Einzelwert: Wahrscheinlichkeit eines sinkenden Umsatzes im nächsten Quartal
3.155)	dl_uncert_tax	uncertainty in future demand due to: tax	Unsicherheit der Nachfrageentwicklung durch: Steuern
3.156)	dl_uncert_trade	uncertainty in future demand due to: trade war	Unsicherheit der Nachfrageentwicklung durch: Handelskrieg
3.157)	dl_uncert_exc	uncertainty in future demand due to: exchange rate	Unsicherheit der Nachfrageentwicklung durch: Wechselkurs
3.158)	dl_uncert_econ	uncertainty in future demand due to: general economic development	Unsicherheit der Nachfrageentwicklung durch: Allgemeine Wirtschaftsentwicklung
3.159)	dl_uncert_unempl	uncertainty in future demand due to: unemployment rate	Unsicherheit der Nachfrageentwicklung durch: Arbeitslosenquote
3.160)	dl_uncert_inflation	uncertainty in future demand due to: inflation	Unsicherheit der Nachfrageentwicklung durch: Inflation
3.161)	dl_uncert_intrate	uncertainty in future demand due to: interest rate	Unsicherheit der Nachfrageentwicklung durch: Zins/EZB Geldpolitik
3.162)	dl_uncert_turnover	uncertainty regarding the percentage change in turnover: quarter	Unsicherheit hinsichtlich der prozentualen Änderung des Umsatzes im Quartal
3.163)	dl_uncert_turnover_clicks	clicks required: dl_uncert_turnover	Klicks: dl_uncert_turnover
3.164)	dl_uncert_turnover2	uncertainty regarding the percentage change in turnover: year	Unsicherheit hinsichtlich der prozentualen Änderung des Umsatzes im Jahr
3.165)	dl_uncert_turnover2_clicks	clicks required: dl_uncert_turnover2	Klicks: dl_uncert_turnover2
3.166)	dl_decision_invest	uncertainty in turnover decisive for decisions on investments: quarter	Unsicherheit bzgl. Umsatzentwicklung im Quartal entscheidend für: Investitionen
3.167)	dl_decision_empl	uncertainty in turnover decisive for decisions on employment: quarter	Unsicherheit bzgl. Umsatzentwicklung im Quartal entscheidend für: Beschäftigung
3.168)	dl_decision_price	uncertainty in turnover decisive for decisions on pricing: quarter	Unsicherheit bzgl. Umsatzentwicklung im Quartal entscheidend für: Preissetzung
3.169)	dl_decision_invest2	uncertainty in turnover decisive for decisions on investments: year	Unsicherheit bzgl. Umsatzentwicklung im Jahr entscheidend für: Investitionen
3.170)	dl_decision_empl2	uncertainty in turnover decisive for decisions on employment: year	Unsicherheit bzgl. Umsatzentwicklung im Jahr entscheidend für: Beschäftigung
3.171)	dl_decision_price2	uncertainty in turnover decisive for decisions on pricing: year	Unsicherheit bzgl. Umsatzentwicklung im Jahr entscheidend für: Preissetzung
3.172)	dl_decision_notes	notes to questions on uncertainty about turnover	Anmerkungen zu Fragen zu Unsicherheit des Umsatzes
3.173)	dl_wage_agree	agreement on effect of European minimum wage on employment	Zustimmung zu Effekt eines europäischen Mindestlohns auf Arbeitsmarkt
3.174)	dl_wage_know	pre-knowledge on the subject of minimum wage	Vorwissen zu Mindestlohn
3.175)	dl_ref_agree	agreement on positive economic effect of refugees on european population	Zustimmung zu positivem ökonomischen Effekt von Flüchtlingen auf europäische Bevölkerung
3.176)	dl_ref_know	pre-knowledge on the subject of refugee's economic effects	Vorwissen zu ökonomischen Effekten von Flüchtlingen
3.177)	dl_robot_agree	agreement on effect of robots and AI on long-term unemployment	Zustimmung zu Effekt von Robotern und KI auf Langzeitarbeitslosigkeit
3.178)	dl_robot_know	pre-knowledge on subject of robots and AI	Vorwissen zu Robotern und KI
3.179)	dl_refugee_agree	agreement on effect of increase in refugee and	Zustimmung zu Effekt von Erhöhung der Refugentrittsrate

		agreement on effect of increase in retirement age	Zustimmung zu Effekt von Erhöhung des Renteneintrittsalters
3.180)	dl_retirem_know	pre-knowledge on subject of retirement age	Vorwissen zu Rente und Renteneintrittsalter
3.181)	dl_move_agree	agreement on positive effect of free movement of people within Europe	Zustimmung zu positivem Effekt der Personenfreizügigkeit in der EU
3.182)	dl_move_know	pre-knowledge on free movement of people	Vorwissen zu Personenfreizügigkeit in der EU
3.183)	dl_merger_agree	agreement on mergers of companies to european champions	Zustimmung zu Fusionen zu europäischen Champions
3.184)	dl_merger_know	pre-knowledge on mergers to european champions	Vorwissen zu Effekten von Fusionen
3.185)	dl_econ_interest	interest in economics and debates of economic policy	Interesse an Wirtschaft und wirtschaftspolitische Debatten
3.186)	dl_polit_conf	confidence in academic experts regarding political questions	Vertrauen in akademische Experten bei politischen Fragen
3.187)	dl_education	level of education	Höchster Bildungsabschluss
3.188)	dl_corona_eff	effect of corona virus on business	Effekt des Coronavirus auf Geschäftstätigkeit
3.189)	dl_corona_demand	effect of corona virus on demand	Effekt des Coronavirus auf Nachfragerückgang
3.190)	dl_corona_foreign	effect of corona virus on foreign subsidiary firms	Effekt des Coronavirus auf ausländische Töchter
3.191)	dl_corona_travel	effect of corona virus on delay or cancellation of business trips	Effekt des Coronavirus auf Verzögerung/Ausfall von Dienstreisen
3.192)	dl_corona_other	other negative effects of corona virus	Andere Effekte des Coronavirus
3.193)	dl_corona_other_text	text: other negative effects of corona virus	Text: andere Effekte des Coronavirus
3.194)	dl_corona_eff2	effect of corona virus on current business	Effekt des Corona-Virus auf Geschäftstätigkeit
3.195)	dl_corona_homeoff	corona: increased use of home office	Verstärkte Nutzung von Homeoffice
3.196)	dl_corona_stwork	corona: short-time work	Kurzarbeit wegen Corona
3.197)	dl_corona_overtime	corona: reduction of overtime	Abbau von Zeitguthaben wegen Corona
3.198)	dl_corona_empreductio	corona: reduction of employment	Beschäftigungsabbau wegen Corona
3.199)	dl_corona_siteshut	corona: site shutdown	Standort-/Geschäftsschließungen wegen Corona
3.200)	dl_corona_storage	corona: increased storing	Verstärkte Lagerhaltung wegen Corona
3.201)	dl_corona_supplier	corona: change or diversification of supplier	Wechsel von Zulieferern wegen Corona
3.202)	dl_corona_bus_other	corona: other consequences	Andere Maßnahmen wegen Corona
3.203)	dl_corona_bus_othertext	corona: other consequences text	Andere Maßnahmen wegen Corona Text
3.204)	dl_corona_credit	corona: use of credit lines	Nutzung bestehender Kreditlinien wegen Corona
3.205)	dl_corona_newcredit	corona: new credit lines	Erschließung neuer Kreditlinien wegen Corona
3.206)	dl_corona_liquidityas	corona: use of liquidity assistances	Inanspruchnahme Liquiditätshilfen wegen Corona
3.207)	dl_corona_investpos	corona: postponement of investment projects	Verschiebung von Investitionsprojekten wegen Corona
3.208)	dl_corona_investcanc	corona: cancellation of investment projects	Streichung von Investitionsprojekten wegen Corona
3.209)	dl_corona_fin_other	corona: other financial consequences	Sonstige Maßnahmen wegen Corona
3.210)	dl_corona_fin_othertext	corona: other financial consequences text	Sonstige Maßnahmen wegen Corona Text
3.211)	dl_corona_restrpublic	corona: restrictions to public life duration	Einschränkung des öffentlichen Lebens wegen Corona
3.212)	dl_corona_turnovercon	corona: constant turnover	Keine Effekt auf Umsatz durch Corona
3.213)	dl_corona_truoverinc	corona: increasing turnover	Positiver Effekt auf Umsatz durch Corona
3.214)	dl_corona_turnoverdec	corona: decreasing turnover	Negativer Effekt auf Umsatz durch Corona
3.215)	dl_corona_turnoverfuture	corona: catch up on missed turnover in future	Aufholen des Umsatzrückgangs nach Corona
3.216)	dl_corona_emplabr1	corona: share of employees living abroad	Anteil der Mitarbeiter die im Ausland leben
3.217)	dl_corona_emplabr2	corona: no employees living abroad	Keine Mitarbeiter die im Ausland leben
3.218)	dl_corona_emplabr3	corona: employment of employees living abroad	Einsatz von Mitarbeitern die im Ausland leben
3.219)	dl_corona_problem	corona: most problematic aspect	Problematischster Aspekt der Corona-Pandemie
3.220)	dl_corona_polconseq	corona: desired political consequences	Gewünschte politische Maßnahmen wegen Corona
3.221)	dl_corona_survive	corona: duration surviving shutdown	Überlebensdauer des Unternehmens durch Corona-Maßnahmen
3.222)	dl_corona_surviveas	corona: duration surviving shutdown assistances	Überlebensdauer des Unternehmens staatliche Hilfen
3.223)	dl_corona_def	corona: use of deferred payments	Inanspruchnahme von Stundungen wegen Corona-Pandemie
3.224)	dl_corona_def2	corona: use of deferred payments in the future	Zukünftige Inanspruchnahme von Stundungen wegen Corona-Pandemie
3.225)	dl_cor5_effect	corona may: effect of pandemic on business	Corona Mai: Effekt der Pandemie auf Geschäftstätigkeit
3.226)	dl_cor5_measures1	corona may: stop of production due to the pandemic	Corona Mai: Produktionsstopp aufgrund der Krise
3.227)	dl_cor5_measures2	corona may: use of assistances due to the pandemic	Corona Mai: Inanspruchnahme Liquiditätshilfen aufgrund der Krise
3.228)	dl_cor5_measures3	corona may: postponement of investment projects due to the pandemic	Corona Mai: Verschiebung von Investitionsprojekten aufgrund der Krise

3.229)	dl_cor5_measures4	corona may: cancellation of investment projects due to the pandemic	Corona Mai: Streichung von Investitionsprojekten aufgrund der Krise
3.230)	dl_cor5_measures5	corona may: short time work due to the pandemic	Corona Mai: Kurzarbeit aufgrund der Krise
3.231)	dl_cor5_measures5a	corona may: share of short time work due to the pandemic	Corona Mai: Anteil an Beschäftigten in Kurzarbeit
3.232)	dl_cor5_duration_public	corona may: duration of restrictions to public life due to the pandemic	Corona Mai: Dauer Einschränkungen des öffentlichen Lebens aufgrund der Pandemie
3.233)	dl_cor5_duration1	corona may: time until business situation will normalize (best case)	Corona Mai: Normalisierung der Geschäftslage (best case)
3.234)	dl_cor5_duration2	corona may: time until business situation will normalize (most likely case)	Corona Mai: Normalisierung der Geschäftslage (most likely case)
3.235)	dl_cor5_duration3	corona may: time until business situation will normalize (worst case)	Corona Mai: Normalisierung der Geschäftslage (worst case)
3.236)	dl_cor5_liquidity1	corona may: time surviving with liquidity reserve	Corona Mai: Überlebensdauer mit Liquiditätsreserven
3.237)	dl_cor5_liquidity2	corona may: surviving with liquidity reserve	Corona Mai: Keine Engpässe erwartet
3.238)	dl_cor5_change	corona may: changes within company after pandemic	Corona Mai: Veränderungen im Unternehmen nach Pandemie
3.239)	dl_cor5_travel	corona may: less business travels after the pandemic	Corona Mai: weniger Geschäftsreisen nach der Pandemie
3.240)	dl_cor5_homeoffice	corona may: more homeoffice after the pandemic	Corona Mai: mehr Homeoffice nach der Pandemie
3.241)	dl_cor5_automat	corona may: higher automatization	Corona Mai: höhere Automatisierung nach der Pandemie
3.242)	dl_cor5_ext	corona may: reduction of external goods or services	Corona Mai: Reduzierung zugelieferter Produkte oder bezogener Dienstleistungen
3.243)	dl_cor5_divers	corona may: higher diversification in procurement	Corona Mai: Diversifikation in der Beschaffung nach der Pandemie
3.244)	dl_cor5_service	corona may: change in service portfolio	Corona Mai: Veränderung des Dienstleistungsportfolios nach der Pandemie
3.245)	dl_cor5_digital	corona may: increased use of digital distribution channels	Corona Mai: stärkere Nutzung digitaler Vertriebswege nach der Pandemie
3.246)	dl_cor5_other	corona may: other changes after corona pandemic	Corona Mai: andere Veränderungen nach der Pandemie
3.247)	dl_cor5_other_text	corona may: other changes after corona pandemic text	Corona Mai: andere Veränderungen nach der Pandemie Text
3.248)	dl_cor5_emp1	corona may: investment in employees currently	Corona Mai: Investitionen in Mitarbeiter derzeit
3.249)	dl_cor5_emp2	corona may: investment in employees after crisis	Corona Mai: Investitionen in Mitarbeiter nach der Krise
3.250)	dl_cor5_workplace1	corona may: investment in workplaces currently	Corona Mai: Investitionen in Arbeitsplatz derzeit
3.251)	dl_cor5_workplace2	corona may: investment in workplaces after crisis	Corona Mai: Investitionen in Arbeitsplatz nach der Krise
3.252)	dl_cor5_prov1	corona may: investment in service provision currently	Corona Mai: Investitionen in Leistungserstellung derzeit
3.253)	dl_cor5_prov2	corona may: investment in service provision after crisis	Corona Mai: Investitionen in Leistungserstellung nach der Krise
3.254)	dl_cor5_supply1	corona may: investment in supply chains currently	Corona Mai: Investitionen in Lieferkettenmanagement derzeit
3.255)	dl_cor5_supply2	corona may: investment in supply chains after crisis	Corona Mai: Investitionen in Lieferkettenmanagement nach der Krise
3.256)	dl_cor5_other_inv1	corona may: other investments currently	Corona Mai: andere Investitionen derzeit
3.257)	dl_cor5_other_inv2	corona may: other investments after crisis	Corona Mai: andere Investitionen nach der Krise
3.258)	dl_cor5_other_inv_text	corona may: other investments text	Corona Mai: andere Investitionen Text
3.259)	dl_cor6_effect	corona june: effect of pandemic on business	Corona Juni: Effekt auf Geschäftslage
3.260)	dl_cor6_measures1	corona june: reduction of employees	Corona Juni: Beschäftigungsabbau
3.261)	dl_cor6_measures2	corona june: closing locations	Corona Juni: Standortschließungen
3.262)	dl_cor6_measures3	corona june: use of existing credit lines	Corona Juni: Nutzung bestehender Kreditlinien
3.263)	dl_cor6_measures4	corona june: new credit lines	Corona Juni: Erschließung neuer Kreditlinien
3.264)	dl_cor6_measures5	corona june: use of liquidity assistances	Corona Juni: Inanspruchnahme von Liquiditätshilfen
3.265)	dl_cor6_measures6	corona june: postponement of investment projects	Corona Juni: Verschiebung von Investitionsprojekten
3.266)	dl_cor6_measures7	corona june: cancellation of investment projects	Corona Juni: Streichung von Investitionsprojekten
3.267)	dl_cor6_measures8	corona june: short time work	Corona Juni: Kurzarbeit
3.268)	dl_cor6_shorttime	corona june: short time work yes/no	Corona Juni: Kurzarbeit ja/nein
3.269)	dl_cor6_shorttime1	corona june: share employees in of short time work	Corona Juni: Anteil Mitarbeiter in Kurzarbeit
3.270)	dl_cor6_shorttime2	corona june: work reduction of employees in short time work	Corona Juni: Arbeitsreduzierung in Kurzarbeit
3.271)	dl_cor6_shorttime3	corona june: short time work in next three months	Corona Juni: Kurzarbeit kommende drei Monate
3.272)	dl_cor6_shorttime_future	corona june: short time work next three months	Corona Juni: Kurzarbeit kommende drei Monate
3.273)	dl_cor6_restrpublic	corona june: restrictions to public life duration	Corona Juni: Einschränkungen öffentliches Leben
3.274)	dl_cor6_duration1	corona june: normalization best case	Corona Juni: Normalisierung im besten Fall
3.275)	dl_cor6_duration2	corona june: normalization most likely case	Corona Juni: Normalisierung wahrscheinlichsten Fall
3.276)	dl_cor6_duration3	corona june: normalization worst case	Corona Juni: Normalisierung im schlechtesten Fall
3.277)	dl_cor6_change	corona june: changes within company after pandemic	Corona Juni: dauerhafte Veränderungen nach Krise

3.277)	dl_cor6_change	corona june: change main company area pandemic	Corona Juni: Geschäftsveränderungen durch Krise
3.278)	dl_cor6_prob_fin	corona june: problem finances	Corona Juni: Problem Finanzen
3.279)	dl_cor6_prob_market	corona june: problem domestic market	Corona Juni: Problem nationaler Absatzmarkt
3.280)	dl_cor6_prob_foreignmarket	corona june: problem foreign markets	Corona Juni: Problem internationale Absatzmärkte
3.281)	dl_cor6_prob_empl	corona june: problem employees	Corona Juni: Problem Personal
3.282)	dl_cor6_prob_supply	corona june: problem supply	Corona Juni: Problem Einkauf und Beschaffung
3.283)	dl_cor6_prob_regulation	corona june: problem federal regulations	Corona Juni: Problem staatliche Auflagen
3.284)	dl_cor6_prob_exist	corona june: problems endanger existence	Corona Juni: Probleme existenzbedrohend

1. Variables of identification

No.	Name	Label	Survey period	Survey frequency
-----	------	-------	---------------	------------------

1.1) **survey** survey East and West since 10/2004 monthly survey

2004	2005	2006	2007	2008	2009	2010	2011	2012	2013	Further information
WEST										
EAST										
2014	2015	2016	2017	2018	2019	2020	2021	2022	2023	
WEST										
EAST										

No.	Name	Label	Survey period	Survey frequency
-----	------	-------	---------------	------------------

1.2) **year** year East and West since 10/2004 monthly survey

2004	2005	2006	2007	2008	2009	2010	2011	2012	2013	Further information
WEST										Year of survey
EAST										
2014	2015	2016	2017	2018	2019	2020	2021	2022	2023	
WEST										
EAST										

No.	Name	Label	Survey period	Survey frequency
-----	------	-------	---------------	------------------

1.3) **month** month East and West since 10/2004 monthly survey

2004	2005	2006	2007	2008	2009	2010	2011	2012	2013	Further information
WEST										Month
EAST										
2014	2015	2016	2017	2018	2019	2020	2021	2022	2023	
WEST										
EAST										

No.	Name	Label	Survey period	Survey frequency
-----	------	-------	---------------	------------------

1.4) **idnum** firm X adress file id East and West since 10/2004 monthly survey

2004	2005	2006	2007	2008	2009	2010	2011	2012	2013	Further information
WEST										Firm X adress file id 7 digits
EAST										
2014	2015	2016	2017	2018	2019	2020	2021	2022	2023	
WEST										
EAST										

No.	Name	Label	Survey period	Survey frequency
1.5)	runnum	running number of plant	East and West since 10/2004	monthly survey
			2004 2005 2006 2007 2008 2009 2010 2011 2012 2013	Further information
			WEST	running number of plant
			EAST	
			2014 2015 2016 2017 2018 2019 2020 2021 2022 2023	
			WEST	
			EAST	

No.	Name	Label	Survey period	Survey frequency
1.6)	dl_plantnum	KT information id	East and West since 10/2004	monthly survey
			2004 2005 2006 2007 2008 2009 2010 2011 2012 2013	Further information
			WEST	KT information id, 12 digits, created with DL-branch number
			EAST	
			2014 2015 2016 2017 2018 2019 2020 2021 2022 2023	
			WEST	
			EAST	digit 1-5: 1.5) sec Economic sector
				digit 6-7: 1.15) fedstaifo federal state according to ifo code
				digit 8-12: 1.11) runnum running firm number

No.	Name	Label	Survey period	Survey frequency
1.7)	sector_id	sector id	East and West since 10/2004	monthly survey
			2004 2005 2006 2007 2008 2009 2010 2011 2012 2013	Further information
			WEST	
			EAST	
			2014 2015 2016 2017 2018 2019 2020 2021 2022 2023	
			WEST	
			EAST	

No.	Name	Label	Survey period	Survey frequency
1.8)	fedstaifo	federal state (ifo-code)	East and West since 10/2004	monthly survey
			2004 2005 2006 2007 2008 2009 2010 2011 2012 2013	Further information
			WEST	federal state according to ifo code
			EAST	
			2014 2015 2016 2017 2018 2019 2020 2021 2022 2023	
			WEST	
			EAST	1 "[01] Berlin West" 9 "[09] Baden-Wuerttemberg"
				2 "[02] Schleswig-Holstein" 10 "[10] Bavaria"
				3 "[03] Hamburg" 11 "[11] Saarland"
				4 "[04] Bremen" 12 "[12] Mecklenburg-Western-Pomeran"
				5 "[05] Lower Saxony" 13 "[13] Brandenburg (incl. Berlin East)"
				6 "[06] Nordrhein-Westphalia" 14 "[14] Saxony-Anhalt"
				7 "[07] Rhineland-Palatinate" 15 "[15] Saxony"
				8 "[08] Hesse" 16 "[16] Thuringia"

No.	Name	Label	Survey period	Survey frequency
1.9)	sector_wz03	wz03 sector classification	East and West 10/2004 to 03/2011	monthly survey
			2004 2005 2006 2007 2008 2009 2010 2011 2012 2013	Further information
			WEST	Sector according to WZ03
			EAST	
			2014 2015 2016 2017 2018 2019 2020 2021 2022 2023	

No.	Name	Label	Survey period	Survey frequency
1.10)	sector_wz08	wz08 sector classification	East and West 01/2005 East and West since 04/2011	once monthly survey
			2004 2005 2006 2007 2008 2009 2010 2011 2012 2013	Further information
			WEST	Sector according to WZ08

										EAST
2014	2015	2016	2017	2018	2019	2020	2021	2022	2023	
WEST										
EAST										

No.	Name	Label	Survey period	Survey frequency
1.11)	sector_total	ebdc sector classification	East and West since 10/2004	monthly

										Further information
2004	2005	2006	2007	2008	2009	2010	2011	2012	2013	Sector according to the EBDC [1] agriculture, hunting and related activities [5] mining [10] publishing industry, printing industry, reproduction of recorded sound, image and data storage media [25] repair and instalation of machines and equipment [26] recycling [27] energy and water supply [28] effluent, waste and other disposal [29] construction industry [30] vehicle trade, maintenance and repair of vehicles, gas stations [31] wholesale and trade mediation [32] retail (without vehicle trade and gas stations), repair of goods [33] transport, auxiliary and secondary activities for transport [34] postal, courier and express services [35] hospitality, lodging, gastronomy [36] publishing; movie and tv show production and distribution; cinemas; recording studios and music publishing [37] broadcasting; telecommunications; information and information technology services; news communications [38] financial and insurance services [39] real estate and housing business [40] dataprocessing and databases [41] law, tax and business consultancy, auditing, administration and governance of businesses [42] architecture and engineering offices; technical, physical and chemical analysis; other freelance, scientific and technical activities [43] research and development [44] advertisement and market research [45] other economic services [46] renting of movable objects [47] mediation and assignment of manpower [48] travel agencies, travel business and other booking services [49] sentry and security services, investigative agencies [50] facility maintenance, horticulture, landscaping [51] public administration, defense, social insurance [52] education [53] health, veterinary and social sector; asylums [54] predominantly personal services (e.g.: entertaining activities, libraries, museums, botanical gardens, sports, recreation services) [55] advocacy, church and other associations (without social services, culture and sports) [56] repair of dataprocessing devices and goods [57] other services [60] extritorial organisations and entities;
WEST										
EAST										
2014	2015	2016	2017	2018	2019	2020	2021	2022	2023	
WEST										
EAST										

No.	Name	Label	Survey period	Survey frequency
1.12)	dl_size	size range	East and West since 04/2011	monthly survey

										Further information
2004	2005	2006	2007	2008	2009	2010	2011	2012	2013	Size range [1] <250000 Euro [2] 250000 - 1m Euro [3] 1m - 5m Euro [4] 5m - 10m Euro [5] 10m - 25m Euro [6] >25m Euro
WEST										
EAST										
2014	2015	2016	2017	2018	2019	2020	2021	2022	2023	
WEST										
EAST										

turnover	dl_size_turnover	dl_size	weight*
<50000 Euro	1	1	1
50000 - 100000 Euro	2		2
100000 - 250000 Euro	3		3
250000 - 500000 Euro	4	2	4
500000 - 1mill. Euro	5		5

1mill. - 2mill. Euro	6	3	6
2mill. - 5mill. Euro	7		7
5mill. - 10mill. Euro	8	4	8
10mill. - 25mill. Euro	9	5	9
25mill. - 50mill. Euro	10	6	10
50mill. - 100mill. Euro	11		
100mill. - 250mill. Euro	12		
250mill. - 500mill. Euro	13		
500mill. - 1mrd. Euro	14		
1mrd.-2mrd. Euro	15		
2mrd - 5mrd. Euro	16		
5mrd. - 10 mrd. Euro	17		
10mrd. - 25mrd. Euro	18		
25mrd. - 50mrd. Euro	19		
50mrd. - 100mrd. Euro	20		
>100mrd. Euro	21		
* not included in the panel anymore (could be generated via dl_size_turnover)			

No.	Name	Label	Survey period	Survey frequency
-----	------	-------	---------------	------------------

1.13) dl_size_turnover size of turnover East and West since 01/2010 monthly survey

2004	2005	2006	2007	2008	2009	2010	2011	2012	2013	Further information
						WEST				Size of turnover specification of dl_size [0] >no information [1] <50000 Euro [2] 50000 - 100000 Euro [3] 100000 - 250000 Euro [4] 250000 - 500000 Euro [5] 500000 - 1m Euro [6] 1m - 2m Euro [7] 2m - 5m Euro [8] 5m - 10m Euro [9] 10m - 25m Euro [10] 25m - 50m Euro [11] 50m - 100m Euro [12] 100m - 250m Euro [13] 250m - 500m Euro [14] 500m-1mrd. Euro [15] 1mrd.-2mrd. Euro [16] 2mrd - 5mrd. Euro [17] 5mrd - 10 mrd. Euro [18] 10mrd. - 25mrd. Euro [19] 25mrd. - 50mrd. Euro [20] 50mrd. - 100mrd. Euro [21] >100mrd. Euro
						EAST				
2014	2015	2016	2017	2018	2019	2020	2021	2022	2023	
WEST										
EAST										

turnover	dl_size_turnover (Umsatzgrößenklasse)	dl_size (Umsatzgrößenklasse in Größenklasse)	weight* (Umsatzgrößenklasse in Gewicht)
<50000 Euro	1	1	1
50000 - 100000 Euro	2		2
100000 - 250000 Euro	3		3
250000 - 500000 Euro	4	2	4

500000 - 1mill. Euro	5		5
1mill. - 2mill. Euro	6	3	6
2mill. - 5mill. Euro	7		7
5mill. - 10mill. Euro	8	4	8
10mill. - 25mill. Euro	9	5	9
25mill. - 50mill. Euro	10	6	10
50mill. - 100mill. Euro	11		
100mill. - 250mill. Euro	12		
250mill. - 500mill. Euro	13		
500mill. - 1mrd. Euro	14		
1mrd.-2mrd. Euro	15		
2mrd - 5mrd. Euro	16		
5mrd. - 10 mrd. Euro	17		
10mrd. - 25mrd. Euro	18		
25mrd. - 50mrd. Euro	19		
50mrd. - 100mrd. Euro	20		
>100mrd. Euro	21		

* not included in the panel anymore
(could be generated via dl_size_turnover)

No.	Name	Label	Survey period	Survey frequency
1.14)	size_empl	size of employees	East and West since 05/2012	monthly survey

2004	2005	2006	2007	2008	2009	2010	2011	2012	2013	Further information
								WEST		Size of employees [0] >no information [1] <=4 [2] 5 - 9 [3] 10 - 19 [4] 20 - 49 [5] 50 - 99 [6]100 - 249 [7] 250 - 499 [8] 500 - 999 [9] 1000 - 1999 [10]2000 - 4999 [11]5000 - 9999 [12] 10000 - 19999 [13]20000 - 49999 [14] >=50000
								EAST		
2014	2015	2016	2017	2018	2019	2020	2021	2022	2023	
WEST										
EAST										

No.	Name	Label	Survey period	Survey frequency
1.15)	online	online	East and West since 10/2004	monthly survey

2004	2005	2006	2007	2008	2009	2010	2011	2012	2013	Further information
										[1] fax [2] online [3] continuous text mail [4] pdf-mail [5] manually collected
2014	2015	2016	2017	2018	2019	2020	2021	2022	2023	
WEST										
EAST										

No.	Name	Label	Survey period	Survey frequency
-----	------	-------	---------------	------------------

1.16) **survey_start** survey_start East and West since 02/2005 monthly survey

2004	2005	2006	2007	2008	2009	2010	2011	2012	2013	Further information
WEST										Start of survey
EAST										
Only refers to the participants who answered the questionnaire online.										
2014	2015	2016	2017	2018	2019	2020	2021	2022	2023	
WEST										
EAST										

No. Name Label Survey period Survey frequency

1.17) **survey_end** survey_end East and West since 02/2005 monthly survey

2004	2005	2006	2007	2008	2009	2010	2011	2012	2013	Further information
WEST										End of survey
EAST										
Only refers to the participants who answered the questionnaire online.										
2014	2015	2016	2017	2018	2019	2020	2021	2022	2023	
WEST										
EAST										

No. Name Label Survey period Survey frequency

1.18) **participation_date** participation date East and West 02/2005-05/2014 monthly survey
East and West since 04/2018 monthly survey

2004	2005	2006	2007	2008	2009	2010	2011	2012	2013	Further information
WEST										Date of survey
EAST										
Only refers to the participants who answered the questionnaire online.										
2014	2015	2016	2017	2018	2019	2020	2021	2022	2023	
WEST										
EAST										

No. Name Label Survey period Survey frequency

1.19) **participation_hour** participation hour East and West since 02/2005 monthly survey
East and West since 04/2018 monthly survey

2004	2005	2006	2007	2008	2009	2010	2011	2012	2013	Further information
WEST										Hour of survey
EAST										
Only refers to the participants who answered the questionnaire online.										
2014	2015	2016	2017	2018	2019	2020	2021	2022	2023	
WEST										
EAST										

No. Name Label Survey period Survey frequency

1.20) **participation_status** participation status East and West since 02/2005 monthly survey

2004	2005	2006	2007	2008	2009	2010	2011	2012	2013	Further information
WEST										Participation status
EAST										
Only refers to the participants who answered the questionnaire online.										
2014	2015	2016	2017	2018	2019	2020	2021	2022	2023	
WEST										
EAST										

[1] complete
[2] reworked
[3] incomplete
[4] not answered
[5] ausgefüllt

No. Name Label Survey period Survey frequency

1.21) **dl_participant** participation in this survey West since 10/2004 monthly survey
East since 10/2004 monthly survey

2004	2005	2006	2007	2008	2009	2010	2011	2012	2013	Further information
WEST										Participation in this survey:
OST										
introduced in 04/2018										
2014	2015	2016	2017	2018	2019	2020	2021	2022	2023	
WEST										

[0] No
[1] Yes

Ost									
-----	--	--	--	--	--	--	--	--	--

Calculation of variable:
 1, if data of online and statebus or comexp exists, 0 otherwise
 1991-03/2018 variable=1, since 04/2018 variable can be 0 or 1 (due to a change in delivered data)
 07 & 08/2018 only data of participants was delivered

2. Standard questions

No.	Name	Label	Survey period	Survey frequency
-----	------	-------	---------------	------------------

2.1)	dl_statebus	state of business (appraisal)	East and West since 10/2004	monthly survey
------	--------------------	-------------------------------	-----------------------------	----------------

Wording of question

<p>since 10/2004</p> <p>Information about your own company (domestic)</p> <p>Current situation (appraisal and development)</p> <table border="1" style="width: 100%; border-collapse: collapse; margin-top: 10px;"> <tr> <td style="width: 80%; padding: 5px;">1. We evaluate our state of business currently to be</td> <td style="width: 10%; text-align: center; padding: 5px;">good [1]</td> <td style="width: 10%;"></td> </tr> <tr> <td style="padding: 5px;"></td> <td style="text-align: center; padding: 5px;">satisfiable [2]</td> <td></td> </tr> <tr> <td style="padding: 5px;"></td> <td style="text-align: center; padding: 5px;">bad [3]</td> <td></td> </tr> </table>	1. We evaluate our state of business currently to be	good [1]			satisfiable [2]			bad [3]		<p>Further information</p> <p>Appraisal of the state of business</p>																																																			
1. We evaluate our state of business currently to be	good [1]																																																												
	satisfiable [2]																																																												
	bad [3]																																																												
<p>Time span of variable</p> <table border="1" style="width: 100%; border-collapse: collapse; text-align: center;"> <tr> <td>2004</td><td>2005</td><td>2006</td><td>2007</td><td>2008</td><td>2009</td><td>2010</td><td>2011</td><td>2012</td><td>2013</td> </tr> <tr style="background-color: #003366; color: white;"> <td colspan="10">WEST</td> </tr> <tr style="background-color: #003366; color: white;"> <td colspan="10">EAST</td> </tr> <tr> <td>2014</td><td>2015</td><td>2016</td><td>2017</td><td>2018</td><td>2019</td><td>2020</td><td>2021</td><td>2022</td><td>2023</td> </tr> <tr style="background-color: #003366; color: white;"> <td colspan="10">WEST</td> </tr> <tr style="background-color: #003366; color: white;"> <td colspan="10">EAST</td> </tr> </table>		2004	2005	2006	2007	2008	2009	2010	2011	2012	2013	WEST										EAST										2014	2015	2016	2017	2018	2019	2020	2021	2022	2023	WEST										EAST									
2004	2005	2006	2007	2008	2009	2010	2011	2012	2013																																																				
WEST																																																													
EAST																																																													
2014	2015	2016	2017	2018	2019	2020	2021	2022	2023																																																				
WEST																																																													
EAST																																																													

No.	Name	Label	Survey period	Survey frequency
-----	------	-------	---------------	------------------

2.2)	dl_statebus_sl	state of business (VAS)	West since 01/2017 East since 01/2017	monthly survey monthly survey
------	-----------------------	-------------------------	--	----------------------------------

Wording of question

<p>since 01/2017</p> <p>Current situation</p> <p>We consider our state of business for XY to be</p> <div style="text-align: center; margin: 10px 0;"> </div> <p>Other than the variable 2.1) dl_statebus the state of business is rated based on a visual analog scale</p>	<p>Further information</p> <p>Appraisal of the state of business (VAS)</p> <p>online only</p> <p>2.1) dl_statebus</p>																																																																						
<p>Time span of variable</p> <table border="1" style="width: 100%; border-collapse: collapse; text-align: center;"> <tr> <td>1980</td><td>1981</td><td>1982</td><td>1983</td><td>1984</td><td>1985</td><td>1986</td><td>1987</td><td>1988</td><td>1989</td> </tr> <tr> <td>1990</td><td>1991</td><td>1992</td><td>1993</td><td>1994</td><td>1995</td><td>1996</td><td>1997</td><td>1998</td><td>1999</td> </tr> <tr> <td>2000</td><td>2001</td><td>2002</td><td>2003</td><td>2004</td><td>2005</td><td>2006</td><td>2007</td><td>2008</td><td>2009</td> </tr> <tr> <td>2010</td><td>2011</td><td>2012</td><td>2013</td><td>2014</td><td>2015</td><td>2016</td><td>2017</td><td>2018</td><td>2019</td> </tr> <tr style="background-color: #003366; color: white;"> <td colspan="10">WEST</td> </tr> <tr style="background-color: #003366; color: white;"> <td colspan="10">EAST</td> </tr> <tr> <td>2020</td><td>2021</td><td>2022</td><td>2023</td><td>2024</td><td>2025</td><td>2026</td><td>2027</td><td>2028</td><td>2029</td> </tr> </table>		1980	1981	1982	1983	1984	1985	1986	1987	1988	1989	1990	1991	1992	1993	1994	1995	1996	1997	1998	1999	2000	2001	2002	2003	2004	2005	2006	2007	2008	2009	2010	2011	2012	2013	2014	2015	2016	2017	2018	2019	WEST										EAST										2020	2021	2022	2023	2024	2025	2026	2027	2028	2029
1980	1981	1982	1983	1984	1985	1986	1987	1988	1989																																																														
1990	1991	1992	1993	1994	1995	1996	1997	1998	1999																																																														
2000	2001	2002	2003	2004	2005	2006	2007	2008	2009																																																														
2010	2011	2012	2013	2014	2015	2016	2017	2018	2019																																																														
WEST																																																																							
EAST																																																																							
2020	2021	2022	2023	2024	2025	2026	2027	2028	2029																																																														

No.	Name	Label	Survey period	Survey frequency
-----	------	-------	---------------	------------------

2.3) **dl_statebus_clicks** state of business (clicks) West since 01/2017 monthly survey
East since 01/2017 monthly survey

Time span of variable

1980	1981	1982	1983	1984	1985	1986	1987	1988	1989	Further information Appraisal of the state of business (Clicks) Number of clicks for question 2.2) dl_statebus_sl online only
1990	1991	1992	1993	1994	1995	1996	1997	1998	1999	
2000	2001	2002	2003	2004	2005	2006	2007	2008	2009	
2010	2011	2012	2013	2014	2015	2016	2017	2018	2019	
							WEST			
							EAST			
2020	2021	2022	2023	2024	2025	2026	2027	2028	2029	

No. Name Label Survey period Survey frequency

2.4) **dl_busvolqu** business volume last 3 months East and West since 10/2004 monthly survey

Wording of question

since 10/2004	Further information							
<p>Information about your own company (domestic)</p> <p>Current situation (appraisal and development)</p> <table border="1"> <tr> <td rowspan="3">2. During the last 3 months our business volume has</td> <td>increased [1]</td> <td></td> </tr> <tr> <td>not changed [2]</td> <td></td> </tr> <tr> <td>decreased [3]</td> <td></td> </tr> </table>	2. During the last 3 months our business volume has	increased [1]		not changed [2]		decreased [3]		Development of the business volume during the last 3 months
2. During the last 3 months our business volume has		increased [1]						
		not changed [2]						
	decreased [3]							

Time span of variable

2004	2005	2006	2007	2008	2009	2010	2011	2012	2013
WEST									
EAST									
2014	2015	2016	2017	2018	2019	2020	2021	2022	2023
WEST									
EAST									

No. Name Label Survey period Survey frequency

2.5) **dl_demandsales** demand / sales volume last 2-3 months East and West since 10/2004 monthly survey

Wording of question

10/2004 - 06/2018	Further information							
<p>Information about your own company (domestic)</p> <p>Current situation (appraisal and development)</p> <table border="1"> <tr> <td rowspan="3">3a. During the last 2-3 months the demand* for our services or our sales volume* has</td> <td>increased [1]</td> <td></td> </tr> <tr> <td>not changed [2]</td> <td></td> </tr> <tr> <td>decreased [3]</td> <td></td> </tr> </table>	3a. During the last 2-3 months the demand* for our services or our sales volume* has	increased [1]		not changed [2]		decreased [3]		Development of demand/sales volume during the last 2-3 months *Incl. Foreign demand/ sales volume
3a. During the last 2-3 months the demand* for our services or our sales volume* has		increased [1]						
		not changed [2]						
	decreased [3]							
since 07/2018								
<table border="1"> <tr> <td rowspan="3">During the last 3 months our sales volume* has</td> <td>increased [1]</td> <td></td> </tr> <tr> <td>not changed [2]</td> <td></td> </tr> <tr> <td>decreased [3]</td> <td></td> </tr> </table>	During the last 3 months our sales volume* has	increased [1]		not changed [2]		decreased [3]		*Incl. Foreign sales volume
During the last 3 months our sales volume* has		increased [1]						
		not changed [2]						
	decreased [3]							

Time span of variable										
2004	2005	2006	2007	2008	2009	2010	2011	2012	2013	
WEST										
EAST										
2014	2015	2016	2017	2018	2019	2020	2021	2022	2023	
WEST										
EAST										

No.	Name	Label	Survey period	Survey frequency
-----	------	-------	---------------	------------------

2.6) **dl_demandlast** demand / sales last month versus same month of previous year East and West since 10/2004 monthly survey

Wording of question

<p>10/2004 - 04/2009</p> <p>Information about your own company (domestic)</p> <p>Current situation (appraisal and development)</p> <table border="1"> <tr> <td rowspan="3">3b. Compared to the same month of last year our demand* or sales volume [...] last month has</td> <td>increased [1]</td> <td></td> </tr> <tr> <td>not changed [2]</td> <td></td> </tr> <tr> <td>decreased [3]</td> <td></td> </tr> </table>	3b. Compared to the same month of last year our demand* or sales volume [...] last month has	increased [1]		not changed [2]		decreased [3]		<p>Further information</p> <p>demand/ sales volume last month versus same month of previous year</p> <p>*Incl. Foreign demand/ sales volume</p>																																																											
3b. Compared to the same month of last year our demand* or sales volume [...] last month has		increased [1]																																																																	
		not changed [2]																																																																	
	decreased [3]																																																																		
<p>05/2009 - 06/2018</p> <p>Information about your own company (domestic)</p> <p>Current situation (appraisal and development)</p> <table border="1"> <tr> <td rowspan="3">3b. Compared to the same month of last year our demand* or sales volume [...] in the previous month has</td> <td>increased [1]</td> <td></td> </tr> <tr> <td>not changed [2]</td> <td></td> </tr> <tr> <td>decreased [3]</td> <td></td> </tr> </table>	3b. Compared to the same month of last year our demand* or sales volume [...] in the previous month has	increased [1]		not changed [2]		decreased [3]																																																													
3b. Compared to the same month of last year our demand* or sales volume [...] in the previous month has		increased [1]																																																																	
		not changed [2]																																																																	
	decreased [3]																																																																		
<p>since 07/2018</p> <table border="1"> <tr> <td rowspan="3">Our sales volume has ... in XX 20XX compared to YY 20YY</td> <td>increased [1]</td> <td></td> </tr> <tr> <td>not changed [2]</td> <td></td> </tr> <tr> <td>decreased [3]</td> <td></td> </tr> </table>	Our sales volume has ... in XX 20XX compared to YY 20YY	increased [1]		not changed [2]		decreased [3]		<p>*Incl. Foreign sales volume</p> <p>XX 20XX = previous month and actual year YY 20YY = previous month and previous year (e.g. if question is posed in 07/2018 => XX 20XX=June 2018 & YY 20YY = June 2017) Compares to the same month of last year</p>																																																											
Our sales volume has ... in XX 20XX compared to YY 20YY		increased [1]																																																																	
		not changed [2]																																																																	
	decreased [3]																																																																		
<p>Time span of variable</p> <table border="1"> <tr> <td>2004</td><td>2005</td><td>2006</td><td>2007</td><td>2008</td><td>2009</td><td>2010</td><td>2011</td><td>2012</td><td>2013</td><td></td> </tr> <tr> <td colspan="11">WEST</td> </tr> <tr> <td colspan="11">EAST</td> </tr> <tr> <td>2014</td><td>2015</td><td>2016</td><td>2017</td><td>2018</td><td>2019</td><td>2020</td><td>2021</td><td>2022</td><td>2023</td><td></td> </tr> <tr> <td colspan="11">WEST</td> </tr> <tr> <td colspan="11">EAST</td> </tr> </table>		2004	2005	2006	2007	2008	2009	2010	2011	2012	2013		WEST											EAST											2014	2015	2016	2017	2018	2019	2020	2021	2022	2023		WEST											EAST										
2004	2005	2006	2007	2008	2009	2010	2011	2012	2013																																																										
WEST																																																																			
EAST																																																																			
2014	2015	2016	2017	2018	2019	2020	2021	2022	2023																																																										
WEST																																																																			
EAST																																																																			

No.	Name	Label	Survey period	Survey frequency
-----	------	-------	---------------	------------------

2.7) **dl_orders** orders (appraisal) East and West since 10/2004 monthly survey

Wording of question

<p>since 10/2004</p> <p>Information about your own company (domestic)</p> <p>Current situation (appraisal and development)</p> <table border="1"> <tr> <td rowspan="3">4. We evaluate our order backlog to be (given that an order backlog is typical for the branch)</td> <td>relatively high [1]</td> <td></td> </tr> <tr> <td>sufficient [2]</td> <td></td> </tr> <tr> <td>too small [3]</td> <td></td> </tr> </table>	4. We evaluate our order backlog to be (given that an order backlog is typical for the branch)	relatively high [1]		sufficient [2]		too small [3]		<p>Further information</p> <p>Appraisal of orders</p>				
4. We evaluate our order backlog to be (given that an order backlog is typical for the branch)		relatively high [1]										
		sufficient [2]										
	too small [3]											
<p>Time span of variable</p> <table border="1"> <tr> <td>2004</td><td>2005</td><td>2006</td><td>2007</td><td>2008</td><td>2009</td><td>2010</td><td>2011</td><td>2012</td><td>2013</td><td></td> </tr> </table>		2004	2005	2006	2007	2008	2009	2010	2011	2012	2013	
2004	2005	2006	2007	2008	2009	2010	2011	2012	2013			

WEST										
EAST										
	2014	2015	2016	2017	2018	2019	2020	2021	2022	2023
WEST										
EAST										

No.	Name	Label	Survey period	Survey frequency
-----	------	-------	---------------	------------------

2.8) dl_employlast employees last 2-3 months East and West since 10/2004 to 06/2018 monthly survey

Wording of question

10/2004 - 06/2018	Further information																																																															
<p>Information about your own company (domestic)</p> <p>Current situation (appraisal and development)</p> <table border="1"> <tr> <td rowspan="3">5. During the last 2-3 months the number of our employees has</td> <td>increased [1]</td> <td></td> </tr> <tr> <td>not changed [2]</td> <td></td> </tr> <tr> <td>decreased [3]</td> <td></td> </tr> </table>	5. During the last 2-3 months the number of our employees has	increased [1]		not changed [2]		decreased [3]		<p>Development of the number of employees during the last 2-3 months</p> <p>This question was posed till 06/2018, since 07/2018 the same question is posed regarding the previous month (see dl_emplpast)</p>																																																								
5. During the last 2-3 months the number of our employees has		increased [1]																																																														
		not changed [2]																																																														
	decreased [3]																																																															
Time span of variable																																																																
<table border="1"> <tr><td>2004</td><td>2005</td><td>2006</td><td>2007</td><td>2008</td><td>2009</td><td>2010</td><td>2011</td><td>2012</td><td>2013</td></tr> <tr><td>WEST</td><td></td><td></td><td></td><td></td><td></td><td></td><td></td><td></td><td></td></tr> <tr><td>EAST</td><td></td><td></td><td></td><td></td><td></td><td></td><td></td><td></td><td></td></tr> <tr><td></td><td>2014</td><td>2015</td><td>2016</td><td>2017</td><td>2018</td><td>2019</td><td>2020</td><td>2021</td><td>2022</td><td>2023</td></tr> <tr><td>WEST</td><td></td><td></td><td></td><td></td><td></td><td></td><td></td><td></td><td></td><td></td></tr> <tr><td>EAST</td><td></td><td></td><td></td><td></td><td></td><td></td><td></td><td></td><td></td><td></td></tr> </table>	2004	2005	2006	2007	2008	2009	2010	2011	2012	2013	WEST										EAST											2014	2015	2016	2017	2018	2019	2020	2021	2022	2023	WEST											EAST											
2004	2005	2006	2007	2008	2009	2010	2011	2012	2013																																																							
WEST																																																																
EAST																																																																
	2014	2015	2016	2017	2018	2019	2020	2021	2022	2023																																																						
WEST																																																																
EAST																																																																

No.	Name	Label	Survey period	Survey frequency
-----	------	-------	---------------	------------------

2.9) dl_demandexp expected demand / sales volume for the next 2-3 months East and West since 10/2004 monthly survey

Wording of question

10/2004 - 06/2018	Further information																																																															
<p>Information about your own company (domestic)</p> <p>Current situation (appraisal and development)</p> <table border="1"> <tr> <td rowspan="3">6. During the next 2-3 months the demand* for our services or our sales volume will be</td> <td>increasing [1]</td> <td></td> </tr> <tr> <td>not changing [2]</td> <td></td> </tr> <tr> <td>decreasing [3]</td> <td></td> </tr> </table>	6. During the next 2-3 months the demand* for our services or our sales volume will be	increasing [1]		not changing [2]		decreasing [3]		<p>Expected demand/ sales volume for the next 2-3 months</p> <p>*Incl. Foreign demand/ sales volume</p>																																																								
6. During the next 2-3 months the demand* for our services or our sales volume will be		increasing [1]																																																														
		not changing [2]																																																														
	decreasing [3]																																																															
since 07/2018	*Incl. Foreign sales volume																																																															
<p>Plans and Expectations regarding the next 3 month</p> <table border="1"> <tr> <td rowspan="3">Our sales* volume will be</td> <td>increasing [1]</td> <td></td> </tr> <tr> <td>not changing [2]</td> <td></td> </tr> <tr> <td>decreasing [3]</td> <td></td> </tr> </table>	Our sales* volume will be	increasing [1]		not changing [2]		decreasing [3]																																																										
Our sales* volume will be		increasing [1]																																																														
		not changing [2]																																																														
	decreasing [3]																																																															
Time span of variable																																																																
<table border="1"> <tr><td>2004</td><td>2005</td><td>2006</td><td>2007</td><td>2008</td><td>2009</td><td>2010</td><td>2011</td><td>2012</td><td>2013</td></tr> <tr><td>WEST</td><td></td><td></td><td></td><td></td><td></td><td></td><td></td><td></td><td></td></tr> <tr><td>EAST</td><td></td><td></td><td></td><td></td><td></td><td></td><td></td><td></td><td></td></tr> <tr><td></td><td>2014</td><td>2015</td><td>2016</td><td>2017</td><td>2018</td><td>2019</td><td>2020</td><td>2021</td><td>2022</td><td>2023</td></tr> <tr><td>WEST</td><td></td><td></td><td></td><td></td><td></td><td></td><td></td><td></td><td></td><td></td></tr> <tr><td>EAST</td><td></td><td></td><td></td><td></td><td></td><td></td><td></td><td></td><td></td><td></td></tr> </table>	2004	2005	2006	2007	2008	2009	2010	2011	2012	2013	WEST										EAST											2014	2015	2016	2017	2018	2019	2020	2021	2022	2023	WEST											EAST											
2004	2005	2006	2007	2008	2009	2010	2011	2012	2013																																																							
WEST																																																																
EAST																																																																
	2014	2015	2016	2017	2018	2019	2020	2021	2022	2023																																																						
WEST																																																																
EAST																																																																

No.	Name	Label	Survey period	Survey frequency
-----	------	-------	---------------	------------------

2.10) dl_employexp expected employees for the next 2-3 months East and West since 10/2004 monthly survey

Wording of question

<p>since 10/2004</p> <p>Information about your own company (domestic)</p> <p>Current situation (appraisal and development)</p> <table border="1" style="margin-left: 20px;"> <tr> <td rowspan="3" style="width: 150px; height: 40px; vertical-align: middle;">7. During the next 2-3 months the number of employees will be</td> <td style="text-align: center;">increasing [1]</td> <td style="width: 30px; height: 20px;"></td> </tr> <tr> <td style="text-align: center;">not changing [2]</td> <td style="width: 30px; height: 20px;"></td> </tr> <tr> <td style="text-align: center;">decreasing [3]</td> <td style="width: 30px; height: 20px;"></td> </tr> </table>	7. During the next 2-3 months the number of employees will be	increasing [1]		not changing [2]		decreasing [3]		<p>Further information</p> <p>Expected development of number of employees during the next 2-3 months</p>																																																					
7. During the next 2-3 months the number of employees will be		increasing [1]																																																											
		not changing [2]																																																											
	decreasing [3]																																																												
<p>Time span of variable</p> <table border="1" style="width: 100%; text-align: center;"> <tr> <td>2004</td><td>2005</td><td>2006</td><td>2007</td><td>2008</td><td>2009</td><td>2010</td><td>2011</td><td>2012</td><td>2013</td> </tr> <tr style="background-color: #336699; color: white;"> <td colspan="10">WEST</td> </tr> <tr style="background-color: #6699cc; color: white;"> <td colspan="10">EAST</td> </tr> <tr> <td>2014</td><td>2015</td><td>2016</td><td>2017</td><td>2018</td><td>2019</td><td>2020</td><td>2021</td><td>2022</td><td>2023</td> </tr> <tr style="background-color: #336699; color: white;"> <td colspan="6">WEST</td> <td colspan="4"></td> </tr> <tr style="background-color: #6699cc; color: white;"> <td colspan="6">EAST</td> <td colspan="4"></td> </tr> </table>		2004	2005	2006	2007	2008	2009	2010	2011	2012	2013	WEST										EAST										2014	2015	2016	2017	2018	2019	2020	2021	2022	2023	WEST										EAST									
2004	2005	2006	2007	2008	2009	2010	2011	2012	2013																																																				
WEST																																																													
EAST																																																													
2014	2015	2016	2017	2018	2019	2020	2021	2022	2023																																																				
WEST																																																													
EAST																																																													

No.	Name	Label	Survey period	Survey frequency
-----	------	-------	---------------	------------------

2.11) dl_expectbus expected business situation for the next 6 months East and West since 10/2004 monthly survey

Wording of question

<p>since 10/2004</p> <p>Information about your own company (domestic)</p> <p>Current situation (appraisal and development)</p> <table border="1" style="margin-left: 20px;"> <tr> <td rowspan="3" style="width: 150px; height: 40px; vertical-align: middle;">8. During the next 6 months our business situation will be</td> <td style="text-align: center;">more favourable [1]</td> <td style="width: 30px; height: 20px;"></td> </tr> <tr> <td style="text-align: center;">not changing [2]</td> <td style="width: 30px; height: 20px;"></td> </tr> <tr> <td style="text-align: center;">less favourable [3]</td> <td style="width: 30px; height: 20px;"></td> </tr> </table>	8. During the next 6 months our business situation will be	more favourable [1]		not changing [2]		less favourable [3]		<p>Further information</p> <p>Expected business situation for the next 6 months</p>																																																					
8. During the next 6 months our business situation will be		more favourable [1]																																																											
		not changing [2]																																																											
	less favourable [3]																																																												
<p>Time span of variable</p> <table border="1" style="width: 100%; text-align: center;"> <tr> <td>2004</td><td>2005</td><td>2006</td><td>2007</td><td>2008</td><td>2009</td><td>2010</td><td>2011</td><td>2012</td><td>2013</td> </tr> <tr style="background-color: #336699; color: white;"> <td colspan="10">WEST</td> </tr> <tr style="background-color: #6699cc; color: white;"> <td colspan="10">EAST</td> </tr> <tr> <td>2014</td><td>2015</td><td>2016</td><td>2017</td><td>2018</td><td>2019</td><td>2020</td><td>2021</td><td>2022</td><td>2023</td> </tr> <tr style="background-color: #336699; color: white;"> <td colspan="6">WEST</td> <td colspan="4"></td> </tr> <tr style="background-color: #6699cc; color: white;"> <td colspan="6">EAST</td> <td colspan="4"></td> </tr> </table>		2004	2005	2006	2007	2008	2009	2010	2011	2012	2013	WEST										EAST										2014	2015	2016	2017	2018	2019	2020	2021	2022	2023	WEST										EAST									
2004	2005	2006	2007	2008	2009	2010	2011	2012	2013																																																				
WEST																																																													
EAST																																																													
2014	2015	2016	2017	2018	2019	2020	2021	2022	2023																																																				
WEST																																																													
EAST																																																													

No.	Name	Label	Survey period	Survey frequency
-----	------	-------	---------------	------------------

2.12) dl_expectbus_sl expected commercial operations (VAS) West since 01/2017 monthly survey
East since 01/2017 monthly survey

Wording of question

<p>since 01/2017</p> <p>Expectations for the next 6 months</p> <p>In cyclical regards our state of business for XY will be</p> <div style="text-align: center; margin: 10px 0;"> <p>0- be rather less favourable 50- stay about the same 100- rather more favourable</p> <p>----- ----- ----- ----- ----- ----- ----- ----- ----- ----- </p> </div> <p>Other than the variable 2.11) dl_comexp the expected commercial is rated based on a visual analog scale</p>	<p>Further information</p> <p>Expected commercial (VAS)</p> <p>online only</p> <p>The presentation of the online-Slider changed over the last years (e.g. sometimes a dash was displayed in the middle of the slider or the exact number that was clicked). Therefore an accumulation at 50 and other round figures is observable. Without these features displayed the distribution is smoother.</p> <p>01/2017-12/2018: presentation with dash in the middle, with the exact number clicked and label in the middle of the slider since 01/2019 presentation without dash in the middle, without the exact number clicked but with label in the middle of the slider</p>																																								
<p>Time span of variable</p> <table border="1" style="width: 100%; text-align: center;"> <tr> <td>1980</td><td>1981</td><td>1982</td><td>1983</td><td>1984</td><td>1985</td><td>1986</td><td>1987</td><td>1988</td><td>1989</td> </tr> <tr style="background-color: #cccccc;"> <td colspan="10"></td> </tr> <tr> <td>1990</td><td>1991</td><td>1992</td><td>1993</td><td>1994</td><td>1995</td><td>1996</td><td>1997</td><td>1998</td><td>1999</td> </tr> <tr style="background-color: #cccccc;"> <td colspan="10"></td> </tr> </table>		1980	1981	1982	1983	1984	1985	1986	1987	1988	1989											1990	1991	1992	1993	1994	1995	1996	1997	1998	1999										
1980	1981	1982	1983	1984	1985	1986	1987	1988	1989																																
1990	1991	1992	1993	1994	1995	1996	1997	1998	1999																																

2000	2001	2002	2003	2004	2005	2006	2007	2008	2009
2010	2011	2012	2013	2014	2015	2016	2017	2018	2019
2020	2021	2022	2023	2024	2025	2026	2027	2028	2029

No.	Name	Label	Survey period	Survey frequency
2.13)	dl_expectbus_clicks	expected commercial operations (clicks)	West since 01/2017 East since 01/2017	monthly survey monthly survey

Time span of variable

1980	1981	1982	1983	1984	1985	1986	1987	1988	1989
1990	1991	1992	1993	1994	1995	1996	1997	1998	1999
2000	2001	2002	2003	2004	2005	2006	2007	2008	2009
2010	2011	2012	2013	2014	2015	2016	2017	2018	2019
2020	2021	2022	2023	2024	2025	2026	2027	2028	2029

Further information

Number of clicks for question 2.12) dl_expectbus_sl
online only

No.	Name	Label	Survey period	Survey frequency
2.14)	dl_expectbus_unc	uncertainty w.r.t. commercial operation	West since 07/2017 East since 07/2017	monthly survey monthly survey

Wording of question

since 07/2017	Further information								
We assess the uncertainty conguarding our commercial operation in the next 6 month as	The presentation of the online-Slider changed over the last years (e.g. sometimes a dash was displayed in the middle of the slider or the exact number that was clicked). Therefore an accumulation at 50 and other round figures is observeable. Without these features displayed the distribution is smoother.								
Time span of variable	07/2017-12/2018: presentation with dash in the middle, with the exact numer clicked and label in the middle of the slider								
1980	1981	1982	1983	1984	1985	1986	1987	1988	1989
1990	1991	1992	1993	1994	1995	1996	1997	1998	1999
2000	2001	2002	2003	2004	2005	2006	2007	2008	2009
2010	2011	2012	2013	2014	2015	2016	2017	2018	2019
2020	2021	2022	2023	2024	2025	2026	2027	2028	2029
							WEST		
							EAST		

since 01/2019 presentation without dash in the middle, without the exact numer clicked but with label in the middle of the slider

online only

No.	Name	Label	Survey period	Survey frequency
2.15)	dl_pricenext	prices for the next 3 months	East and West since 10/2004	monthly survey

Wording of question

<p>since 10/2004</p> <p>Information about your own company (domestic)</p> <p>Current situation (appraisal and development)</p> <table border="1" style="width: 100%;"> <tr> <td rowspan="3" style="width: 70%;">9. During the next 3 months the prices for our services will be</td> <td style="width: 15%;">increasing [1]</td> <td style="width: 15%;"></td> </tr> <tr> <td>not changing [2]</td> <td></td> </tr> <tr> <td>decreasing [3]</td> <td></td> </tr> </table>	9. During the next 3 months the prices for our services will be	increasing [1]		not changing [2]		decreasing [3]		<p>Further information</p> <p>Expected development of prices for the next 3 months</p>																																																					
9. During the next 3 months the prices for our services will be		increasing [1]																																																											
		not changing [2]																																																											
	decreasing [3]																																																												
<p>Time span of variable</p> <table border="1" style="width: 100%; text-align: center;"> <tr> <td>2004</td><td>2005</td><td>2006</td><td>2007</td><td>2008</td><td>2009</td><td>2010</td><td>2011</td><td>2012</td><td>2013</td> </tr> <tr> <td colspan="10" style="background-color: #e6f2ff;">WEST</td> </tr> <tr> <td colspan="10" style="background-color: #e6f2ff;">EAST</td> </tr> <tr> <td>2014</td><td>2015</td><td>2016</td><td>2017</td><td>2018</td><td>2019</td><td>2020</td><td>2021</td><td>2022</td><td>2023</td> </tr> <tr> <td colspan="5" style="background-color: #e6f2ff;">WEST</td> <td colspan="5"></td> </tr> <tr> <td colspan="6" style="background-color: #e6f2ff;">EAST</td> <td colspan="4"></td> </tr> </table>		2004	2005	2006	2007	2008	2009	2010	2011	2012	2013	WEST										EAST										2014	2015	2016	2017	2018	2019	2020	2021	2022	2023	WEST										EAST									
2004	2005	2006	2007	2008	2009	2010	2011	2012	2013																																																				
WEST																																																													
EAST																																																													
2014	2015	2016	2017	2018	2019	2020	2021	2022	2023																																																				
WEST																																																													
EAST																																																													

No.	Name	Label	Survey period	Survey frequency
-----	------	-------	---------------	------------------

2.16) **dl_emplpast** development employee last month East and West since 07/2018 monthly survey

Wording of question

<p>since 07/2018 - 10/2018</p> <table border="1" style="width: 100%;"> <tr> <td rowspan="3" style="width: 70%;">In XX the number of our employees...</td> <td style="width: 15%;">increased [1]</td> <td style="width: 15%;"></td> </tr> <tr> <td>not changed [2]</td> <td></td> </tr> <tr> <td>decreased [3]</td> <td></td> </tr> </table>	In XX the number of our employees...	increased [1]		not changed [2]		decreased [3]		<p>Further information</p> <p>XX= previous month (July 2018: XX= June 2018)</p> <p>This question is posed since 07/2018. The same question was posed regarding the previous 2-3 month (see dl_employlast) from 10/2004 till 06/2018)</p>																																																					
In XX the number of our employees...		increased [1]																																																											
		not changed [2]																																																											
	decreased [3]																																																												
<p>since 11/2018</p> <table border="1" style="width: 100%;"> <tr> <td rowspan="3" style="width: 70%;">In XX (=previous month) compared to XX-1 (preprevious month) the number of our employees...</td> <td style="width: 15%;">increased [1]</td> <td style="width: 15%;"></td> </tr> <tr> <td>not changed [2]</td> <td></td> </tr> <tr> <td>decreased [3]</td> <td></td> </tr> </table>	In XX (=previous month) compared to XX-1 (preprevious month) the number of our employees...	increased [1]		not changed [2]		decreased [3]																																																							
In XX (=previous month) compared to XX-1 (preprevious month) the number of our employees...		increased [1]																																																											
		not changed [2]																																																											
	decreased [3]																																																												
<p>Time span of variable</p> <table border="1" style="width: 100%; text-align: center;"> <tr> <td>2004</td><td>2005</td><td>2006</td><td>2007</td><td>2008</td><td>2009</td><td>2010</td><td>2011</td><td>2012</td><td>2013</td> </tr> <tr> <td colspan="10" style="background-color: #e6f2ff;">WEST</td> </tr> <tr> <td colspan="10" style="background-color: #e6f2ff;">EAST</td> </tr> <tr> <td>2014</td><td>2015</td><td>2016</td><td>2017</td><td>2018</td><td>2019</td><td>2020</td><td>2021</td><td>2022</td><td>2023</td> </tr> <tr> <td colspan="5" style="background-color: #e6f2ff;">WEST</td> <td colspan="5"></td> </tr> <tr> <td colspan="6" style="background-color: #e6f2ff;">EAST</td> <td colspan="4"></td> </tr> </table>		2004	2005	2006	2007	2008	2009	2010	2011	2012	2013	WEST										EAST										2014	2015	2016	2017	2018	2019	2020	2021	2022	2023	WEST										EAST									
2004	2005	2006	2007	2008	2009	2010	2011	2012	2013																																																				
WEST																																																													
EAST																																																													
2014	2015	2016	2017	2018	2019	2020	2021	2022	2023																																																				
WEST																																																													
EAST																																																													

No.	Name	Label	Survey period	Survey frequency
-----	------	-------	---------------	------------------

2.17) **dl_prvpm** prices versus past East and West since 07/2018 monthly survey

Wording of question

<p>from 07/2018 to 10/2018</p> <table border="1" style="width: 100%;"> <tr> <td rowspan="3" style="width: 70%;">Our prices ... in the previous month</td> <td style="width: 15%;">increased [1]</td> <td style="width: 15%;"></td> </tr> <tr> <td>stayed the same [2]</td> <td></td> </tr> <tr> <td>decreased [3]</td> <td></td> </tr> </table>	Our prices ... in the previous month	increased [1]		stayed the same [2]		decreased [3]		<p>Further information</p> <p>XX= previous month (July 2018: XX= June 2018)</p>
Our prices ... in the previous month		increased [1]						
		stayed the same [2]						
	decreased [3]							
<p>since 11/2018</p> <table border="1" style="width: 100%;"> <tr> <td rowspan="3" style="width: 70%;">Our prices ... in XX (=previous month) compared to XX-1 (=preprevious month)</td> <td style="width: 15%;">increased [1]</td> <td style="width: 15%;"></td> </tr> <tr> <td>stayed the same [2]</td> <td></td> </tr> <tr> <td>decreased [3]</td> <td></td> </tr> </table>	Our prices ... in XX (=previous month) compared to XX-1 (=preprevious month)	increased [1]		stayed the same [2]		decreased [3]		
Our prices ... in XX (=previous month) compared to XX-1 (=preprevious month)		increased [1]						
		stayed the same [2]						
	decreased [3]							
<p>Time span of variable</p>								

2004	2005	2006	2007	2008	2009	2010	2011	2012	2013
2014	2015	2016	2017	2018	2019	2020	2021	2022	2023
				WEST					
				EAST					

No.	Name	Label	Survey period	Survey frequency
2.18)	dl_ordvpm	orders versus past	East and West since 07/2018	monthly survey

Wording of question

from 07/2018 to 10/2018	Further information XX= previous month (July 2018: XX= June 2018)							
<table border="1"> <tr><td rowspan="3">In XX of our order backlog has</td><td>increased [1]</td><td></td></tr> <tr><td>not changed [2]</td><td></td></tr> <tr><td>decreased [3]</td><td></td></tr> </table>	In XX of our order backlog has	increased [1]		not changed [2]		decreased [3]		
In XX of our order backlog has		increased [1]						
		not changed [2]						
	decreased [3]							
since 11/2018								
<table border="1"> <tr><td rowspan="3">In XX (=previous month) compared to XX-1 (=preprevious month) our order backlog has</td><td>increased [1]</td><td></td></tr> <tr><td>not changed [2]</td><td></td></tr> <tr><td>decreased [3]</td><td></td></tr> </table>	In XX (=previous month) compared to XX-1 (=preprevious month) our order backlog has	increased [1]		not changed [2]		decreased [3]		
In XX (=previous month) compared to XX-1 (=preprevious month) our order backlog has		increased [1]						
		not changed [2]						
	decreased [3]							

Time span of variable

2004	2005	2006	2007	2008	2009	2010	2011	2012	2013
2014	2015	2016	2017	2018	2019	2020	2021	2022	2023
				WEST					
				EAST					

No.	Name	Label	Survey period	Survey frequency
2.24)	dl_prestatebus_unc	uncertainty: prediction of business situation	West and East 04/2019	monthly

Wording of question

since 4/2019	Further information				
<p>To predict the development of our business situation is currently</p> <table border="1"> <tr> <td>easy [1]</td> <td>rather easy [2]</td> <td>rather difficult [3]</td> <td>difficult [4]</td> </tr> </table>	easy [1]	rather easy [2]	rather difficult [3]	difficult [4]	
easy [1]	rather easy [2]	rather difficult [3]	difficult [4]		

Time span of variable

1991	1992	1993	1994	1995	1996	1997	1998	1999	2000
2001	2002	2003	2004	2005	2006	2007	2008	2009	2010
2011	2012	2013	2014	2015	2016	2017	2018	2019	2020
2021	2022	2023	2024	2025	2026	2027	2028	2029	2030
								WEST	
								EAST	

3. Special questions

No.	Name	Label	Survey period	Survey frequency
3.1)	dl_constrbus	constraints to business activity	East and West since 10/2004	inquired in Jan, Apr, July, Oct

Wording of question

since 10/2004		Further information							
<p>Special questions (inquired only every 3 months)</p> <p>12. Our domestic business activity is currently constrained</p> <table border="1"> <tr> <td>yes [1]</td> <td>no [2]</td> </tr> </table>		yes [1]	no [2]	<p>Constraints to business activity</p> <p>[3]: Conflict - here, "no" was chosen , but for any constraining factor (3.2) dl_lackdem to 3.8) dl_othrea), "yes" was crossed.</p>					
yes [1]	no [2]								
Time span of variable									
2004	2005	2006	2007	2008	2009	2010	2011	2012	2013
WEST									
EAST									
2014	2015	2016	2017	2018	2019	2020	2021	2022	2023
WEST									
EAST									

No.	Name	Label	Survey period	Survey frequency
3.2)	dl_lackdem	constaints by lack of demand	East and West since 10/2004	inquired in Jan, Apr, July, Oct

Wording of question

since 10/2004		Further information							
<p>Special questions (inquired only every 3 months)</p> <p>12. Our domestic business activity is currently constrained</p> <p>...</p> <p>if yes, by following factors (multiple answers are possible)</p> <p>lack of orders, lack of demand [1]*</p> <table border="1"> <tr> <td>yes [1]</td> </tr> </table>		yes [1]	<p>Constraints by lack of demand</p>						
yes [1]									
Time span of variable									
2004	2005	2006	2007	2008	2009	2010	2011	2012	2013
WEST									
EAST									
2014	2015	2016	2017	2018	2019	2020	2021	2022	2023
WEST									
EAST									

No.	Name	Label	Survey period	Survey frequency
3.3)	dl_skillack	constraints: lack of skilled labour	East and West since 10/2004	inquired in Jan, Apr, July, Oct

Wording of question

since 10/2004		Further information							
<p>Special questions (inquired only every 3 months)</p> <p>12. Our domestic business activity is currently constrained</p> <p>...</p> <p>if yes, by following factors (multiple answers are possible)</p> <p>lack of skilled labour [1]*</p> <table border="1"> <tr> <td>yes [1]</td> </tr> </table>		yes [1]	<p>Constraints by lack of skilled labour</p>						
yes [1]									
Time span of variable									
2004	2005	2006	2007	2008	2009	2010	2011	2012	2013
WEST									
EAST									
2014	2015	2016	2017	2018	2019	2020	2021	2022	2023
WEST									
EAST									

No.	Name	Label	Survey period	Survey frequency
3.4)	dl_lacktec	constaints by lack of technical capacities	East and West since 10/2004	inquired in Jan, Apr, July, Oct

Wording of question

<p>since 10/2004</p> <p>Special questions (inquired only every 3 months)</p> <p>12. Our domestic business activity is currently constrained</p> <p>...</p> <p>if yes, by following factors (multiple answers are possible)</p> <table border="1" style="margin-left: auto; margin-right: auto;"> <tr> <td style="width: 150px;"></td> <td style="text-align: center;">yes [1]</td> </tr> <tr> <td style="text-align: center;">lack of technical capacities [1]*</td> <td style="width: 50px;"></td> </tr> </table>		yes [1]	lack of technical capacities [1]*		<p>Further information</p> <p>Constraints by lack of technical capacities</p>																																																								
	yes [1]																																																												
lack of technical capacities [1]*																																																													
<p>Time span of variable</p> <table border="1" style="width: 100%; text-align: center;"> <tr> <td>2004</td><td>2005</td><td>2006</td><td>2007</td><td>2008</td><td>2009</td><td>2010</td><td>2011</td><td>2012</td><td>2013</td> </tr> <tr> <td colspan="10">WEST</td> </tr> <tr> <td colspan="10">EAST</td> </tr> <tr> <td>2014</td><td>2015</td><td>2016</td><td>2017</td><td>2018</td><td>2019</td><td>2020</td><td>2021</td><td>2022</td><td>2023</td> </tr> <tr> <td colspan="10">WEST</td> </tr> <tr> <td colspan="10">EAST</td> </tr> </table>		2004	2005	2006	2007	2008	2009	2010	2011	2012	2013	WEST										EAST										2014	2015	2016	2017	2018	2019	2020	2021	2022	2023	WEST										EAST									
2004	2005	2006	2007	2008	2009	2010	2011	2012	2013																																																				
WEST																																																													
EAST																																																													
2014	2015	2016	2017	2018	2019	2020	2021	2022	2023																																																				
WEST																																																													
EAST																																																													

No.	Name	Label	Survey period	Survey frequency
-----	------	-------	---------------	------------------

3.5) **dl_finan** constraints by problems of financing East and West since 10/2004 inquired in Jan, Apr, July, Oct

Wording of question

<p>since 10/2004</p> <p>Special questions (inquired only every 3 months)</p> <p>12. Our domestic business activity is currently constrained</p> <p>...</p> <p>if yes, by following factors (multiple answers are possible)</p> <table border="1" style="margin-left: auto; margin-right: auto;"> <tr> <td style="width: 150px;"></td> <td style="text-align: center;">yes [1]</td> </tr> <tr> <td style="text-align: center;">problems of financing [1]*</td> <td style="width: 50px;"></td> </tr> </table>		yes [1]	problems of financing [1]*		<p>Further information</p> <p>Constraints to business activity by problems of financing</p>																																																								
	yes [1]																																																												
problems of financing [1]*																																																													
<p>Time span of variable</p> <table border="1" style="width: 100%; text-align: center;"> <tr> <td>2004</td><td>2005</td><td>2006</td><td>2007</td><td>2008</td><td>2009</td><td>2010</td><td>2011</td><td>2012</td><td>2013</td> </tr> <tr> <td colspan="10">WEST</td> </tr> <tr> <td colspan="10">EAST</td> </tr> <tr> <td>2014</td><td>2015</td><td>2016</td><td>2017</td><td>2018</td><td>2019</td><td>2020</td><td>2021</td><td>2022</td><td>2023</td> </tr> <tr> <td colspan="10">WEST</td> </tr> <tr> <td colspan="10">EAST</td> </tr> </table>		2004	2005	2006	2007	2008	2009	2010	2011	2012	2013	WEST										EAST										2014	2015	2016	2017	2018	2019	2020	2021	2022	2023	WEST										EAST									
2004	2005	2006	2007	2008	2009	2010	2011	2012	2013																																																				
WEST																																																													
EAST																																																													
2014	2015	2016	2017	2018	2019	2020	2021	2022	2023																																																				
WEST																																																													
EAST																																																													

No.	Name	Label	Survey period	Survey frequency
-----	------	-------	---------------	------------------

3.6) **dl_lockroom** constraints by lack of room/ business equipment East and West since 10/2004 inquired in Jan, Apr, July, Oct

Wording of question

<p>since 10/2004</p> <p>Special questions (inquired only every 3 months)</p> <p>12. Our domestic business activity is currently constrained</p> <p>...</p> <p>if yes, by following factors (multiple answers are possible)</p> <table border="1" style="margin-left: auto; margin-right: auto;"> <tr> <td style="width: 150px;"></td> <td style="text-align: center;">yes [1]</td> </tr> <tr> <td style="text-align: center;">lack of room/business equipment [1]*</td> <td style="width: 50px;"></td> </tr> </table>		yes [1]	lack of room/business equipment [1]*		<p>Further information</p> <p>Constraints by lack of room/ business equipment</p>																																																								
	yes [1]																																																												
lack of room/business equipment [1]*																																																													
<p>Time span of variable</p> <table border="1" style="width: 100%; text-align: center;"> <tr> <td>2004</td><td>2005</td><td>2006</td><td>2007</td><td>2008</td><td>2009</td><td>2010</td><td>2011</td><td>2012</td><td>2013</td> </tr> <tr> <td colspan="10">WEST</td> </tr> <tr> <td colspan="10">EAST</td> </tr> <tr> <td>2014</td><td>2015</td><td>2016</td><td>2017</td><td>2018</td><td>2019</td><td>2020</td><td>2021</td><td>2022</td><td>2023</td> </tr> <tr> <td colspan="10">WEST</td> </tr> <tr> <td colspan="10">EAST</td> </tr> </table>		2004	2005	2006	2007	2008	2009	2010	2011	2012	2013	WEST										EAST										2014	2015	2016	2017	2018	2019	2020	2021	2022	2023	WEST										EAST									
2004	2005	2006	2007	2008	2009	2010	2011	2012	2013																																																				
WEST																																																													
EAST																																																													
2014	2015	2016	2017	2018	2019	2020	2021	2022	2023																																																				
WEST																																																													
EAST																																																													

No.	Name	Label	Survey period	Survey frequency
-----	------	-------	---------------	------------------

3.7) dl_weather constraints by weather conditions East and West since 10/2004 inquired in Jan, Apr, July, Oct

Wording of question

<p>since 10/2004</p> <p>Special questions (inquired only every 3 months)</p> <p>12. Our domestic business activity is currently constrained</p> <p>... if yes, by following factors (multiple answers are possible)</p> <table border="1" style="margin-left: auto; margin-right: auto;"> <tr> <td style="width: 150px;">weather conditions [1]*</td> <td style="width: 50px;">yes [1]</td> </tr> </table>	weather conditions [1]*	yes [1]	<p>Further information</p> <p>Constraints by weather conditions</p>
weather conditions [1]*	yes [1]		

Time span of variable

2004	2005	2006	2007	2008	2009	2010	2011	2012	2013
WEST									
EAST									
2014	2015	2016	2017	2018	2019	2020	2021	2022	2023
WEST									
EAST									

No.	Name	Label	Survey period	Survey frequency
-----	------	-------	---------------	------------------

3.8) dl_mplack constraints: lack of manpower West since 07/2018 East since 07/2018 inquired in Jan, Apr, July, Oct inquired in Jan, Apr, July, Oct

Wording of question

<p>since 07/2018</p> <p>The construction activity/ execution of orders was constrained [...]</p> <p>If yes, due to:</p> <table border="1" style="margin-left: auto; margin-right: auto;"> <tr> <td style="width: 150px;">lack of manpower [1]</td> <td style="width: 50px;">yes [1]</td> </tr> </table>	lack of manpower [1]	yes [1]	<p>Further information</p> <p>Constraints by other reasons</p>
lack of manpower [1]	yes [1]		

Time span of variable

1991	1992	1993	1994	1995	1996	1997	1998	1999	2000
2001	2002	2003	2004	2005	2006	2007	2008	2009	2010
2011	2012	2013	2014	2015	2016	2017	2018	2019	2020
							WEST		
							EAST		
2021	2022	2023	2024	2025	2026	2027	2028	2029	2030

No.	Name	Label	Survey period	Survey frequency
-----	------	-------	---------------	------------------

3.9) dl_othrea constraints by other reasons East and West since 10/2004 inquired in Jan, Apr, July, Oct

Wording of question

<p>since 10/2004</p> <p>Special questions (inquired only every 3 months)</p> <p>12. Our domestic business activity is currently constrained</p> <p>... if yes, by following factors (multiple answers are possible)</p> <table border="1" style="margin-left: auto; margin-right: auto;"> <tr> <td style="width: 150px;">other reasons [1]*</td> <td style="width: 50px;">yes [1]</td> </tr> </table>	other reasons [1]*	yes [1]	<p>Further information</p> <p>Constraints by other reasons</p>
other reasons [1]*	yes [1]		

Time span of variable

2004	2005	2006	2007	2008	2009	2010	2011	2012	2013
WEST									
EAST									

2014	2015	2016	2017	2018	2019	2020	2021	2022	2023
WEST									
EAST									

No.	Name	Label	Survey period	Survey frequency
-----	------	-------	---------------	------------------

3.10) dl_kap1 potential of existing capacity East and West since 04/2011 inquired in Jan, Apr, July, Oct

Wording of question

since 04/2011	Further information						
<p>Special questions (inquired only every 3 months)</p> <table border="1"> <tr> <td></td> <td>yes [1]</td> <td>no [2]</td> </tr> <tr> <td>13. Would you currently be able to handle an increased demand with the capacities currently existing in your company?</td> <td></td> <td></td> </tr> </table>		yes [1]	no [2]	13. Would you currently be able to handle an increased demand with the capacities currently existing in your company?			Potential of existing capacity
	yes [1]	no [2]					
13. Would you currently be able to handle an increased demand with the capacities currently existing in your company?							

Time span of variable

2004	2005	2006	2007	2008	2009	2010	2011	2012	2013
							WEST		
							EAST		
2014	2015	2016	2017	2018	2019	2020	2021	2022	2023
WEST									
EAST									

No.	Name	Label	Survey period	Survey frequency																																																												
3.11)	dl_kap2	potential capacity expansion in %	East and West since 04/2011	inquired in Jan, Apr, July, Oct																																																												
Wording of question																																																																
<p>since 04/2011</p> <p>Special questions (inquired only every 3 months)</p> <p>13. Would you currently be able to handle an increased demand with the capacities currently existing in your company?</p> <p>...</p> <p>if yes:</p> <p>We could expand our business activity by <input type="text"/> % <input type="text"/></p>			<p>Further information</p> <p>Potential capacity expansion in percentage</p>																																																													
Time span of variable																																																																
<table border="1"> <thead> <tr> <th>2004</th><th>2005</th><th>2006</th><th>2007</th><th>2008</th><th>2009</th><th>2010</th><th>2011</th><th>2012</th><th>2013</th> </tr> </thead> <tbody> <tr> <td></td><td></td><td></td><td></td><td></td><td></td><td></td><td>WEST</td><td></td><td></td> </tr> <tr> <td></td><td></td><td></td><td></td><td></td><td></td><td></td><td>EAST</td><td></td><td></td> </tr> <tr> <th>2014</th><th>2015</th><th>2016</th><th>2017</th><th>2018</th><th>2019</th><th>2020</th><th>2021</th><th>2022</th><th>2023</th> </tr> <tr> <td></td><td></td><td></td><td></td><td></td><td></td><td></td><td>WEST</td><td></td><td></td> </tr> <tr> <td></td><td></td><td></td><td></td><td></td><td></td><td></td><td>EAST</td><td></td><td></td> </tr> </tbody> </table>					2004	2005	2006	2007	2008	2009	2010	2011	2012	2013								WEST										EAST			2014	2015	2016	2017	2018	2019	2020	2021	2022	2023								WEST										EAST		
2004	2005	2006	2007	2008	2009	2010	2011	2012	2013																																																							
							WEST																																																									
							EAST																																																									
2014	2015	2016	2017	2018	2019	2020	2021	2022	2023																																																							
							WEST																																																									
							EAST																																																									

No.	Name	Label	Survey period	Survey frequency																																																												
3.12)	dl_fambus	family business	East and West 02/2014	once																																																												
Wording of question																																																																
<p>02/2014</p> <p>D) For research purposes?</p> <p>Do you envision yourself as a family business? (This means a company whose voting capital is held predominately by one or more families that are connected)</p> <p><input type="checkbox"/> yes[1] <input type="checkbox"/> no[2]</p>			<p>Further Information</p>																																																													
Time span of variable																																																																
<table border="1"> <thead> <tr> <th>2004</th><th>2005</th><th>2006</th><th>2007</th><th>2008</th><th>2009</th><th>2010</th><th>2011</th><th>2012</th><th>2013</th> </tr> </thead> <tbody> <tr> <td></td><td></td><td></td><td></td><td></td><td></td><td></td><td></td><td></td><td></td> </tr> <tr> <th>2014</th><th>2015</th><th>2016</th><th>2017</th><th>2018</th><th>2019</th><th>2020</th><th>2021</th><th>2022</th><th>2023</th> </tr> <tr> <td></td><td></td><td></td><td></td><td></td><td></td><td></td><td></td><td></td><td></td> </tr> <tr> <td></td><td></td><td></td><td></td><td></td><td></td><td></td><td>WEST</td><td></td><td></td> </tr> <tr> <td></td><td></td><td></td><td></td><td></td><td></td><td></td><td>EAST</td><td></td><td></td> </tr> </tbody> </table>					2004	2005	2006	2007	2008	2009	2010	2011	2012	2013											2014	2015	2016	2017	2018	2019	2020	2021	2022	2023																		WEST										EAST		
2004	2005	2006	2007	2008	2009	2010	2011	2012	2013																																																							
2014	2015	2016	2017	2018	2019	2020	2021	2022	2023																																																							
							WEST																																																									
							EAST																																																									

No.	Name	Label	Survey period	Survey frequency																																																		
3.13)	dl_minim1	minimum wage q1	East and West 11/2014	once																																																		
Wording of question																																																						
<p>11/2014</p> <p>1. 01/01/2015 the general minimum wage policy will be implemented. Is your company affected by this?</p> <p><input type="checkbox"/> yes[1] <input type="checkbox"/> no[2]</p>			<p>Further information</p>																																																			
Time span of variable																																																						
<table border="1"> <thead> <tr> <th>2004</th><th>2005</th><th>2006</th><th>2007</th><th>2008</th><th>2009</th><th>2010</th><th>2011</th><th>2012</th><th>2013</th> </tr> </thead> <tbody> <tr> <td></td><td></td><td></td><td></td><td></td><td></td><td></td><td></td><td></td><td></td> </tr> <tr> <th>2014</th><th>2015</th><th>2016</th><th>2017</th><th>2018</th><th>2019</th><th>2020</th><th>2021</th><th>2022</th><th>2023</th> </tr> <tr> <td></td><td></td><td></td><td></td><td></td><td></td><td></td><td></td><td></td><td></td> </tr> <tr> <td></td><td></td><td></td><td></td><td></td><td></td><td></td><td>WEST</td><td></td><td></td> </tr> </tbody> </table>					2004	2005	2006	2007	2008	2009	2010	2011	2012	2013											2014	2015	2016	2017	2018	2019	2020	2021	2022	2023																		WEST		
2004	2005	2006	2007	2008	2009	2010	2011	2012	2013																																													
2014	2015	2016	2017	2018	2019	2020	2021	2022	2023																																													
							WEST																																															

EAST					
------	--	--	--	--	--

No.	Name	Label	Survey period	Survey frequency
-----	------	-------	---------------	------------------

3.14)	dl_minim2	minimum wage q2	East and West 11/2014	once
-------	-----------	-----------------	-----------------------	------

Wording of question

<p>11/2014</p> <p>01/01/2015 the general minimum wage policy will be implemented. Is your company affected by this?</p> <p><input checked="" type="checkbox"/> yes <input checked="" type="checkbox"/> no</p> <p>2. If yes: With which measures will you likely react to the minimum wage?</p> <p><input type="text"/> [1] No measures necessary or scheduled</p>	Further information
--	---------------------

Time span of variable

2004	2005	2006	2007	2008	2009	2010	2011	2012	2013
2014	2015	2016	2017	2018	2019	2020	2021	2022	2023
WEST									
EAST									

No.	Name	Label	Survey period	Survey frequency
-----	------	-------	---------------	------------------

3.15)	dl_minim3	minimum wage q3	East and West 11/2014	once
-------	-----------	-----------------	-----------------------	------

Wording of question

<p>11/2014</p> <p>01/01/2015 the general minimum wage policy will be implemented. Is your company affected by this?</p> <p><input checked="" type="checkbox"/> yes <input checked="" type="checkbox"/> no</p> <p>2. If yes: With which measures will you likely react to the minimum wage?</p> <p><input type="text"/> [1] personnel cuts</p>	Further information
--	---------------------

Time span of variable

2004	2005	2006	2007	2008	2009	2010	2011	2012	2013
2014	2015	2016	2017	2018	2019	2020	2021	2022	2023
WEST									
EAST									

No.	Name	Label	Survey period	Survey frequency
-----	------	-------	---------------	------------------

3.16)	dl_minim4	minimum wage q4	East and West 11/2014	once
-------	-----------	-----------------	-----------------------	------

Wording of question

<p>11/2014</p> <p>01/01/2015 the general minimum wage policy will be implemented. Is your company affected by this?</p> <p><input checked="" type="checkbox"/> yes <input checked="" type="checkbox"/> no</p> <p>2. If yes: With which measures will you likely react to the minimum wage?</p>	Further information
---	---------------------

[1] reduction of working hours									
Time span of variable									
2004	2005	2006	2007	2008	2009	2010	2011	2012	2013
2014	2015	2016	2017	2018	2019	2020	2021	2022	2023
WEST									
EAST									

No.	Name	Label	Survey period	Survey frequency
-----	------	-------	---------------	------------------

3.17)	dl_minim5	minimum wage q5	East and West 11/2014	once
-------	-----------	-----------------	-----------------------	------

Wording of question

<p>11/2014</p> <p>01/01/2015 the general minimum wage policy will be implemented. Is your company affected by this?</p> <p><input type="checkbox"/> yes <input type="checkbox"/> no</p> <p>2. If yes: With which measures will you likely react to the minimum wage?</p> <p>[1] increase in prices</p>	Further information
---	---------------------

Time span of variable

2004	2005	2006	2007	2008	2009	2010	2011	2012	2013
2014	2015	2016	2017	2018	2019	2020	2021	2022	2023
WEST									
EAST									

No.	Name	Label	Survey period	Survey frequency
-----	------	-------	---------------	------------------

3.18)	dl_minim6	minimum wage q6	East and West 11/2014	once
-------	-----------	-----------------	-----------------------	------

Wording of question

<p>11/2014</p> <p>01/01/2015 the general minimum wage policy will be implemented. Is your company affected by this?</p> <p><input type="checkbox"/> yes <input type="checkbox"/> no</p> <p>2. If yes: With which measures will you likely react to the minimum wage?</p> <p>[1] reduction of investment</p>	Further information
--	---------------------

Time span of variable

2004	2005	2006	2007	2008	2009	2010	2011	2012	2013
2014	2015	2016	2017	2018	2019	2020	2021	2022	2023
WEST									
EAST									

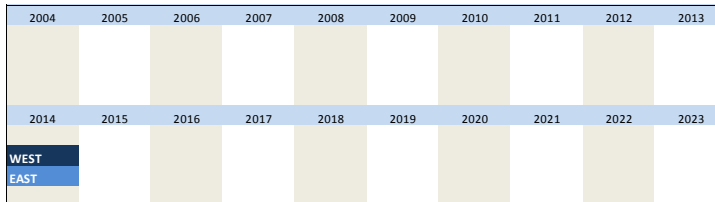
No.	Name	Label	Survey period	Survey frequency
-----	------	-------	---------------	------------------

3.19)	dl_minim7	minimum wage q7	East and West 11/2014	once
-------	-----------	-----------------	-----------------------	------

Wording of question

<p>11/2014</p> <p>01/01/2015 the general minimum wage policy will be implemented. Is your company affected by this?</p> <p><input type="checkbox"/> yes <input type="checkbox"/> no</p> <p>2. If yes: With which measures will you likely react to the minimum wage?</p> <p><input type="text"/> [1] reduction of special payments</p>	Further information
---	---------------------

Time span of variable

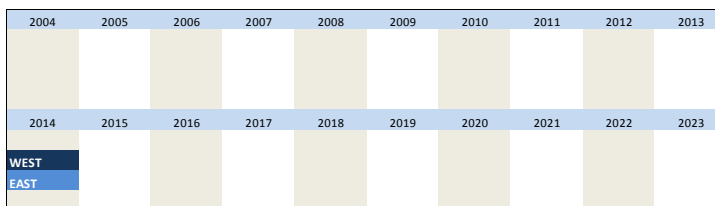


No.	Name	Label	Survey period	Survey frequency
3.20)	dl_minim8	minimum wage q8	East and West 11/2014	once

Wording of question

<p>11/2014</p> <p>01/01/2015 the general minimum wage policy will be implemented. Is your company affected by this?</p> <p><input type="checkbox"/> yes <input type="checkbox"/> no</p> <p>2. If yes: With which measures will you likely react to the minimum wage?</p> <p><input type="text"/> [1] other</p>	Further information
---	---------------------

Time span of variable



No.	Name	Label	Survey period	Survey frequency
3.21)	dl_invest_lj	total investment last year	East and West in 04/2005 East and West since 05/2006	inquired once inquired in May

Wording of question

<p>April 2005 + May since 2006</p> <p>Special question investments <small>(only in May and November)</small></p> <table border="1" style="width: 100%;"> <tr> <td rowspan="3" style="width: 70%;"> S1. Last year our investments* were (20XX** compared to 20YY**) </td> <td style="width: 15%;">increased [1]</td> <td style="width: 15%;"></td> </tr> <tr> <td>not changed [2]</td> <td></td> </tr> <tr> <td>decreased [3]</td> <td></td> </tr> </table>	S1. Last year our investments* were (20XX** compared to 20YY**)	increased [1]		not changed [2]		decreased [3]		<p>Further information</p> <p>Development of investments last year compared to the year before</p> <p>*Accruals to assets accounts incl. business buildings and accounted software, but without vacant land, residential buildings, second-hand or rented equipment and without acquisitions of participating interests</p> <p>**20XX" means last year Example: if the question was posed in May 2009, "20XX"="2008".</p> <p>**20YY" means two years ago Example: if the question was posed in May 2009, "20YY"="2007".</p>
S1. Last year our investments* were (20XX** compared to 20YY**)		increased [1]						
		not changed [2]						
	decreased [3]							

Time span of variable



Until 2015 the special questions 3.20 invest_lj, 3.23 invest_dj and 3.26 invest_nj were expressed by 2 variables with different wording and meaning of the question depending on whether it was posed in May or November:
A variable about (past) investments referred to the previous year if asked in May, and it referred to the current year in November.

Wording of question

<p>April 2005 + May since 2006</p> <p>Special question investments (only in May and November)</p> <table border="1"> <tr> <td rowspan="3">S2. In the current year our investments* will likely (20WW** compared to 20XX**)</td> <td>increase [1]</td> <td></td> </tr> <tr> <td>not change [2]</td> <td></td> </tr> <tr> <td>decrease [3]</td> <td></td> </tr> </table>	S2. In the current year our investments* will likely (20WW** compared to 20XX**)	increase [1]		not change [2]		decrease [3]		<p>Further information</p> <p>Development of Investments in the current year compared to the previous</p> <p>*Accruals to assets accounts incl. business buildings and accounted software, but without vacant land, residential buildings, second-hand or rented equipment and without acquisitions of participating interests</p> <p>"20WW" means current year Example: If the question was posed in November 2009, "20WW"="2009".</p>																																																						
S2. In the current year our investments* will likely (20WW** compared to 20XX**)		increase [1]																																																												
		not change [2]																																																												
	decrease [3]																																																													
<p>November 2006 - 2008</p> <p>Special question investments (only in May and November)</p> <table border="1"> <tr> <td rowspan="3">S1. In the current year our investments* will likely (20WW** compared to 20XX**)</td> <td>increase [1]</td> <td></td> </tr> <tr> <td>stay the same [2]</td> <td></td> </tr> <tr> <td>decrease[3]</td> <td></td> </tr> </table>	S1. In the current year our investments* will likely (20WW** compared to 20XX**)	increase [1]		stay the same [2]		decrease[3]		<p>"20XX" means last year Example: if the question was posed in May 2009, "20XX"="2008".</p> <p>Until 2015 the special questions 3.20) invest_lj, 3.23) invest_dj and 3.26) invest_nj were expressed by 2 variables with different wording and meaning of the question depending on whether it was posed in May or November: A variable about (past) investments referred to the previous year if asked in May, and it referred to the current year in November. A variable about expected investments that referred to the current year in May and to the upcoming year in November.</p>																																																						
S1. In the current year our investments* will likely (20WW** compared to 20XX**)		increase [1]																																																												
		stay the same [2]																																																												
	decrease[3]																																																													
<p>November from 2009 + May from 2015 to 5/2018</p> <p>Special question investments (only in May and November)</p> <table border="1"> <tr> <td rowspan="3">S1. In the current year our investments* will likely be (20WW** compared to 20XX**)</td> <td>increased [1]</td> <td></td> </tr> <tr> <td>not changed [2]</td> <td></td> </tr> <tr> <td>decreased [3]</td> <td></td> </tr> </table>	S1. In the current year our investments* will likely be (20WW** compared to 20XX**)	increased [1]		not changed [2]		decreased [3]		<p>Since 2015 these 2 variables are replaced by 3, referring to the past, the current and the upcoming year respectively. For previous years the old investment special questions are recoded such that they are constructed in the same way they are from 2015 on</p>																																																						
S1. In the current year our investments* will likely be (20WW** compared to 20XX**)		increased [1]																																																												
		not changed [2]																																																												
	decreased [3]																																																													
<p>since 11/2018</p> <p>Special question investments (only in May and November)</p> <table border="1"> <tr> <td rowspan="3">In the current year our investments (20WW** compared to 20XX**)</td> <td>Total investments</td> <td></td> </tr> <tr> <td>+ [1]</td> <td></td> </tr> <tr> <td>= [2]</td> <td></td> </tr> <tr> <td></td> <td>- [3]</td> <td></td> </tr> </table>	In the current year our investments (20WW** compared to 20XX**)	Total investments		+ [1]		= [2]			- [3]		<p>20XX = last year 20WW = this year</p> <p>Label in data set: + = increased [1] = = not changed [2] - = decreased [3]</p>																																																			
In the current year our investments (20WW** compared to 20XX**)		Total investments																																																												
		+ [1]																																																												
	= [2]																																																													
	- [3]																																																													
<p>Time span of variable</p> <table border="1"> <tr> <td>2004</td><td>2005</td><td>2006</td><td>2007</td><td>2008</td><td>2009</td><td>2010</td><td>2011</td><td>2012</td><td>2013</td> </tr> <tr> <td colspan="10">WEST</td> </tr> <tr> <td colspan="10">EAST</td> </tr> <tr> <td>2014</td><td>2015</td><td>2016</td><td>2017</td><td>2018</td><td>2019</td><td>2020</td><td>2021</td><td>2022</td><td>2023</td> </tr> <tr> <td colspan="10">WEST</td> </tr> <tr> <td colspan="10">EAST</td> </tr> </table>		2004	2005	2006	2007	2008	2009	2010	2011	2012	2013	WEST										EAST										2014	2015	2016	2017	2018	2019	2020	2021	2022	2023	WEST										EAST										
2004	2005	2006	2007	2008	2009	2010	2011	2012	2013																																																					
WEST																																																														
EAST																																																														
2014	2015	2016	2017	2018	2019	2020	2021	2022	2023																																																					
WEST																																																														
EAST																																																														

No.	Name	Label	Survey period	Survey frequency
-----	------	-------	---------------	------------------

Wording of question

<p>November + May since 2015</p> <p>Special question investments (only in May and November)</p> <table border="1"> <tr> <td rowspan="3">S1. In the current year our investments* will likely be (20WW** compared to 20XX**)</td> <td>Total investments, thereof in: construction</td> <td></td> </tr> <tr> <td>increased [1]</td> <td></td> </tr> <tr> <td>not changed [2]</td> <td></td> </tr> <tr> <td></td> <td>decreased [3]</td> <td></td> </tr> </table>	S1. In the current year our investments* will likely be (20WW** compared to 20XX**)	Total investments, thereof in: construction		increased [1]		not changed [2]			decreased [3]		<p>Further information</p> <p>*Accruals to assets accounts incl. business buildings and accounted software, but without vacant land, residential buildings, second-hand or rented equipment and without acquisitions of participating interests</p> <p>*20XX means current year e.g.: If the question was posed in 2015: 20XX=2015</p> <p>**20YY means last year e.g.: If the question was posed in 2015: 20YY=2014</p>
S1. In the current year our investments* will likely be (20WW** compared to 20XX**)		Total investments, thereof in: construction									
		increased [1]									
	not changed [2]										
	decreased [3]										
<p>since 11/2018</p> <p>Special question investments (only in May and November)</p> <table border="1"> <tr> <td>Total investments</td> <td></td> </tr> </table>	Total investments		<p>20XX = last year 20WW = this year</p>								
Total investments											

In the current year our investments (20WW** compared to 20XX**)	- Construction
	+ [1]
	= [2]
	- [3]

Label in data set:
 += increased [1]
 == not changed [2]
 -= decreased [3]

Time span of variable

2000	2001	2002	2003	2004	2005	2006	2007	2008	2009
2010	2011	2012	2013	2014	2015	2016	2017	2018	2019
					WEST				
					EAST				
2020	2021	2022	2023	2024	2025	2026	2027	2028	2029

No.	Name	Label	Survey period	Survey frequency
-----	------	-------	---------------	------------------

3.26) **dl_inveq_dj** investment in equipment this year East and West since 05/2015 inquired in May/November

Wording of question

<p>November + May since 2015</p> <p>Special question investments (only in May and November)</p> <p>Total investments, thereof in: equipment</p> <table border="1"> <tr><td>increased [1]</td><td></td></tr> <tr><td>not changed [2]</td><td></td></tr> <tr><td>decreased [3]</td><td></td></tr> </table> <p>S1. In the current year our investments* will likely be (20WW** compared to 20XX**)</p>	increased [1]		not changed [2]		decreased [3]		<p>Further information</p> <p>*Accruals to assets accounts incl. business buildings and accounted software, but without vacant land, residential buildings, second-hand or rented equipment and without acquisitions of participating interests</p> <p>**20XX means current year e.g.: If the question was posed in 2015: 20XX=2015</p> <p>**20YY means last year e.g.: If the question was posed in 2015: 20YY=2014</p>
increased [1]							
not changed [2]							
decreased [3]							

<p>since 11/2018</p> <p>Special question investments (only in May and November)</p> <p>Total investments</p> <p>- Equipment</p> <table border="1"> <tr><td>+ [1]</td></tr> <tr><td>= [2]</td></tr> <tr><td>- [3]</td></tr> </table> <p>In the current year our investments (20WW** compared to 20XX**)</p>	+ [1]	= [2]	- [3]	<p>20XX = last year</p> <p>20WW = this year</p> <p>Label in data set: += increased [1] = not changed [2] -= decreased [3]</p>
+ [1]				
= [2]				
- [3]				

Time span of variable

2000	2001	2002	2003	2004	2005	2006	2007	2008	2009
2010	2011	2012	2013	2014	2015	2016	2017	2018	2019
					WEST				
					EAST				
2020	2021	2022	2023	2024	2025	2026	2027	2028	2029

No.	Name	Label	Survey period	Survey frequency
-----	------	-------	---------------	------------------

3.27) **dl_invest_nj** total investment next year East and West since 11/2006 inquired in November

Wording of question

<p>November since 2006</p> <p>Special question investments (only in May and November)</p> <p>Total investments</p>	<p>Further information</p> <p>Development of Investments in the current year compared to the previous</p> <p>*Accruals to assets accounts incl. business buildings and accounted software,</p>
--	--

S2. <u>Next year</u> our investments* will likely (20NN** compared to 20WW**)	increase [1]	
	not change [2]	
	decrease [3]	

November
from 2015 to 5/2018

Special question investments
(only in May and November)

Total investments

S2. <u>Next year</u> our investments* will likely be (20NN** compared to 20WW**)	increased [1]	
	not changed [2]	
	decreased [3]	

since 11/2018

Special question investments
(only in May and November)

Total investments

Next year our investments will likely be (20NN** compared to 20WW**)	+ [1]
	= [2]
	- [3]

but without vacant land, residential buildings, second-hand or rented equipment and without acquisitions of participating interests

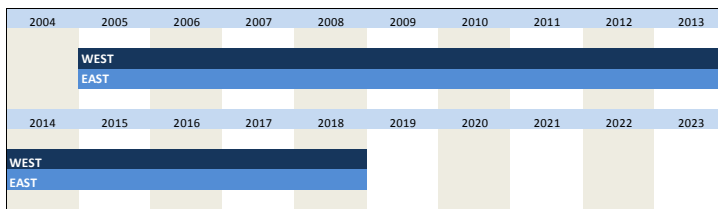
**
"20NN" means next year
Example: if the question was posed in November 2009, "20NN"="2010".

"20WW" means current year
Example: If the question was posed in November 2009, "20WW"="2009".

Until 2015 the special questions 3.20) invest_lj, 3.23) invest_dj and 3.26) invest_nj were expressed by 2 variables with different wording and meaning of the question depending on whether it was posed in May or November:
A variable about (past) investments referred to the previous year if asked in May, and it referred to the current year in November.
A variable about expected investments that referred to the current year in May and to the upcoming year in November.
Since 2015 these 2 variables are replaced by 3, referring to the past, the current and the upcoming year respectively.
For previous years the old investment special questions are recoded such that they are constructed in the same way they are from 2015 on

Label in data set:
+ = increased [1]
= = not changed [2]
- = decreased [3]

Time span of variable



No.	Name	Label	Survey period	Survey frequency
-----	------	-------	---------------	------------------

3.28) dl_incon_nj investment in construction next year East and West since 11/2015 inquired in November

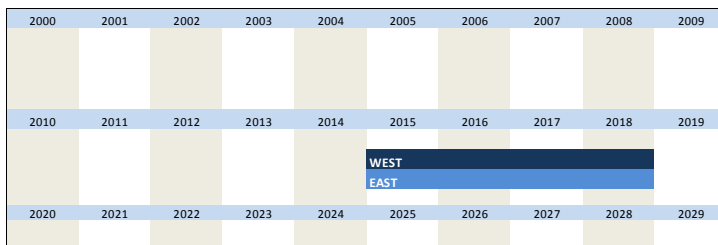
Wording of question

<p>November from 2015 to 5/2018</p> <p>Special question investments (only in May and November)</p> <p>Total investments, thereof in: construction</p> <table border="1"> <tr> <td rowspan="3">S2. <u>Next year</u> our investments* will likely be (20NN** compared to 20WW**)</td> <td>increased [1]</td> <td></td> </tr> <tr> <td>not changed [2]</td> <td></td> </tr> <tr> <td>decreased [3]</td> <td></td> </tr> </table>	S2. <u>Next year</u> our investments* will likely be (20NN** compared to 20WW**)	increased [1]		not changed [2]		decreased [3]		Further information	
		S2. <u>Next year</u> our investments* will likely be (20NN** compared to 20WW**)	increased [1]						
			not changed [2]						
decreased [3]									
<p>since 11/2018</p> <p>Special question investments (only in May and November)</p> <p>Total investments</p> <p>-Construction</p> <table border="1"> <tr> <td rowspan="3">Next year our investments will likely be (20NN** compared to 20WW**)</td> <td>+ [1]</td> </tr> <tr> <td>= [2]</td> </tr> <tr> <td>- [3]</td> </tr> </table>	Next year our investments will likely be (20NN** compared to 20WW**)	+ [1]	= [2]	- [3]	<p>Label in data set: + = increased [1] = = not changed [2] - = decreased [3]</p>				
		Next year our investments will likely be (20NN** compared to 20WW**)	+ [1]						
			= [2]						
- [3]									

*Accruals to assets accounts incl. business buildings and accounted software, but without vacant land, residential buildings, second-hand or rented equipment and without acquisitions of participating interests

**
"20NN" means next year
Example: if the question was posed in November 2009, "20NN"="2010".

Time span of variable



"20WW" means current year
Example: If the question was posed in November 2009, "20WW"="2009".

--	--	--	--	--	--

No.	Name	Label	Survey period	Survey frequency
-----	------	-------	---------------	------------------

3.29) **dl_inveq_nj** investment in equipment next year East and West since 11/2015 inquired in November

Wording of question

<p>November since 2015</p> <p>Special question investments <small>(only in May and November)</small></p> <table border="1"> <tr> <td rowspan="3">S2. Next year our investments* will likely be (20NN** compared to 20WW**)</td> <td colspan="2">Total investments, thereof in: equipment</td> </tr> <tr> <td>increased [1]</td> <td></td> </tr> <tr> <td>not changed [2]</td> <td></td> </tr> <tr> <td></td> <td>decreased [3]</td> <td></td> </tr> </table>	S2. Next year our investments* will likely be (20NN** compared to 20WW**)	Total investments, thereof in: equipment		increased [1]		not changed [2]			decreased [3]		<p>Further information</p> <p>*Accruals to assets accounts incl. business buildings and accounted software, but without vacant land, residential buildings, second-hand or rented equipment and without acquisitions of participating interests</p> <p>** "20NN" means next year Example: if the question was posed in November 2009, "20NN"="2010".</p>
S2. Next year our investments* will likely be (20NN** compared to 20WW**)		Total investments, thereof in: equipment									
		increased [1]									
	not changed [2]										
	decreased [3]										
<p>since 11/2018</p> <p>Special question investments <small>(only in May and November)</small></p> <table border="1"> <tr> <td rowspan="4">Next year our investments will likely be (20NN** compared to 20WW**)</td> <td>Total investments</td> </tr> <tr> <td>- Equipment</td> </tr> <tr> <td>+ [1]</td> </tr> <tr> <td>= [2]</td> </tr> <tr> <td></td> <td>- [3]</td> </tr> </table>	Next year our investments will likely be (20NN** compared to 20WW**)	Total investments	- Equipment	+ [1]	= [2]		- [3]	<p>Label in data set: + = increased [1] = = not changed [2] - = decreased [3]</p>			
Next year our investments will likely be (20NN** compared to 20WW**)		Total investments									
		- Equipment									
		+ [1]									
	= [2]										
	- [3]										

Time span of variable

2000	2001	2002	2003	2004	2005	2006	2007	2008	2009
2010	2011	2012	2013	2014	2015	2016	2017	2018	2019
					WEST				
					EAST				
2020	2021	2022	2023	2024	2025	2026	2027	2028	2029

"20WW" means current year
Example: If the question was posed in November 2009, "20WW"="2009".

No.	Name	Label	Survey period	Survey frequency
-----	------	-------	---------------	------------------

3.30) **dl_ref1** refugees question 1 East and West 12/2015 once

Wording of question

<p>12/2015</p> <p>1. How large do you assess the potential of asylum seekers to be employed in the following positions?</p> <p>[1] small [2] large</p> <p>trainees <input type="text"/> <input type="text"/></p>	<p>Further Information</p>
---	-----------------------------------

Time span of variable

2000	2001	2002	2003	2004	2005	2006	2007	2008	2009
2010	2011	2012	2013	2014	2015	2016	2017	2018	2019
					WEST				
					EAST				
2020	2021	2022	2023	2024	2025	2026	2027	2028	2029

No.	Name	Label	Survey period	Survey frequency
-----	------	-------	---------------	------------------

3.31) **dl_ref2** refugees question 2 East and West 12/2015 once

Wording of question

<p>12/2015</p> <p>1. How large do you assess the potential of asylum seekers to be employed in the following positions?</p> <p style="text-align: center;">[1] small [2] large</p> <p>unskilled aid workers <input type="text"/> <input type="text"/></p>	Further Information																														
<p>Time span of variable</p> <table border="1" style="width: 100%; text-align: center;"> <tr><td>2000</td><td>2001</td><td>2002</td><td>2003</td><td>2004</td><td>2005</td><td>2006</td><td>2007</td><td>2008</td><td>2009</td></tr> <tr><td>2010</td><td>2011</td><td>2012</td><td>2013</td><td>2014</td><td>2015</td><td>2016</td><td>2017</td><td>2018</td><td>2019</td></tr> <tr><td>2020</td><td>2021</td><td>2022</td><td>2023</td><td>2024</td><td>2025</td><td>2026</td><td>2027</td><td>2028</td><td>2029</td></tr> </table>		2000	2001	2002	2003	2004	2005	2006	2007	2008	2009	2010	2011	2012	2013	2014	2015	2016	2017	2018	2019	2020	2021	2022	2023	2024	2025	2026	2027	2028	2029
2000	2001	2002	2003	2004	2005	2006	2007	2008	2009																						
2010	2011	2012	2013	2014	2015	2016	2017	2018	2019																						
2020	2021	2022	2023	2024	2025	2026	2027	2028	2029																						

No.	Name	Label	Survey period	Survey frequency
-----	------	-------	---------------	------------------

3.32)	dl_ref3	refugees question 3	East and West 12/2015	once
-------	----------------	---------------------	-----------------------	------

Wording of question

<p>12/2015</p> <p>1. How large do you assess the potential of asylum seekers to be employed in the following positions?</p> <p style="text-align: center;">[1] small [2] large</p> <p>skilled workers <input type="text"/> <input type="text"/></p>	Further Information																														
<p>Time span of variable</p> <table border="1" style="width: 100%; text-align: center;"> <tr><td>2000</td><td>2001</td><td>2002</td><td>2003</td><td>2004</td><td>2005</td><td>2006</td><td>2007</td><td>2008</td><td>2009</td></tr> <tr><td>2010</td><td>2011</td><td>2012</td><td>2013</td><td>2014</td><td>2015</td><td>2016</td><td>2017</td><td>2018</td><td>2019</td></tr> <tr><td>2020</td><td>2021</td><td>2022</td><td>2023</td><td>2024</td><td>2025</td><td>2026</td><td>2027</td><td>2028</td><td>2029</td></tr> </table>		2000	2001	2002	2003	2004	2005	2006	2007	2008	2009	2010	2011	2012	2013	2014	2015	2016	2017	2018	2019	2020	2021	2022	2023	2024	2025	2026	2027	2028	2029
2000	2001	2002	2003	2004	2005	2006	2007	2008	2009																						
2010	2011	2012	2013	2014	2015	2016	2017	2018	2019																						
2020	2021	2022	2023	2024	2025	2026	2027	2028	2029																						

No.	Name	Label	Survey period	Survey frequency
-----	------	-------	---------------	------------------

3.33)	dl_ref4	refugees question 4	East and West 12/2015	once
-------	----------------	---------------------	-----------------------	------

Wording of question

<p>12/2015</p> <p>1. How large do you assess the potential of asylum seekers to be employed in the following positions?</p> <p style="text-align: center;">[1] small [2] large</p> <p>leading positions <input type="text"/> <input type="text"/></p>	Further Information																														
<p>Time span of variable</p> <table border="1" style="width: 100%; text-align: center;"> <tr><td>2000</td><td>2001</td><td>2002</td><td>2003</td><td>2004</td><td>2005</td><td>2006</td><td>2007</td><td>2008</td><td>2009</td></tr> <tr><td>2010</td><td>2011</td><td>2012</td><td>2013</td><td>2014</td><td>2015</td><td>2016</td><td>2017</td><td>2018</td><td>2019</td></tr> <tr><td>2020</td><td>2021</td><td>2022</td><td>2023</td><td>2024</td><td>2025</td><td>2026</td><td>2027</td><td>2028</td><td>2029</td></tr> </table>		2000	2001	2002	2003	2004	2005	2006	2007	2008	2009	2010	2011	2012	2013	2014	2015	2016	2017	2018	2019	2020	2021	2022	2023	2024	2025	2026	2027	2028	2029
2000	2001	2002	2003	2004	2005	2006	2007	2008	2009																						
2010	2011	2012	2013	2014	2015	2016	2017	2018	2019																						
2020	2021	2022	2023	2024	2025	2026	2027	2028	2029																						

--	--	--	--	--	--

No.	Name	Label	Survey period	Survey frequency
-----	------	-------	---------------	------------------

3.34) dl_ref5 refugees question 5 East and West 12/2015 once

Wording of question

<p>12/2015</p> <p>1. How large do you assess the potential of asylum seekers to be employed in the following positions?</p> <p style="text-align: center;">[1] small [2] large</p> <p>other positions <input type="text"/> <input type="text"/></p>	<p>Further Information</p>																														
<p>Time span of variable</p> <table border="1" style="width: 100%; text-align: center;"> <tr><td>2000</td><td>2001</td><td>2002</td><td>2003</td><td>2004</td><td>2005</td><td>2006</td><td>2007</td><td>2008</td><td>2009</td></tr> <tr><td>2010</td><td>2011</td><td>2012</td><td>2013</td><td>2014</td><td>2015</td><td>2016</td><td>2017</td><td>2018</td><td>2019</td></tr> <tr><td>2020</td><td>2021</td><td>2022</td><td>2023</td><td>2024</td><td>2025</td><td>2026</td><td>2027</td><td>2028</td><td>2029</td></tr> </table>		2000	2001	2002	2003	2004	2005	2006	2007	2008	2009	2010	2011	2012	2013	2014	2015	2016	2017	2018	2019	2020	2021	2022	2023	2024	2025	2026	2027	2028	2029
2000	2001	2002	2003	2004	2005	2006	2007	2008	2009																						
2010	2011	2012	2013	2014	2015	2016	2017	2018	2019																						
2020	2021	2022	2023	2024	2025	2026	2027	2028	2029																						

No.	Name	Label	Survey period	Survey frequency
-----	------	-------	---------------	------------------

3.35) dl_ref6 refugees question 6 East and West 12/2015 once

Wording of question

<p>12/2015</p> <p>2. how much of an obstacle to employing asylum seekers do you consider the following factors to be in your branch:</p> <p style="text-align: center;">[1] little [2] much</p> <p>labor law-related provisions <input type="text"/> <input type="text"/></p>	<p>Further Information</p>																														
<p>Time span of variable</p> <table border="1" style="width: 100%; text-align: center;"> <tr><td>2000</td><td>2001</td><td>2002</td><td>2003</td><td>2004</td><td>2005</td><td>2006</td><td>2007</td><td>2008</td><td>2009</td></tr> <tr><td>2010</td><td>2011</td><td>2012</td><td>2013</td><td>2014</td><td>2015</td><td>2016</td><td>2017</td><td>2018</td><td>2019</td></tr> <tr><td>2020</td><td>2021</td><td>2022</td><td>2023</td><td>2024</td><td>2025</td><td>2026</td><td>2027</td><td>2028</td><td>2029</td></tr> </table>		2000	2001	2002	2003	2004	2005	2006	2007	2008	2009	2010	2011	2012	2013	2014	2015	2016	2017	2018	2019	2020	2021	2022	2023	2024	2025	2026	2027	2028	2029
2000	2001	2002	2003	2004	2005	2006	2007	2008	2009																						
2010	2011	2012	2013	2014	2015	2016	2017	2018	2019																						
2020	2021	2022	2023	2024	2025	2026	2027	2028	2029																						

No.	Name	Label	Survey period	Survey frequency
-----	------	-------	---------------	------------------

3.36) dl_ref7 refugees question 7 East and West 12/2015 once

Wording of question

<p>12/2015</p> <p>2. how much of an obstacle to employing asylum seekers do you consider the following factors to be in your branch:</p> <p style="text-align: center;">[1] little [2] much</p> <p>unfit level of qualification <input type="text"/> <input type="text"/></p>	<p>Further Information</p>
<p>Time span of variable</p>	

2000	2001	2002	2003	2004	2005	2006	2007	2008	2009
2010	2011	2012	2013	2014	2015	2016	2017	2018	2019
2020	2021	2022	2023	2024	2025	2026	2027	2028	2029

No.	Name	Label	Survey period	Survey frequency
-----	------	-------	---------------	------------------

3.37) dl_ref8 refugees question 8 East and West 12/2015 once

Wording of question

<p>12/2015</p> <p>2. how much of an obstacle to employing asylum seekers do you consider the following factors to be in your branch:</p> <p style="text-align: center;">[1] little [2] much</p> <p>minimum wage <input type="text"/> <input type="text"/></p>	<p>Further Information</p>																														
<p>Time span of variable</p> <table border="1"> <tr><td>2000</td><td>2001</td><td>2002</td><td>2003</td><td>2004</td><td>2005</td><td>2006</td><td>2007</td><td>2008</td><td>2009</td></tr> <tr><td>2010</td><td>2011</td><td>2012</td><td>2013</td><td>2014</td><td>2015</td><td>2016</td><td>2017</td><td>2018</td><td>2019</td></tr> <tr><td>2020</td><td>2021</td><td>2022</td><td>2023</td><td>2024</td><td>2025</td><td>2026</td><td>2027</td><td>2028</td><td>2029</td></tr> </table>		2000	2001	2002	2003	2004	2005	2006	2007	2008	2009	2010	2011	2012	2013	2014	2015	2016	2017	2018	2019	2020	2021	2022	2023	2024	2025	2026	2027	2028	2029
2000	2001	2002	2003	2004	2005	2006	2007	2008	2009																						
2010	2011	2012	2013	2014	2015	2016	2017	2018	2019																						
2020	2021	2022	2023	2024	2025	2026	2027	2028	2029																						

No.	Name	Label	Survey period	Survey frequency
-----	------	-------	---------------	------------------

3.38) dl_ref9 refugees question 9 East and West 12/2015 once

Wording of question

<p>12/2015</p> <p>2. how much of an obstacle to employing asylum seekers do you consider the following factors to be in your branch:</p> <p style="text-align: center;">[1] little [2] much</p> <p>lack of language skills <input type="text"/> <input type="text"/></p>	<p>Further Information</p>																														
<p>Time span of variable</p> <table border="1"> <tr><td>2000</td><td>2001</td><td>2002</td><td>2003</td><td>2004</td><td>2005</td><td>2006</td><td>2007</td><td>2008</td><td>2009</td></tr> <tr><td>2010</td><td>2011</td><td>2012</td><td>2013</td><td>2014</td><td>2015</td><td>2016</td><td>2017</td><td>2018</td><td>2019</td></tr> <tr><td>2020</td><td>2021</td><td>2022</td><td>2023</td><td>2024</td><td>2025</td><td>2026</td><td>2027</td><td>2028</td><td>2029</td></tr> </table>		2000	2001	2002	2003	2004	2005	2006	2007	2008	2009	2010	2011	2012	2013	2014	2015	2016	2017	2018	2019	2020	2021	2022	2023	2024	2025	2026	2027	2028	2029
2000	2001	2002	2003	2004	2005	2006	2007	2008	2009																						
2010	2011	2012	2013	2014	2015	2016	2017	2018	2019																						
2020	2021	2022	2023	2024	2025	2026	2027	2028	2029																						

No.	Name	Label	Survey period	Survey frequency
-----	------	-------	---------------	------------------

3.39) dl_minim_post1 affected by minimum wage East and West 03/2016 once

Wording of question

<p>03/2016</p> <p>01.01.2015 the universal minimum wage was implemented. Is your company affected by this regulation?</p> <p style="text-align: center;">[1] yes [2] no</p>	<p>Further Information</p>
--	----------------------------

Time span of variable									
1980	1981	1982	1983	1984	1985	1986	1987	1988	1989
1990	1991	1992	1993	1994	1995	1996	1997	1998	1999
2000	2001	2002	2003	2004	2005	2006	2007	2008	2009
2010	2011	2012	2013	2014	2015	2016	2017	2018	2019
2020	2021	2022	2023	2024	2025	2026	2027	2028	2029

No.	Name	Label	Survey period	Survey frequency
3.40)	dl_minim_post2	no minimum wage measures	East and West 03/2016	once

Wording of question

03/2016	Further Information
01.01.2015 the universal minimum wage was implemented. Is your company affected by this regulation? If yes, What measures did you utilize? none <input type="text"/> [1]	

Time span of variable

1980	1981	1982	1983	1984	1985	1986	1987	1988	1989
1990	1991	1992	1993	1994	1995	1996	1997	1998	1999
2000	2001	2002	2003	2004	2005	2006	2007	2008	2009
2010	2011	2012	2013	2014	2015	2016	2017	2018	2019
2020	2021	2022	2023	2024	2025	2026	2027	2028	2029

No.	Name	Label	Survey period	Survey frequency
3.41)	dl_minim_post3	measures: employee reduction	East and West 03/2016	once

Wording of question

03/2016	Further Information
01.01.2015 the universal minimum wage was implemented. Is your company affected by this regulation? If yes, What measures did you utilize? employee reduction <input type="text"/> [1]	

Time span of variable

1980	1981	1982	1983	1984	1985	1986	1987	1988	1989
1990	1991	1992	1993	1994	1995	1996	1997	1998	1999
2000	2001	2002	2003	2004	2005	2006	2007	2008	2009
2010	2011	2012	2013	2014	2015	2016	2017	2018	2019
2020	2021	2022	2023	2024	2025	2026	2027	2028	2029

--	--	--	--	--	--

No.	Name	Label	Survey period	Survey frequency
-----	------	-------	---------------	------------------

3.42)	dl_minim_post4	measures: working hour reduction	East and West 03/2016	once
-------	----------------	----------------------------------	-----------------------	------

Wording of question

03/2016 01.01.2015 the universal minimum wage was implemented. Is your company affected by this regulation? If yes, What measures did you utilize? working hour reduction <input type="text"/> [1]	Further Information
--	---------------------

Time span of variable

1980	1981	1982	1983	1984	1985	1986	1987	1988	1989
1990	1991	1992	1993	1994	1995	1996	1997	1998	1999
2000	2001	2002	2003	2004	2005	2006	2007	2008	2009
2010	2011	2012	2013	2014	2015	2016	2017	2018	2019
2020	2021	2022	2023	2024	2025	2026	2027	2028	2029

WEST
EAST

No.	Name	Label	Survey period	Survey frequency
-----	------	-------	---------------	------------------

3.43)	dl_minim_post5	measures: increased prices	East and West 03/2016	once
-------	----------------	----------------------------	-----------------------	------

Wording of question

03/2016 01.01.2015 the universal minimum wage was implemented. Is your company affected by this regulation? If yes, What measures did you utilize? increased prices <input type="text"/> [1]	Further Information
--	---------------------

Time span of variable

1980	1981	1982	1983	1984	1985	1986	1987	1988	1989
1990	1991	1992	1993	1994	1995	1996	1997	1998	1999
2000	2001	2002	2003	2004	2005	2006	2007	2008	2009
2010	2011	2012	2013	2014	2015	2016	2017	2018	2019
2020	2021	2022	2023	2024	2025	2026	2027	2028	2029

WEST
EAST

No.	Name	Label	Survey period	Survey frequency
-----	------	-------	---------------	------------------

3.44)	dl_minim_post6	measures: decreased investment	East and West 03/2016	once
-------	----------------	--------------------------------	-----------------------	------

Wording of question

03/2016 01.01.2015 the universal minimum wage was implemented. Is your company affected by this regulation? If yes, What measures did you utilize? decreased investment <input type="text"/> [1]	Further Information
--	---------------------

Time span of variable

1980	1981	1982	1983	1984	1985	1986	1987	1988	1989
------	------	------	------	------	------	------	------	------	------

1990	1991	1992	1993	1994	1995	1996	1997	1998	1999
2000	2001	2002	2003	2004	2005	2006	2007	2008	2009
2010	2011	2012	2013	2014	2015	2016	2017	2018	2019
2020	2021	2022	2023	2024	2025	2026	2027	2028	2029

No.	Name	Label	Survey period	Survey frequency
-----	------	-------	---------------	------------------

3.45)	dl_minim_post7	measures: decreased special payments	East and West 03/2016	once
-------	----------------	--------------------------------------	-----------------------	------

Wording of question

03/2016	Further Information
01.01.2015 the universal minimum wage was implemented. Is your company affected by this regulation? If yes, What measures did you utilize? decreased special payments <input type="text"/> [1]	

Time span of variable

1980	1981	1982	1983	1984	1985	1986	1987	1988	1989
1990	1991	1992	1993	1994	1995	1996	1997	1998	1999
2000	2001	2002	2003	2004	2005	2006	2007	2008	2009
2010	2011	2012	2013	2014	2015	2016	2017	2018	2019
2020	2021	2022	2023	2024	2025	2026	2027	2028	2029

No.	Name	Label	Survey period	Survey frequency
-----	------	-------	---------------	------------------

3.46)	dl_minim_post8	less minijobs	East and West 03/2016	once
-------	----------------	---------------	-----------------------	------

Wording of question

03/2016	Further Information
01.01.2015 the universal minimum wage was implemented. Is your company affected by this regulation? Has there been a change in employment in your company? less minijobs <input type="text"/> [1]	

Time span of variable

1980	1981	1982	1983	1984	1985	1986	1987	1988	1989
1990	1991	1992	1993	1994	1995	1996	1997	1998	1999
2000	2001	2002	2003	2004	2005	2006	2007	2008	2009
2010	2011	2012	2013	2014	2015	2016	2017	2018	2019
2020	2021	2022	2023	2024	2025	2026	2027	2028	2029

No.	Name	Label	Survey period	Survey frequency
-----	------	-------	---------------	------------------

3.47)	dl_minim_post9	minijobs transformed into insurable employment	East and West 03/2016	once
-------	----------------	--	-----------------------	------

Wording of question

<p>03/2016</p> <p>01.01.2015 the universal minimum wage was implemented. Is your company affected by this regulation?</p> <p>Has there been a change in employment in your company?</p> <table border="1" style="margin-left: 20px;"> <tr> <td style="padding: 2px;">mini jobs were transformed into insurable employment</td> <td style="padding: 2px;">[1]</td> </tr> </table>	mini jobs were transformed into insurable employment	[1]	Further Information																																																
mini jobs were transformed into insurable employment	[1]																																																		
Time span of variable																																																			
<table border="1" style="width: 100%; text-align: center;"> <tr><td>1980</td><td>1981</td><td>1982</td><td>1983</td><td>1984</td><td>1985</td><td>1986</td><td>1987</td><td>1988</td><td>1989</td></tr> <tr><td>1990</td><td>1991</td><td>1992</td><td>1993</td><td>1994</td><td>1995</td><td>1996</td><td>1997</td><td>1998</td><td>1999</td></tr> <tr><td>2000</td><td>2001</td><td>2002</td><td>2003</td><td>2004</td><td>2005</td><td>2006</td><td>2007</td><td>2008</td><td>2009</td></tr> <tr><td>2010</td><td>2011</td><td>2012</td><td>2013</td><td>2014</td><td>2015</td><td>2016</td><td>2017</td><td>2018</td><td>2019</td></tr> <tr><td>2020</td><td>2021</td><td>2022</td><td>2023</td><td>2024</td><td>2025</td><td>2026</td><td>2027</td><td>2028</td><td>2029</td></tr> </table>		1980	1981	1982	1983	1984	1985	1986	1987	1988	1989	1990	1991	1992	1993	1994	1995	1996	1997	1998	1999	2000	2001	2002	2003	2004	2005	2006	2007	2008	2009	2010	2011	2012	2013	2014	2015	2016	2017	2018	2019	2020	2021	2022	2023	2024	2025	2026	2027	2028	2029
1980	1981	1982	1983	1984	1985	1986	1987	1988	1989																																										
1990	1991	1992	1993	1994	1995	1996	1997	1998	1999																																										
2000	2001	2002	2003	2004	2005	2006	2007	2008	2009																																										
2010	2011	2012	2013	2014	2015	2016	2017	2018	2019																																										
2020	2021	2022	2023	2024	2025	2026	2027	2028	2029																																										

No.	Name	Label	Survey period	Survey frequency
3.48)	dl_minim_post10	new insurable employment	East and West 03/2016	once

Wording of question																																																			
<p>03/2016</p> <p>01.01.2015 the universal minimum wage was implemented. Is your company affected by this regulation?</p> <p>Has there been a change in employment in your company?</p> <table border="1" style="margin-left: 20px;"> <tr> <td style="padding: 2px;">new insurable employment was generated</td> <td style="padding: 2px;">[1]</td> </tr> </table>	new insurable employment was generated	[1]	Further Information																																																
new insurable employment was generated	[1]																																																		
Time span of variable																																																			
<table border="1" style="width: 100%; text-align: center;"> <tr><td>1980</td><td>1981</td><td>1982</td><td>1983</td><td>1984</td><td>1985</td><td>1986</td><td>1987</td><td>1988</td><td>1989</td></tr> <tr><td>1990</td><td>1991</td><td>1992</td><td>1993</td><td>1994</td><td>1995</td><td>1996</td><td>1997</td><td>1998</td><td>1999</td></tr> <tr><td>2000</td><td>2001</td><td>2002</td><td>2003</td><td>2004</td><td>2005</td><td>2006</td><td>2007</td><td>2008</td><td>2009</td></tr> <tr><td>2010</td><td>2011</td><td>2012</td><td>2013</td><td>2014</td><td>2015</td><td>2016</td><td>2017</td><td>2018</td><td>2019</td></tr> <tr><td>2020</td><td>2021</td><td>2022</td><td>2023</td><td>2024</td><td>2025</td><td>2026</td><td>2027</td><td>2028</td><td>2029</td></tr> </table>		1980	1981	1982	1983	1984	1985	1986	1987	1988	1989	1990	1991	1992	1993	1994	1995	1996	1997	1998	1999	2000	2001	2002	2003	2004	2005	2006	2007	2008	2009	2010	2011	2012	2013	2014	2015	2016	2017	2018	2019	2020	2021	2022	2023	2024	2025	2026	2027	2028	2029
1980	1981	1982	1983	1984	1985	1986	1987	1988	1989																																										
1990	1991	1992	1993	1994	1995	1996	1997	1998	1999																																										
2000	2001	2002	2003	2004	2005	2006	2007	2008	2009																																										
2010	2011	2012	2013	2014	2015	2016	2017	2018	2019																																										
2020	2021	2022	2023	2024	2025	2026	2027	2028	2029																																										

No.	Name	Label	Survey period	Survey frequency
3.49)	dl_minim_post11	employment relationships did not change	East and West 03/2016	once

Wording of question																															
<p>03/2016</p> <p>01.01.2015 the universal minimum wage was implemented. Is your company affected by this regulation?</p> <p>Has there been a change in employment in your company?</p> <table border="1" style="margin-left: 20px;"> <tr> <td style="padding: 2px;">employment relationships did not change</td> <td style="padding: 2px;">[1]</td> </tr> </table>	employment relationships did not change	[1]	Further Information																												
employment relationships did not change	[1]																														
Time span of variable																															
<table border="1" style="width: 100%; text-align: center;"> <tr><td>1980</td><td>1981</td><td>1982</td><td>1983</td><td>1984</td><td>1985</td><td>1986</td><td>1987</td><td>1988</td><td>1989</td></tr> <tr><td>1990</td><td>1991</td><td>1992</td><td>1993</td><td>1994</td><td>1995</td><td>1996</td><td>1997</td><td>1998</td><td>1999</td></tr> <tr><td>2000</td><td>2001</td><td>2002</td><td>2003</td><td>2004</td><td>2005</td><td>2006</td><td>2007</td><td>2008</td><td>2009</td></tr> </table>		1980	1981	1982	1983	1984	1985	1986	1987	1988	1989	1990	1991	1992	1993	1994	1995	1996	1997	1998	1999	2000	2001	2002	2003	2004	2005	2006	2007	2008	2009
1980	1981	1982	1983	1984	1985	1986	1987	1988	1989																						
1990	1991	1992	1993	1994	1995	1996	1997	1998	1999																						
2000	2001	2002	2003	2004	2005	2006	2007	2008	2009																						

2010	2011	2012	2013	2014	2015	2016	2017	2018	2019
						WEST EAST			
2020	2021	2022	2023	2024	2025	2026	2027	2028	2029

No.	Name	Label	Survey period	Survey frequency
-----	------	-------	---------------	------------------

3.50)	dl_credityes	credit agreement signed	East and West 06/2016	once
-------	--------------	-------------------------	-----------------------	------

Wording of question

06/2016	Further Information				
<p>Have you signed one or more credit agreements with banks during the last 12 months? (e.g. new credits, debt restructuring or prolongation of a credit/ line of credit)</p> <p>Yes:</p> <table border="1"> <tr><td>1) amount and conditions as expected</td></tr> <tr><td>2) amount as expected, worse conditions</td></tr> <tr><td>3) conditions as expected, lower amount</td></tr> <tr><td>4) lower amount and worse conditions than expected</td></tr> </table>	1) amount and conditions as expected	2) amount as expected, worse conditions	3) conditions as expected, lower amount	4) lower amount and worse conditions than expected	
1) amount and conditions as expected					
2) amount as expected, worse conditions					
3) conditions as expected, lower amount					
4) lower amount and worse conditions than expected					

Time span of variable

1980	1981	1982	1983	1984	1985	1986	1987	1988	1989
1990	1991	1992	1993	1994	1995	1996	1997	1998	1999
2000	2001	2002	2003	2004	2005	2006	2007	2008	2009
2010	2011	2012	2013	2014	2015	2016	2017	2018	2019
						WEST EAST			
2020	2021	2022	2023	2024	2025	2026	2027	2028	2029

No.	Name	Label	Survey period	Survey frequency
-----	------	-------	---------------	------------------

3.51)	dl_creditno	credit agreement not signed	East and West 06/2016	once
-------	-------------	-----------------------------	-----------------------	------

Wording of question

06/2016	Further Information				
<p>Have you signed one or more credit agreements with banks during the last 12 months? (e.g. new credits, debt restructuring or prolongation of a credit/ line of credit)</p> <p>no, because:</p> <table border="1"> <tr><td>1) no need</td></tr> <tr><td>2) unacceptable terms</td></tr> <tr><td>3) denied by banks</td></tr> <tr><td>4) no realistic prospect of a credit</td></tr> </table>	1) no need	2) unacceptable terms	3) denied by banks	4) no realistic prospect of a credit	
1) no need					
2) unacceptable terms					
3) denied by banks					
4) no realistic prospect of a credit					

Time span of variable

1980	1981	1982	1983	1984	1985	1986	1987	1988	1989
1990	1991	1992	1993	1994	1995	1996	1997	1998	1999
2000	2001	2002	2003	2004	2005	2006	2007	2008	2009
2010	2011	2012	2013	2014	2015	2016	2017	2018	2019
						WEST EAST			
2020	2021	2022	2023	2024	2025	2026	2027	2028	2029

No.	Name	Label	Survey period	Survey frequency
-----	------	-------	---------------	------------------

3.52) dl_credituse1 financing of ongoing operating resources East and West 06/2016 once

Wording of question

06/2016 What was the usage of your last negotiated credit? <div style="border: 1px solid black; padding: 5px; display: inline-block;"> financing of ongoing operating resources [1] </div>	Further Information
--	---------------------

Time span of variable

1980	1981	1982	1983	1984	1985	1986	1987	1988	1989
1990	1991	1992	1993	1994	1995	1996	1997	1998	1999
2000	2001	2002	2003	2004	2005	2006	2007	2008	2009
2010	2011	2012	2013	2014	2015	2016	2017	2018	2019
2020	2021	2022	2023	2024	2025	2026	2027	2028	2029

No.	Name	Label	Survey period	Survey frequency
-----	------	-------	---------------	------------------

3.53) dl_credituse2 financing of an investment East and West 06/2016 once

Wording of question

06/2016 What was the usage of your last negotiated credit? <div style="border: 1px solid black; padding: 5px; display: inline-block;"> financing of an investment [1] </div>	Further Information
--	---------------------

Time span of variable

1980	1981	1982	1983	1984	1985	1986	1987	1988	1989
1990	1991	1992	1993	1994	1995	1996	1997	1998	1999
2000	2001	2002	2003	2004	2005	2006	2007	2008	2009
2010	2011	2012	2013	2014	2015	2016	2017	2018	2019
2020	2021	2022	2023	2024	2025	2026	2027	2028	2029

No.	Name	Label	Survey period	Survey frequency
-----	------	-------	---------------	------------------

3.54) dl_credituse3 other financing East and West 06/2016 once

Wording of question

06/2016 What was the usage of your last negotiated credit? <div style="border: 1px solid black; padding: 5px; display: inline-block;"> others [1] </div>	Further Information
--	---------------------

Time span of variable

1980	1981	1982	1983	1984	1985	1986	1987	1988	1989
1990	1991	1992	1993	1994	1995	1996	1997	1998	1999

2000	2001	2002	2003	2004	2005	2006	2007	2008	2009
2010	2011	2012	2013	2014	2015	2016	2017	2018	2019
2020	2021	2022	2023	2024	2025	2026	2027	2028	2029

No.	Name	Label	Survey period	Survey frequency
3.55)	dl_midmanager	mid tier: more than 4 managers	East and West 08/2016	once

Wording of question

08/2016	Further Information
<p>mid tier Does your company have more than 4 managers?</p> <p>yes [1] <input type="text"/> no [2] <input type="text"/></p>	

Time span of variable

1980	1981	1982	1983	1984	1985	1986	1987	1988	1989
1990	1991	1992	1993	1994	1995	1996	1997	1998	1999
2000	2001	2002	2003	2004	2005	2006	2007	2008	2009
2010	2011	2012	2013	2014	2015	2016	2017	2018	2019
2020	2021	2022	2023	2024	2025	2026	2027	2028	2029

No.	Name	Label	Survey period	Survey frequency
3.56)	dl_midmanshare	mid tier: at least one manager has shares	East and West 08/2016	once

Wording of question

08/2016	Further Information
<p>mid tier Does at least one of your managers hold shares of your company?</p> <p>yes [1] <input type="text"/> no [2] <input type="text"/></p>	

Time span of variable

1980	1981	1982	1983	1984	1985	1986	1987	1988	1989
1990	1991	1992	1993	1994	1995	1996	1997	1998	1999
2000	2001	2002	2003	2004	2005	2006	2007	2008	2009
2010	2011	2012	2013	2014	2015	2016	2017	2018	2019
2020	2021	2022	2023	2024	2025	2026	2027	2028	2029

No.	Name	Label	Survey period	Survey frequency
3.57)	dl_midyres	mid tier: company rated as mid tier	East and West 08/2016	once

Wording of question

08/2016	Further Information
<p>mid tier Would you rate your company as a "mid tier" company?</p>	

yes [1] no [2]

Time span of variable

1980	1981	1982	1983	1984	1985	1986	1987	1988	1989
1990	1991	1992	1993	1994	1995	1996	1997	1998	1999
2000	2001	2002	2003	2004	2005	2006	2007	2008	2009
2010	2011	2012	2013	2014	2015	2016	2017	2018	2019
2020	2021	2022	2023	2024	2025	2026	2027	2028	2029

WEST
EAST

No.	Name	Label	Survey period	Survey frequency
3.58)	dl_credit2_1	credit seeking	East and West since 03/2017	March, June, September, December

Wording of question

<p>03/2017</p> <p>credit allocation</p> <p>We had credit talks with banks during the last 3 months</p> <p><input type="checkbox"/> [1] yes <input type="checkbox"/> [2] no</p>	Further Information
---	----------------------------

Time span of variable

1980	1981	1982	1983	1984	1985	1986	1987	1988	1989
1990	1991	1992	1993	1994	1995	1996	1997	1998	1999
2000	2001	2002	2003	2004	2005	2006	2007	2008	2009
2010	2011	2012	2013	2014	2015	2016	2017	2018	2019
2020	2021	2022	2023	2024	2025	2026	2027	2028	2029

WEST
EAST

No.	Name	Label	Survey period	Survey frequency
3.59)	dl_credit2_2	credit allocation	East and West since 03/2017	March, June, September, December

Wording of question

<p>03/2017</p> <p>credit allocation</p> <p>We had credit talks with banks during the last 3 months</p> <p><input checked="" type="checkbox"/> yes</p> <p>Banks behaved ... in these</p> <p><input type="checkbox"/> [1] accomodating</p> <p><input type="checkbox"/> [2] normal</p> <p><input type="checkbox"/> [3] reserved</p>	Further Information
---	----------------------------

Time span of variable

1980	1981	1982	1983	1984	1985	1986	1987	1988	1989
1990	1991	1992	1993	1994	1995	1996	1997	1998	1999
2000	2001	2002	2003	2004	2005	2006	2007	2008	2009

2010	2011	2012	2013	2014	2015	2016	2017	2018	2019
							WEST		
							EAST		
2020	2021	2022	2023	2024	2025	2026	2027	2028	2029

No.	Name	Label	Survey period	Survey frequency
-----	------	-------	---------------	------------------

3.60) **dl_credit2_3** reasons for not credit seeking East and West since 03/2017 March, June, September, December

Wording of question

<p>03/2017</p> <p>credit allocation We had credit talks with banks during the last 3 months</p> <p><input type="checkbox"/> no</p> <p><input type="checkbox"/> [1] no need</p> <p><input type="checkbox"/> [2] other reasons</p>	Further Information
---	---------------------

Time span of variable

1980	1981	1982	1983	1984	1985	1986	1987	1988	1989
1990	1991	1992	1993	1994	1995	1996	1997	1998	1999
2000	2001	2002	2003	2004	2005	2006	2007	2008	2009
2010	2011	2012	2013	2014	2015	2016	2017	2018	2019
							WEST		
							EAST		
2020	2021	2022	2023	2024	2025	2026	2027	2028	2029

No.	Name	Label	Survey period	Survey frequency
-----	------	-------	---------------	------------------

3.61) **dl_exports** exporting services to foreign companies/persons East and West since 04/2017 once

Wording of question

<p>04/2017</p> <p>Does your firm export services to foreign companies/persons?</p> <p><input type="checkbox"/> [1] yes</p> <p><input type="checkbox"/> [2] no</p> <p><input type="checkbox"/> [3] not customary in our field</p> <p><input type="checkbox"/> [4] no statement possible</p>	Further Information
--	---------------------

Time span of variable

1980	1981	1982	1983	1984	1985	1986	1987	1988	1989
1990	1991	1992	1993	1994	1995	1996	1997	1998	1999
2000	2001	2002	2003	2004	2005	2006	2007	2008	2009
2010	2011	2012	2013	2014	2015	2016	2017	2018	2019
							WEST		
							EAST		
2020	2021	2022	2023	2024	2025	2026	2027	2028	2029

No.	Name	Label	Survey period	Survey frequency
-----	------	-------	---------------	------------------

3.62) dl_negint confronted with negative interest rates East and West since 06/2017 once

Wording of question

<p>Jun 17</p> <p>Have you faced negative interest rates on capital contribution by at least one of your banks?</p> <table border="1" style="margin-left: auto; margin-right: auto;"> <tr> <td>Yes [1]</td> <td>No [2]</td> </tr> </table>	Yes [1]	No [2]	<p>Further Information</p> <p>online only</p>																																						
Yes [1]	No [2]																																								
<p>Time span of variable</p> <table border="1" style="width: 100%; text-align: center;"> <tr> <td>2010</td><td>2011</td><td>2012</td><td>2013</td><td>2014</td><td>2015</td><td>2016</td><td>2017</td><td>2018</td><td>2019</td> </tr> <tr> <td></td><td></td><td></td><td></td><td></td><td></td><td></td><td>WEST</td><td></td><td></td> </tr> <tr> <td></td><td></td><td></td><td></td><td></td><td></td><td></td><td>EAST</td><td></td><td></td> </tr> <tr> <td>2020</td><td>2021</td><td>2022</td><td>2023</td><td>2024</td><td>2025</td><td>2026</td><td>2027</td><td>2028</td><td>2029</td> </tr> </table>		2010	2011	2012	2013	2014	2015	2016	2017	2018	2019								WEST										EAST			2020	2021	2022	2023	2024	2025	2026	2027	2028	2029
2010	2011	2012	2013	2014	2015	2016	2017	2018	2019																																
							WEST																																		
							EAST																																		
2020	2021	2022	2023	2024	2025	2026	2027	2028	2029																																

No.	Name	Label	Survey period	Survey frequency
-----	------	-------	---------------	------------------

3.63) dl_negint_noact negative interest actions: none East and West since 06/2017 once

Wording of question

<p>Jun 17</p> <p>Have you faced negative interest rates on capital contribution by at least one of your banks?</p> <p>If Yes</p> <p>Which arrangements did you choose, to avoid payments of negative interest rates?</p> <table border="1" style="margin-left: auto; margin-right: auto;"> <tr> <td>na arrangements - negative interest rate accepted</td> <td>Yes [1]</td> </tr> </table>	na arrangements - negative interest rate accepted	Yes [1]	<p>Further Information</p> <p>online only</p>																																						
na arrangements - negative interest rate accepted	Yes [1]																																								
<p>Time span of variable</p> <table border="1" style="width: 100%; text-align: center;"> <tr> <td>2010</td><td>2011</td><td>2012</td><td>2013</td><td>2014</td><td>2015</td><td>2016</td><td>2017</td><td>2018</td><td>2019</td> </tr> <tr> <td></td><td></td><td></td><td></td><td></td><td></td><td></td><td>WEST</td><td></td><td></td> </tr> <tr> <td></td><td></td><td></td><td></td><td></td><td></td><td></td><td>EAST</td><td></td><td></td> </tr> <tr> <td>2020</td><td>2021</td><td>2022</td><td>2023</td><td>2024</td><td>2025</td><td>2026</td><td>2027</td><td>2028</td><td>2029</td> </tr> </table>		2010	2011	2012	2013	2014	2015	2016	2017	2018	2019								WEST										EAST			2020	2021	2022	2023	2024	2025	2026	2027	2028	2029
2010	2011	2012	2013	2014	2015	2016	2017	2018	2019																																
							WEST																																		
							EAST																																		
2020	2021	2022	2023	2024	2025	2026	2027	2028	2029																																

No.	Name	Label	Survey period	Survey frequency
-----	------	-------	---------------	------------------

3.64) dl_negint_agree negative interest actions: bank agreements East and West since 06/2017 once

Wording of question

<p>Jun 17</p> <p>Have you faced negative interest rates on capital contribution by at least one of your banks?</p> <p>If Yes</p> <p>Which arrangements did you choose, to avoid payments of negative interest rates?</p> <table border="1" style="margin-left: auto; margin-right: auto;"> <tr> <td>Negoation with bank</td> <td>Yes [1]</td> </tr> </table>	Negoation with bank	Yes [1]	<p>Further Information</p> <p>online only</p>																																						
Negoation with bank	Yes [1]																																								
<p>Time span of variable</p> <table border="1" style="width: 100%; text-align: center;"> <tr> <td>2010</td><td>2011</td><td>2012</td><td>2013</td><td>2014</td><td>2015</td><td>2016</td><td>2017</td><td>2018</td><td>2019</td> </tr> <tr> <td></td><td></td><td></td><td></td><td></td><td></td><td></td><td>WEST</td><td></td><td></td> </tr> <tr> <td></td><td></td><td></td><td></td><td></td><td></td><td></td><td>EAST</td><td></td><td></td> </tr> <tr> <td>2020</td><td>2021</td><td>2022</td><td>2023</td><td>2024</td><td>2025</td><td>2026</td><td>2027</td><td>2028</td><td>2029</td> </tr> </table>		2010	2011	2012	2013	2014	2015	2016	2017	2018	2019								WEST										EAST			2020	2021	2022	2023	2024	2025	2026	2027	2028	2029
2010	2011	2012	2013	2014	2015	2016	2017	2018	2019																																
							WEST																																		
							EAST																																		
2020	2021	2022	2023	2024	2025	2026	2027	2028	2029																																


No.	Name	Label	Survey period	Survey frequency
-----	------	-------	---------------	------------------

3.65) dl_negint_change negative interest actions: change of bank East and West since 06/2017 once

Wording of question

<p>Jun 17</p> <p>Have you faced negative interest rates on capital contribution by at least one of your banks?</p> <p>If Yes</p> <p>Which arrangements did you choose, to avoid payments of negative interest rates?</p> <table border="1" style="margin-left: 20px;"> <tr> <td style="background-color: #e0f2f7;">Change to another bank, which does not require negative interest rates (yet)</td> <td style="background-color: #e0f2f7;">Yes [1]</td> </tr> <tr> <td style="background-color: #e0f2f7;"></td> <td style="background-color: #e0f2f7;"></td> </tr> </table>	Change to another bank, which does not require negative interest rates (yet)	Yes [1]			<p>Further Information</p> <p>online only</p>
Change to another bank, which does not require negative interest rates (yet)	Yes [1]				

Time span of variable




No.	Name	Label	Survey period	Survey frequency
-----	------	-------	---------------	------------------

3.66) dl_negint_inc negative interest actions: increase of cash East and West since 06/2017 once

Wording of question

<p>Jun 17</p> <p>Have you faced negative interest rates on capital contribution by at least one of your banks?</p> <p>If Yes</p> <p>Which arrangements did you choose, to avoid payments of negative interest rates?</p> <table border="1" style="margin-left: 20px;"> <tr> <td style="background-color: #e0f2f7;">Higher cash ratio</td> <td style="background-color: #e0f2f7;">Yes [1]</td> </tr> <tr> <td style="background-color: #e0f2f7;"></td> <td style="background-color: #e0f2f7;"></td> </tr> </table>	Higher cash ratio	Yes [1]			<p>Further Information</p> <p>online only</p>
Higher cash ratio	Yes [1]				

Time span of variable




No.	Name	Label	Survey period	Survey frequency
-----	------	-------	---------------	------------------

3.67) dl_negint_redas negative interest actions: redeployment in other financial assets and settlement East and West since 06/2017 once

Wording of question

<p>Jun 17</p> <p>Have you faced negative interest rates on capital contribution by at least one of your banks?</p> <p>If Yes</p> <p>Which arrangements did you choose, to avoid payments of negative interest rates?</p> <table border="1" style="margin-left: 20px;"> <tr> <td style="background-color: #e0f2f7;">Shift to other financial assets and prepayment credit</td> <td style="background-color: #e0f2f7;">Yes [1]</td> </tr> <tr> <td style="background-color: #e0f2f7;"></td> <td style="background-color: #e0f2f7;"></td> </tr> </table>	Shift to other financial assets and prepayment credit	Yes [1]			<p>Further Information</p> <p>online only</p>
Shift to other financial assets and prepayment credit	Yes [1]				

Time span of variable



No.	Name	Label	Survey period	Survey frequency
3.68)	dl_negint_redasint	negative interest actions: redeployment of assets within company	East and West since 06/2017	once

Wording of question

Jun 17	Further Information		
<p>Have you faced negative interest rates on capital contribution by at least one of your banks?</p> <p>If Yes</p> <p>Which arrangements did you choose, to avoid payments of negative interest rates?</p> <table border="1"> <tr> <td>Rearrangements of funds to other segments of the company</td> <td>Yes [1]</td> </tr> </table>	Rearrangements of funds to other segments of the company	Yes [1]	online only
Rearrangements of funds to other segments of the company	Yes [1]		

Time span of variable

2010	2011	2012	2013	2014	2015	2016	2017	2018	2019
							WEST EAST		
2020	2021	2022	2023	2024	2025	2026	2027	2028	2029

No.	Name	Label	Survey period	Survey frequency
3.69)	dl_negint_inv	negative interest actions: investing or preponing (additional) investments	East and West since 06/2017	once

Wording of question

Jun 17	Further Information		
<p>Have you faced negative interest rates on capital contribution by at least one of your banks?</p> <p>If Yes</p> <p>Which arrangements did you choose, to avoid payments of negative interest rates?</p> <table border="1"> <tr> <td>(Early) conducting (additional) investments</td> <td>Yes [1]</td> </tr> </table>	(Early) conducting (additional) investments	Yes [1]	online only
(Early) conducting (additional) investments	Yes [1]		

Time span of variable

2010	2011	2012	2013	2014	2015	2016	2017	2018	2019
							WEST EAST		
2020	2021	2022	2023	2024	2025	2026	2027	2028	2029

No.	Name	Label	Survey period	Survey frequency
3.70)	dl_negint_oth	negative interest actions: other	East and West since 06/2017	once

Wording of question

Jun 17	Further Information		
<p>Have you faced negative interest rates on capital contribution by at least one of your banks?</p> <p>If Yes</p> <p>Which arrangements did you choose, to avoid payments of negative interest rates?</p> <table border="1"> <tr> <td>Other: please specify</td> <td>Yes [1]</td> </tr> </table>	Other: please specify	Yes [1]	online only
Other: please specify	Yes [1]		

Time span of variable

2010	2011	2012	2013	2014	2015	2016	2017	2018	2019

							WEST		
							EAST		
2020	2021	2022	2023	2024	2025	2026	2027	2028	2029

No.	Name	Label	Survey period	Survey frequency
3.71)	dl_negint_burden	burden of negative interest rates on profit situation	East and West since 06/2017	once

Wording of question

<p>Jun 17</p> <p>Negative interest rates have a negative impact on our revenues</p> <table border="1"> <tr> <td>highly significant [1]</td> <td>significantly [2]</td> <td>negligible or not at all [3]</td> </tr> </table>	highly significant [1]	significantly [2]	negligible or not at all [3]	<p>Further Information</p> <p>online only</p>																																					
highly significant [1]	significantly [2]	negligible or not at all [3]																																							
<p>Time span of variable</p> <table border="1"> <tr> <td>2010</td><td>2011</td><td>2012</td><td>2013</td><td>2014</td><td>2015</td><td>2016</td><td>2017</td><td>2018</td><td>2019</td> </tr> <tr> <td></td><td></td><td></td><td></td><td></td><td></td><td></td><td>WEST</td><td></td><td></td> </tr> <tr> <td></td><td></td><td></td><td></td><td></td><td></td><td></td><td>EAST</td><td></td><td></td> </tr> <tr> <td>2020</td><td>2021</td><td>2022</td><td>2023</td><td>2024</td><td>2025</td><td>2026</td><td>2027</td><td>2028</td><td>2029</td> </tr> </table>	2010	2011	2012	2013	2014	2015	2016	2017	2018	2019								WEST										EAST			2020	2021	2022	2023	2024	2025	2026	2027	2028	2029	
2010	2011	2012	2013	2014	2015	2016	2017	2018	2019																																
							WEST																																		
							EAST																																		
2020	2021	2022	2023	2024	2025	2026	2027	2028	2029																																

No.	Name	Label	Survey period	Survey frequency
3.72)	dl_negint_banks	number of relationship banks	East and West since 06/2017	once

Wording of question

<p>Jun 17</p> <p>How many main banks do you use?</p> <p>If No</p> <p>How many banks do you name your main bank?</p> <table border="1"> <tr> <td>0 [0]</td><td>1 [1]</td><td>2 [2]</td><td>3 [3]</td><td>4 [4]</td><td>More than 4 [5]</td> </tr> </table>	0 [0]	1 [1]	2 [2]	3 [3]	4 [4]	More than 4 [5]	<p>Further Information</p> <p>online only</p>																																		
0 [0]	1 [1]	2 [2]	3 [3]	4 [4]	More than 4 [5]																																				
<p>Time span of variable</p> <table border="1"> <tr> <td>2010</td><td>2011</td><td>2012</td><td>2013</td><td>2014</td><td>2015</td><td>2016</td><td>2017</td><td>2018</td><td>2019</td> </tr> <tr> <td></td><td></td><td></td><td></td><td></td><td></td><td></td><td>WEST</td><td></td><td></td> </tr> <tr> <td></td><td></td><td></td><td></td><td></td><td></td><td></td><td>EAST</td><td></td><td></td> </tr> <tr> <td>2020</td><td>2021</td><td>2022</td><td>2023</td><td>2024</td><td>2025</td><td>2026</td><td>2027</td><td>2028</td><td>2029</td> </tr> </table>	2010	2011	2012	2013	2014	2015	2016	2017	2018	2019								WEST										EAST			2020	2021	2022	2023	2024	2025	2026	2027	2028	2029	
2010	2011	2012	2013	2014	2015	2016	2017	2018	2019																																
							WEST																																		
							EAST																																		
2020	2021	2022	2023	2024	2025	2026	2027	2028	2029																																

No.	Name	Label	Survey period	Survey frequency
3.73)	dl_ustax_sales	tax reform: percentage sales in US	East and West since 03/2018	once

Wording of question

<p>Mrz 18</p> <p>Tax reform in the USA</p> <p>What percentage of your annual turnover comes from the USA?</p> <p>_____ %</p>	<p>Further Information</p>																				
<p>Time span of variable</p> <table border="1"> <tr> <td>1980</td><td>1981</td><td>1982</td><td>1983</td><td>1984</td><td>1985</td><td>1986</td><td>1987</td><td>1988</td><td>1989</td> </tr> <tr> <td>1990</td><td>1991</td><td>1992</td><td>1993</td><td>1994</td><td>1995</td><td>1996</td><td>1997</td><td>1998</td><td>1999</td> </tr> </table>	1980	1981	1982	1983	1984	1985	1986	1987	1988	1989	1990	1991	1992	1993	1994	1995	1996	1997	1998	1999	
1980	1981	1982	1983	1984	1985	1986	1987	1988	1989												
1990	1991	1992	1993	1994	1995	1996	1997	1998	1999												

2000	2001	2002	2003	2004	2005	2006	2007	2008	2009
2010	2011	2012	2013	2014	2015	2016	2017	2018	2019
2020	2021	2022	2023	2024	2025	2026	2027	2028	2029

No.	Name	Label	Survey period	Survey frequency
3.74)	dl_ustax_competition	tax reform: competition with US-companies	East and West since 03/2018	once

Wording of question

<p>Mrz 18</p> <p>Tax reform in the USA</p> <p>How does your company compete with companies from the USA?</p> <table border="1"> <tr> <td>strong [1]</td> <td>medium [2]</td> <td>weak [3]</td> <td>none [4]</td> </tr> <tr> <td></td> <td></td> <td></td> <td></td> </tr> </table>	strong [1]	medium [2]	weak [3]	none [4]					Further Information
strong [1]	medium [2]	weak [3]	none [4]						

Time span of variable

1980	1981	1982	1983	1984	1985	1986	1987	1988	1989
1990	1991	1992	1993	1994	1995	1996	1997	1998	1999
2000	2001	2002	2003	2004	2005	2006	2007	2008	2009
2010	2011	2012	2013	2014	2015	2016	2017	2018	2019
2020	2021	2022	2023	2024	2025	2026	2027	2028	2029

No.	Name	Label	Survey period	Survey frequency
3.75)	dl_ustax_shortterm	tax reform: tax burden short term	East and West since 03/2018	once

Wording of question

<p>Mrz 18</p> <p>Tax reform in the USA</p> <p>Due to the tax reform the tax burden of your company will on the</p> <table border="1"> <tr> <td>short term</td> <td>decrease [1]</td> <td>stay the same [2]</td> <td>increase [3]</td> </tr> <tr> <td></td> <td></td> <td></td> <td></td> </tr> </table>	short term	decrease [1]	stay the same [2]	increase [3]					Further Information
short term	decrease [1]	stay the same [2]	increase [3]						

Time span of variable

1980	1981	1982	1983	1984	1985	1986	1987	1988	1989
1990	1991	1992	1993	1994	1995	1996	1997	1998	1999
2000	2001	2002	2003	2004	2005	2006	2007	2008	2009
2010	2011	2012	2013	2014	2015	2016	2017	2018	2019
2020	2021	2022	2023	2024	2025	2026	2027	2028	2029

No.	Name	Label	Survey period	Survey frequency
-----	------	-------	---------------	------------------

3.76) dl_ustax_longterm tax reform: tax burden long term East and West since 03/2018 once

Wording of question

<p>Mrz 18</p> <p>Tax reform in the USA</p> <p>Due to the tax reform the tax burden of your company will on the</p> <table border="1" style="margin-left: auto; margin-right: auto;"> <tr> <td>long term</td> <td>decrease [1]</td> <td>stay the same [2]</td> <td>increase [3]</td> </tr> </table>	long term	decrease [1]	stay the same [2]	increase [3]	Further Information
long term	decrease [1]	stay the same [2]	increase [3]		

Time span of variable									
1980	1981	1982	1983	1984	1985	1986	1987	1988	1989
1990	1991	1992	1993	1994	1995	1996	1997	1998	1999
2000	2001	2002	2003	2004	2005	2006	2007	2008	2009
2010	2011	2012	2013	2014	2015	2016	2017	2018	2019
2020	2021	2022	2023	2024	2025	2026	2027	2028	2029

No. Name Label Survey period Survey frequency

3.77) dl_ustax_export tax reform: reaction export East and West since 03/2018 once

Wording of question

<p>Mrz 18</p> <p>Tax reform in the USA</p> <p>How will you (as a company) react to the US-tax reform?</p> <table border="1" style="margin-left: auto; margin-right: auto;"> <tr> <td>Exports to the USA</td> <td>decrease [1]</td> <td>no change [2]</td> <td>increase [3]</td> </tr> </table>	Exports to the USA	decrease [1]	no change [2]	increase [3]	Further Information
Exports to the USA	decrease [1]	no change [2]	increase [3]		

Time span of variable									
1980	1981	1982	1983	1984	1985	1986	1987	1988	1989
1990	1991	1992	1993	1994	1995	1996	1997	1998	1999
2000	2001	2002	2003	2004	2005	2006	2007	2008	2009
2010	2011	2012	2013	2014	2015	2016	2017	2018	2019
2020	2021	2022	2023	2024	2025	2026	2027	2028	2029

No. Name Label Survey period Survey frequency

3.78) dl_ustax_import tax reform: reaction import East and West since 03/2018 once

Wording of question

<p>Mrz 18</p> <p>Tax reform in the USA</p> <p>How will you (as a company) react to the US-tax reform?</p> <table border="1" style="margin-left: auto; margin-right: auto;"> <tr> <td>Imports from the USA</td> <td>decrease [1]</td> <td>no change [2]</td> <td>increase [3]</td> </tr> </table>	Imports from the USA	decrease [1]	no change [2]	increase [3]	Further Information
Imports from the USA	decrease [1]	no change [2]	increase [3]		

Time span of variable

1980	1981	1982	1983	1984	1985	1986	1987	1988	1989
1990	1991	1992	1993	1994	1995	1996	1997	1998	1999
2000	2001	2002	2003	2004	2005	2006	2007	2008	2009
2010	2011	2012	2013	2014	2015	2016	2017	2018	2019
2020	2021	2022	2023	2024	2025	2026	2027	2028	2029

No.	Name	Label	Survey period	Survey frequency
3.79)	dl_ustax_invus	tax reform: reaction investment in US	East and West since 03/2018	once

Wording of question

<p>Mrz 18</p> <p>Tax reform in the USA</p> <p>How will you (as a company) react to the US-tax reform?</p> <table border="1" style="margin-left: 20px;"> <tr> <td>Investment in the US</td> <td>decrease [1]</td> <td>no change [2]</td> <td>increase [3]</td> </tr> </table>	Investment in the US	decrease [1]	no change [2]	increase [3]	Further Information
Investment in the US	decrease [1]	no change [2]	increase [3]		

Time span of variable

1980	1981	1982	1983	1984	1985	1986	1987	1988	1989
1990	1991	1992	1993	1994	1995	1996	1997	1998	1999
2000	2001	2002	2003	2004	2005	2006	2007	2008	2009
2010	2011	2012	2013	2014	2015	2016	2017	2018	2019
2020	2021	2022	2023	2024	2025	2026	2027	2028	2029

No.	Name	Label	Survey period	Survey frequency
3.80)	dl_ustax_invger	tax reform: reaction investment in Germany	East and West since 03/2018	once

Wording of question

<p>Mrz 18</p> <p>Tax reform in the USA</p> <p>How will you (as a company) react to the US-tax reform?</p> <table border="1" style="margin-left: 20px;"> <tr> <td>Investment in Germany</td> <td>decrease [1]</td> <td>no change [2]</td> <td>increase [3]</td> </tr> </table>	Investment in Germany	decrease [1]	no change [2]	increase [3]	Further Information
Investment in Germany	decrease [1]	no change [2]	increase [3]		

Time span of variable

1980	1981	1982	1983	1984	1985	1986	1987	1988	1989
1990	1991	1992	1993	1994	1995	1996	1997	1998	1999
2000	2001	2002	2003	2004	2005	2006	2007	2008	2009
2010	2011	2012	2013	2014	2015	2016	2017	2018	2019

								EAST	
2020	2021	2022	2023	2024	2025	2026	2027	2028	2029

No.	Name	Label	Survey period	Survey frequency
3.81)	dl_ustax_intelprop	tax reform: relocation of intellectual property	East and West since 03/2018	once

Wording of question

<p>Mrz 18</p> <p>Tax reform in the USA</p> <p>Will your company shift intellectual property (patents, brands, copyrights etc.) in the USA due to the US-Tax reform?</p> <table border="1"> <tr> <td>Yes [1]</td><td>No [2]</td></tr> </table>	Yes [1]	No [2]	<p>Further Information</p> <p>online only!</p>
Yes [1]	No [2]		

Time span of variable

1980	1981	1982	1983	1984	1985	1986	1987	1988	1989
1990	1991	1992	1993	1994	1995	1996	1997	1998	1999
2000	2001	2002	2003	2004	2005	2006	2007	2008	2009
2010	2011	2012	2013	2014	2015	2016	2017	2018	2019
2020	2021	2022	2023	2024	2025	2026	2027	2028	2029

No.	Name	Label	Survey period	Survey frequency
3.82)	dl_gdp1	real gdp: % change comp. last year	West and East 08/2018	once

Wording of question

<p>Aug 18</p> <p>By how many percent do you think the real GDP in Germany will change in 20XX compared to the previous year (20YY)?</p> <p>_____ %</p>	<p>Further Information</p> <p>XX= current year YY= previous year e.g. in 2018: 20XX=2018, 20YY=2017 related to gdp3 und gdp4</p>
--	--

Time span of variable

1980	1981	1982	1983	1984	1985	1986	1987	1988	1989
1990	1991	1992	1993	1994	1995	1996	1997	1998	1999
2000	2001	2002	2003	2004	2005	2006	2007	2008	2009
2010	2011	2012	2013	2014	2015	2016	2017	2018	2019
2020	2021	2022	2023	2024	2025	2026	2027	2028	2029

No.	Name	Label	Survey period	Survey frequency
3.83)	dl_gdp2	impact economic development on business situation	West and East 08/2018	once

Wording of question

<p>Aug 18</p> <p>How important is the general economic development in Germany for your business situation?</p> <table border="1"> <tr> <td>very important [1]</td><td>important [2]</td><td>not as important [3]</td><td>less important [4]</td><td>unimportant [5]</td></tr> </table>	very important [1]	important [2]	not as important [3]	less important [4]	unimportant [5]	<p>Further Information</p>
very important [1]	important [2]	not as important [3]	less important [4]	unimportant [5]		

Time span of variable									
1980	1981	1982	1983	1984	1985	1986	1987	1988	1989
1990	1991	1992	1993	1994	1995	1996	1997	1998	1999
2000	2001	2002	2003	2004	2005	2006	2007	2008	2009
2010	2011	2012	2013	2014	2015	2016	2017	2018	2019
2020	2021	2022	2023	2024	2025	2026	2027	2028	2029

No.	Name	Label	Survey period	Survey frequency
3.84)	dl_fserv	foreign services	West and East 08/2018	once

Wording of question

Aug 18	Further Information		
<p>Does your company currently provide services to persons or companies resident abroad and/or do you have plans for these activities in the next two years?</p> <table border="1"> <tr> <td>Yes [1]</td> <td>No [2]</td> </tr> </table>	Yes [1]	No [2]	
Yes [1]	No [2]		

Time span of variable									
1980	1981	1982	1983	1984	1985	1986	1987	1988	1989
1990	1991	1992	1993	1994	1995	1996	1997	1998	1999
2000	2001	2002	2003	2004	2005	2006	2007	2008	2009
2010	2011	2012	2013	2014	2015	2016	2017	2018	2019
2020	2021	2022	2023	2024	2025	2026	2027	2028	2029

No.	Name	Label	Survey period	Survey frequency
3.85)	dl_fserv_curreu	current foreign services: in another European country	West and East 08/2018	once

Wording of question

Aug 18	Further Information		
<p>Does your company currently provide services to persons or companies resident abroad and/or do you have plans for these activities in the next two years?</p> <p>If yes,</p> <table border="1"> <tr> <td>current:</td> <td>in another European country [1]</td> </tr> </table>	current:	in another European country [1]	
current:	in another European country [1]		

Time span of variable									
1980	1981	1982	1983	1984	1985	1986	1987	1988	1989
1990	1991	1992	1993	1994	1995	1996	1997	1998	1999
2000	2001	2002	2003	2004	2005	2006	2007	2008	2009

2010	2011	2012	2013	2014	2015	2016	2017	2018	2019
								WEST	
								EAST	
2020	2021	2022	2023	2024	2025	2026	2027	2028	2029

No.	Name	Label	Survey period	Survey frequency
3.86)	dl_fserv_currwo	current foreign services: outside Europe	West and East 08/2018	once

Wording of question

<p>Aug 18</p> <p>Does your company currently provide services to persons or companies resident abroad and/or do you have plans for these activities in the next two years?</p> <p>If yes,</p> <table border="1"> <tr> <td>current:</td> <td>outside Europe [1]</td> </tr> </table>	current:	outside Europe [1]	Further Information
current:	outside Europe [1]		

Time span of variable

1980	1981	1982	1983	1984	1985	1986	1987	1988	1989
1990	1991	1992	1993	1994	1995	1996	1997	1998	1999
2000	2001	2002	2003	2004	2005	2006	2007	2008	2009
2010	2011	2012	2013	2014	2015	2016	2017	2018	2019
								WEST	
								EAST	
2020	2021	2022	2023	2024	2025	2026	2027	2028	2029

No.	Name	Label	Survey period	Survey frequency
3.87)	dl_fserv_planeu	planned foreign services: in another European country	West and East 08/2018	once

Wording of question

<p>Aug 18</p> <p>Does your company currently provide services to persons or companies resident abroad and/or do you have plans for these activities in the next two years?</p> <p>If yes,</p> <table border="1"> <tr> <td>planned:</td> <td>in another European country [1]</td> </tr> </table>	planned:	in another European country [1]	Further Information
planned:	in another European country [1]		

Time span of variable

1980	1981	1982	1983	1984	1985	1986	1987	1988	1989
1990	1991	1992	1993	1994	1995	1996	1997	1998	1999
2000	2001	2002	2003	2004	2005	2006	2007	2008	2009
2010	2011	2012	2013	2014	2015	2016	2017	2018	2019
								WEST	
2020	2021	2022	2023	2024	2025	2026	2027	2028	2029
								EAST	

No.	Name	Label	Survey period	Survey frequency
3.88)	dl_fserv_planwo	planned foreign services: outside	West and East 08/2018	once

Wording of question

<p>Aug 18</p> <p>Does your company currently provide services to persons or companies resident abroad and/or do you have plans for these activities in the next two years?</p> <p>If yes,</p> <table border="1" style="margin-left: 20px;"> <tr> <td style="width: 100px;">planned:</td> <td style="width: 100px;">outside Europe [1]</td> </tr> </table>	planned:	outside Europe [1]	Further Information																																																
planned:	outside Europe [1]																																																		
<p>Time span of variable</p> <table border="1" style="width: 100%; text-align: center;"> <tr><td>1980</td><td>1981</td><td>1982</td><td>1983</td><td>1984</td><td>1985</td><td>1986</td><td>1987</td><td>1988</td><td>1989</td></tr> <tr><td>1990</td><td>1991</td><td>1992</td><td>1993</td><td>1994</td><td>1995</td><td>1996</td><td>1997</td><td>1998</td><td>1999</td></tr> <tr><td>2000</td><td>2001</td><td>2002</td><td>2003</td><td>2004</td><td>2005</td><td>2006</td><td>2007</td><td>2008</td><td>2009</td></tr> <tr><td>2010</td><td>2011</td><td>2012</td><td>2013</td><td>2014</td><td>2015</td><td>2016</td><td>2017</td><td>2018</td><td>2019</td></tr> <tr><td>2020</td><td>2021</td><td>2022</td><td>2023</td><td>2024</td><td>2025</td><td>2026</td><td>2027</td><td>2028</td><td>2029</td></tr> </table>		1980	1981	1982	1983	1984	1985	1986	1987	1988	1989	1990	1991	1992	1993	1994	1995	1996	1997	1998	1999	2000	2001	2002	2003	2004	2005	2006	2007	2008	2009	2010	2011	2012	2013	2014	2015	2016	2017	2018	2019	2020	2021	2022	2023	2024	2025	2026	2027	2028	2029
1980	1981	1982	1983	1984	1985	1986	1987	1988	1989																																										
1990	1991	1992	1993	1994	1995	1996	1997	1998	1999																																										
2000	2001	2002	2003	2004	2005	2006	2007	2008	2009																																										
2010	2011	2012	2013	2014	2015	2016	2017	2018	2019																																										
2020	2021	2022	2023	2024	2025	2026	2027	2028	2029																																										

No.	Name	Label	Survey period	Survey frequency
3.89)	dl_fop_need	foreign operations challenge: no need	West and East 08/2018	once

Wording of question

<p>Aug 18</p> <p>What aspects prevent or complicate foreign operations of your company?</p> <table border="1" style="margin-left: 20px;"> <tr> <td style="width: 100px;">no need / interest on our part</td> <td style="width: 100px;">Yes [1]</td> </tr> </table>	no need / interest on our part	Yes [1]	Further Information																																																
no need / interest on our part	Yes [1]																																																		
<p>Time span of variable</p> <table border="1" style="width: 100%; text-align: center;"> <tr><td>1980</td><td>1981</td><td>1982</td><td>1983</td><td>1984</td><td>1985</td><td>1986</td><td>1987</td><td>1988</td><td>1989</td></tr> <tr><td>1990</td><td>1991</td><td>1992</td><td>1993</td><td>1994</td><td>1995</td><td>1996</td><td>1997</td><td>1998</td><td>1999</td></tr> <tr><td>2000</td><td>2001</td><td>2002</td><td>2003</td><td>2004</td><td>2005</td><td>2006</td><td>2007</td><td>2008</td><td>2009</td></tr> <tr><td>2010</td><td>2011</td><td>2012</td><td>2013</td><td>2014</td><td>2015</td><td>2016</td><td>2017</td><td>2018</td><td>2019</td></tr> <tr><td>2020</td><td>2021</td><td>2022</td><td>2023</td><td>2024</td><td>2025</td><td>2026</td><td>2027</td><td>2028</td><td>2029</td></tr> </table>		1980	1981	1982	1983	1984	1985	1986	1987	1988	1989	1990	1991	1992	1993	1994	1995	1996	1997	1998	1999	2000	2001	2002	2003	2004	2005	2006	2007	2008	2009	2010	2011	2012	2013	2014	2015	2016	2017	2018	2019	2020	2021	2022	2023	2024	2025	2026	2027	2028	2029
1980	1981	1982	1983	1984	1985	1986	1987	1988	1989																																										
1990	1991	1992	1993	1994	1995	1996	1997	1998	1999																																										
2000	2001	2002	2003	2004	2005	2006	2007	2008	2009																																										
2010	2011	2012	2013	2014	2015	2016	2017	2018	2019																																										
2020	2021	2022	2023	2024	2025	2026	2027	2028	2029																																										

No.	Name	Label	Survey period	Survey frequency
3.90)	dl_fop_risk	foreign operations challenge: high risk/cost of market development	West and East 08/2018	once

Wording of question

<p>Aug 18</p> <p>What aspects prevent or complicate foreign operations of your company?</p> <table border="1" style="margin-left: 20px;"> <tr> <td style="width: 100px;">high risk / cost of market development</td> <td style="width: 100px;">Yes [1]</td> </tr> </table>	high risk / cost of market development	Yes [1]	Further Information
high risk / cost of market development	Yes [1]		

Time span of variable									
1980	1981	1982	1983	1984	1985	1986	1987	1988	1989
1990	1991	1992	1993	1994	1995	1996	1997	1998	1999
2000	2001	2002	2003	2004	2005	2006	2007	2008	2009
2010	2011	2012	2013	2014	2015	2016	2017	2018	2019
2020	2021	2022	2023	2024	2025	2026	2027	2028	2029

No.	Name	Label	Survey period	Survey frequency
3.91)	dl_fop_qual	foreign operations challenge: no qualification	West and East 08/2018	once

Wording of question

Aug 18	Further Information																																																												
<p>What aspects prevent or complicate foreign operations of your company?</p> <table border="1"> <tr> <td>Yes [1]</td> <td></td> </tr> <tr> <td>Lack of qualification/ experience of employees</td> <td></td> </tr> </table>	Yes [1]		Lack of qualification/ experience of employees																																																										
Yes [1]																																																													
Lack of qualification/ experience of employees																																																													
<table border="1"> <thead> <tr> <th colspan="10">Time span of variable</th> </tr> </thead> <tbody> <tr><td>1980</td><td>1981</td><td>1982</td><td>1983</td><td>1984</td><td>1985</td><td>1986</td><td>1987</td><td>1988</td><td>1989</td></tr> <tr><td>1990</td><td>1991</td><td>1992</td><td>1993</td><td>1994</td><td>1995</td><td>1996</td><td>1997</td><td>1998</td><td>1999</td></tr> <tr><td>2000</td><td>2001</td><td>2002</td><td>2003</td><td>2004</td><td>2005</td><td>2006</td><td>2007</td><td>2008</td><td>2009</td></tr> <tr><td>2010</td><td>2011</td><td>2012</td><td>2013</td><td>2014</td><td>2015</td><td>2016</td><td>2017</td><td>2018</td><td>2019</td></tr> <tr><td>2020</td><td>2021</td><td>2022</td><td>2023</td><td>2024</td><td>2025</td><td>2026</td><td>2027</td><td>2028</td><td>2029</td></tr> </tbody> </table>		Time span of variable										1980	1981	1982	1983	1984	1985	1986	1987	1988	1989	1990	1991	1992	1993	1994	1995	1996	1997	1998	1999	2000	2001	2002	2003	2004	2005	2006	2007	2008	2009	2010	2011	2012	2013	2014	2015	2016	2017	2018	2019	2020	2021	2022	2023	2024	2025	2026	2027	2028	2029
Time span of variable																																																													
1980	1981	1982	1983	1984	1985	1986	1987	1988	1989																																																				
1990	1991	1992	1993	1994	1995	1996	1997	1998	1999																																																				
2000	2001	2002	2003	2004	2005	2006	2007	2008	2009																																																				
2010	2011	2012	2013	2014	2015	2016	2017	2018	2019																																																				
2020	2021	2022	2023	2024	2025	2026	2027	2028	2029																																																				

No.	Name	Label	Survey period	Survey frequency
3.92)	dl_fop_entry	foreign operations challenge: entry barrier	West and East 08/2018	once

Wording of question

Aug 18	Further Information																																																												
<p>What aspects prevent or complicate foreign operations of your company?</p> <table border="1"> <tr> <td>Yes [1]</td> <td></td> </tr> <tr> <td>barrier to market access</td> <td></td> </tr> </table>	Yes [1]		barrier to market access																																																										
Yes [1]																																																													
barrier to market access																																																													
<table border="1"> <thead> <tr> <th colspan="10">Time span of variable</th> </tr> </thead> <tbody> <tr><td>1980</td><td>1981</td><td>1982</td><td>1983</td><td>1984</td><td>1985</td><td>1986</td><td>1987</td><td>1988</td><td>1989</td></tr> <tr><td>1990</td><td>1991</td><td>1992</td><td>1993</td><td>1994</td><td>1995</td><td>1996</td><td>1997</td><td>1998</td><td>1999</td></tr> <tr><td>2000</td><td>2001</td><td>2002</td><td>2003</td><td>2004</td><td>2005</td><td>2006</td><td>2007</td><td>2008</td><td>2009</td></tr> <tr><td>2010</td><td>2011</td><td>2012</td><td>2013</td><td>2014</td><td>2015</td><td>2016</td><td>2017</td><td>2018</td><td>2019</td></tr> <tr><td>2020</td><td>2021</td><td>2022</td><td>2023</td><td>2024</td><td>2025</td><td>2026</td><td>2027</td><td>2028</td><td>2029</td></tr> </tbody> </table>		Time span of variable										1980	1981	1982	1983	1984	1985	1986	1987	1988	1989	1990	1991	1992	1993	1994	1995	1996	1997	1998	1999	2000	2001	2002	2003	2004	2005	2006	2007	2008	2009	2010	2011	2012	2013	2014	2015	2016	2017	2018	2019	2020	2021	2022	2023	2024	2025	2026	2027	2028	2029
Time span of variable																																																													
1980	1981	1982	1983	1984	1985	1986	1987	1988	1989																																																				
1990	1991	1992	1993	1994	1995	1996	1997	1998	1999																																																				
2000	2001	2002	2003	2004	2005	2006	2007	2008	2009																																																				
2010	2011	2012	2013	2014	2015	2016	2017	2018	2019																																																				
2020	2021	2022	2023	2024	2025	2026	2027	2028	2029																																																				

2020	2021	2022	2023	2024	2025	2026	2027	2028	2029
------	------	------	------	------	------	------	------	------	------

No.	Name	Label	Survey period	Survey frequency
3.93)	dl_fop_dem	foreign operations challenge: no demand	West and East 08/2018	once

Wording of question

<p>Aug 18</p> <p>What aspects prevent or complicate foreign operations of your company?</p> <table border="1"> <tr> <td>no demand for our offer</td> <td>Yes [1]</td> </tr> </table>	no demand for our offer	Yes [1]	Further Information
no demand for our offer	Yes [1]		

Time span of variable

1980	1981	1982	1983	1984	1985	1986	1987	1988	1989
1990	1991	1992	1993	1994	1995	1996	1997	1998	1999
2000	2001	2002	2003	2004	2005	2006	2007	2008	2009
2010	2011	2012	2013	2014	2015	2016	2017	2018	2019
2020	2021	2022	2023	2024	2025	2026	2027	2028	2029

No.	Name	Label	Survey period	Survey frequency
3.94)	dl_fop_ip	foreign operations challenge: protection intellectual property	West and East 08/2018	once

Wording of question

<p>Aug 18</p> <p>What aspects prevent or complicate foreign operations of your company?</p> <table border="1"> <tr> <td>lack of protection of intellectual property / data</td> <td>Yes [1]</td> </tr> </table>	lack of protection of intellectual property / data	Yes [1]	Further Information
lack of protection of intellectual property / data	Yes [1]		

Time span of variable

1980	1981	1982	1983	1984	1985	1986	1987	1988	1989
1990	1991	1992	1993	1994	1995	1996	1997	1998	1999
2000	2001	2002	2003	2004	2005	2006	2007	2008	2009
2010	2011	2012	2013	2014	2015	2016	2017	2018	2019
2020	2021	2022	2023	2024	2025	2026	2027	2028	2029

No.	Name	Label	Survey period	Survey frequency
3.95)	dl_fop_stand	foreign operations challenge: different standards	West and East 08/2018	once

Wording of question

<p>Aug 18</p> <p>What aspects prevent or complicate foreign operations of your company?</p>	Further Information
--	---------------------

<table border="1"> <tr> <td colspan="2">different standards / norms abroad</td> <td>Yes [1]</td> <td colspan="7"></td> </tr> </table>										different standards / norms abroad		Yes [1]							
different standards / norms abroad		Yes [1]																	
Time span of variable																			
1980	1981	1982	1983	1984	1985	1986	1987	1988	1989										
1990	1991	1992	1993	1994	1995	1996	1997	1998	1999										
2000	2001	2002	2003	2004	2005	2006	2007	2008	2009										
2010	2011	2012	2013	2014	2015	2016	2017	2018	2019										
2020	2021	2022	2023	2024	2025	2026	2027	2028	2029										

No.	Name	Label	Survey period	Survey frequency
-----	------	-------	---------------	------------------

3.96)	dl_fop_cultb	foreign operations challenge: cultural/language barriers	West and East 08/2018	once
-------	--------------	--	-----------------------	------

Wording of question

Aug 18	Further Information			
<p>What aspects prevent or complicate foreign operations of your company?</p> <table border="1"> <tr> <td colspan="2">cultural / language barriers</td> <td>Yes [1]</td> </tr> </table>	cultural / language barriers		Yes [1]	
cultural / language barriers		Yes [1]		

Time span of variable

1980	1981	1982	1983	1984	1985	1986	1987	1988	1989
1990	1991	1992	1993	1994	1995	1996	1997	1998	1999
2000	2001	2002	2003	2004	2005	2006	2007	2008	2009
2010	2011	2012	2013	2014	2015	2016	2017	2018	2019
2020	2021	2022	2023	2024	2025	2026	2027	2028	2029

No.	Name	Label	Survey period	Survey frequency
-----	------	-------	---------------	------------------

3.97)	dl_fop_oth	foreign operations challenge: other	West and East 08/2018	once
-------	------------	-------------------------------------	-----------------------	------

Wording of question

Aug 18	Further Information			
<p>What aspects prevent or complicate foreign operations of your company?</p> <table border="1"> <tr> <td colspan="2">Others: _____</td> <td>Yes [1]</td> </tr> </table>	Others: _____		Yes [1]	<p>These comments are not part of the KT-Dataset. For access they have to be requested at EBDC, separately.</p>
Others: _____		Yes [1]		

Time span of variable

1980	1981	1982	1983	1984	1985	1986	1987	1988	1989
1990	1991	1992	1993	1994	1995	1996	1997	1998	1999

2000	2001	2002	2003	2004	2005	2006	2007	2008	2009
2010	2011	2012	2013	2014	2015	2016	2017	2018	2019
2020	2021	2022	2023	2024	2025	2026	2027	2028	2029

No.	Name	Label	Survey period	Survey frequency
3.98)	dl_found	founding year	West and East 09/2018	once

Wording of question

Sep 18	Further information
In which year was your company / business founded?	

Time span of variable

1980	1981	1982	1983	1984	1985	1986	1987	1988	1989
1990	1991	1992	1993	1994	1995	1996	1997	1998	1999
2000	2001	2002	2003	2004	2005	2006	2007	2008	2009
2010	2011	2012	2013	2014	2015	2016	2017	2018	2019
2020	2021	2022	2023	2024	2025	2026	2027	2028	2029

No.	Name	Label	Survey period	Survey frequency
3.99)	dl_forsales	sales: % in foreign country	West and East 09/2018	once

Wording of question

Sep 18	Further information
How many percent of your sales does your company / business make abroad?	

Time span of variable

1980	1981	1982	1983	1984	1985	1986	1987	1988	1989
1990	1991	1992	1993	1994	1995	1996	1997	1998	1999
2000	2001	2002	2003	2004	2005	2006	2007	2008	2009
2010	2011	2012	2013	2014	2015	2016	2017	2018	2019
2020	2021	2022	2023	2024	2025	2026	2027	2028	2029

No.	Name	Label	Survey period	Survey frequency
3.100)	dl_invit_dj	investment in Software/database this year	West and east since 11/2018	May, Nov.

Wording of question

Nov 18	Further information
Special question investments	20XX = last year

(only in May and November)																																																													
<table border="1"> <tr><td colspan="2" style="text-align: center;">Total investments</td></tr> <tr><td colspan="2" style="text-align: center;">-Software/ Datenbases</td></tr> <tr><td style="text-align: center;">+ [1]</td></tr> <tr><td style="text-align: center;">= [2]</td></tr> <tr><td style="text-align: center;">- [3]</td></tr> </table>										Total investments		-Software/ Datenbases		+ [1]	= [2]	- [3]	20WW = this year																																												
										Total investments																																																			
										-Software/ Datenbases																																																			
										+ [1]																																																			
= [2]																																																													
- [3]																																																													
3.21)	dl_invest_lj	3.22)	dl_invcon_lj	3.23)	dl_inveq_lj	3.24)	dl_invest_dj	3.25)	dl_invcon_dj	3.26)	dl_inveq_dj	3.27)	dl_invest_nj	3.28)	dl_invcon_nj	3.29)	dl_inveq_nj	3.134)	dl_invit_lj																																										
<p>In the current year our investments (20WW** compared to 20XX**)</p>																																																													
<p>Time span of variable</p> <table border="1"> <tr><td>1980</td><td>1981</td><td>1982</td><td>1983</td><td>1984</td><td>1985</td><td>1986</td><td>1987</td><td>1988</td><td>1989</td></tr> <tr><td>1990</td><td>1991</td><td>1992</td><td>1993</td><td>1994</td><td>1995</td><td>1996</td><td>1997</td><td>1998</td><td>1999</td></tr> <tr><td>2000</td><td>2001</td><td>2002</td><td>2003</td><td>2004</td><td>2005</td><td>2006</td><td>2007</td><td>2008</td><td>2009</td></tr> <tr><td>2010</td><td>2011</td><td>2012</td><td>2013</td><td>2014</td><td>2015</td><td>2016</td><td>2017</td><td>2018</td><td>2019</td></tr> <tr><td>2020</td><td>2021</td><td>2022</td><td>2023</td><td>2024</td><td>2025</td><td>2026</td><td>2027</td><td>2028</td><td>2029</td></tr> </table>										1980	1981	1982	1983	1984	1985	1986	1987	1988	1989	1990	1991	1992	1993	1994	1995	1996	1997	1998	1999	2000	2001	2002	2003	2004	2005	2006	2007	2008	2009	2010	2011	2012	2013	2014	2015	2016	2017	2018	2019	2020	2021	2022	2023	2024	2025	2026	2027	2028	2029	<p>Label in data set: += increased [1] == not changed [2] -= decreased [3]</p>	
1980	1981	1982	1983	1984	1985	1986	1987	1988	1989																																																				
1990	1991	1992	1993	1994	1995	1996	1997	1998	1999																																																				
2000	2001	2002	2003	2004	2005	2006	2007	2008	2009																																																				
2010	2011	2012	2013	2014	2015	2016	2017	2018	2019																																																				
2020	2021	2022	2023	2024	2025	2026	2027	2028	2029																																																				

No.	Name	Label	Survey period	Survey frequency
3.101)	dl_invit_nj	investment in Software/database next year	West and east since 11/2018	May, Nov.

Wording of question

Nov 18																																																													
<p>Special question investments (only in May and November)</p> <table border="1"> <tr><td colspan="2" style="text-align: center;">Total investments</td></tr> <tr><td colspan="2" style="text-align: center;">-Software/ Datenbases</td></tr> <tr><td style="text-align: center;">+ [1]</td></tr> <tr><td style="text-align: center;">= [2]</td></tr> <tr><td style="text-align: center;">- [3]</td></tr> </table>										Total investments		-Software/ Datenbases		+ [1]	= [2]	- [3]	20YY = next 20WW = this year																																												
Total investments																																																													
-Software/ Datenbases																																																													
+ [1]																																																													
= [2]																																																													
- [3]																																																													
3.21)	dl_invest_lj	3.22)	dl_invcon_lj	3.23)	dl_inveq_lj	3.24)	dl_invest_dj	3.25)	dl_invcon_dj	3.26)	dl_inveq_dj	3.27)	dl_invest_nj	3.28)	dl_invcon_nj	3.29)	dl_inveq_nj	3.134)	dl_invit_lj																																										
<p>Next year our investments will likely be (20YY** compared to 20WW**)</p>																																																													
<p>Time span of variable</p> <table border="1"> <tr><td>1980</td><td>1981</td><td>1982</td><td>1983</td><td>1984</td><td>1985</td><td>1986</td><td>1987</td><td>1988</td><td>1989</td></tr> <tr><td>1990</td><td>1991</td><td>1992</td><td>1993</td><td>1994</td><td>1995</td><td>1996</td><td>1997</td><td>1998</td><td>1999</td></tr> <tr><td>2000</td><td>2001</td><td>2002</td><td>2003</td><td>2004</td><td>2005</td><td>2006</td><td>2007</td><td>2008</td><td>2009</td></tr> <tr><td>2010</td><td>2011</td><td>2012</td><td>2013</td><td>2014</td><td>2015</td><td>2016</td><td>2017</td><td>2018</td><td>2019</td></tr> <tr><td>2020</td><td>2021</td><td>2022</td><td>2023</td><td>2024</td><td>2025</td><td>2026</td><td>2027</td><td>2028</td><td>2029</td></tr> </table>										1980	1981	1982	1983	1984	1985	1986	1987	1988	1989	1990	1991	1992	1993	1994	1995	1996	1997	1998	1999	2000	2001	2002	2003	2004	2005	2006	2007	2008	2009	2010	2011	2012	2013	2014	2015	2016	2017	2018	2019	2020	2021	2022	2023	2024	2025	2026	2027	2028	2029	<p>Label in data set: += increased [1] == not changed [2] -= decreased [3]</p>	
1980	1981	1982	1983	1984	1985	1986	1987	1988	1989																																																				
1990	1991	1992	1993	1994	1995	1996	1997	1998	1999																																																				
2000	2001	2002	2003	2004	2005	2006	2007	2008	2009																																																				
2010	2011	2012	2013	2014	2015	2016	2017	2018	2019																																																				
2020	2021	2022	2023	2024	2025	2026	2027	2028	2029																																																				

No.	Name	Label	Survey period	Survey frequency
3.102)	dl_sec_management	sector - questionnaire completed in: management	West East 12/2018	once

Wording of question

since 12/2018													
<p>In which sector of your company/enterprise the questionnaire of the ifo Business Survey will be completed?</p> <table border="1"> <tr> <td>management</td> <td>[1]</td> </tr> </table>										management	[1]	Further information	
management	[1]												

Time span of variable									
1991	1992	1993	1994	1995	1996	1997	1998	1999	2000
2001	2002	2003	2004	2005	2006	2007	2008	2009	2010
2011	2012	2013	2014	2015	2016	2017	2018	2019	2020
2021	2022	2023	2024	2025	2026	2027	2028	2029	2030

No.	Name	Label	Survey period	Survey frequency
3.103)	dl_sec_controlling	sector - questionnaire completed in: controlling	West East 12/2018	once

Wording of question

since 12/2018	Further information								
<p>In which sector of your company/enterprise the questionnaire of the ifo Business Survey will be completed?</p> <p>Finance / Controlling / Accounting [1]</p>									
Time span of variable									
1991	1992	1993	1994	1995	1996	1997	1998	1999	2000
2001	2002	2003	2004	2005	2006	2007	2008	2009	2010
2011	2012	2013	2014	2015	2016	2017	2018	2019	2020
2021	2022	2023	2024	2025	2026	2027	2028	2029	2030

No.	Name	Label	Survey period	Survey frequency
3.104)	dl_sec_marketing	sector - questionnaire completed in: marketing	West East 12/2018	once

Wording of question

since 12/2018	Further information								
<p>In which sector of your company/enterprise the questionnaire of the ifo Business Survey will be completed?</p> <p>Sale / Marketing [1]</p>									
Time span of variable									
1991	1992	1993	1994	1995	1996	1997	1998	1999	2000
2001	2002	2003	2004	2005	2006	2007	2008	2009	2010
2011	2012	2013	2014	2015	2016	2017	2018	2019	2020
2021	2022	2023	2024	2025	2026	2027	2028	2029	2030

No.	Name	Label	Survey period	Survey frequency
3.105)	dl_sec_other	sector - questionnaire completed in: other	West East 12/2018	once

Wording of question

<p>since 12/2018</p> <p>In which sector of your company/enterprise the questionnaire of the ifo Business Survey will be completed?</p> <div style="border: 1px solid black; padding: 2px; margin-top: 10px;"> [1] </div>	<p>Further information</p> <p>These comments are not part of the KT-Dataset. For access they have to be requested at EBDC, seperately.</p>																																								
<p>Time span of variable</p> <table border="1" style="width: 100%; text-align: center;"> <tr><td>1991</td><td>1992</td><td>1993</td><td>1994</td><td>1995</td><td>1996</td><td>1997</td><td>1998</td><td>1999</td><td>2000</td></tr> <tr><td>2001</td><td>2002</td><td>2003</td><td>2004</td><td>2005</td><td>2006</td><td>2007</td><td>2008</td><td>2009</td><td>2010</td></tr> <tr><td>2011</td><td>2012</td><td>2013</td><td>2014</td><td>2015</td><td>2016</td><td>2017</td><td>2018</td><td>2019</td><td>2020</td></tr> <tr><td>2021</td><td>2022</td><td>2023</td><td>2024</td><td>2025</td><td>2026</td><td>2027</td><td>2028</td><td>2029</td><td>2030</td></tr> </table>		1991	1992	1993	1994	1995	1996	1997	1998	1999	2000	2001	2002	2003	2004	2005	2006	2007	2008	2009	2010	2011	2012	2013	2014	2015	2016	2017	2018	2019	2020	2021	2022	2023	2024	2025	2026	2027	2028	2029	2030
1991	1992	1993	1994	1995	1996	1997	1998	1999	2000																																
2001	2002	2003	2004	2005	2006	2007	2008	2009	2010																																
2011	2012	2013	2014	2015	2016	2017	2018	2019	2020																																
2021	2022	2023	2024	2025	2026	2027	2028	2029	2030																																

No.	Name	Label	Survey period	Survey frequency
3.106)	dl_pos_director	position - questionnaire completed by: director	West East 12/2018	once

Wording of question

<p>since 12/2018</p> <p>Which name most likely applies to the position of the usually completing (the questionnaire) person?</p> <div style="border: 1px solid black; padding: 2px; margin-top: 10px;"> [1] </div>	<p>Further information</p>																																								
<p>Time span of variable</p> <table border="1" style="width: 100%; text-align: center;"> <tr><td>1991</td><td>1992</td><td>1993</td><td>1994</td><td>1995</td><td>1996</td><td>1997</td><td>1998</td><td>1999</td><td>2000</td></tr> <tr><td>2001</td><td>2002</td><td>2003</td><td>2004</td><td>2005</td><td>2006</td><td>2007</td><td>2008</td><td>2009</td><td>2010</td></tr> <tr><td>2011</td><td>2012</td><td>2013</td><td>2014</td><td>2015</td><td>2016</td><td>2017</td><td>2018</td><td>2019</td><td>2020</td></tr> <tr><td>2021</td><td>2022</td><td>2023</td><td>2024</td><td>2025</td><td>2026</td><td>2027</td><td>2028</td><td>2029</td><td>2030</td></tr> </table>		1991	1992	1993	1994	1995	1996	1997	1998	1999	2000	2001	2002	2003	2004	2005	2006	2007	2008	2009	2010	2011	2012	2013	2014	2015	2016	2017	2018	2019	2020	2021	2022	2023	2024	2025	2026	2027	2028	2029	2030
1991	1992	1993	1994	1995	1996	1997	1998	1999	2000																																
2001	2002	2003	2004	2005	2006	2007	2008	2009	2010																																
2011	2012	2013	2014	2015	2016	2017	2018	2019	2020																																
2021	2022	2023	2024	2025	2026	2027	2028	2029	2030																																

No.	Name	Label	Survey period	Survey frequency
3.107)	dl_pos_manager	position - questionnaire completed by: manager	West East 12/2018	once


Wording of question

<p>since 12/2018</p> <p>Which name most likely applies to the position of the usually completing (the questionnaire) person?</p> <div style="border: 1px solid black; padding: 2px; margin-top: 10px;"> [1] </div>	<p>Further information</p>																																								
<p>Time span of variable</p> <table border="1" style="width: 100%; text-align: center;"> <tr><td>1991</td><td>1992</td><td>1993</td><td>1994</td><td>1995</td><td>1996</td><td>1997</td><td>1998</td><td>1999</td><td>2000</td></tr> <tr><td>2001</td><td>2002</td><td>2003</td><td>2004</td><td>2005</td><td>2006</td><td>2007</td><td>2008</td><td>2009</td><td>2010</td></tr> <tr><td>2011</td><td>2012</td><td>2013</td><td>2014</td><td>2015</td><td>2016</td><td>2017</td><td>2018</td><td>2019</td><td>2020</td></tr> <tr><td>2021</td><td>2022</td><td>2023</td><td>2024</td><td>2025</td><td>2026</td><td>2027</td><td>2028</td><td>2029</td><td>2030</td></tr> </table>		1991	1992	1993	1994	1995	1996	1997	1998	1999	2000	2001	2002	2003	2004	2005	2006	2007	2008	2009	2010	2011	2012	2013	2014	2015	2016	2017	2018	2019	2020	2021	2022	2023	2024	2025	2026	2027	2028	2029	2030
1991	1992	1993	1994	1995	1996	1997	1998	1999	2000																																
2001	2002	2003	2004	2005	2006	2007	2008	2009	2010																																
2011	2012	2013	2014	2015	2016	2017	2018	2019	2020																																
2021	2022	2023	2024	2025	2026	2027	2028	2029	2030																																

No.	Name	Label	Survey period	Survey frequency																																							
3.108)	dl_pos_teamleader	position - questionnaire completed by: team leader	West East 12/2018	once																																							
Wording of question																																											
<p>since 12/2018</p> <p>Which name most likely applies to the position of the usually completing (the questionnaire) person?</p> <p>Team leader [1]</p>				Further information																																							
Time span of variable																																											
<table border="1"> <tr><td>1991</td><td>1992</td><td>1993</td><td>1994</td><td>1995</td><td>1996</td><td>1997</td><td>1998</td><td>1999</td><td>2000</td></tr> <tr><td>2001</td><td>2002</td><td>2003</td><td>2004</td><td>2005</td><td>2006</td><td>2007</td><td>2008</td><td>2009</td><td>2010</td></tr> <tr><td>2011</td><td>2012</td><td>2013</td><td>2014</td><td>2015</td><td>2016</td><td>2017</td><td>2018</td><td>2019</td><td>2020</td></tr> <tr><td>2021</td><td>2022</td><td>2023</td><td>2024</td><td>2025</td><td>2026</td><td>2027</td><td>2028</td><td>2029</td><td>2030</td></tr> </table>					1991	1992	1993	1994	1995	1996	1997	1998	1999	2000	2001	2002	2003	2004	2005	2006	2007	2008	2009	2010	2011	2012	2013	2014	2015	2016	2017	2018	2019	2020	2021	2022	2023	2024	2025	2026	2027	2028	2029
1991	1992	1993	1994	1995	1996	1997	1998	1999	2000																																		
2001	2002	2003	2004	2005	2006	2007	2008	2009	2010																																		
2011	2012	2013	2014	2015	2016	2017	2018	2019	2020																																		
2021	2022	2023	2024	2025	2026	2027	2028	2029	2030																																		

No.	Name	Label	Survey period	Survey frequency																																							
3.109)	dl_pos_clerk	position - questionnaire completed by: clerk	West East 12/2018	once																																							
Wording of question																																											
<p>since 12/2018</p> <p>Which name most likely applies to the position of the usually completing (the questionnaire) person?</p> <p>Clerk [1]</p>				Further information																																							
Time span of variable																																											
<table border="1"> <tr><td>1991</td><td>1992</td><td>1993</td><td>1994</td><td>1995</td><td>1996</td><td>1997</td><td>1998</td><td>1999</td><td>2000</td></tr> <tr><td>2001</td><td>2002</td><td>2003</td><td>2004</td><td>2005</td><td>2006</td><td>2007</td><td>2008</td><td>2009</td><td>2010</td></tr> <tr><td>2011</td><td>2012</td><td>2013</td><td>2014</td><td>2015</td><td>2016</td><td>2017</td><td>2018</td><td>2019</td><td>2020</td></tr> <tr><td>2021</td><td>2022</td><td>2023</td><td>2024</td><td>2025</td><td>2026</td><td>2027</td><td>2028</td><td>2029</td><td>2030</td></tr> </table>					1991	1992	1993	1994	1995	1996	1997	1998	1999	2000	2001	2002	2003	2004	2005	2006	2007	2008	2009	2010	2011	2012	2013	2014	2015	2016	2017	2018	2019	2020	2021	2022	2023	2024	2025	2026	2027	2028	2029
1991	1992	1993	1994	1995	1996	1997	1998	1999	2000																																		
2001	2002	2003	2004	2005	2006	2007	2008	2009	2010																																		
2011	2012	2013	2014	2015	2016	2017	2018	2019	2020																																		
2021	2022	2023	2024	2025	2026	2027	2028	2029	2030																																		

No.	Name	Label	Survey period	Survey frequency																													
3.110)	dl_pos_other	position - questionnaire completed by: other	West East 12/2018	once																													
Wording of question																																	
<p>since 12/2018</p> <p>Which name most likely applies to the position of the usually completing (the questionnaire) person?</p> <p>Other, description: [1]</p>				Further information																													
Time span of variable																																	
<table border="1"> <tr><td>1991</td><td>1992</td><td>1993</td><td>1994</td><td>1995</td><td>1996</td><td>1997</td><td>1998</td><td>1999</td><td>2000</td></tr> <tr><td>2001</td><td>2002</td><td>2003</td><td>2004</td><td>2005</td><td>2006</td><td>2007</td><td>2008</td><td>2009</td><td>2010</td></tr> <tr><td>2011</td><td>2012</td><td>2013</td><td>2014</td><td>2015</td><td>2016</td><td>2017</td><td>2018</td><td>2019</td><td>2020</td></tr> </table>					1991	1992	1993	1994	1995	1996	1997	1998	1999	2000	2001	2002	2003	2004	2005	2006	2007	2008	2009	2010	2011	2012	2013	2014	2015	2016	2017	2018	2019
1991	1992	1993	1994	1995	1996	1997	1998	1999	2000																								
2001	2002	2003	2004	2005	2006	2007	2008	2009	2010																								
2011	2012	2013	2014	2015	2016	2017	2018	2019	2020																								



No.	Name	Label	Survey period	Survey frequency
-----	------	-------	---------------	------------------

3.111) dl_kap3 potential capacity expansion (annual average) East West ab 01/2019 once

Wording of question

<p>since 01/2019</p> <p>On an annual average, we can typically increase our business activity (in the event of a normal economic situation without congestion or under-utilization) by _____ %.</p>	<p>Further information</p> <p>belongs to dl_kap2 , dl_kap1</p>																				
<p>Time span of variable</p>																					
<table border="1"> <tr> <td>2004</td><td>2005</td><td>2006</td><td>2007</td><td>2008</td><td>2009</td><td>2010</td><td>2011</td><td>2012</td><td>2013</td> </tr> <tr> <td>2014</td><td>2015</td><td>2016</td><td>2017</td><td>2018</td><td>2019</td><td>2020</td><td>2021</td><td>2022</td><td>2023</td> </tr> </table>		2004	2005	2006	2007	2008	2009	2010	2011	2012	2013	2014	2015	2016	2017	2018	2019	2020	2021	2022	2023
2004	2005	2006	2007	2008	2009	2010	2011	2012	2013												
2014	2015	2016	2017	2018	2019	2020	2021	2022	2023												

No.	Name	Label	Survey period	Survey frequency
-----	------	-------	---------------	------------------

3.112) dl_gdp3 real gdp: % change comp. last year (2019 vs 2018) West and East 03/2019 03/2019 and 08/2019

Wording of question

<p>since 3/2019</p> <p>By how many percent do you think the real GDP in Germany will change in the year listed below compared to the respective previous year? (percentage indication with one decimal possible)</p> <p>2019: _____%</p>	<p>Further information</p> <p>related to gdp1 gdp4</p>																																								
<p>Time span of variable</p>																																									
<table border="1"> <tr> <td>1991</td><td>1992</td><td>1993</td><td>1994</td><td>1995</td><td>1996</td><td>1997</td><td>1998</td><td>1999</td><td>2000</td> </tr> <tr> <td>2001</td><td>2002</td><td>2003</td><td>2004</td><td>2005</td><td>2006</td><td>2007</td><td>2008</td><td>2009</td><td>2010</td> </tr> <tr> <td>2011</td><td>2012</td><td>2013</td><td>2014</td><td>2015</td><td>2016</td><td>2017</td><td>2018</td><td>2019</td><td>2020</td> </tr> <tr> <td>2021</td><td>2022</td><td>2023</td><td>2024</td><td>2025</td><td>2026</td><td>2027</td><td>2028</td><td>2029</td><td>2030</td> </tr> </table>		1991	1992	1993	1994	1995	1996	1997	1998	1999	2000	2001	2002	2003	2004	2005	2006	2007	2008	2009	2010	2011	2012	2013	2014	2015	2016	2017	2018	2019	2020	2021	2022	2023	2024	2025	2026	2027	2028	2029	2030
1991	1992	1993	1994	1995	1996	1997	1998	1999	2000																																
2001	2002	2003	2004	2005	2006	2007	2008	2009	2010																																
2011	2012	2013	2014	2015	2016	2017	2018	2019	2020																																
2021	2022	2023	2024	2025	2026	2027	2028	2029	2030																																

No.	Name	Label	Survey period	Survey frequency
-----	------	-------	---------------	------------------

3.113) dl_gdp4 real gdp: % change comp. last year (2020 vs 2019) West and East 03/2019 03/2019 and 08/2019

Wording of question

<p>since 3/2019</p> <p>By how many percent do you think the real GDP in Germany will change in the year listed below compared to the respective previous year? (percentage indication with one decimal possible)</p> <p>2020: _____%</p>	<p>Further information</p> <p>related to gdp1 gdp3</p>																				
<p>Time span of variable</p>																					
<table border="1"> <tr> <td>1991</td><td>1992</td><td>1993</td><td>1994</td><td>1995</td><td>1996</td><td>1997</td><td>1998</td><td>1999</td><td>2000</td> </tr> <tr> <td>2001</td><td>2002</td><td>2003</td><td>2004</td><td>2005</td><td>2006</td><td>2007</td><td>2008</td><td>2009</td><td>2010</td> </tr> </table>		1991	1992	1993	1994	1995	1996	1997	1998	1999	2000	2001	2002	2003	2004	2005	2006	2007	2008	2009	2010
1991	1992	1993	1994	1995	1996	1997	1998	1999	2000												
2001	2002	2003	2004	2005	2006	2007	2008	2009	2010												

2011	2012	2013	2014	2015	2016	2017	2018	2019	2020
								WEST EAST	
2021	2022	2023	2024	2025	2026	2027	2028	2029	2030

No.	Name	Label	Survey period	Survey frequency
3.114)	dl_heat_occ	weather - occurrence: heat wave	West and East 05/2019	once

Wording of question

since 5/2019	Further information only online						
<p>Where there any incidents of extrem weather conditions in the region, where your firm is settled, in the last 10 years ?</p> <table border="1"> <tr> <td></td> <td>Yes [1]</td> <td>No [2]</td> </tr> <tr> <td>Heat wave</td> <td></td> <td></td> </tr> </table>		Yes [1]	No [2]	Heat wave			
	Yes [1]	No [2]					
Heat wave							

Time span of variable

1991	1992	1993	1994	1995	1996	1997	1998	1999	2000
2001	2002	2003	2004	2005	2006	2007	2008	2009	2010
2011	2012	2013	2014	2015	2016	2017	2018	2019	2020
								WEST EAST	
2021	2022	2023	2024	2025	2026	2027	2028	2029	2030

No.	Name	Label	Survey period	Survey frequency
3.115)	dl_cold_occ	weather - occurrence: cold wave	West and East 05/2019	once

Wording of question

since 5/2019	Further information only online						
<p>Where there any incidents of extrem weather conditions in the region, where your firm is settled, in the last 10 years ?</p> <table border="1"> <tr> <td></td> <td>Yes [1]</td> <td>No [2]</td> </tr> <tr> <td>Cold wave</td> <td></td> <td></td> </tr> </table>		Yes [1]	No [2]	Cold wave			
	Yes [1]	No [2]					
Cold wave							

Time span of variable

1991	1992	1993	1994	1995	1996	1997	1998	1999	2000
2001	2002	2003	2004	2005	2006	2007	2008	2009	2010
2011	2012	2013	2014	2015	2016	2017	2018	2019	2020
								WEST EAST	
2021	2022	2023	2024	2025	2026	2027	2028	2029	2030

No.	Name	Label	Survey period	Survey frequency
3.116)	dl_drought_occ	weather - occurrence: Drought	West and East 05/2019	once

Wording of question

since 5/2019	Further information only online			
<p>Where there any incidents of extrem weather conditions in the region, where your firm is settled, in the last 10 years ?</p> <table border="1"> <tr> <td></td> <td>Yes [1]</td> <td>No [2]</td> </tr> </table>		Yes [1]	No [2]	
	Yes [1]	No [2]		

Drought									
Time span of variable									
1991	1992	1993	1994	1995	1996	1997	1998	1999	2000
2001	2002	2003	2004	2005	2006	2007	2008	2009	2010
2011	2012	2013	2014	2015	2016	2017	2018	2019	2020
2021	2022	2023	2024	2025	2026	2027	2028	2029	2030
								WEST	EAST

No.	Name	Label	Survey period	Survey frequency
3.117)	dl_rain_occ	weather - occurrence: heavy rain	West and East 05/2019	once

Wording of question

since 5/2019	Further information only online						
Where there any incidents of extrem weather conditions in the region , where your firm is settled, in the last 10 years ?							
<table border="1"> <tr> <td></td> <td>Yes [1]</td> <td>No [2]</td> </tr> <tr> <td>Heavy rain</td> <td></td> <td></td> </tr> </table>		Yes [1]	No [2]	Heavy rain			
	Yes [1]	No [2]					
Heavy rain							

Time span of variable

1991	1992	1993	1994	1995	1996	1997	1998	1999	2000
2001	2002	2003	2004	2005	2006	2007	2008	2009	2010
2011	2012	2013	2014	2015	2016	2017	2018	2019	2020
2021	2022	2023	2024	2025	2026	2027	2028	2029	2030
								WEST	EAST

No.	Name	Label	Survey period	Survey frequency
3.118)	dl_storm_occ	weather - occurrence: storms	West and East 05/2019	once

Wording of question

since 5/2019	Further information only online						
Where there any incidents of extrem weather conditions in the region , where your firm is settled, in the last 10 years ?							
<table border="1"> <tr> <td></td> <td>Yes [1]</td> <td>No [2]</td> </tr> <tr> <td>Storms</td> <td></td> <td></td> </tr> </table>		Yes [1]	No [2]	Storms			
	Yes [1]	No [2]					
Storms							

Time span of variable

1991	1992	1993	1994	1995	1996	1997	1998	1999	2000
2001	2002	2003	2004	2005	2006	2007	2008	2009	2010
2011	2012	2013	2014	2015	2016	2017	2018	2019	2020
2021	2022	2023	2024	2025	2026	2027	2028	2029	2030
								WEST	EAST

No.	Name	Label	Survey period	Survey frequency
-----	------	-------	---------------	------------------

3.119) dl_heat_imp weather - impact: heatwaves West and East 05/2019 once

Wording of question

since 5/2019	Further information only online		
Did these extreme weather conditions have an impact on the value added of your firm?			
	Positive [1]	None [2]	Negative [3]
Heatwaves			

Time span of variable

1991	1992	1993	1994	1995	1996	1997	1998	1999	2000
2001	2002	2003	2004	2005	2006	2007	2008	2009	2010
2011	2012	2013	2014	2015	2016	2017	2018	2019	2020
2021	2022	2023	2024	2025	2026	2027	2028	2029	2030

WEST
EAST

No.	Name	Label	Survey period	Survey frequency
-----	------	-------	---------------	------------------

3.120) dl_cold_imp weather - impact: coldwaves West and East 05/2019 once

Wording of question

since 5/2019	Further information only online		
Did these extreme weather conditions have an impact on the value added of your firm?			
	Positive [1]	None [2]	Negative [3]
Coldwaves			

Time span of variable

1991	1992	1993	1994	1995	1996	1997	1998	1999	2000
2001	2002	2003	2004	2005	2006	2007	2008	2009	2010
2011	2012	2013	2014	2015	2016	2017	2018	2019	2020
2021	2022	2023	2024	2025	2026	2027	2028	2029	2030

WEST
EAST

No.	Name	Label	Survey period	Survey frequency
-----	------	-------	---------------	------------------

3.121) dl_drought_imp weather - impact: drought West and East 05/2019 once

Wording of question

since 5/2019	Further information only online		
Did these extreme weather conditions have an impact on the value added of your firm?			
	Positive [1]	None [2]	Negative [3]
Drought			

Time span of variable

1991	1992	1993	1994	1995	1996	1997	1998	1999	2000
2001	2002	2003	2004	2005	2006	2007	2008	2009	2010
2011	2012	2013	2014	2015	2016	2017	2018	2019	2020
2021	2022	2023	2024	2025	2026	2027	2028	2029	2030

No.	Name	Label	Survey period	Survey frequency
-----	------	-------	---------------	------------------

3.122)	dl_rain_imp	weather - impact: heavy rain	West and East 05/2019	once
--------	-------------	------------------------------	-----------------------	------

Wording of question

<p>since 5/2019</p> <p>Did these extreme weather conditions have an impact on the value added of your firm?</p> <table border="1"> <tr> <td></td> <td>Positive [1]</td> <td>None [2]</td> <td>Negative [3]</td> </tr> <tr> <td>Heavy rain</td> <td></td> <td></td> <td></td> </tr> </table>		Positive [1]	None [2]	Negative [3]	Heavy rain				Further information only online
	Positive [1]	None [2]	Negative [3]						
Heavy rain									

Time span of variable

1991	1992	1993	1994	1995	1996	1997	1998	1999	2000
2001	2002	2003	2004	2005	2006	2007	2008	2009	2010
2011	2012	2013	2014	2015	2016	2017	2018	2019	2020
2021	2022	2023	2024	2025	2026	2027	2028	2029	2030

No.	Name	Label	Survey period	Survey frequency
-----	------	-------	---------------	------------------

3.123)	dl_storm_imp	weather - impact: storms	West and East 05/2019	once
--------	--------------	--------------------------	-----------------------	------

Wording of question

<p>since 5/2019</p> <p>Did these extreme weather conditions have an impact on the value added of your firm?</p> <table border="1"> <tr> <td></td> <td>Positive [1]</td> <td>None [2]</td> <td>Negative [3]</td> </tr> <tr> <td>Storms</td> <td></td> <td></td> <td></td> </tr> </table>		Positive [1]	None [2]	Negative [3]	Storms				Further information only online
	Positive [1]	None [2]	Negative [3]						
Storms									

Time span of variable

1991	1992	1993	1994	1995	1996	1997	1998	1999	2000
2001	2002	2003	2004	2005	2006	2007	2008	2009	2010
2011	2012	2013	2014	2015	2016	2017	2018	2019	2020
2021	2022	2023	2024	2025	2026	2027	2028	2029	2030

No.	Name	Label	Survey period	Survey frequency
-----	------	-------	---------------	------------------

3.124)	dl_heat_inc	weather - incidence and intensity: heatwaves	West and East 05/2019	once
--------	-------------	--	-----------------------	------

Wording of question

since 5/2019				Further information only online					
Does your firm expect any change in the frequency or intensity of certain extreme weather conditions ?									
		Increase [1]	No change [2]	Decrease [3]					
Heatwaves									

Time span of variable

1991	1992	1993	1994	1995	1996	1997	1998	1999	2000
2001	2002	2003	2004	2005	2006	2007	2008	2009	2010
2011	2012	2013	2014	2015	2016	2017	2018	2019	2020
2021	2022	2023	2024	2025	2026	2027	2028	2029	2030

No.	Name	Label	Survey period	Survey frequency
3.125)	dl_cold_inc	weather - incidence and intensity: coldwaves	West and East 05/2019	once

Wording of question

since 5/2019				Further information only online					
Does your firm expect any change in the frequency or intensity of certain extreme weather conditions ?									
		Increase [1]	No change [2]	Decrease [3]					
Coldwaves									

Time span of variable

1991	1992	1993	1994	1995	1996	1997	1998	1999	2000
2001	2002	2003	2004	2005	2006	2007	2008	2009	2010
2011	2012	2013	2014	2015	2016	2017	2018	2019	2020
2021	2022	2023	2024	2025	2026	2027	2028	2029	2030

No.	Name	Label	Survey period	Survey frequency
3.126)	dl_drought_inc	weather - incidence and intensity: drought	West and East 05/2019	once

Wording of question

since 5/2019				Further information only online					
Does your firm expect any change in the frequency or intensity of certain extreme weather conditions ?									
		Increase [1]	No change [2]	Decrease [3]					
Drought									

Time span of variable

1991	1992	1993	1994	1995	1996	1997	1998	1999	2000
2001	2002	2003	2004	2005	2006	2007	2008	2009	2010

2011	2012	2013	2014	2015	2016	2017	2018	2019	2020
								WEST EAST	
2021	2022	2023	2024	2025	2026	2027	2028	2029	2030

No.	Name	Label	Survey period	Survey frequency
-----	------	-------	---------------	------------------

3.127) **dl_rain_inc** weather - incidence and intensity: heavy rain West and East 05/2019 once

Wording of question

since 5/2019	Does your firm expect any change in the frequency or intensity of certain extreme weather conditions ?			Further information only online
	Increase [1]	No change [2]	Decrease [3]	
Heavy rain				

Time span of variable

1991	1992	1993	1994	1995	1996	1997	1998	1999	2000
2001	2002	2003	2004	2005	2006	2007	2008	2009	2010
2011	2012	2013	2014	2015	2016	2017	2018	2019	2020
								WEST EAST	
2021	2022	2023	2024	2025	2026	2027	2028	2029	2030

No.	Name	Label	Survey period	Survey frequency
-----	------	-------	---------------	------------------

3.128) **dl_storm_inc** weather - incidence and intensity: storms West and East 05/2019 once

Wording of question

since 5/2019	Does your firm expect any change in the frequency or intensity of certain extreme weather conditions ?			Further information only online
	Increase [1]	No change [2]	Decrease [3]	
Storms				

Time span of variable

1991	1992	1993	1994	1995	1996	1997	1998	1999	2000
2001	2002	2003	2004	2005	2006	2007	2008	2009	2010
2011	2012	2013	2014	2015	2016	2017	2018	2019	2020
								WEST EAST	
2021	2022	2023	2024	2025	2026	2027	2028	2029	2030

No.	Name	Label	Survey period	Survey frequency
-----	------	-------	---------------	------------------

3.129) **dl_heat_prep** weather - prepared: heatwaves West and East 05/2019 once

Wording of question

since 5/2019	Is your firm currently prepared for possibly negative consequences of extreme weather conditions (e.g., by supplementary insurances, reserves, technical arrangements, other measures)?	Further information only online
--------------	---	---------------------------------

--	--	--	--	--	--

No.	Name	Label	Survey period	Survey frequency
-----	------	-------	---------------	------------------

3.132)	dl_rain_prep	weather - prepared: Heavy rain	West and East 05/2019	once
--------	--------------	--------------------------------	-----------------------	------

Wording of question

<p>since 5/2019</p> <p>Is your firm currently prepared for possibly negative consequences of extreme weather conditions (e.g., by supplementary insurances, reserves, technical arrangements, other measures)?</p> <table border="1"> <tr> <td></td> <td>Yes [1]</td> <td>No [2]</td> <td>Not necessary [3]</td> </tr> <tr> <td>Heavy rain</td> <td></td> <td></td> <td></td> </tr> </table>		Yes [1]	No [2]	Not necessary [3]	Heavy rain				<p>Further information only online</p>																																
	Yes [1]	No [2]	Not necessary [3]																																						
Heavy rain																																									
<p>Time span of variable</p> <table border="1"> <tr><td>1991</td><td>1992</td><td>1993</td><td>1994</td><td>1995</td><td>1996</td><td>1997</td><td>1998</td><td>1999</td><td>2000</td></tr> <tr><td>2001</td><td>2002</td><td>2003</td><td>2004</td><td>2005</td><td>2006</td><td>2007</td><td>2008</td><td>2009</td><td>2010</td></tr> <tr><td>2011</td><td>2012</td><td>2013</td><td>2014</td><td>2015</td><td>2016</td><td>2017</td><td>2018</td><td>2019</td><td>2020</td></tr> <tr><td>2021</td><td>2022</td><td>2023</td><td>2024</td><td>2025</td><td>2026</td><td>2027</td><td>2028</td><td>2029</td><td>2030</td></tr> </table>		1991	1992	1993	1994	1995	1996	1997	1998	1999	2000	2001	2002	2003	2004	2005	2006	2007	2008	2009	2010	2011	2012	2013	2014	2015	2016	2017	2018	2019	2020	2021	2022	2023	2024	2025	2026	2027	2028	2029	2030
1991	1992	1993	1994	1995	1996	1997	1998	1999	2000																																
2001	2002	2003	2004	2005	2006	2007	2008	2009	2010																																
2011	2012	2013	2014	2015	2016	2017	2018	2019	2020																																
2021	2022	2023	2024	2025	2026	2027	2028	2029	2030																																

No.	Name	Label	Survey period	Survey frequency
-----	------	-------	---------------	------------------

3.133)	dl_storm_prep	weather - prepared: storms	West and East 05/2019	once
--------	---------------	----------------------------	-----------------------	------

Wording of question

<p>since 5/2019</p> <p>Is your firm currently prepared for possibly negative consequences of extreme weather conditions (e.g., by supplementary insurances, reserves, technical arrangements, other measures)?</p> <table border="1"> <tr> <td></td> <td>Yes [1]</td> <td>No [2]</td> <td>Not necessary [3]</td> </tr> <tr> <td>Storms</td> <td></td> <td></td> <td></td> </tr> </table>		Yes [1]	No [2]	Not necessary [3]	Storms				<p>Further information only online</p>																																
	Yes [1]	No [2]	Not necessary [3]																																						
Storms																																									
<p>Time span of variable</p> <table border="1"> <tr><td>1991</td><td>1992</td><td>1993</td><td>1994</td><td>1995</td><td>1996</td><td>1997</td><td>1998</td><td>1999</td><td>2000</td></tr> <tr><td>2001</td><td>2002</td><td>2003</td><td>2004</td><td>2005</td><td>2006</td><td>2007</td><td>2008</td><td>2009</td><td>2010</td></tr> <tr><td>2011</td><td>2012</td><td>2013</td><td>2014</td><td>2015</td><td>2016</td><td>2017</td><td>2018</td><td>2019</td><td>2020</td></tr> <tr><td>2021</td><td>2022</td><td>2023</td><td>2024</td><td>2025</td><td>2026</td><td>2027</td><td>2028</td><td>2029</td><td>2030</td></tr> </table>		1991	1992	1993	1994	1995	1996	1997	1998	1999	2000	2001	2002	2003	2004	2005	2006	2007	2008	2009	2010	2011	2012	2013	2014	2015	2016	2017	2018	2019	2020	2021	2022	2023	2024	2025	2026	2027	2028	2029	2030
1991	1992	1993	1994	1995	1996	1997	1998	1999	2000																																
2001	2002	2003	2004	2005	2006	2007	2008	2009	2010																																
2011	2012	2013	2014	2015	2016	2017	2018	2019	2020																																
2021	2022	2023	2024	2025	2026	2027	2028	2029	2030																																

No.	Name	Label	Survey period	Survey frequency
-----	------	-------	---------------	------------------

3.134)	dl_invst_lj	investment in Software/database last year	West and east since 11/2018	May
--------	-------------	---	-----------------------------	-----

Wording of question

<p>May 2019</p> <p>Special question investments (only in May and November)</p> <table border="1"> <tr><td colspan="2">Total investments</td></tr> <tr><td colspan="2">-Software/ Datenbases</td></tr> <tr><td colspan="2">+ [1]</td></tr> </table>	Total investments		-Software/ Datenbases		+ [1]		<p>Further information</p> <p>20YY = previous year 20WW = preprevious year e.g. if question was in 2019: 20YY=2018 and 20WW=2017</p> <p>3.21) dl_invst_lj 3.22) dl_invcon_lj 3.23) dl_inveq_lj</p>
Total investments							
-Software/ Datenbases							
+ [1]							

Last year our investments were (20Y** compared to 20WW**)	= [2]	3.24) dl_invest_dj 3.25) dl_invcon_dj 3.26) dl_inveq_dj 3.27) dl_invest_nj 3.28) dl_invcon_nj 3.29) dl_inveq_nj 3.100) dl_invit_dj 3.101) dl_invit_nj							
	- [3]								
Time span of variable		Label in data set: + = increased [1] = = not changed [2] - = decreased [3]							
1980	1981	1982	1983	1984	1985	1986	1987	1988	1989
1990	1991	1992	1993	1994	1995	1996	1997	1998	1999
2000	2001	2002	2003	2004	2005	2006	2007	2008	2009
2010	2011	2012	2013	2014	2015	2016	2017	2018	2019
								WEST	EAST
2020	2021	2022	2023	2024	2025	2026	2027	2028	2029

No.	Name	Label	Survey period	Survey frequency
3.135)	dl_csal_lq	percentage change of sales in field xy - last quarter	West and East since 01/2019	quarterly survey

Wording of question

<p>since 01/2019</p> <p>By what percentage did your sales change in quartal "i"*</p> <p>change by: <input type="text"/> % (please insert positive or negative integral numbers) [1]</p> <p>I don't know [3] <input type="text"/></p>	<p>Further information</p> <p>Percentage change of sales in field XY - last quarter</p> <p>**"i" either denotes the previous quarter or the current quarter</p> <p>Example:</p> <p>If the question was posed at the beginning of the fourth quarter the the question refers to the previous third quarter. If it is posed at the end of the second quarter, it refers to the second quarter</p> <p>Further notes:</p> <p>[1] = A value was stated</p> <p>[3] = "I don't know" was stated</p>								
Time span of variable									
1980	1981	1982	1983	1984	1985	1986	1987	1988	1989
1990	1991	1992	1993	1994	1995	1996	1997	1998	1999
2000	2001	2002	2003	2004	2005	2006	2007	2008	2009
2010	2011	2012	2013	2014	2015	2016	2017	2018	2019
								WEST	EAST
2020	2021	2022	2023	2024	2025	2026	2027	2028	2029

No.	Name	Label	Survey period	Survey frequency
3.136)	dl_csal_lq_v	values: percentage change of sales in field xy - last quarter	West and East since 01/2019	quarterly survey

Wording of question

<p>since 01/2019</p> <p>By what percentage did your sales change in quartal "i"*</p> <p>change by: <input type="text"/> % (please insert positive or negative integral numbers)</p>	<p>Further information</p> <p>Values: percentage change of sales in field XY - last quarter</p> <p>**"i" either denotes the previous quarter or the current quarter</p> <p>Example:</p> <p>If the question was posed at the beginning of the fourth quarter the the question refers to the previous third quarter. If it is posed at the end of the second quarter, it refers to the second quarter</p>								
Time span of variable									
1980	1981	1982	1983	1984	1985	1986	1987	1988	1989

1990	1991	1992	1993	1994	1995	1996	1997	1998	1999
2000	2001	2002	2003	2004	2005	2006	2007	2008	2009
2010	2011	2012	2013	2014	2015	2016	2017	2018	2019
								WEST	
								EAST	
2020	2021	2022	2023	2024	2025	2026	2027	2028	2029

No.	Name	Label	Survey period	Survey frequency
-----	------	-------	---------------	------------------

3.137) dl_csal_nqbc best case/percentage change of sales in field xy - next quarter West and East since 01/2019 quarterly survey

Wording of question

<p>since 01/2019</p> <p>By what percentage are your sales going to change in quarter "k"?</p> <p>best case: <input type="text"/> % (please insert positive or negative integral numbers) [1]</p> <p>I don't know [3] <input type="text"/></p>	<p>Further information</p> <p>Change of sales in field XY next quarter (best case)</p> <p>**"k" either denotes the following quarter or the current quarter</p> <p>Example:</p> <p>If the question was posed at the end of the fourth quarter, the the question refers to the following first quarter. If it is posed at the beginning of the second quarter it refers to the second quarter</p> <p>Further notes:</p> <p>[1] = A value was stated</p> <p>[3] = "I don't know" was stated</p>																																																																						
<p>Time span of variable</p>																																																																							
<table border="1"> <tr><td>1980</td><td>1981</td><td>1982</td><td>1983</td><td>1984</td><td>1985</td><td>1986</td><td>1987</td><td>1988</td><td>1989</td></tr> <tr><td>1990</td><td>1991</td><td>1992</td><td>1993</td><td>1994</td><td>1995</td><td>1996</td><td>1997</td><td>1998</td><td>1999</td></tr> <tr><td>2000</td><td>2001</td><td>2002</td><td>2003</td><td>2004</td><td>2005</td><td>2006</td><td>2007</td><td>2008</td><td>2009</td></tr> <tr><td>2010</td><td>2011</td><td>2012</td><td>2013</td><td>2014</td><td>2015</td><td>2016</td><td>2017</td><td>2018</td><td>2019</td></tr> <tr><td></td><td></td><td></td><td></td><td></td><td></td><td></td><td></td><td>WEST</td><td></td></tr> <tr><td></td><td></td><td></td><td></td><td></td><td></td><td></td><td></td><td>EAST</td><td></td></tr> <tr><td>2020</td><td>2021</td><td>2022</td><td>2023</td><td>2024</td><td>2025</td><td>2026</td><td>2027</td><td>2028</td><td>2029</td></tr> </table>	1980	1981	1982	1983	1984	1985	1986	1987	1988	1989	1990	1991	1992	1993	1994	1995	1996	1997	1998	1999	2000	2001	2002	2003	2004	2005	2006	2007	2008	2009	2010	2011	2012	2013	2014	2015	2016	2017	2018	2019									WEST										EAST		2020	2021	2022	2023	2024	2025	2026	2027	2028	2029	
1980	1981	1982	1983	1984	1985	1986	1987	1988	1989																																																														
1990	1991	1992	1993	1994	1995	1996	1997	1998	1999																																																														
2000	2001	2002	2003	2004	2005	2006	2007	2008	2009																																																														
2010	2011	2012	2013	2014	2015	2016	2017	2018	2019																																																														
								WEST																																																															
								EAST																																																															
2020	2021	2022	2023	2024	2025	2026	2027	2028	2029																																																														

No.	Name	Label	Survey period	Survey frequency
-----	------	-------	---------------	------------------

3.138) dl_csal_nqbc_v values: best case/percentage change of sales in field xy - next quarter West and East since 01/2019 quarterly survey

Wording of question

<p>since 01/2019</p> <p>By what percentage are your sales going to change in quarter "k"?</p> <p>best case: <input type="text"/> % (please insert positive or negative integral numbers)</p>	<p>Further information</p> <p>Denotation of values: Change of sales in field XY next quarter (best case)</p> <p>**"k" either denotes the following quarter or the current quarter</p> <p>Example:</p> <p>If the question was posed at the end of the fourth quarter, the the question refers to the following first quarter. If it is posed at the beginning of the second quarter it refers to the second quarter</p>																														
<p>Time span of variable</p>																															
<table border="1"> <tr><td>1980</td><td>1981</td><td>1982</td><td>1983</td><td>1984</td><td>1985</td><td>1986</td><td>1987</td><td>1988</td><td>1989</td></tr> <tr><td>1990</td><td>1991</td><td>1992</td><td>1993</td><td>1994</td><td>1995</td><td>1996</td><td>1997</td><td>1998</td><td>1999</td></tr> <tr><td>2000</td><td>2001</td><td>2002</td><td>2003</td><td>2004</td><td>2005</td><td>2006</td><td>2007</td><td>2008</td><td>2009</td></tr> </table>	1980	1981	1982	1983	1984	1985	1986	1987	1988	1989	1990	1991	1992	1993	1994	1995	1996	1997	1998	1999	2000	2001	2002	2003	2004	2005	2006	2007	2008	2009	
1980	1981	1982	1983	1984	1985	1986	1987	1988	1989																						
1990	1991	1992	1993	1994	1995	1996	1997	1998	1999																						
2000	2001	2002	2003	2004	2005	2006	2007	2008	2009																						

2010	2011	2012	2013	2014	2015	2016	2017	2018	2019
								WEST	
								EAST	
2020	2021	2022	2023	2024	2025	2026	2027	2028	2029

No.	Name	Label	Survey period	Survey frequency
3.139)	dl_csal_nqac	average case//percentage change of sales in field xy - next quarter	West and East since 01/2019	quarterly survey

Wording of question

<p>since 01/2019</p> <p>By what percentage are your sales going to change in quarter "k"?</p> <p>average case: <input type="text"/> % (please insert positive or negative integral numbers) [1]</p> <p>I don't know [3] <input type="text"/></p>	<p>Further information</p> <p>Change of sales in field XY next quarter (average case)</p> <p>***"k" either denotes the following quarter or the current quarter</p> <p>Example:</p> <p>If the question was posed at the end of the fourth quarter, the the question refers to the following first quarter. If it is posed at the beginning of the second quarter it refers to the second quarter</p> <p>Further notes:</p> <p>[1] = A value was stated</p> <p>[3] = "I don't know" was stated</p>																																																																																																				
<p>Time span of variable</p>																																																																																																					
<table border="1"> <tr><td>1980</td><td>1981</td><td>1982</td><td>1983</td><td>1984</td><td>1985</td><td>1986</td><td>1987</td><td>1988</td><td>1989</td></tr> <tr><td></td><td></td><td></td><td></td><td></td><td></td><td></td><td></td><td></td><td></td></tr> <tr><td>1990</td><td>1991</td><td>1992</td><td>1993</td><td>1994</td><td>1995</td><td>1996</td><td>1997</td><td>1998</td><td>1999</td></tr> <tr><td></td><td></td><td></td><td></td><td></td><td></td><td></td><td></td><td></td><td></td></tr> <tr><td>2000</td><td>2001</td><td>2002</td><td>2003</td><td>2004</td><td>2005</td><td>2006</td><td>2007</td><td>2008</td><td>2009</td></tr> <tr><td></td><td></td><td></td><td></td><td></td><td></td><td></td><td></td><td></td><td></td></tr> <tr><td>2010</td><td>2011</td><td>2012</td><td>2013</td><td>2014</td><td>2015</td><td>2016</td><td>2017</td><td>2018</td><td>2019</td></tr> <tr><td></td><td></td><td></td><td></td><td></td><td></td><td></td><td></td><td>WEST</td><td></td></tr> <tr><td></td><td></td><td></td><td></td><td></td><td></td><td></td><td></td><td>EAST</td><td></td></tr> <tr><td>2020</td><td>2021</td><td>2022</td><td>2023</td><td>2024</td><td>2025</td><td>2026</td><td>2027</td><td>2028</td><td>2029</td></tr> </table>	1980	1981	1982	1983	1984	1985	1986	1987	1988	1989											1990	1991	1992	1993	1994	1995	1996	1997	1998	1999											2000	2001	2002	2003	2004	2005	2006	2007	2008	2009											2010	2011	2012	2013	2014	2015	2016	2017	2018	2019									WEST										EAST		2020	2021	2022	2023	2024	2025	2026	2027	2028	2029	
1980	1981	1982	1983	1984	1985	1986	1987	1988	1989																																																																																												
1990	1991	1992	1993	1994	1995	1996	1997	1998	1999																																																																																												
2000	2001	2002	2003	2004	2005	2006	2007	2008	2009																																																																																												
2010	2011	2012	2013	2014	2015	2016	2017	2018	2019																																																																																												
								WEST																																																																																													
								EAST																																																																																													
2020	2021	2022	2023	2024	2025	2026	2027	2028	2029																																																																																												

No.	Name	Label	Survey period	Survey frequency
3.140)	dl_csal_nqac_v	values: average case//percentage change of sales in field xy - next quarter	West and East since 01/2019	quarterly survey

Wording of question

<p>since 01/2019</p> <p>By what percentage are your sales going to change in quarter "k"?</p> <p>average case: <input type="text"/> % (please insert positive or negative integral numbers)</p>	<p>Further information</p> <p>Denotion of values: Change of sales in field XY next quarter (average case)</p> <p>***"k" either denotes the following quarter or the current quarter</p> <p>Example:</p> <p>If the question was posed at the end of the fourth quarter, the the question refers to the following first quarter. If it is posed at the beginning of the second quarter it refers to the second quarter</p>																																																																																																				
<p>Time span of variable</p>																																																																																																					
<table border="1"> <tr><td>1980</td><td>1981</td><td>1982</td><td>1983</td><td>1984</td><td>1985</td><td>1986</td><td>1987</td><td>1988</td><td>1989</td></tr> <tr><td></td><td></td><td></td><td></td><td></td><td></td><td></td><td></td><td></td><td></td></tr> <tr><td>1990</td><td>1991</td><td>1992</td><td>1993</td><td>1994</td><td>1995</td><td>1996</td><td>1997</td><td>1998</td><td>1999</td></tr> <tr><td></td><td></td><td></td><td></td><td></td><td></td><td></td><td></td><td></td><td></td></tr> <tr><td>2000</td><td>2001</td><td>2002</td><td>2003</td><td>2004</td><td>2005</td><td>2006</td><td>2007</td><td>2008</td><td>2009</td></tr> <tr><td></td><td></td><td></td><td></td><td></td><td></td><td></td><td></td><td></td><td></td></tr> <tr><td>2010</td><td>2011</td><td>2012</td><td>2013</td><td>2014</td><td>2015</td><td>2016</td><td>2017</td><td>2018</td><td>2019</td></tr> <tr><td></td><td></td><td></td><td></td><td></td><td></td><td></td><td></td><td>WEST</td><td></td></tr> <tr><td></td><td></td><td></td><td></td><td></td><td></td><td></td><td></td><td>EAST</td><td></td></tr> <tr><td>2020</td><td>2021</td><td>2022</td><td>2023</td><td>2024</td><td>2025</td><td>2026</td><td>2027</td><td>2028</td><td>2029</td></tr> </table>	1980	1981	1982	1983	1984	1985	1986	1987	1988	1989											1990	1991	1992	1993	1994	1995	1996	1997	1998	1999											2000	2001	2002	2003	2004	2005	2006	2007	2008	2009											2010	2011	2012	2013	2014	2015	2016	2017	2018	2019									WEST										EAST		2020	2021	2022	2023	2024	2025	2026	2027	2028	2029	
1980	1981	1982	1983	1984	1985	1986	1987	1988	1989																																																																																												
1990	1991	1992	1993	1994	1995	1996	1997	1998	1999																																																																																												
2000	2001	2002	2003	2004	2005	2006	2007	2008	2009																																																																																												
2010	2011	2012	2013	2014	2015	2016	2017	2018	2019																																																																																												
								WEST																																																																																													
								EAST																																																																																													
2020	2021	2022	2023	2024	2025	2026	2027	2028	2029																																																																																												

No.	Name	Label	Survey period	Survey frequency
3.141)	dl_csal_nqwc	worst case/percentage change of sales in field xy - next quarter	West and East since 01/2019	quarterly survey

Wording of question

<p>since 01/2019</p> <p>By what percentage are your sales going to change in quarter "k"?</p> <p>worst case: <input type="text"/> % (please insert positive or negative integral numbers) [1]</p> <p>I don't know [3] <input type="text"/></p>	<p>Further information</p> <p>Change of sales in field XY next quarter (worst case)</p> <p>***"k" either denotes the following quarter or the current quarter</p> <p>Example:</p> <p>If the question was posed at the end of the fourth quarter, the the question refers to the following first quarter. If it is posed at the beginning of the second quarter it refers to the second quarter</p> <p>Further notes:</p> <p>[1] = A value was stated</p> <p>[3] = "I don't know" was stated</p>																																																		
<p>Time span of variable</p> <table border="1"> <tr><td>1980</td><td>1981</td><td>1982</td><td>1983</td><td>1984</td><td>1985</td><td>1986</td><td>1987</td><td>1988</td><td>1989</td></tr> <tr><td>1990</td><td>1991</td><td>1992</td><td>1993</td><td>1994</td><td>1995</td><td>1996</td><td>1997</td><td>1998</td><td>1999</td></tr> <tr><td>2000</td><td>2001</td><td>2002</td><td>2003</td><td>2004</td><td>2005</td><td>2006</td><td>2007</td><td>2008</td><td>2009</td></tr> <tr><td>2010</td><td>2011</td><td>2012</td><td>2013</td><td>2014</td><td>2015</td><td>2016</td><td>2017</td><td>2018</td><td>2019</td></tr> <tr><td>2020</td><td>2021</td><td>2022</td><td>2023</td><td>2024</td><td>2025</td><td>2026</td><td>2027</td><td>2028</td><td>2029</td></tr> </table>		1980	1981	1982	1983	1984	1985	1986	1987	1988	1989	1990	1991	1992	1993	1994	1995	1996	1997	1998	1999	2000	2001	2002	2003	2004	2005	2006	2007	2008	2009	2010	2011	2012	2013	2014	2015	2016	2017	2018	2019	2020	2021	2022	2023	2024	2025	2026	2027	2028	2029
1980	1981	1982	1983	1984	1985	1986	1987	1988	1989																																										
1990	1991	1992	1993	1994	1995	1996	1997	1998	1999																																										
2000	2001	2002	2003	2004	2005	2006	2007	2008	2009																																										
2010	2011	2012	2013	2014	2015	2016	2017	2018	2019																																										
2020	2021	2022	2023	2024	2025	2026	2027	2028	2029																																										

No.	Name	Label	Survey period	Survey frequency
3.142)	dl_csal_nqwc_v	values: worst case/percentage change of sales in field xy - next quarter	West and East since 01/2019	quarterly survey

Wording of question

<p>since 01/2019</p> <p>By what percentage are your sales going to change in quarter "k"?</p> <p>worst case: <input type="text"/> % (please insert positive or negative integral numbers)</p>	<p>Further information</p> <p>Denotion of values: Change of sales in field XY next quarter (worst case)</p> <p>***"k" either denotes the following quarter or the current quarter</p> <p>Example:</p> <p>If the question was posed at the end of the fourth quarter, the the question refers to the following first quarter. If it is posed at the beginning of the second quarter it refers to the second quarter</p>																																																		
<p>Time span of variable</p> <table border="1"> <tr><td>1980</td><td>1981</td><td>1982</td><td>1983</td><td>1984</td><td>1985</td><td>1986</td><td>1987</td><td>1988</td><td>1989</td></tr> <tr><td>1990</td><td>1991</td><td>1992</td><td>1993</td><td>1994</td><td>1995</td><td>1996</td><td>1997</td><td>1998</td><td>1999</td></tr> <tr><td>2000</td><td>2001</td><td>2002</td><td>2003</td><td>2004</td><td>2005</td><td>2006</td><td>2007</td><td>2008</td><td>2009</td></tr> <tr><td>2010</td><td>2011</td><td>2012</td><td>2013</td><td>2014</td><td>2015</td><td>2016</td><td>2017</td><td>2018</td><td>2019</td></tr> <tr><td>2020</td><td>2021</td><td>2022</td><td>2023</td><td>2024</td><td>2025</td><td>2026</td><td>2027</td><td>2028</td><td>2029</td></tr> </table>		1980	1981	1982	1983	1984	1985	1986	1987	1988	1989	1990	1991	1992	1993	1994	1995	1996	1997	1998	1999	2000	2001	2002	2003	2004	2005	2006	2007	2008	2009	2010	2011	2012	2013	2014	2015	2016	2017	2018	2019	2020	2021	2022	2023	2024	2025	2026	2027	2028	2029
1980	1981	1982	1983	1984	1985	1986	1987	1988	1989																																										
1990	1991	1992	1993	1994	1995	1996	1997	1998	1999																																										
2000	2001	2002	2003	2004	2005	2006	2007	2008	2009																																										
2010	2011	2012	2013	2014	2015	2016	2017	2018	2019																																										
2020	2021	2022	2023	2024	2025	2026	2027	2028	2029																																										

No.	Name	Label	Survey period	Survey frequency
3.143)	dl_psalinc	probability of sales increase - next quarter	West and East since 01/2019	quarterly survey

Wording of question

	Further information
--	----------------------------

since 01/2019

How do you evaluate the probability that the sales in your field increase in quarter "k"*

probability is % (please enter integral numbers) [1]

probability is between % and % (please enter integral numbers) [2]

I don't know [3]

Probability of sales increase next quarter

***k" either denotes the following quarter or the current quarter
Example:
If the question was posed at the end of the fourth quarter, the the question refers to the following first quarter. If it is posed at the beginning of the second quarter it refers to the second quarter

Further notes:
[1] = A single value was stated
[2] = range of values was stated
[3] = "I don't know" was stated

Time span of variable

1980	1981	1982	1983	1984	1985	1986	1987	1988	1989
1990	1991	1992	1993	1994	1995	1996	1997	1998	1999
2000	2001	2002	2003	2004	2005	2006	2007	2008	2009
2010	2011	2012	2013	2014	2015	2016	2017	2018	2019
								WEST	
								EAST	
2020	2021	2022	2023	2024	2025	2026	2027	2028	2029

No.	Name	Label	Survey period	Survey frequency
3.144)	dl_psalinc_min	lower bound: probability of sales increase - next quarter	West and East since 01/2019	quarterly survey

Wording of question

since 01/2019

How do you evaluate the probability that the sales in your field increase in quarter "k"*

probability is between % and % (please enter integral numbers)

Further information
Denoted lower bound: probability of sales increase next quarter
***k" either denotes the following quarter or the current quarter
Example:
If the question was posed at the end of the fourth quarter, the the question refers to the following first quarter. If it is posed at the beginning of the second quarter it refers to the second quarter

Time span of variable

1980	1981	1982	1983	1984	1985	1986	1987	1988	1989
1990	1991	1992	1993	1994	1995	1996	1997	1998	1999
2000	2001	2002	2003	2004	2005	2006	2007	2008	2009
2010	2011	2012	2013	2014	2015	2016	2017	2018	2019
								WEST	
								EAST	
2020	2021	2022	2023	2024	2025	2026	2027	2028	2029

Further notes:
The variable indicates the lower one of the two denoted values

No.	Name	Label	Survey period	Survey frequency
3.145)	dl_psalinc_max	upper bound: probability of sales increase - next quarter	West and East since 01/2019	quarterly survey

Wording of question

since 01/2019

How do you evaluate the probability that the sales in your field increase in quarter "k"*

probability is between % and % (please enter integral numbers)

Further information
Denoted upper bound: probability of sales increase next quarter
***k" either denotes the following quarter or the current quarter
Example:

Time span of variable									
1980	1981	1982	1983	1984	1985	1986	1987	1988	1989
1990	1991	1992	1993	1994	1995	1996	1997	1998	1999
2000	2001	2002	2003	2004	2005	2006	2007	2008	2009
2010	2011	2012	2013	2014	2015	2016	2017	2018	2019
2020	2021	2022	2023	2024	2025	2026	2027	2028	2029
								WEST	
								EAST	

If the question was posed at the end of the fourth quarter, the the question refers to the following first quarter. If it is posed at the beginning of the second quarter it refers to the second quarter

Further notes:
The variable indicates the higher one of the two denoted values

No.	Name	Label	Survey period	Survey frequency
3.146)	dl_psalinc_sv	single value: probability of sales increase - next quarter	West and East since 01/2019	quarterly survey

Wording of question

Time span of variable									
1980	1981	1982	1983	1984	1985	1986	1987	1988	1989
1990	1991	1992	1993	1994	1995	1996	1997	1998	1999
2000	2001	2002	2003	2004	2005	2006	2007	2008	2009
2010	2011	2012	2013	2014	2015	2016	2017	2018	2019
2020	2021	2022	2023	2024	2025	2026	2027	2028	2029
								WEST	
								EAST	

since 01/2019

How do you evaluate the probability that the sales in your field increase in quarter "k"?

probability is % (please enter integral numbers)

Further information

Single value: probability of sales increase next quarter

"k" either denotes the following quarter or the current quarter

Example:

If the question was posed at the end of the fourth quarter, the the question refers to the following first quarter. If it is posed at the beginning of the second quarter it refers to the second quarter

Further notes:
If only one value is inserted it is contained within this variable

No.	Name	Label	Survey period	Survey frequency
3.147)	dl_psalstead	probability of steady sales - next quarter	West and East since 01/2019	quarterly survey

Wording of question

Time span of variable									
1980	1981	1982	1983	1984	1985	1986	1987	1988	1989

since 01/2019

How do you evaluate the probability of steady sales in your field in quarter "k"?

probability is % (please enter integral numbers) [1]

probability is between % and % (please enter integral numbers) [2]

I don't know [3]

Further information

Probability of steady sales next quarter

"k" either denotes the following quarter or the current quarter

Example:

If the question was posed at the end of the fourth quarter, the the question refers to the following first quarter. If it is posed at the beginning of the second quarter it refers to the second quarter

Further notes:
[1] = A value was stated
[2] = range of values was stated
[3] = "I don't know" was stated

1990	1991	1992	1993	1994	1995	1996	1997	1998	1999
2000	2001	2002	2003	2004	2005	2006	2007	2008	2009
2010	2011	2012	2013	2014	2015	2016	2017	2018	2019
								WEST	
								EAST	
2020	2021	2022	2023	2024	2025	2026	2027	2028	2029

No.	Name	Label	Survey period	Survey frequency
3.148)	dl_psalstead_min	lower bound: probability of steady sales - next quarter	West and East since 01/2019	quarterly survey

Wording of question

<p>since 01/2019</p> <p>How do you evaluate the probability of steady sales in your field in quarter "k"??</p> <p>probability is between <input type="text"/>% and <input type="text"/>% (please enter integral numbers)</p>	<p>Further information</p> <p>Denoted lower bound: Probability of steady sales next quarter</p> <p>**"k" either denotes the following quarter or the current quarter</p> <p>Example:</p> <p>If the question was posed at the end of the fourth quarter, the the question refers to the following first quarter. If it is posed at the beginning of the second quarter it refers to the second quarter</p>																																																																						
<p>Time span of variable</p>	<p>Further notes:</p> <p>The variable indicates the lower one of the two denoted values</p>																																																																						
<table border="1"> <tr><td>1980</td><td>1981</td><td>1982</td><td>1983</td><td>1984</td><td>1985</td><td>1986</td><td>1987</td><td>1988</td><td>1989</td></tr> <tr><td>1990</td><td>1991</td><td>1992</td><td>1993</td><td>1994</td><td>1995</td><td>1996</td><td>1997</td><td>1998</td><td>1999</td></tr> <tr><td>2000</td><td>2001</td><td>2002</td><td>2003</td><td>2004</td><td>2005</td><td>2006</td><td>2007</td><td>2008</td><td>2009</td></tr> <tr><td>2010</td><td>2011</td><td>2012</td><td>2013</td><td>2014</td><td>2015</td><td>2016</td><td>2017</td><td>2018</td><td>2019</td></tr> <tr><td></td><td></td><td></td><td></td><td></td><td></td><td></td><td></td><td>WEST</td><td></td></tr> <tr><td></td><td></td><td></td><td></td><td></td><td></td><td></td><td></td><td>EAST</td><td></td></tr> <tr><td>2020</td><td>2021</td><td>2022</td><td>2023</td><td>2024</td><td>2025</td><td>2026</td><td>2027</td><td>2028</td><td>2029</td></tr> </table>	1980	1981	1982	1983	1984	1985	1986	1987	1988	1989	1990	1991	1992	1993	1994	1995	1996	1997	1998	1999	2000	2001	2002	2003	2004	2005	2006	2007	2008	2009	2010	2011	2012	2013	2014	2015	2016	2017	2018	2019									WEST										EAST		2020	2021	2022	2023	2024	2025	2026	2027	2028	2029	
1980	1981	1982	1983	1984	1985	1986	1987	1988	1989																																																														
1990	1991	1992	1993	1994	1995	1996	1997	1998	1999																																																														
2000	2001	2002	2003	2004	2005	2006	2007	2008	2009																																																														
2010	2011	2012	2013	2014	2015	2016	2017	2018	2019																																																														
								WEST																																																															
								EAST																																																															
2020	2021	2022	2023	2024	2025	2026	2027	2028	2029																																																														

No.	Name	Label	Survey period	Survey frequency
3.149)	dl_psalstead_max	upper bound: probability of steady sales - next quarter	West and East since 01/2019	quarterly survey

Wording of question

<p>since 01/2019</p> <p>How do you evaluate the probability of steady sales in your field in quarter "k"??</p> <p>probability is between <input type="text"/>% and <input type="text"/>% (please enter integral numbers)</p>	<p>Further information</p> <p>Denoted upper bound: Probability of steady sales next quarter</p> <p>**"k" either denotes the following quarter or the current quarter</p> <p>Example:</p> <p>If the question was posed at the end of the fourth quarter, the the question refers to the following first quarter. If it is posed at the beginning of the second quarter it refers to the second quarter</p>																														
<p>Time span of variable</p>	<p>Further notes:</p> <p>The variable indicates the higher one of the two denoted values</p>																														
<table border="1"> <tr><td>1980</td><td>1981</td><td>1982</td><td>1983</td><td>1984</td><td>1985</td><td>1986</td><td>1987</td><td>1988</td><td>1989</td></tr> <tr><td>1990</td><td>1991</td><td>1992</td><td>1993</td><td>1994</td><td>1995</td><td>1996</td><td>1997</td><td>1998</td><td>1999</td></tr> <tr><td>2000</td><td>2001</td><td>2002</td><td>2003</td><td>2004</td><td>2005</td><td>2006</td><td>2007</td><td>2008</td><td>2009</td></tr> </table>	1980	1981	1982	1983	1984	1985	1986	1987	1988	1989	1990	1991	1992	1993	1994	1995	1996	1997	1998	1999	2000	2001	2002	2003	2004	2005	2006	2007	2008	2009	
1980	1981	1982	1983	1984	1985	1986	1987	1988	1989																						
1990	1991	1992	1993	1994	1995	1996	1997	1998	1999																						
2000	2001	2002	2003	2004	2005	2006	2007	2008	2009																						

2010	2011	2012	2013	2014	2015	2016	2017	2018	2019
								WEST	
								EAST	
2020	2021	2022	2023	2024	2025	2026	2027	2028	2029

No.	Name	Label	Survey period	Survey frequency
3.150)	dl_psalstead_sv	single value: probability of steady sales - next quarter	West and East since 01/2019	quarterly survey

Wording of question

<p>since 01/2019</p> <p>How do you evaluate the probability of steady sales in your field in quarter "k"??</p> <p>probability is <input type="text"/> % (please enter integral numbers)</p>	<p>Further information</p> <p>Single value: Probability of steady sales next quarter</p> <p>**"k" either denotes the following quarter or the current quarter</p> <p>Example:</p> <p>If the question was posed at the end of the fourth quarter, the the question refers to the following first quarter. If it is posed at the beginning of the second quarter it refers to the second quarter</p>																																																																						
<p>Time span of variable</p>	<p>Further notes:</p> <p>If only one value is inserted it is contained within this variable</p>																																																																						
<table border="1"> <tr><td>1980</td><td>1981</td><td>1982</td><td>1983</td><td>1984</td><td>1985</td><td>1986</td><td>1987</td><td>1988</td><td>1989</td></tr> <tr><td>1990</td><td>1991</td><td>1992</td><td>1993</td><td>1994</td><td>1995</td><td>1996</td><td>1997</td><td>1998</td><td>1999</td></tr> <tr><td>2000</td><td>2001</td><td>2002</td><td>2003</td><td>2004</td><td>2005</td><td>2006</td><td>2007</td><td>2008</td><td>2009</td></tr> <tr><td>2010</td><td>2011</td><td>2012</td><td>2013</td><td>2014</td><td>2015</td><td>2016</td><td>2017</td><td>2018</td><td>2019</td></tr> <tr><td></td><td></td><td></td><td></td><td></td><td></td><td></td><td></td><td>WEST</td><td></td></tr> <tr><td></td><td></td><td></td><td></td><td></td><td></td><td></td><td></td><td>EAST</td><td></td></tr> <tr><td>2020</td><td>2021</td><td>2022</td><td>2023</td><td>2024</td><td>2025</td><td>2026</td><td>2027</td><td>2028</td><td>2029</td></tr> </table>	1980	1981	1982	1983	1984	1985	1986	1987	1988	1989	1990	1991	1992	1993	1994	1995	1996	1997	1998	1999	2000	2001	2002	2003	2004	2005	2006	2007	2008	2009	2010	2011	2012	2013	2014	2015	2016	2017	2018	2019									WEST										EAST		2020	2021	2022	2023	2024	2025	2026	2027	2028	2029	
1980	1981	1982	1983	1984	1985	1986	1987	1988	1989																																																														
1990	1991	1992	1993	1994	1995	1996	1997	1998	1999																																																														
2000	2001	2002	2003	2004	2005	2006	2007	2008	2009																																																														
2010	2011	2012	2013	2014	2015	2016	2017	2018	2019																																																														
								WEST																																																															
								EAST																																																															
2020	2021	2022	2023	2024	2025	2026	2027	2028	2029																																																														

No.	Name	Label	Survey period	Survey frequency
3.151)	dl_psaldec	probability of sales decrease - next quarter	West and East since 01/2019	quarterly survey

Wording of question

<p>since 01/2019</p> <p>How do you evaluate the probability that your sales decrease in quarter "k"??</p> <p>probability is <input type="text"/> % (please enter integral numbers) [1]</p> <p>probability is between <input type="text"/> % and <input type="text"/> % (please enter integral numbers) [2]</p> <p>I don't know [3] <input type="text"/></p>	<p>Further information</p> <p>Probability of sales decrease next quarter</p> <p>**"k" either denotes the following quarter or the current quarter</p> <p>Example:</p> <p>If the question was posed at the end of the fourth quarter, the the question refers to the following first quarter. If it is posed at the beginning of the second quarter it refers to the second quarter</p>																																																																						
<p>Time span of variable</p>	<p>Further notes:</p> <p>[1] = A value was stated</p> <p>[2] = range of values was stated</p> <p>[3] = "I don't know" was stated</p>																																																																						
<table border="1"> <tr><td>1980</td><td>1981</td><td>1982</td><td>1983</td><td>1984</td><td>1985</td><td>1986</td><td>1987</td><td>1988</td><td>1989</td></tr> <tr><td>1990</td><td>1991</td><td>1992</td><td>1993</td><td>1994</td><td>1995</td><td>1996</td><td>1997</td><td>1998</td><td>1999</td></tr> <tr><td>2000</td><td>2001</td><td>2002</td><td>2003</td><td>2004</td><td>2005</td><td>2006</td><td>2007</td><td>2008</td><td>2009</td></tr> <tr><td>2010</td><td>2011</td><td>2012</td><td>2013</td><td>2014</td><td>2015</td><td>2016</td><td>2017</td><td>2018</td><td>2019</td></tr> <tr><td></td><td></td><td></td><td></td><td></td><td></td><td></td><td></td><td>WEST</td><td></td></tr> <tr><td></td><td></td><td></td><td></td><td></td><td></td><td></td><td></td><td>EAST</td><td></td></tr> <tr><td>2020</td><td>2021</td><td>2022</td><td>2023</td><td>2024</td><td>2025</td><td>2026</td><td>2027</td><td>2028</td><td>2029</td></tr> </table>	1980	1981	1982	1983	1984	1985	1986	1987	1988	1989	1990	1991	1992	1993	1994	1995	1996	1997	1998	1999	2000	2001	2002	2003	2004	2005	2006	2007	2008	2009	2010	2011	2012	2013	2014	2015	2016	2017	2018	2019									WEST										EAST		2020	2021	2022	2023	2024	2025	2026	2027	2028	2029	
1980	1981	1982	1983	1984	1985	1986	1987	1988	1989																																																														
1990	1991	1992	1993	1994	1995	1996	1997	1998	1999																																																														
2000	2001	2002	2003	2004	2005	2006	2007	2008	2009																																																														
2010	2011	2012	2013	2014	2015	2016	2017	2018	2019																																																														
								WEST																																																															
								EAST																																																															
2020	2021	2022	2023	2024	2025	2026	2027	2028	2029																																																														

--	--	--	--	--	--

No.	Name	Label	Survey period	Survey frequency
3.152)	dl_psaldec_min	lower bound: probability of sales decrease - next quarter	West and East since 01/2019	quarterly survey

Wording of question

<p>since 01/2019</p> <p>How do you evaluate the probability that your sales decrease in quarter "k"*</p> <p>probability is between <input type="text"/>% and <input type="text"/>% (please enter integral numbers)</p>	<p>Further information</p> <p>Denoted lower bound: Probability of sales decrease next quarter</p> <p>**"k" either denotes the following quarter or the current quarter</p> <p>Example:</p> <p>If the question was posed at the end of the fourth quarter, the the question refers to the following first quarter. If it is posed at the beginning of the second quarter it refers to the second quarter</p> <p>Further notes:</p> <p>The variable indicates the lower one of the two denoted values</p>																																																																						
<p>Time span of variable</p> <table border="1"> <tr><td>1980</td><td>1981</td><td>1982</td><td>1983</td><td>1984</td><td>1985</td><td>1986</td><td>1987</td><td>1988</td><td>1989</td></tr> <tr><td>1990</td><td>1991</td><td>1992</td><td>1993</td><td>1994</td><td>1995</td><td>1996</td><td>1997</td><td>1998</td><td>1999</td></tr> <tr><td>2000</td><td>2001</td><td>2002</td><td>2003</td><td>2004</td><td>2005</td><td>2006</td><td>2007</td><td>2008</td><td>2009</td></tr> <tr><td>2010</td><td>2011</td><td>2012</td><td>2013</td><td>2014</td><td>2015</td><td>2016</td><td>2017</td><td>2018</td><td>2019</td></tr> <tr><td></td><td></td><td></td><td></td><td></td><td></td><td></td><td></td><td></td><td>WEST</td></tr> <tr><td></td><td></td><td></td><td></td><td></td><td></td><td></td><td></td><td></td><td>EAST</td></tr> <tr><td>2020</td><td>2021</td><td>2022</td><td>2023</td><td>2024</td><td>2025</td><td>2026</td><td>2027</td><td>2028</td><td>2029</td></tr> </table>	1980	1981	1982	1983	1984	1985	1986	1987	1988	1989	1990	1991	1992	1993	1994	1995	1996	1997	1998	1999	2000	2001	2002	2003	2004	2005	2006	2007	2008	2009	2010	2011	2012	2013	2014	2015	2016	2017	2018	2019										WEST										EAST	2020	2021	2022	2023	2024	2025	2026	2027	2028	2029	
1980	1981	1982	1983	1984	1985	1986	1987	1988	1989																																																														
1990	1991	1992	1993	1994	1995	1996	1997	1998	1999																																																														
2000	2001	2002	2003	2004	2005	2006	2007	2008	2009																																																														
2010	2011	2012	2013	2014	2015	2016	2017	2018	2019																																																														
									WEST																																																														
									EAST																																																														
2020	2021	2022	2023	2024	2025	2026	2027	2028	2029																																																														

No.	Name	Label	Survey period	Survey frequency
3.153)	dl_psaldec_max	upper bound: probability of sales decrease - next quarter	West and East since 01/2019	quarterly survey

Wording of question

<p>since 01/2019</p> <p>How do you evaluate the probability that your sales decrease in quarter "k"*</p> <p>probability is between <input type="text"/>% and <input type="text"/>% (please enter integral numbers)</p>	<p>Further information</p> <p>Denoted upper bound: Probability of sales decrease next quarter</p> <p>**"k" either denotes the following quarter or the current quarter</p> <p>Example:</p> <p>If the question was posed at the end of the fourth quarter, the the question refers to the following first quarter. If it is posed at the beginning of the second quarter it refers to the second quarter</p> <p>Further notes:</p> <p>The variable indicates the higher one of the two denoted values</p>																																																																						
<p>Time span of variable</p> <table border="1"> <tr><td>1980</td><td>1981</td><td>1982</td><td>1983</td><td>1984</td><td>1985</td><td>1986</td><td>1987</td><td>1988</td><td>1989</td></tr> <tr><td>1990</td><td>1991</td><td>1992</td><td>1993</td><td>1994</td><td>1995</td><td>1996</td><td>1997</td><td>1998</td><td>1999</td></tr> <tr><td>2000</td><td>2001</td><td>2002</td><td>2003</td><td>2004</td><td>2005</td><td>2006</td><td>2007</td><td>2008</td><td>2009</td></tr> <tr><td>2010</td><td>2011</td><td>2012</td><td>2013</td><td>2014</td><td>2015</td><td>2016</td><td>2017</td><td>2018</td><td>2019</td></tr> <tr><td></td><td></td><td></td><td></td><td></td><td></td><td></td><td></td><td></td><td>WEST</td></tr> <tr><td></td><td></td><td></td><td></td><td></td><td></td><td></td><td></td><td></td><td>EAST</td></tr> <tr><td>2020</td><td>2021</td><td>2022</td><td>2023</td><td>2024</td><td>2025</td><td>2026</td><td>2027</td><td>2028</td><td>2029</td></tr> </table>	1980	1981	1982	1983	1984	1985	1986	1987	1988	1989	1990	1991	1992	1993	1994	1995	1996	1997	1998	1999	2000	2001	2002	2003	2004	2005	2006	2007	2008	2009	2010	2011	2012	2013	2014	2015	2016	2017	2018	2019										WEST										EAST	2020	2021	2022	2023	2024	2025	2026	2027	2028	2029	
1980	1981	1982	1983	1984	1985	1986	1987	1988	1989																																																														
1990	1991	1992	1993	1994	1995	1996	1997	1998	1999																																																														
2000	2001	2002	2003	2004	2005	2006	2007	2008	2009																																																														
2010	2011	2012	2013	2014	2015	2016	2017	2018	2019																																																														
									WEST																																																														
									EAST																																																														
2020	2021	2022	2023	2024	2025	2026	2027	2028	2029																																																														

No.	Name	Label	Survey period	Survey frequency
3.154)	dl_psaldec_sv	single value: probability of sales decrease - next quarter	West and East since 01/2019	quarterly survey

Wording of question

since 01/2019

How do you evaluate the probability that your sales decrease in quarter "k"

probability is % (please enter integral numbers)

Further information
 Single value: Probability of sales decrease next quarter
 ""k" either denotes the following quarter or the current quarter
 Example:
 If the question was posed at the end of the fourth quarter, the the question refers to the following first quarter. If it is posed at the beginning of the second quarter it refers to the second quarter

Further notes:
 If only one value is inserted it is contained within this variable

Time span of variable

1980	1981	1982	1983	1984	1985	1986	1987	1988	1989
1990	1991	1992	1993	1994	1995	1996	1997	1998	1999
2000	2001	2002	2003	2004	2005	2006	2007	2008	2009
2010	2011	2012	2013	2014	2015	2016	2017	2018	2019
2020	2021	2022	2023	2024	2025	2026	2027	2028	2029

WEST
EAST

No.	Name	Label	Survey period	Survey frequency
3.155)	dl_uncert_tax	uncertainty in future demand due to: tax	West and East 12/2019	once

Wording of question

Dez 19

Demand in your services depends on multiple factors. Please evaluate to which extent uncertainties regarding the following matter make it difficult to estimate future demand:

	no relevance [1]				high relevance [5]
Tax					

Further information
only online

Time span of variable

1980	1981	1982	1983	1984	1985	1986	1987	1988	1989
1990	1991	1992	1993	1994	1995	1996	1997	1998	1999
2000	2001	2002	2003	2004	2005	2006	2007	2008	2009
2010	2011	2012	2013	2014	2015	2016	2017	2018	2019
2020	2021	2022	2023	2024	2025	2026	2027	2028	2029

WEST
EAST

No.	Name	Label	Survey period	Survey frequency
3.156)	dl_uncert_trade	uncertainty in future demand due to: trade war	West and East 12/2019	once

Wording of question

Dez 19

Demand in your services depends on multiple factors. Please evaluate to which extent uncertainties regarding the following matter make it difficult to estimate future demand:

	no relevance [1]				high relevance [5]
Trade war					

Further information
only online

Time span of variable

1980	1981	1982	1983	1984	1985	1986	1987	1988	1989
1990	1991	1992	1993	1994	1995	1996	1997	1998	1999
2000	2001	2002	2003	2004	2005	2006	2007	2008	2009
2010	2011	2012	2013	2014	2015	2016	2017	2018	2019
								WEST	
								EAST	
2020	2021	2022	2023	2024	2025	2026	2027	2028	2029

No.	Name	Label	Survey period	Survey frequency
3.157)	dl_uncert_exc	uncertainty in future demand due to: exchange rate	West and East 12/2019	once

Wording of question

<p>Dez 19</p> <p>Demand in your services depends on multiple factors. Please evaluate to which extent uncertainties regarding the following matter make it difficult to estimate future demand:</p> <table border="1" style="margin-left: auto; margin-right: auto;"> <tr> <td></td> <td style="text-align: center;">no relevance [1]</td> <td></td> <td></td> <td></td> <td style="text-align: center;">high relevance [5]</td> </tr> <tr> <td style="text-align: center;">Exchange rate</td> <td></td> <td></td> <td></td> <td></td> <td></td> </tr> </table>		no relevance [1]				high relevance [5]	Exchange rate						<p>Further information only online</p>
	no relevance [1]				high relevance [5]								
Exchange rate													

Time span of variable

1980	1981	1982	1983	1984	1985	1986	1987	1988	1989
1990	1991	1992	1993	1994	1995	1996	1997	1998	1999
2000	2001	2002	2003	2004	2005	2006	2007	2008	2009
2010	2011	2012	2013	2014	2015	2016	2017	2018	2019
								WEST	
								EAST	
2020	2021	2022	2023	2024	2025	2026	2027	2028	2029

No.	Name	Label	Survey period	Survey frequency
3.158)	dl_uncert_econ	uncertainty in future demand due to: general economic development	West and East 12/2019	once

Wording of question

<p>Dez 19</p> <p>Demand in your services depends on multiple factors. Please evaluate to which extent uncertainties regarding the following matter make it difficult to estimate future demand:</p> <table border="1" style="margin-left: auto; margin-right: auto;"> <tr> <td></td> <td style="text-align: center;">no relevance [1]</td> <td></td> <td></td> <td></td> <td style="text-align: center;">high relevance [5]</td> </tr> <tr> <td style="text-align: center;">General economic development</td> <td></td> <td></td> <td></td> <td></td> <td></td> </tr> </table>		no relevance [1]				high relevance [5]	General economic development						<p>Further information only online</p>
	no relevance [1]				high relevance [5]								
General economic development													

Time span of variable

1980	1981	1982	1983	1984	1985	1986	1987	1988	1989
1990	1991	1992	1993	1994	1995	1996	1997	1998	1999
2000	2001	2002	2003	2004	2005	2006	2007	2008	2009
2010	2011	2012	2013	2014	2015	2016	2017	2018	2019
								WEST	
								EAST	

2020	2021	2022	2023	2024	2025	2026	2027	2028	2029
------	------	------	------	------	------	------	------	------	------

No.	Name	Label	Survey period	Survey frequency
3.159)	dl_uncert_unempl	uncertainty in future demand due to: unemployment rate	West and East 12/2019	once

Wording of question

Dez 19	Further information only online												
<p>Demand in your services depends on multiple factors. Please evaluate to which extent uncertainties regarding the following matter make it difficult to estimate future demand:</p> <table border="1"> <tr> <td></td> <td>no relevance [1]</td> <td></td> <td></td> <td></td> <td>high relevance [5]</td> </tr> <tr> <td>Unemployment rate</td> <td></td> <td></td> <td></td> <td></td> <td></td> </tr> </table>		no relevance [1]				high relevance [5]	Unemployment rate						
	no relevance [1]				high relevance [5]								
Unemployment rate													

Time span of variable

1980	1981	1982	1983	1984	1985	1986	1987	1988	1989
1990	1991	1992	1993	1994	1995	1996	1997	1998	1999
2000	2001	2002	2003	2004	2005	2006	2007	2008	2009
2010	2011	2012	2013	2014	2015	2016	2017	2018	2019
								WEST	EAST
2020	2021	2022	2023	2024	2025	2026	2027	2028	2029

No.	Name	Label	Survey period	Survey frequency
3.160)	dl_uncert_inflation	uncertainty in future demand due to: inflation	West and East 12/2019	once

Wording of question

Dez 19	Further information only online												
<p>Demand in your services depends on multiple factors. Please evaluate to which extent uncertainties regarding the following matter make it difficult to estimate future demand:</p> <table border="1"> <tr> <td></td> <td>no relevance [1]</td> <td></td> <td></td> <td></td> <td>high relevance [5]</td> </tr> <tr> <td>Inflation</td> <td></td> <td></td> <td></td> <td></td> <td></td> </tr> </table>		no relevance [1]				high relevance [5]	Inflation						
	no relevance [1]				high relevance [5]								
Inflation													

Time span of variable

1980	1981	1982	1983	1984	1985	1986	1987	1988	1989
1990	1991	1992	1993	1994	1995	1996	1997	1998	1999
2000	2001	2002	2003	2004	2005	2006	2007	2008	2009
2010	2011	2012	2013	2014	2015	2016	2017	2018	2019
								WEST	EAST
2020	2021	2022	2023	2024	2025	2026	2027	2028	2029

No.	Name	Label	Survey period	Survey frequency
3.161)	dl_uncert_intrate	uncertainty in future demand due to: interest rate	West and East 12/2019	once

Wording of question

Dez 19	Further information only online
--------	---------------------------------

Demand in your services depends on multiple factors. Please evaluate to which extent uncertainties regarding the following matter make it difficult to estimate future demand:

	no relevance [1]				high relevance [5]
Interest rate/EZB monetary policy					

Time span of variable

1980	1981	1982	1983	1984	1985	1986	1987	1988	1989
1990	1991	1992	1993	1994	1995	1996	1997	1998	1999
2000	2001	2002	2003	2004	2005	2006	2007	2008	2009
2010	2011	2012	2013	2014	2015	2016	2017	2018	2019
2020	2021	2022	2023	2024	2025	2026	2027	2028	2029
								WEST	EAST

No.	Name	Label	Survey period	Survey frequency
3.162)	dl_uncert_turnover	uncertainty regarding the percentage change in turnover: quarter	West and east 01/2020	once

Wording of question

Jan 20	Further information only online
We estimate the uncertainty regarding the percentage change of turnover in our sector in the first quarter of 2020 (compared to the fourth quarter of 2019) as follows:	

Time span of variable

1991	1992	1993	1994	1995	1996	1997	1998	1999	2000
2001	2002	2003	2004	2005	2006	2007	2008	2009	2010
2011	2012	2013	2014	2015	2016	2017	2018	2019	2020
2021	2022	2023	2024	2025	2026	2027	2028	2029	2030
								WEST	EAST

No.	Name	Label	Survey period	Survey frequency
3.163)	dl_uncert_turnover_clicks	clicks required: dl_uncert_turnover	West and east 01/2020	once

Wording of question

Jan 20	Further information only online Number of clicks required to answer the question of variable dl_uncert_turnover

Time span of variable

1991	1992	1993	1994	1995	1996	1997	1998	1999	2000
2001	2002	2003	2004	2005	2006	2007	2008	2009	2010
2011	2012	2013	2014	2015	2016	2017	2018	2019	2020
2021	2022	2023	2024	2025	2026	2027	2028	2029	2030
								WEST	EAST

No.	Name	Label	Survey period	Survey frequency																																							
3.164)	dl_uncert_turnover2	uncertainty regarding the percentage change in turnover: year	West and east 01/2020	once																																							
Wording of question																																											
<p>Jan 20</p> <p>We estimate the uncertainty regarding the percentage change of turnover in our sector in the year 2020 (compared to the year 2019) as follows:</p> <p>_____</p>				Further information only online																																							
<p>Time span of variable</p> <table border="1"> <tr><td>1991</td><td>1992</td><td>1993</td><td>1994</td><td>1995</td><td>1996</td><td>1997</td><td>1998</td><td>1999</td><td>2000</td></tr> <tr><td>2001</td><td>2002</td><td>2003</td><td>2004</td><td>2005</td><td>2006</td><td>2007</td><td>2008</td><td>2009</td><td>2010</td></tr> <tr><td>2011</td><td>2012</td><td>2013</td><td>2014</td><td>2015</td><td>2016</td><td>2017</td><td>2018</td><td>2019</td><td>2020</td></tr> <tr><td>2021</td><td>2022</td><td>2023</td><td>2024</td><td>2025</td><td>2026</td><td>2027</td><td>2028</td><td>2029</td><td>2030</td></tr> </table>					1991	1992	1993	1994	1995	1996	1997	1998	1999	2000	2001	2002	2003	2004	2005	2006	2007	2008	2009	2010	2011	2012	2013	2014	2015	2016	2017	2018	2019	2020	2021	2022	2023	2024	2025	2026	2027	2028	2029
1991	1992	1993	1994	1995	1996	1997	1998	1999	2000																																		
2001	2002	2003	2004	2005	2006	2007	2008	2009	2010																																		
2011	2012	2013	2014	2015	2016	2017	2018	2019	2020																																		
2021	2022	2023	2024	2025	2026	2027	2028	2029	2030																																		

No.	Name	Label	Survey period	Survey frequency																																							
3.165)	dl_uncert_turnover2_clicks	clicks required: dl_uncert_turnover2	West and east 01/2020	once																																							
Wording of question																																											
<p>Jan 20</p> <p>_____</p>				Further information only online Number of clicks required to answer the question of variable dl_uncert_turnover2																																							
<p>Time span of variable</p> <table border="1"> <tr><td>1991</td><td>1992</td><td>1993</td><td>1994</td><td>1995</td><td>1996</td><td>1997</td><td>1998</td><td>1999</td><td>2000</td></tr> <tr><td>2001</td><td>2002</td><td>2003</td><td>2004</td><td>2005</td><td>2006</td><td>2007</td><td>2008</td><td>2009</td><td>2010</td></tr> <tr><td>2011</td><td>2012</td><td>2013</td><td>2014</td><td>2015</td><td>2016</td><td>2017</td><td>2018</td><td>2019</td><td>2020</td></tr> <tr><td>2021</td><td>2022</td><td>2023</td><td>2024</td><td>2025</td><td>2026</td><td>2027</td><td>2028</td><td>2029</td><td>2030</td></tr> </table>					1991	1992	1993	1994	1995	1996	1997	1998	1999	2000	2001	2002	2003	2004	2005	2006	2007	2008	2009	2010	2011	2012	2013	2014	2015	2016	2017	2018	2019	2020	2021	2022	2023	2024	2025	2026	2027	2028	2029
1991	1992	1993	1994	1995	1996	1997	1998	1999	2000																																		
2001	2002	2003	2004	2005	2006	2007	2008	2009	2010																																		
2011	2012	2013	2014	2015	2016	2017	2018	2019	2020																																		
2021	2022	2023	2024	2025	2026	2027	2028	2029	2030																																		

No.	Name	Label	Survey period	Survey frequency																													
3.166)	dl_decision_invest	uncertainty in turnover decisive for decisions on investments: quarter	West and east 01/2020	once																													
Wording of question																																	
<p>Jan 20</p> <p>How important is the uncertainty about the turnover in the future quarter for decisions about:</p> <table border="1"> <tr> <td></td> <td>not important [1]</td> <td></td> <td></td> <td>important [4]</td> <td>don't know [5]</td> </tr> <tr> <td>investments</td> <td></td> <td></td> <td></td> <td></td> <td></td> </tr> </table>					not important [1]			important [4]	don't know [5]	investments						Further information only online																	
	not important [1]			important [4]	don't know [5]																												
investments																																	
<p>Time span of variable</p> <table border="1"> <tr><td>1991</td><td>1992</td><td>1993</td><td>1994</td><td>1995</td><td>1996</td><td>1997</td><td>1998</td><td>1999</td><td>2000</td></tr> <tr><td>2001</td><td>2002</td><td>2003</td><td>2004</td><td>2005</td><td>2006</td><td>2007</td><td>2008</td><td>2009</td><td>2010</td></tr> <tr><td>2011</td><td>2012</td><td>2013</td><td>2014</td><td>2015</td><td>2016</td><td>2017</td><td>2018</td><td>2019</td><td>2020</td></tr> </table>				1991	1992	1993	1994	1995	1996	1997	1998	1999	2000	2001	2002	2003	2004	2005	2006	2007	2008	2009	2010	2011	2012	2013	2014	2015	2016	2017	2018	2019	2020
1991	1992	1993	1994	1995	1996	1997	1998	1999	2000																								
2001	2002	2003	2004	2005	2006	2007	2008	2009	2010																								
2011	2012	2013	2014	2015	2016	2017	2018	2019	2020																								

									WEST EAST
2021	2022	2023	2024	2025	2026	2027	2028	2029	2030

No.	Name	Label	Survey period	Survey frequency
3.167)	dl_decision_empl	uncertainty in turnover decisive for decisions on employment: quarter	West and east 01/2020	once

Wording of question

<p>Jan 20</p> <p>How important is the uncertainty about the turnover in the future quarter for decisions about:</p> <table border="1"> <tr> <td></td><td>not important [1]</td><td></td><td></td><td>important [4]</td><td>don't know [5]</td></tr> <tr> <td>employment</td><td></td><td></td><td></td><td></td><td></td></tr> </table>		not important [1]			important [4]	don't know [5]	employment						Further information only online																													
	not important [1]			important [4]	don't know [5]																																					
employment																																										
<p>Time span of variable</p> <table border="1"> <tr> <td>1991</td><td>1992</td><td>1993</td><td>1994</td><td>1995</td><td>1996</td><td>1997</td><td>1998</td><td>1999</td><td>2000</td></tr> <tr> <td>2001</td><td>2002</td><td>2003</td><td>2004</td><td>2005</td><td>2006</td><td>2007</td><td>2008</td><td>2009</td><td>2010</td></tr> <tr> <td>2011</td><td>2012</td><td>2013</td><td>2014</td><td>2015</td><td>2016</td><td>2017</td><td>2018</td><td>2019</td><td>2020</td></tr> <tr> <td>2021</td><td>2022</td><td>2023</td><td>2024</td><td>2025</td><td>2026</td><td>2027</td><td>2028</td><td>2029</td><td>2030</td></tr> </table>		1991	1992	1993	1994	1995	1996	1997	1998	1999	2000	2001	2002	2003	2004	2005	2006	2007	2008	2009	2010	2011	2012	2013	2014	2015	2016	2017	2018	2019	2020	2021	2022	2023	2024	2025	2026	2027	2028	2029	2030	WEST EAST
1991	1992	1993	1994	1995	1996	1997	1998	1999	2000																																	
2001	2002	2003	2004	2005	2006	2007	2008	2009	2010																																	
2011	2012	2013	2014	2015	2016	2017	2018	2019	2020																																	
2021	2022	2023	2024	2025	2026	2027	2028	2029	2030																																	

No.	Name	Label	Survey period	Survey frequency
3.168)	dl_decision_price	uncertainty in turnover decisive for decisions on pricing: quarter	West and east 01/2020	once

Wording of question

<p>Jan 20</p> <p>How important is the uncertainty about the turnover in the future quarter for decisions about:</p> <table border="1"> <tr> <td></td><td>not important [1]</td><td></td><td></td><td>important [4]</td><td>don't know [5]</td></tr> <tr> <td>pricing</td><td></td><td></td><td></td><td></td><td></td></tr> </table>		not important [1]			important [4]	don't know [5]	pricing						Further information only online																													
	not important [1]			important [4]	don't know [5]																																					
pricing																																										
<p>Time span of variable</p> <table border="1"> <tr> <td>1991</td><td>1992</td><td>1993</td><td>1994</td><td>1995</td><td>1996</td><td>1997</td><td>1998</td><td>1999</td><td>2000</td></tr> <tr> <td>2001</td><td>2002</td><td>2003</td><td>2004</td><td>2005</td><td>2006</td><td>2007</td><td>2008</td><td>2009</td><td>2010</td></tr> <tr> <td>2011</td><td>2012</td><td>2013</td><td>2014</td><td>2015</td><td>2016</td><td>2017</td><td>2018</td><td>2019</td><td>2020</td></tr> <tr> <td>2021</td><td>2022</td><td>2023</td><td>2024</td><td>2025</td><td>2026</td><td>2027</td><td>2028</td><td>2029</td><td>2030</td></tr> </table>		1991	1992	1993	1994	1995	1996	1997	1998	1999	2000	2001	2002	2003	2004	2005	2006	2007	2008	2009	2010	2011	2012	2013	2014	2015	2016	2017	2018	2019	2020	2021	2022	2023	2024	2025	2026	2027	2028	2029	2030	WEST EAST
1991	1992	1993	1994	1995	1996	1997	1998	1999	2000																																	
2001	2002	2003	2004	2005	2006	2007	2008	2009	2010																																	
2011	2012	2013	2014	2015	2016	2017	2018	2019	2020																																	
2021	2022	2023	2024	2025	2026	2027	2028	2029	2030																																	

No.	Name	Label	Survey period	Survey frequency
3.169)	dl_decision_invest2	uncertainty in turnover decisive for decisions on investments: year	West and east 01/2020	once

Wording of question

<p>Jan 20</p> <p>How important is the uncertainty about the turnover in the future year for decisions about:</p> <table border="1"> <tr> <td></td><td>not important [1]</td><td></td><td></td><td>important [4]</td><td>don't know [5]</td></tr> <tr> <td>investments</td><td></td><td></td><td></td><td></td><td></td></tr> </table>		not important [1]			important [4]	don't know [5]	investments						Further information only online
	not important [1]			important [4]	don't know [5]								
investments													

Time span of variable									
1991	1992	1993	1994	1995	1996	1997	1998	1999	2000
2001	2002	2003	2004	2005	2006	2007	2008	2009	2010
2011	2012	2013	2014	2015	2016	2017	2018	2019	2020
2021	2022	2023	2024	2025	2026	2027	2028	2029	2030
								WEST	EAST

No.	Name	Label	Survey period	Survey frequency
3.170)	dl_decision_empl2	uncertainty in turnover decisive for decisions on employment: year	West and east 01/2020	once

Wording of question

<p>Jan 20</p> <p>How important is the uncertainty about the turnover in the future year for decisions about:</p> <table border="1" style="margin-left: auto; margin-right: auto;"> <tr> <td></td> <td>not important [1]</td> <td></td> <td></td> <td>important [4]</td> <td>don't know [5]</td> </tr> <tr> <td>employment</td> <td></td> <td></td> <td></td> <td></td> <td></td> </tr> </table>		not important [1]			important [4]	don't know [5]	employment						<p>Further information only online</p>
	not important [1]			important [4]	don't know [5]								
employment													

Time span of variable									
1991	1992	1993	1994	1995	1996	1997	1998	1999	2000
2001	2002	2003	2004	2005	2006	2007	2008	2009	2010
2011	2012	2013	2014	2015	2016	2017	2018	2019	2020
2021	2022	2023	2024	2025	2026	2027	2028	2029	2030
								WEST	EAST

No.	Name	Label	Survey period	Survey frequency
3.171)	dl_decision_price2	uncertainty in turnover decisive for decisions on pricing: year	West and east 01/2020	once

Wording of question

<p>Jan 20</p> <p>How important is the uncertainty about the turnover in the future year for decisions about:</p> <table border="1" style="margin-left: auto; margin-right: auto;"> <tr> <td></td> <td>not important [1]</td> <td></td> <td></td> <td>important [4]</td> <td>don't know [5]</td> </tr> <tr> <td>pricing</td> <td></td> <td></td> <td></td> <td></td> <td></td> </tr> </table>		not important [1]			important [4]	don't know [5]	pricing						<p>Further information only online</p>
	not important [1]			important [4]	don't know [5]								
pricing													

Time span of variable									
1991	1992	1993	1994	1995	1996	1997	1998	1999	2000
2001	2002	2003	2004	2005	2006	2007	2008	2009	2010
2011	2012	2013	2014	2015	2016	2017	2018	2019	2020
2021	2022	2023	2024	2025	2026	2027	2028	2029	2030
								WEST	EAST

No.	Name	Label	Survey period	Survey frequency
-----	------	-------	---------------	------------------

3.172) dl_decision_notes notes to questions on uncertainty about turnover West and east 01/2020 once

Wording of question

<p>Jan 20</p> <p>Notes:</p> <p>_____</p>	<p>Further information only online</p>																																																		
<p>Time span of variable</p> <table border="1"> <tr> <td>1991</td><td>1992</td><td>1993</td><td>1994</td><td>1995</td><td>1996</td><td>1997</td><td>1998</td><td>1999</td><td>2000</td> </tr> <tr> <td>2001</td><td>2002</td><td>2003</td><td>2004</td><td>2005</td><td>2006</td><td>2007</td><td>2008</td><td>2009</td><td>2010</td> </tr> <tr> <td>2011</td><td>2012</td><td>2013</td><td>2014</td><td>2015</td><td>2016</td><td>2017</td><td>2018</td><td>2019</td><td>2020</td> </tr> <tr> <td></td><td></td><td></td><td></td><td></td><td></td><td></td><td></td><td>WEST</td><td>EAST</td> </tr> <tr> <td>2021</td><td>2022</td><td>2023</td><td>2024</td><td>2025</td><td>2026</td><td>2027</td><td>2028</td><td>2029</td><td>2030</td> </tr> </table>		1991	1992	1993	1994	1995	1996	1997	1998	1999	2000	2001	2002	2003	2004	2005	2006	2007	2008	2009	2010	2011	2012	2013	2014	2015	2016	2017	2018	2019	2020									WEST	EAST	2021	2022	2023	2024	2025	2026	2027	2028	2029	2030
1991	1992	1993	1994	1995	1996	1997	1998	1999	2000																																										
2001	2002	2003	2004	2005	2006	2007	2008	2009	2010																																										
2011	2012	2013	2014	2015	2016	2017	2018	2019	2020																																										
								WEST	EAST																																										
2021	2022	2023	2024	2025	2026	2027	2028	2029	2030																																										

No. Name Label Survey period Survey frequency

3.173) dl_wage_agree agreement on effect of European minimum wage on employment West and east 02/2020 once

Wording of question

<p>Feb 20</p> <p>The introduction of a European minimum wage of 12 Euros per hour would make it substantially more difficult for low-skilled workers to find work.</p> <table border="1"> <tr> <td>Fully agree [1]</td> <td>Agree [2]</td> <td>Uncertain [3]</td> <td>Do not agree [4]</td> <td>Do not agree at all [5]</td> <td>No opinion [6]</td> </tr> <tr> <td></td> <td></td> <td></td> <td></td> <td></td> <td></td> </tr> </table>	Fully agree [1]	Agree [2]	Uncertain [3]	Do not agree [4]	Do not agree at all [5]	No opinion [6]							<p>Further information only online</p>																																						
Fully agree [1]	Agree [2]	Uncertain [3]	Do not agree [4]	Do not agree at all [5]	No opinion [6]																																														
<p>Time span of variable</p> <table border="1"> <tr> <td>1991</td><td>1992</td><td>1993</td><td>1994</td><td>1995</td><td>1996</td><td>1997</td><td>1998</td><td>1999</td><td>2000</td> </tr> <tr> <td>2001</td><td>2002</td><td>2003</td><td>2004</td><td>2005</td><td>2006</td><td>2007</td><td>2008</td><td>2009</td><td>2010</td> </tr> <tr> <td>2011</td><td>2012</td><td>2013</td><td>2014</td><td>2015</td><td>2016</td><td>2017</td><td>2018</td><td>2019</td><td>2020</td> </tr> <tr> <td></td><td></td><td></td><td></td><td></td><td></td><td></td><td></td><td>WEST</td><td>EAST</td> </tr> <tr> <td>2021</td><td>2022</td><td>2023</td><td>2024</td><td>2025</td><td>2026</td><td>2027</td><td>2028</td><td>2029</td><td>2030</td> </tr> </table>		1991	1992	1993	1994	1995	1996	1997	1998	1999	2000	2001	2002	2003	2004	2005	2006	2007	2008	2009	2010	2011	2012	2013	2014	2015	2016	2017	2018	2019	2020									WEST	EAST	2021	2022	2023	2024	2025	2026	2027	2028	2029	2030
1991	1992	1993	1994	1995	1996	1997	1998	1999	2000																																										
2001	2002	2003	2004	2005	2006	2007	2008	2009	2010																																										
2011	2012	2013	2014	2015	2016	2017	2018	2019	2020																																										
								WEST	EAST																																										
2021	2022	2023	2024	2025	2026	2027	2028	2029	2030																																										

No. Name Label Survey period Survey frequency

3.174) dl_wage_know pre-knowledge on the subject of minimum wage West and east 02/2020 once

Wording of question

<p>Feb 20</p> <p>Please rate your pre-knowledge on this subject.</p> <p>Minimum wage: <input type="text"/> (number from 1 to 10)</p>	<p>Further information only online</p>																																								
<p>Time span of variable</p> <table border="1"> <tr> <td>1991</td><td>1992</td><td>1993</td><td>1994</td><td>1995</td><td>1996</td><td>1997</td><td>1998</td><td>1999</td><td>2000</td> </tr> <tr> <td>2001</td><td>2002</td><td>2003</td><td>2004</td><td>2005</td><td>2006</td><td>2007</td><td>2008</td><td>2009</td><td>2010</td> </tr> <tr> <td>2011</td><td>2012</td><td>2013</td><td>2014</td><td>2015</td><td>2016</td><td>2017</td><td>2018</td><td>2019</td><td>2020</td> </tr> <tr> <td></td><td></td><td></td><td></td><td></td><td></td><td></td><td></td><td>WEST</td><td>EAST</td> </tr> </table>		1991	1992	1993	1994	1995	1996	1997	1998	1999	2000	2001	2002	2003	2004	2005	2006	2007	2008	2009	2010	2011	2012	2013	2014	2015	2016	2017	2018	2019	2020									WEST	EAST
1991	1992	1993	1994	1995	1996	1997	1998	1999	2000																																
2001	2002	2003	2004	2005	2006	2007	2008	2009	2010																																
2011	2012	2013	2014	2015	2016	2017	2018	2019	2020																																
								WEST	EAST																																

2021	2022	2023	2024	2025	2026	2027	2028	2029	2030
------	------	------	------	------	------	------	------	------	------

No.	Name	Label	Survey period	Survey frequency
3.175)	dl_ref_agree	agreement on positive economic effect of refugees on european population	West and east 02/2020	once

Wording of question

<p>Feb 20</p> <p>In the next 10 years, the european popultion will benefit economically from the inflow of refugees since 2015.</p> <table border="1" style="margin-left: auto; margin-right: auto;"> <tr> <td>Fully agree [1]</td><td>Agree [2]</td><td>Uncertain [3]</td><td>Do not agree [4]</td><td>Do not agree at all [5]</td><td>No opinion [6]</td></tr> <tr> <td style="height: 20px;"></td><td></td><td></td><td></td><td></td><td></td></tr> </table>	Fully agree [1]	Agree [2]	Uncertain [3]	Do not agree [4]	Do not agree at all [5]	No opinion [6]							<p>Further information only online</p>																																						
Fully agree [1]	Agree [2]	Uncertain [3]	Do not agree [4]	Do not agree at all [5]	No opinion [6]																																														
<p>Time span of variable</p> <table border="1"> <tr><td>1991</td><td>1992</td><td>1993</td><td>1994</td><td>1995</td><td>1996</td><td>1997</td><td>1998</td><td>1999</td><td>2000</td></tr> <tr><td>2001</td><td>2002</td><td>2003</td><td>2004</td><td>2005</td><td>2006</td><td>2007</td><td>2008</td><td>2009</td><td>2010</td></tr> <tr><td>2011</td><td>2012</td><td>2013</td><td>2014</td><td>2015</td><td>2016</td><td>2017</td><td>2018</td><td>2019</td><td>2020</td></tr> <tr><td>2021</td><td>2022</td><td>2023</td><td>2024</td><td>2025</td><td>2026</td><td>2027</td><td>2028</td><td>2029</td><td>2030</td></tr> <tr><td></td><td></td><td></td><td></td><td></td><td></td><td></td><td></td><td>WEST</td><td>EAST</td></tr> </table>		1991	1992	1993	1994	1995	1996	1997	1998	1999	2000	2001	2002	2003	2004	2005	2006	2007	2008	2009	2010	2011	2012	2013	2014	2015	2016	2017	2018	2019	2020	2021	2022	2023	2024	2025	2026	2027	2028	2029	2030									WEST	EAST
1991	1992	1993	1994	1995	1996	1997	1998	1999	2000																																										
2001	2002	2003	2004	2005	2006	2007	2008	2009	2010																																										
2011	2012	2013	2014	2015	2016	2017	2018	2019	2020																																										
2021	2022	2023	2024	2025	2026	2027	2028	2029	2030																																										
								WEST	EAST																																										

No.	Name	Label	Survey period	Survey frequency
3.176)	dl_ref_know	pre-knowledge on the subject of refugee's economic effects	West and east 02/2020	once

Wording of question

<p>Feb 20</p> <p>Please rate your pre-knowledge on this subject.</p> <p>Inflow of refugees: <input type="text"/> (number from 1 to 10)</p>	<p>Further information only online</p>																																																		
<p>Time span of variable</p> <table border="1"> <tr><td>1991</td><td>1992</td><td>1993</td><td>1994</td><td>1995</td><td>1996</td><td>1997</td><td>1998</td><td>1999</td><td>2000</td></tr> <tr><td>2001</td><td>2002</td><td>2003</td><td>2004</td><td>2005</td><td>2006</td><td>2007</td><td>2008</td><td>2009</td><td>2010</td></tr> <tr><td>2011</td><td>2012</td><td>2013</td><td>2014</td><td>2015</td><td>2016</td><td>2017</td><td>2018</td><td>2019</td><td>2020</td></tr> <tr><td>2021</td><td>2022</td><td>2023</td><td>2024</td><td>2025</td><td>2026</td><td>2027</td><td>2028</td><td>2029</td><td>2030</td></tr> <tr><td></td><td></td><td></td><td></td><td></td><td></td><td></td><td></td><td>WEST</td><td>EAST</td></tr> </table>		1991	1992	1993	1994	1995	1996	1997	1998	1999	2000	2001	2002	2003	2004	2005	2006	2007	2008	2009	2010	2011	2012	2013	2014	2015	2016	2017	2018	2019	2020	2021	2022	2023	2024	2025	2026	2027	2028	2029	2030									WEST	EAST
1991	1992	1993	1994	1995	1996	1997	1998	1999	2000																																										
2001	2002	2003	2004	2005	2006	2007	2008	2009	2010																																										
2011	2012	2013	2014	2015	2016	2017	2018	2019	2020																																										
2021	2022	2023	2024	2025	2026	2027	2028	2029	2030																																										
								WEST	EAST																																										

No.	Name	Label	Survey period	Survey frequency
3.177)	dl_robot_agree	agreement on effect of robots and AI on long-term unemployment	West and east 02/2020	once

Wording of question

<p>Feb 20</p> <p>Under constant circumstances, the growing use of robots and artificial intelligence will lead to a substantial increase in long-term unemployment on the industrial states.</p> <table border="1" style="margin-left: auto; margin-right: auto;"> <tr> <td>Fully agree [1]</td><td>Agree [2]</td><td>Uncertain [3]</td><td>Do not agree [4]</td><td>Do not agree at all [5]</td><td>No opinion [6]</td></tr> <tr> <td style="height: 20px;"></td><td></td><td></td><td></td><td></td><td></td></tr> </table>	Fully agree [1]	Agree [2]	Uncertain [3]	Do not agree [4]	Do not agree at all [5]	No opinion [6]							<p>Further information only online</p>
Fully agree [1]	Agree [2]	Uncertain [3]	Do not agree [4]	Do not agree at all [5]	No opinion [6]								

Time span of variable									
1991	1992	1993	1994	1995	1996	1997	1998	1999	2000
2001	2002	2003	2004	2005	2006	2007	2008	2009	2010
2011	2012	2013	2014	2015	2016	2017	2018	2019	2020
2021	2022	2023	2024	2025	2026	2027	2028	2029	2030
								WEST	EAST

No.	Name	Label	Survey period	Survey frequency
-----	------	-------	---------------	------------------

3.178) **dl_robot_know** pre-knowledge on subject of robots and AI West and east 02/2020 once

Wording of question

<p>Feb 20</p> <p>Please rate your pre-knowledge on this subject.</p> <p>Robots and artificial intelligence: <input type="text"/> (number from 1 to 10)</p>	<p>Further information</p> <p>only online</p>								
Time span of variable									
1991	1992	1993	1994	1995	1996	1997	1998	1999	2000
2001	2002	2003	2004	2005	2006	2007	2008	2009	2010
2011	2012	2013	2014	2015	2016	2017	2018	2019	2020
2021	2022	2023	2024	2025	2026	2027	2028	2029	2030
								WEST	EAST

No.	Name	Label	Survey period	Survey frequency
-----	------	-------	---------------	------------------

3.179) **dl_retirem_agree** agreement on effect of increase in retirement age West and east 02/2020 once

Wording of question

<p>Feb 20</p> <p>In Europe, the share of the population older than 65 years is increasing. Thus, the society would benefit from an increase in the retirement age, which would better reflect higher life expectancy.</p> <table border="1" style="margin-left: auto; margin-right: auto;"> <tr> <td>Fully agree [1]</td> <td>Agree [2]</td> <td>Uncertain [3]</td> <td>Do not agree [4]</td> <td>Do not agree at all [5]</td> <td>No opinion [6]</td> </tr> <tr> <td><input type="text"/></td> <td><input type="text"/></td> <td><input type="text"/></td> <td><input type="text"/></td> <td><input type="text"/></td> <td><input type="text"/></td> </tr> </table>	Fully agree [1]	Agree [2]	Uncertain [3]	Do not agree [4]	Do not agree at all [5]	No opinion [6]	<input type="text"/>	<input type="text"/>	<input type="text"/>	<input type="text"/>	<input type="text"/>	<input type="text"/>	<p>Further information</p> <p>only online</p>
Fully agree [1]	Agree [2]	Uncertain [3]	Do not agree [4]	Do not agree at all [5]	No opinion [6]								
<input type="text"/>	<input type="text"/>	<input type="text"/>	<input type="text"/>	<input type="text"/>	<input type="text"/>								
Time span of variable													
1991	1992	1993	1994	1995	1996	1997	1998	1999	2000				
2001	2002	2003	2004	2005	2006	2007	2008	2009	2010				
2011	2012	2013	2014	2015	2016	2017	2018	2019	2020				
2021	2022	2023	2024	2025	2026	2027	2028	2029	2030				
								WEST	EAST				

No.	Name	Label	Survey period	Survey frequency
-----	------	-------	---------------	------------------

3.180) dl_retirem_know pre-knowledge on subject of retirement age West and east 02/2020 once

Wording of question

<p>Feb 20 Please rate your pre-knowledge on this subject.</p> <p>Increase in the retirement age: <input type="text"/> (number from 1 to 10)</p>										<p>Further information only online</p>																																								
<p>Time span of variable</p> <table border="1"> <tr><td>1991</td><td>1992</td><td>1993</td><td>1994</td><td>1995</td><td>1996</td><td>1997</td><td>1998</td><td>1999</td><td>2000</td></tr> <tr><td>2001</td><td>2002</td><td>2003</td><td>2004</td><td>2005</td><td>2006</td><td>2007</td><td>2008</td><td>2009</td><td>2010</td></tr> <tr><td>2011</td><td>2012</td><td>2013</td><td>2014</td><td>2015</td><td>2016</td><td>2017</td><td>2018</td><td>2019</td><td>2020</td></tr> <tr><td>2021</td><td>2022</td><td>2023</td><td>2024</td><td>2025</td><td>2026</td><td>2027</td><td>2028</td><td>2029</td><td>2030</td></tr> </table>										1991	1992	1993	1994	1995	1996	1997	1998	1999	2000	2001	2002	2003	2004	2005	2006	2007	2008	2009	2010	2011	2012	2013	2014	2015	2016	2017	2018	2019	2020	2021	2022	2023	2024	2025	2026	2027	2028	2029	2030	<p>WEST EAST</p>
1991	1992	1993	1994	1995	1996	1997	1998	1999	2000																																									
2001	2002	2003	2004	2005	2006	2007	2008	2009	2010																																									
2011	2012	2013	2014	2015	2016	2017	2018	2019	2020																																									
2021	2022	2023	2024	2025	2026	2027	2028	2029	2030																																									

No. Name Label Survey period Survey frequency
3.181) dl_move_agree agreement on positive effect of free movement of people within Europe West and east 02/2020 once

Wording of question

<p>Feb 20 The free movement of people within Europe has benefitted the west european population economically since the 1980s.</p> <table border="1"> <tr> <td>Fully agree [1]</td> <td>Agree [2]</td> <td>Uncertain [3]</td> <td>Do not agree [4]</td> <td>Do not agree at all [5]</td> <td>No opinion [6]</td> </tr> <tr> <td><input type="text"/></td> <td><input type="text"/></td> <td><input type="text"/></td> <td><input type="text"/></td> <td><input type="text"/></td> <td><input type="text"/></td> </tr> </table>										Fully agree [1]	Agree [2]	Uncertain [3]	Do not agree [4]	Do not agree at all [5]	No opinion [6]	<input type="text"/>	<input type="text"/>	<input type="text"/>	<input type="text"/>	<input type="text"/>	<input type="text"/>	<p>Further information only online</p>																												
Fully agree [1]	Agree [2]	Uncertain [3]	Do not agree [4]	Do not agree at all [5]	No opinion [6]																																													
<input type="text"/>	<input type="text"/>	<input type="text"/>	<input type="text"/>	<input type="text"/>	<input type="text"/>																																													
<p>Time span of variable</p> <table border="1"> <tr><td>1991</td><td>1992</td><td>1993</td><td>1994</td><td>1995</td><td>1996</td><td>1997</td><td>1998</td><td>1999</td><td>2000</td></tr> <tr><td>2001</td><td>2002</td><td>2003</td><td>2004</td><td>2005</td><td>2006</td><td>2007</td><td>2008</td><td>2009</td><td>2010</td></tr> <tr><td>2011</td><td>2012</td><td>2013</td><td>2014</td><td>2015</td><td>2016</td><td>2017</td><td>2018</td><td>2019</td><td>2020</td></tr> <tr><td>2021</td><td>2022</td><td>2023</td><td>2024</td><td>2025</td><td>2026</td><td>2027</td><td>2028</td><td>2029</td><td>2030</td></tr> </table>										1991	1992	1993	1994	1995	1996	1997	1998	1999	2000	2001	2002	2003	2004	2005	2006	2007	2008	2009	2010	2011	2012	2013	2014	2015	2016	2017	2018	2019	2020	2021	2022	2023	2024	2025	2026	2027	2028	2029	2030	<p>WEST EAST</p>
1991	1992	1993	1994	1995	1996	1997	1998	1999	2000																																									
2001	2002	2003	2004	2005	2006	2007	2008	2009	2010																																									
2011	2012	2013	2014	2015	2016	2017	2018	2019	2020																																									
2021	2022	2023	2024	2025	2026	2027	2028	2029	2030																																									

No. Name Label Survey period Survey frequency

3.182) dl_move_know pre-knowledge on free movement of people West and east 02/2020 once

Wording of question

<p>Feb 20 Please rate your pre-knowledge on this subject.</p> <p>Free movement of people: <input type="text"/> (number from 1 to 10)</p>										<p>Further information only online</p>																				
<p>Time span of variable</p> <table border="1"> <tr><td>1991</td><td>1992</td><td>1993</td><td>1994</td><td>1995</td><td>1996</td><td>1997</td><td>1998</td><td>1999</td><td>2000</td></tr> <tr><td>2001</td><td>2002</td><td>2003</td><td>2004</td><td>2005</td><td>2006</td><td>2007</td><td>2008</td><td>2009</td><td>2010</td></tr> </table>										1991	1992	1993	1994	1995	1996	1997	1998	1999	2000	2001	2002	2003	2004	2005	2006	2007	2008	2009	2010	
1991	1992	1993	1994	1995	1996	1997	1998	1999	2000																					
2001	2002	2003	2004	2005	2006	2007	2008	2009	2010																					

2011	2012	2013	2014	2015	2016	2017	2018	2019	2020
								WEST	
								EAST	
2021	2022	2023	2024	2025	2026	2027	2028	2029	2030

No.	Name	Label	Survey period	Survey frequency
3.183)	dl_merger_agree	agreement on mergers of companies to european champions	West and east 02/2020	once

Wording of question

<p>Feb 20</p> <p>As long as China and other states support the emergence of very large international companies, the european population on average would benefit from the authorization of mergers of companies to european champions by the european authorities, even if this weakens the competition.</p> <table border="1" style="margin-left: auto; margin-right: auto;"> <tr> <td>Fully agree [1]</td> <td>Agree [2]</td> <td>Uncertain [3]</td> <td>Do not agree [4]</td> <td>Do not agree at all [5]</td> <td>No opinion [6]</td> </tr> <tr> <td style="height: 20px;"></td> <td></td> <td></td> <td></td> <td></td> <td></td> </tr> </table>	Fully agree [1]	Agree [2]	Uncertain [3]	Do not agree [4]	Do not agree at all [5]	No opinion [6]							<p>Further information only online</p>																																																
Fully agree [1]	Agree [2]	Uncertain [3]	Do not agree [4]	Do not agree at all [5]	No opinion [6]																																																								
<p>Time span of variable</p> <table border="1"> <tr><td>1991</td><td>1992</td><td>1993</td><td>1994</td><td>1995</td><td>1996</td><td>1997</td><td>1998</td><td>1999</td><td>2000</td></tr> <tr><td>2001</td><td>2002</td><td>2003</td><td>2004</td><td>2005</td><td>2006</td><td>2007</td><td>2008</td><td>2009</td><td>2010</td></tr> <tr><td>2011</td><td>2012</td><td>2013</td><td>2014</td><td>2015</td><td>2016</td><td>2017</td><td>2018</td><td>2019</td><td>2020</td></tr> <tr><td></td><td></td><td></td><td></td><td></td><td></td><td></td><td></td><td>WEST</td><td></td></tr> <tr><td></td><td></td><td></td><td></td><td></td><td></td><td></td><td></td><td>EAST</td><td></td></tr> <tr><td>2021</td><td>2022</td><td>2023</td><td>2024</td><td>2025</td><td>2026</td><td>2027</td><td>2028</td><td>2029</td><td>2030</td></tr> </table>		1991	1992	1993	1994	1995	1996	1997	1998	1999	2000	2001	2002	2003	2004	2005	2006	2007	2008	2009	2010	2011	2012	2013	2014	2015	2016	2017	2018	2019	2020									WEST										EAST		2021	2022	2023	2024	2025	2026	2027	2028	2029	2030
1991	1992	1993	1994	1995	1996	1997	1998	1999	2000																																																				
2001	2002	2003	2004	2005	2006	2007	2008	2009	2010																																																				
2011	2012	2013	2014	2015	2016	2017	2018	2019	2020																																																				
								WEST																																																					
								EAST																																																					
2021	2022	2023	2024	2025	2026	2027	2028	2029	2030																																																				

No.	Name	Label	Survey period	Survey frequency
-----	------	-------	---------------	------------------

3.184)	dl_merger_know	pre-knowledge on mergers to european champions	West and east 02/2020	once
--------	----------------	--	-----------------------	------

Wording of question

<p>Feb 20</p> <p>Please rate your pre-knowledge on this subject.</p> <p>Mergers to european champions: <input type="text"/> (number from 1 to 10)</p>	<p>Further information only online</p>																																																												
<p>Time span of variable</p> <table border="1"> <tr><td>1991</td><td>1992</td><td>1993</td><td>1994</td><td>1995</td><td>1996</td><td>1997</td><td>1998</td><td>1999</td><td>2000</td></tr> <tr><td>2001</td><td>2002</td><td>2003</td><td>2004</td><td>2005</td><td>2006</td><td>2007</td><td>2008</td><td>2009</td><td>2010</td></tr> <tr><td>2011</td><td>2012</td><td>2013</td><td>2014</td><td>2015</td><td>2016</td><td>2017</td><td>2018</td><td>2019</td><td>2020</td></tr> <tr><td></td><td></td><td></td><td></td><td></td><td></td><td></td><td></td><td>WEST</td><td></td></tr> <tr><td></td><td></td><td></td><td></td><td></td><td></td><td></td><td></td><td>EAST</td><td></td></tr> <tr><td>2021</td><td>2022</td><td>2023</td><td>2024</td><td>2025</td><td>2026</td><td>2027</td><td>2028</td><td>2029</td><td>2030</td></tr> </table>		1991	1992	1993	1994	1995	1996	1997	1998	1999	2000	2001	2002	2003	2004	2005	2006	2007	2008	2009	2010	2011	2012	2013	2014	2015	2016	2017	2018	2019	2020									WEST										EAST		2021	2022	2023	2024	2025	2026	2027	2028	2029	2030
1991	1992	1993	1994	1995	1996	1997	1998	1999	2000																																																				
2001	2002	2003	2004	2005	2006	2007	2008	2009	2010																																																				
2011	2012	2013	2014	2015	2016	2017	2018	2019	2020																																																				
								WEST																																																					
								EAST																																																					
2021	2022	2023	2024	2025	2026	2027	2028	2029	2030																																																				

No.	Name	Label	Survey period	Survey frequency
-----	------	-------	---------------	------------------

3.185)	dl_econ_interest	interest in economics and debates of economic policy	West and east 02/2020	once
--------	------------------	--	-----------------------	------

Wording of question

<p>Feb 20</p> <p>To which extent are you interested in economics and debates of economic policy?</p>	<p>Further information number from 1 to 10, 10: highest interest only online</p>
--	--

<input type="text"/> (number from 1 to 10)									
Time span of variable									
1991	1992	1993	1994	1995	1996	1997	1998	1999	2000
2001	2002	2003	2004	2005	2006	2007	2008	2009	2010
2011	2012	2013	2014	2015	2016	2017	2018	2019	2020
2021	2022	2023	2024	2025	2026	2027	2028	2029	2030
								WEST	EAST

No.	Name	Label	Survey period	Survey frequency
-----	------	-------	---------------	------------------

3.186)	dl_polit_conf	confidence in academic experts regarding political questions	West and east 02/2020	once
--------	---------------	--	-----------------------	------

Wording of question

<p>Feb 20</p> <p>How large is your confidence in the opinion of academic experts regarding political questions?</p> <p style="text-align: center;"><input type="text"/> (number from 1 to 10)</p>	<p>Further information number from 1 to 10, 10: highest interest only online</p>								
Time span of variable									
1991	1992	1993	1994	1995	1996	1997	1998	1999	2000
2001	2002	2003	2004	2005	2006	2007	2008	2009	2010
2011	2012	2013	2014	2015	2016	2017	2018	2019	2020
2021	2022	2023	2024	2025	2026	2027	2028	2029	2030
								WEST	EAST

No.	Name	Label	Survey period	Survey frequency
-----	------	-------	---------------	------------------

3.187)	dl_education	level of education	West and east 02/2020	once
--------	--------------	--------------------	-----------------------	------

Wording of question

<p>Feb 20</p> <p>What is your level of education?</p> <table border="1" style="width: 100%; text-align: center;"> <tr> <td>Secondary school [1]</td> <td>High school [2]</td> <td>Vocational training [3]</td> <td>Bachelor [4]</td> <td>Master [5]</td> <td>Ph.D. [6]</td> <td>other [7]</td> </tr> <tr> <td> </td><td> </td><td> </td><td> </td><td> </td><td> </td><td> </td> </tr> </table>	Secondary school [1]	High school [2]	Vocational training [3]	Bachelor [4]	Master [5]	Ph.D. [6]	other [7]								<p>Further information only online</p>
Secondary school [1]	High school [2]	Vocational training [3]	Bachelor [4]	Master [5]	Ph.D. [6]	other [7]									
Time span of variable															
1991	1992	1993	1994	1995	1996	1997	1998	1999	2000						
2001	2002	2003	2004	2005	2006	2007	2008	2009	2010						
2011	2012	2013	2014	2015	2016	2017	2018	2019	2020						
2021	2022	2023	2024	2025	2026	2027	2028	2029	2030						
								WEST	EAST						

--	--	--	--	--	--

No.	Name	Label	Survey period	Survey frequency
3.188)	dl_corona_eff	effect of corona virus on business	West and east 03/2020	once

Wording of question

<p>Mrz 20</p> <p>How does the corona virus affect your current business activity?</p> <table border="1"> <tr> <td>Positively [1]</td> <td>No effect [2]</td> <td>Negativly [3]</td> </tr> <tr> <td></td> <td></td> <td></td> </tr> </table>	Positively [1]	No effect [2]	Negativly [3]				Further information
Positively [1]	No effect [2]	Negativly [3]					

Time span of variable

1991	1992	1993	1994	1995	1996	1997	1998	1999	2000
2001	2002	2003	2004	2005	2006	2007	2008	2009	2010
2011	2012	2013	2014	2015	2016	2017	2018	2019	2020
2021	2022	2023	2024	2025	2026	2027	2028	2029	2030
								WEST	EAST

No.	Name	Label	Survey period	Survey frequency
3.189)	dl_corona_demand	effect of corona virus on demand	West and east 03/2020	once

Wording of question

<p>Mrz 20</p> <p>In case negative effects on your company, of which nature are they?</p> <table border="1"> <tr> <td>Decrease in demand</td> <td>Yes [1]</td> </tr> <tr> <td></td> <td></td> </tr> </table>	Decrease in demand	Yes [1]			Further information
Decrease in demand	Yes [1]				

Time span of variable

1991	1992	1993	1994	1995	1996	1997	1998	1999	2000
2001	2002	2003	2004	2005	2006	2007	2008	2009	2010
2011	2012	2013	2014	2015	2016	2017	2018	2019	2020
2021	2022	2023	2024	2025	2026	2027	2028	2029	2030
								WEST	EAST

No.	Name	Label	Survey period	Survey frequency
3.190)	dl_corona_foreign	effect of corona virus on foreign subsidiary firms	West and east 03/2020	once

Wording of question

<p>Mrz 20</p> <p>In case negative effects on your company, of which nature are they?</p> <table border="1"> <tr> <td>Negative effects on business activities of foreign subsidiary firms</td> <td>Yes [1]</td> </tr> <tr> <td></td> <td></td> </tr> </table>	Negative effects on business activities of foreign subsidiary firms	Yes [1]			Further information
Negative effects on business activities of foreign subsidiary firms	Yes [1]				

Time span of variable

1991	1992	1993	1994	1995	1996	1997	1998	1999	2000
2001	2002	2003	2004	2005	2006	2007	2008	2009	2010
2011	2012	2013	2014	2015	2016	2017	2018	2019	2020
								WEST	
								EAST	
2021	2022	2023	2024	2025	2026	2027	2028	2029	2030

No.	Name	Label	Survey period	Survey frequency
3.191)	dl_corona_travel	effect of corona virus on delay or cancellation of business trips	West and east 03/2020	once

Wording of question

<p>Mrz 20</p> <p>In case negative effects on your company, of which nature are they?</p> <table border="1"> <tr> <td></td> <td>Yes [1]</td> </tr> <tr> <td>Delay or cancellation of business trips</td> <td></td> </tr> </table>		Yes [1]	Delay or cancellation of business trips		Further information
	Yes [1]				
Delay or cancellation of business trips					

Time span of variable

1991	1992	1993	1994	1995	1996	1997	1998	1999	2000
2001	2002	2003	2004	2005	2006	2007	2008	2009	2010
2011	2012	2013	2014	2015	2016	2017	2018	2019	2020
								WEST	
								EAST	
2021	2022	2023	2024	2025	2026	2027	2028	2029	2030

No.	Name	Label	Survey period	Survey frequency
3.192)	dl_corona_other	other negative effects of corona virus	West and east 03/2020	once

Wording of question

<p>Mrz 20</p> <p>In case negative effects on your company, of which nature are they?</p> <table border="1"> <tr> <td></td> <td>Yes [1]</td> </tr> <tr> <td>Other</td> <td></td> </tr> </table>		Yes [1]	Other		Further information
	Yes [1]				
Other					

Time span of variable

1991	1992	1993	1994	1995	1996	1997	1998	1999	2000
2001	2002	2003	2004	2005	2006	2007	2008	2009	2010
2011	2012	2013	2014	2015	2016	2017	2018	2019	2020
								WEST	
								EAST	
2021	2022	2023	2024	2025	2026	2027	2028	2029	2030

No.	Name	Label	Survey period	Survey frequency
-----	------	-------	---------------	------------------

3.193) dl_corona_other_text text: other negative effects of corona virus West and east 03/2020 once

Wording of question

<p>Mrz 20</p> <p>In case negative effects on your company, of which nature are they?</p> <p>Other <input type="text"/></p>	Further information																																								
<p>Time span of variable</p> <table border="1"> <tr><td>1991</td><td>1992</td><td>1993</td><td>1994</td><td>1995</td><td>1996</td><td>1997</td><td>1998</td><td>1999</td><td>2000</td></tr> <tr><td>2001</td><td>2002</td><td>2003</td><td>2004</td><td>2005</td><td>2006</td><td>2007</td><td>2008</td><td>2009</td><td>2010</td></tr> <tr><td>2011</td><td>2012</td><td>2013</td><td>2014</td><td>2015</td><td>2016</td><td>2017</td><td>2018</td><td>2019</td><td>2020</td></tr> <tr><td>2021</td><td>2022</td><td>2023</td><td>2024</td><td>2025</td><td>2026</td><td>2027</td><td>2028</td><td>2029</td><td>2030</td></tr> </table>		1991	1992	1993	1994	1995	1996	1997	1998	1999	2000	2001	2002	2003	2004	2005	2006	2007	2008	2009	2010	2011	2012	2013	2014	2015	2016	2017	2018	2019	2020	2021	2022	2023	2024	2025	2026	2027	2028	2029	2030
1991	1992	1993	1994	1995	1996	1997	1998	1999	2000																																
2001	2002	2003	2004	2005	2006	2007	2008	2009	2010																																
2011	2012	2013	2014	2015	2016	2017	2018	2019	2020																																
2021	2022	2023	2024	2025	2026	2027	2028	2029	2030																																

No. Name Label Survey period Survey frequency

3.194) dl_corona_eff2 effect of corona virus on current business West and east 04/2020 once

Wording of question

<p>Apr 20</p> <p>How does the spread of the corona virus affect your business activity?</p> <table border="1"> <tr> <td>Negatively [-3]</td> <td>[-2]</td> <td>[-1]</td> <td>[0]</td> <td>[+1]</td> <td>[+2]</td> <td>Positively [+3]</td> </tr> <tr> <td><input type="text"/></td> <td><input type="text"/></td> <td><input type="text"/></td> <td><input type="text"/></td> <td><input type="text"/></td> <td><input type="text"/></td> <td><input type="text"/></td> </tr> </table>	Negatively [-3]	[-2]	[-1]	[0]	[+1]	[+2]	Positively [+3]	<input type="text"/>	<input type="text"/>	<input type="text"/>	<input type="text"/>	<input type="text"/>	<input type="text"/>	<input type="text"/>	Further information																										
Negatively [-3]	[-2]	[-1]	[0]	[+1]	[+2]	Positively [+3]																																			
<input type="text"/>	<input type="text"/>	<input type="text"/>	<input type="text"/>	<input type="text"/>	<input type="text"/>	<input type="text"/>																																			
<p>Time span of variable</p> <table border="1"> <tr><td>1991</td><td>1992</td><td>1993</td><td>1994</td><td>1995</td><td>1996</td><td>1997</td><td>1998</td><td>1999</td><td>2000</td></tr> <tr><td>2001</td><td>2002</td><td>2003</td><td>2004</td><td>2005</td><td>2006</td><td>2007</td><td>2008</td><td>2009</td><td>2010</td></tr> <tr><td>2011</td><td>2012</td><td>2013</td><td>2014</td><td>2015</td><td>2016</td><td>2017</td><td>2018</td><td>2019</td><td>2020</td></tr> <tr><td>2021</td><td>2022</td><td>2023</td><td>2024</td><td>2025</td><td>2026</td><td>2027</td><td>2028</td><td>2029</td><td>2030</td></tr> </table>		1991	1992	1993	1994	1995	1996	1997	1998	1999	2000	2001	2002	2003	2004	2005	2006	2007	2008	2009	2010	2011	2012	2013	2014	2015	2016	2017	2018	2019	2020	2021	2022	2023	2024	2025	2026	2027	2028	2029	2030
1991	1992	1993	1994	1995	1996	1997	1998	1999	2000																																
2001	2002	2003	2004	2005	2006	2007	2008	2009	2010																																
2011	2012	2013	2014	2015	2016	2017	2018	2019	2020																																
2021	2022	2023	2024	2025	2026	2027	2028	2029	2030																																

No. Name Label Survey period Survey frequency

3.195) dl_corona_homeoff corona: increased use of home office West and east 04/2020 once

Wording of question

<p>Apr 20</p> <p>Which measures did your company take in response to the spread of the corona virus?</p> <table border="1"> <tr> <td>Operating business: Increased use of home office</td> <td>Yes [1]</td> </tr> <tr> <td><input type="text"/></td> <td><input type="text"/></td> </tr> </table>	Operating business: Increased use of home office	Yes [1]	<input type="text"/>	<input type="text"/>	Further information						
Operating business: Increased use of home office	Yes [1]										
<input type="text"/>	<input type="text"/>										
<p>Time span of variable</p> <table border="1"> <tr><td>1991</td><td>1992</td><td>1993</td><td>1994</td><td>1995</td><td>1996</td><td>1997</td><td>1998</td><td>1999</td><td>2000</td></tr> </table>		1991	1992	1993	1994	1995	1996	1997	1998	1999	2000
1991	1992	1993	1994	1995	1996	1997	1998	1999	2000		

2001	2002	2003	2004	2005	2006	2007	2008	2009	2010
2011	2012	2013	2014	2015	2016	2017	2018	2019	2020
2021	2022	2023	2024	2025	2026	2027	2028	2029	2030
								WEST	EAST

No.	Name	Label	Survey period	Survey frequency
3.196)	dl_corona_stwork	corona: short-time work	West and east 04/2020	once

Wording of question

<p>Apr 20</p> <p>Which measures did your company take in response to the spread of the corona virus?</p> <table border="1"> <tr> <td>Operating business: Short-time work</td> <td>Yes [1]</td> </tr> </table>	Operating business: Short-time work	Yes [1]	Further information
Operating business: Short-time work	Yes [1]		

Time span of variable

1991	1992	1993	1994	1995	1996	1997	1998	1999	2000
2001	2002	2003	2004	2005	2006	2007	2008	2009	2010
2011	2012	2013	2014	2015	2016	2017	2018	2019	2020
2021	2022	2023	2024	2025	2026	2027	2028	2029	2030
								WEST	EAST

No.	Name	Label	Survey period	Survey frequency
3.197)	dl_corona_overtime	corona: reduction of overtime	West and east 04/2020	once

Wording of question

<p>Apr 20</p> <p>Which measures did your company take in response to the spread of the corona virus?</p> <table border="1"> <tr> <td>Operating business: Holiday and reduction of overtime</td> <td>Yes [1]</td> </tr> </table>	Operating business: Holiday and reduction of overtime	Yes [1]	Further information
Operating business: Holiday and reduction of overtime	Yes [1]		

Time span of variable

1991	1992	1993	1994	1995	1996	1997	1998	1999	2000
2001	2002	2003	2004	2005	2006	2007	2008	2009	2010
2011	2012	2013	2014	2015	2016	2017	2018	2019	2020
2021	2022	2023	2024	2025	2026	2027	2028	2029	2030
								WEST	EAST

No.	Name	Label	Survey period	Survey frequency
3.198)	dl_corona_empreduc tion	corona: reduction of employment	West and east 04/2020	once

Wording of question

<p>Apr 20</p> <p>Which measures did your company take in response to the spread of the corona virus?</p> <table border="1" style="margin-left: auto; margin-right: auto;"> <tr> <td style="width: 100px; height: 20px;"></td> <td style="width: 50px; text-align: center;">Yes [1]</td> </tr> </table> <table border="1" style="margin-left: auto; margin-right: auto;"> <tr> <td style="width: 100px; height: 20px;"> Operatives Geschäft: Reduction of employment (e.g. job cuts) </td> <td style="width: 50px;"></td> </tr> </table>		Yes [1]	Operatives Geschäft: Reduction of employment (e.g. job cuts)		Further information
	Yes [1]				
Operatives Geschäft: Reduction of employment (e.g. job cuts)					

Time span of variable

1991	1992	1993	1994	1995	1996	1997	1998	1999	2000
2001	2002	2003	2004	2005	2006	2007	2008	2009	2010
2011	2012	2013	2014	2015	2016	2017	2018	2019	2020
2021	2022	2023	2024	2025	2026	2027	2028	2029	2030
								WEST	EAST

No.	Name	Label	Survey period	Survey frequency
3.199)	dl_corona_siteshut	corona: site shutdown	West and east 04/2020	once

Wording of question

<p>Apr 20</p> <p>Which measures did your company take in response to the spread of the corona virus?</p> <table border="1" style="margin-left: auto; margin-right: auto;"> <tr> <td style="width: 100px; height: 20px;"></td> <td style="width: 50px; text-align: center;">Yes [1]</td> </tr> </table> <table border="1" style="margin-left: auto; margin-right: auto;"> <tr> <td style="width: 100px; height: 20px;"> Operating business: Shutdown of sites </td> <td style="width: 50px;"></td> </tr> </table>		Yes [1]	Operating business: Shutdown of sites		Further information
	Yes [1]				
Operating business: Shutdown of sites					

Time span of variable

1991	1992	1993	1994	1995	1996	1997	1998	1999	2000
2001	2002	2003	2004	2005	2006	2007	2008	2009	2010
2011	2012	2013	2014	2015	2016	2017	2018	2019	2020
2021	2022	2023	2024	2025	2026	2027	2028	2029	2030
								WEST	EAST

No.	Name	Label	Survey period	Survey frequency
3.200)	dl_corona_storage	corona: increased storing	West and east 04/2020	once

Wording of question

<p>Apr 20</p> <p>Which measures did your company take in response to the spread of the corona virus?</p> <table border="1" style="margin-left: auto; margin-right: auto;"> <tr> <td style="width: 100px; height: 20px;"></td> <td style="width: 50px; text-align: center;">Yes [1]</td> </tr> </table> <table border="1" style="margin-left: auto; margin-right: auto;"> <tr> <td style="width: 100px; height: 20px;"> Operating business: Increased storing </td> <td style="width: 50px;"></td> </tr> </table>		Yes [1]	Operating business: Increased storing		Further information
	Yes [1]				
Operating business: Increased storing					

Time span of variable

1991	1992	1993	1994	1995	1996	1997	1998	1999	2000
2001	2002	2003	2004	2005	2006	2007	2008	2009	2010

2011	2012	2013	2014	2015	2016	2017	2018	2019	2020
									WEST
									EAST
2021	2022	2023	2024	2025	2026	2027	2028	2029	2030

No.	Name	Label	Survey period	Survey frequency
-----	------	-------	---------------	------------------

3.201)	dl_corona_supplier	corona: change or diversification of supplier	West and east 04/2020	once
--------	--------------------	---	-----------------------	------

Wording of question

Apr 20	Further information		
Which measures did your company take in response to the spread of the corona virus?			
<table border="1"> <tr><td>Yes [1]</td></tr> <tr><td>Operating business: Change or diversification of suppliers</td></tr> </table>	Yes [1]	Operating business: Change or diversification of suppliers	
Yes [1]			
Operating business: Change or diversification of suppliers			

Time span of variable

1991	1992	1993	1994	1995	1996	1997	1998	1999	2000
2001	2002	2003	2004	2005	2006	2007	2008	2009	2010
2011	2012	2013	2014	2015	2016	2017	2018	2019	2020
									WEST
									EAST
2021	2022	2023	2024	2025	2026	2027	2028	2029	2030

No.	Name	Label	Survey period	Survey frequency
-----	------	-------	---------------	------------------

3.202)	dl_corona_bus_other	corona: other consequences	West and east 04/2020	once
--------	---------------------	----------------------------	-----------------------	------

Wording of question

Apr 20	Further information		
Which measures did your company take in response to the spread of the corona virus?			
<table border="1"> <tr><td>Yes [1]</td></tr> <tr><td>Operating business: Other</td></tr> </table>	Yes [1]	Operating business: Other	
Yes [1]			
Operating business: Other			

Time span of variable

1991	1992	1993	1994	1995	1996	1997	1998	1999	2000
2001	2002	2003	2004	2005	2006	2007	2008	2009	2010
2011	2012	2013	2014	2015	2016	2017	2018	2019	2020
									WEST
									EAST
2021	2022	2023	2024	2025	2026	2027	2028	2029	2030

No.	Name	Label	Survey period	Survey frequency
-----	------	-------	---------------	------------------

3.203)	dl_corona_bus_othert ext	corona: other consequences text	West and east 04/2020	once
--------	-----------------------------	---------------------------------	-----------------------	------

Wording of question

Apr 20	Further information
Which measures did your company take in response to the spread of the corona virus?	

Operatives Geschäft: Other, such as									
Time span of variable									
1991	1992	1993	1994	1995	1996	1997	1998	1999	2000
2001	2002	2003	2004	2005	2006	2007	2008	2009	2010
2011	2012	2013	2014	2015	2016	2017	2018	2019	2020
2021	2022	2023	2024	2025	2026	2027	2028	2029	2030
								WEST	EAST

No.	Name	Label	Survey period	Survey frequency
3.204)	dl_corona_cred	corona: use of credit lines	West and east 04/2020	once

Wording of question

Apr 20 Which measures did your company take in response to the spread of the corona virus? <table border="1"> <tr> <td> Finance/Investment: Use of existing credit lines </td> <td>Yes [1]</td> </tr> </table>	Finance/Investment: Use of existing credit lines	Yes [1]	Further information						
Finance/Investment: Use of existing credit lines	Yes [1]								
Time span of variable									
1991	1992	1993	1994	1995	1996	1997	1998	1999	2000
2001	2002	2003	2004	2005	2006	2007	2008	2009	2010
2011	2012	2013	2014	2015	2016	2017	2018	2019	2020
2021	2022	2023	2024	2025	2026	2027	2028	2029	2030
								WEST	EAST

No.	Name	Label	Survey period	Survey frequency
3.205)	dl_corona_newcredit	corona: new credit lines	West and east 04/2020	once

Wording of question

Apr 20 Which measures did your company take in response to the spread of the corona virus? <table border="1"> <tr> <td> Finance/Investment: New credit lines </td> <td>Yes [1]</td> </tr> </table>	Finance/Investment: New credit lines	Yes [1]	Further information						
Finance/Investment: New credit lines	Yes [1]								
Time span of variable									
1991	1992	1993	1994	1995	1996	1997	1998	1999	2000
2001	2002	2003	2004	2005	2006	2007	2008	2009	2010
2011	2012	2013	2014	2015	2016	2017	2018	2019	2020
2021	2022	2023	2024	2025	2026	2027	2028	2029	2030
								WEST	EAST

Time span of variable									
1991	1992	1993	1994	1995	1996	1997	1998	1999	2000
2001	2002	2003	2004	2005	2006	2007	2008	2009	2010
2011	2012	2013	2014	2015	2016	2017	2018	2019	2020
2021	2022	2023	2024	2025	2026	2027	2028	2029	2030
								WEST	EAST

No.	Name	Label	Survey period	Survey frequency
3.209)	dl_corona_fin_other	corona: other financial consequences	West and east 04/2020	once

Wording of question

<p>Apr 20</p> <p>Which measures did your company take in response to the spread of the corona virus?</p> <table border="1" style="margin-left: 20px;"> <tr> <td style="width: 100px;">Finance/Investment:</td> <td style="width: 100px;">Yes [1]</td> </tr> <tr> <td>Other</td> <td></td> </tr> </table>	Finance/Investment:	Yes [1]	Other		Further information
Finance/Investment:	Yes [1]				
Other					

Time span of variable

1991	1992	1993	1994	1995	1996	1997	1998	1999	2000
2001	2002	2003	2004	2005	2006	2007	2008	2009	2010
2011	2012	2013	2014	2015	2016	2017	2018	2019	2020
2021	2022	2023	2024	2025	2026	2027	2028	2029	2030
								WEST	EAST

No.	Name	Label	Survey period	Survey frequency
3.210)	dl_corona_fin_othertext	corona: other financial consequences text	West and east 04/2020	once

Wording of question

<p>Apr 20</p> <p>Which measures did your company take in response to the spread of the corona virus?</p> <table border="1" style="margin-left: 20px;"> <tr> <td style="width: 100px;">Finance/Investment:</td> <td style="width: 100px;"></td> </tr> <tr> <td>Other, such as:</td> <td></td> </tr> </table>	Finance/Investment:		Other, such as:		Further information
Finance/Investment:					
Other, such as:					

Time span of variable

1991	1992	1993	1994	1995	1996	1997	1998	1999	2000
2001	2002	2003	2004	2005	2006	2007	2008	2009	2010
2011	2012	2013	2014	2015	2016	2017	2018	2019	2020
2021	2022	2023	2024	2025	2026	2027	2028	2029	2030
								WEST	EAST

No.	Name	Label	Survey period	Survey frequency					
3.211)	dl_corona_restrpublic	corona: restrictions to public life duration	West and east 04/2020	once					
Wording of question									
<p>Apr 20</p> <p>How long do you expect restrictions to public life in Germany to last due to the spread of the corona virus?</p> <p>_____ months</p>			Further information						
Time span of variable									
1991	1992	1993	1994	1995	1996	1997	1998	1999	2000
2001	2002	2003	2004	2005	2006	2007	2008	2009	2010
2011	2012	2013	2014	2015	2016	2017	2018	2019	2020
2021	2022	2023	2024	2025	2026	2027	2028	2029	2030
								WEST	EAST

No.	Name	Label	Survey period	Survey frequency					
3.212)	dl_corona_turnovercon	corona: constant turnover	West and east 04/2020	once					
Wording of question									
<p>Apr 20</p> <p>Which effect of the corona pandemic on your companies turnover do you expect this year?</p> <p>[1]</p> <p>No effect</p>			Further information						
Time span of variable									
1991	1992	1993	1994	1995	1996	1997	1998	1999	2000
2001	2002	2003	2004	2005	2006	2007	2008	2009	2010
2011	2012	2013	2014	2015	2016	2017	2018	2019	2020
2021	2022	2023	2024	2025	2026	2027	2028	2029	2030
								WEST	EAST

No.	Name	Label	Survey period	Survey frequency					
3.213)	dl_corona_trunoverinc	corona: increasing turnover	West and east 04/2020	once					
Wording of question									
<p>Apr 20</p> <p>Which effect of the corona pandemic on your companies turnover do you expect this year?</p> <p>Increase of _____ %</p>			Further information						
Time span of variable									
1991	1992	1993	1994	1995	1996	1997	1998	1999	2000
2001	2002	2003	2004	2005	2006	2007	2008	2009	2010

2011	2012	2013	2014	2015	2016	2017	2018	2019	2020
									WEST
									EAST
2021	2022	2023	2024	2025	2026	2027	2028	2029	2030

No.	Name	Label	Survey period	Survey frequency
-----	------	-------	---------------	------------------

3.214)	dl_corona_turnoverdec	corona: decreasing turnover	West and east 04/2020	once
--------	-----------------------	-----------------------------	-----------------------	------

Wording of question

<p>Apr 20</p> <p>Which effect of the corona pandemic on your companies turnover do you expect this year?</p> <p>Decrease of _____ %</p>	Further information																																																												
<p>Time span of variable</p> <table border="1"> <tr> <td>1991</td><td>1992</td><td>1993</td><td>1994</td><td>1995</td><td>1996</td><td>1997</td><td>1998</td><td>1999</td><td>2000</td> </tr> <tr> <td>2001</td><td>2002</td><td>2003</td><td>2004</td><td>2005</td><td>2006</td><td>2007</td><td>2008</td><td>2009</td><td>2010</td> </tr> <tr> <td>2011</td><td>2012</td><td>2013</td><td>2014</td><td>2015</td><td>2016</td><td>2017</td><td>2018</td><td>2019</td><td>2020</td> </tr> <tr> <td></td><td></td><td></td><td></td><td></td><td></td><td></td><td></td><td></td><td>WEST</td> </tr> <tr> <td></td><td></td><td></td><td></td><td></td><td></td><td></td><td></td><td></td><td>EAST</td> </tr> <tr> <td>2021</td><td>2022</td><td>2023</td><td>2024</td><td>2025</td><td>2026</td><td>2027</td><td>2028</td><td>2029</td><td>2030</td> </tr> </table>		1991	1992	1993	1994	1995	1996	1997	1998	1999	2000	2001	2002	2003	2004	2005	2006	2007	2008	2009	2010	2011	2012	2013	2014	2015	2016	2017	2018	2019	2020										WEST										EAST	2021	2022	2023	2024	2025	2026	2027	2028	2029	2030
1991	1992	1993	1994	1995	1996	1997	1998	1999	2000																																																				
2001	2002	2003	2004	2005	2006	2007	2008	2009	2010																																																				
2011	2012	2013	2014	2015	2016	2017	2018	2019	2020																																																				
									WEST																																																				
									EAST																																																				
2021	2022	2023	2024	2025	2026	2027	2028	2029	2030																																																				

No.	Name	Label	Survey period	Survey frequency
-----	------	-------	---------------	------------------

3.215)	dl_corona_turnoverfuture	corona: catch up on missed turnover in future	West and east 04/2020	once
--------	--------------------------	---	-----------------------	------

Wording of question

<p>Apr 20</p> <p>In case you expect a decrease in turnover, do you expect to catch up with the missed turnover in the future?</p> <table border="1"> <tr> <td>No [1]</td><td>Yes, partly [2]</td><td>Yes, completely [3]</td></tr> <tr> <td></td><td></td><td></td></tr> </table>	No [1]	Yes, partly [2]	Yes, completely [3]				Further information																																																						
No [1]	Yes, partly [2]	Yes, completely [3]																																																											
<p>Time span of variable</p> <table border="1"> <tr> <td>1991</td><td>1992</td><td>1993</td><td>1994</td><td>1995</td><td>1996</td><td>1997</td><td>1998</td><td>1999</td><td>2000</td> </tr> <tr> <td>2001</td><td>2002</td><td>2003</td><td>2004</td><td>2005</td><td>2006</td><td>2007</td><td>2008</td><td>2009</td><td>2010</td> </tr> <tr> <td>2011</td><td>2012</td><td>2013</td><td>2014</td><td>2015</td><td>2016</td><td>2017</td><td>2018</td><td>2019</td><td>2020</td> </tr> <tr> <td></td><td></td><td></td><td></td><td></td><td></td><td></td><td></td><td></td><td>WEST</td> </tr> <tr> <td></td><td></td><td></td><td></td><td></td><td></td><td></td><td></td><td></td><td>EAST</td> </tr> <tr> <td>2021</td><td>2022</td><td>2023</td><td>2024</td><td>2025</td><td>2026</td><td>2027</td><td>2028</td><td>2029</td><td>2030</td> </tr> </table>		1991	1992	1993	1994	1995	1996	1997	1998	1999	2000	2001	2002	2003	2004	2005	2006	2007	2008	2009	2010	2011	2012	2013	2014	2015	2016	2017	2018	2019	2020										WEST										EAST	2021	2022	2023	2024	2025	2026	2027	2028	2029	2030
1991	1992	1993	1994	1995	1996	1997	1998	1999	2000																																																				
2001	2002	2003	2004	2005	2006	2007	2008	2009	2010																																																				
2011	2012	2013	2014	2015	2016	2017	2018	2019	2020																																																				
									WEST																																																				
									EAST																																																				
2021	2022	2023	2024	2025	2026	2027	2028	2029	2030																																																				

No.	Name	Label	Survey period	Survey frequency
-----	------	-------	---------------	------------------

3.216)	dl_corona_emplabr1	corona: share of employees living abroad	West and east 04/2020	once
--------	--------------------	--	-----------------------	------

Wording of question

<p>Apr 20</p>	Further information
---------------	---------------------

Do you have employees with residence outside of Germany? If yes, what is their share compared to the overall staff?

Yes, _____ % of employees

Time span of variable

1991	1992	1993	1994	1995	1996	1997	1998	1999	2000
2001	2002	2003	2004	2005	2006	2007	2008	2009	2010
2011	2012	2013	2014	2015	2016	2017	2018	2019	2020
2021	2022	2023	2024	2025	2026	2027	2028	2029	2030

WEST
EAST

No.	Name	Label	Survey period	Survey frequency
-----	------	-------	---------------	------------------

3.217) dl_corona_emplabr2 corona: no employees living abroad West and east 04/2020 once

Wording of question

Apr 20

Do you have employees with residence outside of Germany? If yes, what is their share compared to the overall staff?

No [1]

Further information

Time span of variable

1991	1992	1993	1994	1995	1996	1997	1998	1999	2000
2001	2002	2003	2004	2005	2006	2007	2008	2009	2010
2011	2012	2013	2014	2015	2016	2017	2018	2019	2020
2021	2022	2023	2024	2025	2026	2027	2028	2029	2030

WEST
EAST

No.	Name	Label	Survey period	Survey frequency
-----	------	-------	---------------	------------------

3.218) dl_corona_emplabr3 corona: employment of employees living abroad West and east 04/2020 once

Wording of question

Apr 20

Can you currently employ those employees with residence outside of Germany?

No, no employment possible [1]	Yes, partly [2]	Yes, completely [3]
--------------------------------	-----------------	---------------------

Further information

Time span of variable

1991	1992	1993	1994	1995	1996	1997	1998	1999	2000
2001	2002	2003	2004	2005	2006	2007	2008	2009	2010

2011	2012	2013	2014	2015	2016	2017	2018	2019	2020
									WEST
									EAST
2021	2022	2023	2024	2025	2026	2027	2028	2029	2030

No.	Name	Label	Survey period	Survey frequency
-----	------	-------	---------------	------------------

3.219)	dl_corona_problem	corona: most problematic aspect	West and east 04/2020	once
--------	-------------------	---------------------------------	-----------------------	------

Wording of question

<p>Apr 20</p> <p>Which aspect of the corona pandemic is most problematic to your company?</p> <p>_____</p>	Further information								
Time span of variable									
1991	1992	1993	1994	1995	1996	1997	1998	1999	2000
2001	2002	2003	2004	2005	2006	2007	2008	2009	2010
2011	2012	2013	2014	2015	2016	2017	2018	2019	2020
									WEST
									EAST
2021	2022	2023	2024	2025	2026	2027	2028	2029	2030

No.	Name	Label	Survey period	Survey frequency
-----	------	-------	---------------	------------------

3.220)	dl_corona_polconseq	corona: desired political consequences	West and east 04/2020	once
--------	---------------------	--	-----------------------	------

Wording of question

<p>Apr 20</p> <p>Which measures do you wish to be taken by politicians?</p> <p>_____</p>	Further information								
Time span of variable									
1991	1992	1993	1994	1995	1996	1997	1998	1999	2000
2001	2002	2003	2004	2005	2006	2007	2008	2009	2010
2011	2012	2013	2014	2015	2016	2017	2018	2019	2020
									WEST
									EAST
2021	2022	2023	2024	2025	2026	2027	2028	2029	2030

No.	Name	Label	Label	Survey period	Survey frequency
-----	------	-------	-------	---------------	------------------

3.221)	dl_corona_survive	corona: duration surviving shutdown		West and east 04/2020	once
--------	-------------------	-------------------------------------	--	-----------------------	------

Wording of question

<p>Apr 20</p> <p>In order to fight the corona pandemic, several measures are taken such as shutdowns of schools/universities/shops, restrictions to personal contact, restrictions to travel and more. How long do you expect your company could survive if this measures would be held up longer?</p>	Further information only online								
<table border="1"> <tr> <td>less than 1 month [0]</td><td>1 month [1]</td><td>2 months [2]</td><td>3 months [3]</td><td>4 months [4]</td><td>5 months [5]</td><td>6 months [6]</td><td>more than 6 months [7]</td></tr> </table>		less than 1 month [0]	1 month [1]	2 months [2]	3 months [3]	4 months [4]	5 months [5]	6 months [6]	more than 6 months [7]
less than 1 month [0]	1 month [1]	2 months [2]	3 months [3]	4 months [4]	5 months [5]	6 months [6]	more than 6 months [7]		

--	--	--	--	--	--	--	--	--	--

Time span of variable

1991	1992	1993	1994	1995	1996	1997	1998	1999	2000
2001	2002	2003	2004	2005	2006	2007	2008	2009	2010
2011	2012	2013	2014	2015	2016	2017	2018	2019	2020
								WEST	EAST
2021	2022	2023	2024	2025	2026	2027	2028	2029	2030

No.	Name	Label	Label	Survey period	Survey frequency
-----	------	-------	-------	---------------	------------------

3.222)	dl_corona_surviveas	corona: duration survivign shutdown assistances		West and east 04/2020	once
--------	---------------------	---	--	-----------------------	------

Wording of question

<p>Apr 20</p> <p>In the last question you delivered your expectations how long your company could last the current measures against the corona pandemic. Did you consider the possibility to receive federal assistances when giving your answer?+</p> <table border="1"> <tr> <td>Yes [1]</td> <td>No [2]</td> </tr> <tr> <td></td> <td></td> </tr> </table>	Yes [1]	No [2]			<p>Further information only online</p>
Yes [1]	No [2]				

Time span of variable

1991	1992	1993	1994	1995	1996	1997	1998	1999	2000
2001	2002	2003	2004	2005	2006	2007	2008	2009	2010
2011	2012	2013	2014	2015	2016	2017	2018	2019	2020
								WEST	EAST
2021	2022	2023	2024	2025	2026	2027	2028	2029	2030

No.	Name	Label	Label	Survey period	Survey frequency
-----	------	-------	-------	---------------	------------------

3.223)	dl_corona_def	corona: use of deferred payments		West and east 04/2020	once
--------	---------------	----------------------------------	--	-----------------------	------

Wording of question

<p>Apr 20</p> <p>Does your company use deferred payments of tax or in order to reduce advance payments?</p> <table border="1"> <tr> <td>Yes [1]</td> <td>No [2]</td> </tr> <tr> <td></td> <td></td> </tr> </table>	Yes [1]	No [2]			<p>Further information only online</p>
Yes [1]	No [2]				

Time span of variable

1991	1992	1993	1994	1995	1996	1997	1998	1999	2000
2001	2002	2003	2004	2005	2006	2007	2008	2009	2010

2011	2012	2013	2014	2015	2016	2017	2018	2019	2020
									WEST
									EAST
2021	2022	2023	2024	2025	2026	2027	2028	2029	2030

No.	Name	Label	Survey period	Survey frequency
3.224)	dl_corona_def2	corona: use of deferred payments in the future	West and east 04/2020	once

Wording of question

<p>Apr 20</p> <p>If not, do you plan to do so in the future?</p> <table border="1"> <tr> <td>Yes [1]</td> <td>No [2]</td> </tr> <tr> <td></td> <td></td> </tr> </table>	Yes [1]	No [2]			<p>Further information</p> <p>only online</p> <p>answer only possible if dl_corona_def was answered</p> <p>No</p>
Yes [1]	No [2]				

Time span of variable

1991	1992	1993	1994	1995	1996	1997	1998	1999	2000
2001	2002	2003	2004	2005	2006	2007	2008	2009	2010
2011	2012	2013	2014	2015	2016	2017	2018	2019	2020
									WEST
									EAST
2021	2022	2023	2024	2025	2026	2027	2028	2029	2030

No.	Name	Label	Survey period	Survey frequency
3.225)	dl_cor5_effect	corona may: effect of pandemic on business	West and east 05/2020	once

Wording of question

<p>May 20</p> <p>Can you see an effect of the corona pandemics on your business activity? Is it negative or positive?</p> <table border="1"> <tr> <td>Negative [-3]</td> <td>[-2]</td> <td>[-1]</td> <td>[0]</td> <td>[+1]</td> <td>[+2]</td> <td>Positive [+3]</td> </tr> <tr> <td></td> <td></td> <td></td> <td></td> <td></td> <td></td> <td></td> </tr> </table>	Negative [-3]	[-2]	[-1]	[0]	[+1]	[+2]	Positive [+3]								<p>Further information</p>
Negative [-3]	[-2]	[-1]	[0]	[+1]	[+2]	Positive [+3]									

Time span of variable

1991	1992	1993	1994	1995	1996	1997	1998	1999	2000
2001	2002	2003	2004	2005	2006	2007	2008	2009	2010
2011	2012	2013	2014	2015	2016	2017	2018	2019	2020
									WEST
									EAST
2021	2022	2023	2024	2025	2026	2027	2028	2029	2030

No.	Name	Label	Survey period	Survey frequency
3.226)	dl_cor5_measures1	corona may: stop of production due to ..	West and east 05/2020	once

the pandemic

Wording of question

<p>May 20</p> <p>Which measures did your company take due to the corona pandemics? (multiple answers possible)</p>		Further information	
<table border="1"> <tr> <td>Stop of production</td> <td>Yes [1]</td> </tr> </table>	Stop of production		Yes [1]
Stop of production	Yes [1]		

Time span of variable

1991	1992	1993	1994	1995	1996	1997	1998	1999	2000
2001	2002	2003	2004	2005	2006	2007	2008	2009	2010
2011	2012	2013	2014	2015	2016	2017	2018	2019	2020
								WEST	EAST
2021	2022	2023	2024	2025	2026	2027	2028	2029	2030

No.	Name	Label	Survey period	Survey frequency
3.227)	dl_cor5_measures2	corona may: use of assistances due to the pandemic	West and east 05/2020	once

Wording of question

<p>May 20</p> <p>Which measures did your company take due to the corona pandemics? (multiple answers possible)</p>		Further information	
<table border="1"> <tr> <td>Use of liquidity assistances</td> <td>Yes [1]</td> </tr> </table>	Use of liquidity assistances		Yes [1]
Use of liquidity assistances	Yes [1]		

Time span of variable

1991	1992	1993	1994	1995	1996	1997	1998	1999	2000
2001	2002	2003	2004	2005	2006	2007	2008	2009	2010
2011	2012	2013	2014	2015	2016	2017	2018	2019	2020
								WEST	EAST
2021	2022	2023	2024	2025	2026	2027	2028	2029	2030

No.	Name	Label	Survey period	Survey frequency
3.228)	dl_cor5_measures3	corona may: postponement of investment projects due to the	West and east 05/2020	once

Wording of question

<p>May 20</p> <p>Which measures did your company take due to the corona pandemics? (multiple answers possible)</p>		Further information	
<table border="1"> <tr> <td>Postponement of investment projects</td> <td>Yes [1]</td> </tr> </table>	Postponement of investment projects		Yes [1]
Postponement of investment projects	Yes [1]		

Time span of variable

1991	1992	1993	1994	1995	1996	1997	1998	1999	2000
------	------	------	------	------	------	------	------	------	------

2001	2002	2003	2004	2005	2006	2007	2008	2009	2010
2011	2012	2013	2014	2015	2016	2017	2018	2019	2020
									WEST
									EAST
2021	2022	2023	2024	2025	2026	2027	2028	2029	2030

No.	Name	Label	Survey period	Survey frequency
3.229)	dl_cor5_measures4	corona may: cancellation of investment projects due to the pandemic	West and east 05/2020	once

Wording of question

<p>May 20</p> <p>Which measures did your company take due to the corona pandemics? (multiple answers possible)</p> <table border="1"> <tr> <td></td> <td>Yes [1]</td> </tr> <tr> <td>Cancellation of investment projects</td> <td></td> </tr> </table>		Yes [1]	Cancellation of investment projects		Further information
	Yes [1]				
Cancellation of investment projects					

Time span of variable

1991	1992	1993	1994	1995	1996	1997	1998	1999	2000
2001	2002	2003	2004	2005	2006	2007	2008	2009	2010
2011	2012	2013	2014	2015	2016	2017	2018	2019	2020
									WEST
									EAST
2021	2022	2023	2024	2025	2026	2027	2028	2029	2030

No.	Name	Label	Survey period	Survey frequency
3.230)	dl_cor5_measures5	corona may: short time work due to the pandemic	West and east 05/2020	once

Wording of question

<p>May 20</p> <p>Which measures did your company take due to the corona pandemics? (multiple answers possible)</p> <table border="1"> <tr> <td></td> <td>Yes [1]</td> </tr> <tr> <td>Short-time work</td> <td></td> </tr> </table>		Yes [1]	Short-time work		Further information
	Yes [1]				
Short-time work					

Time span of variable

1991	1992	1993	1994	1995	1996	1997	1998	1999	2000
2001	2002	2003	2004	2005	2006	2007	2008	2009	2010
2011	2012	2013	2014	2015	2016	2017	2018	2019	2020
									WEST
									EAST
2021	2022	2023	2024	2025	2026	2027	2028	2029	2030

No.	Name	Label	Survey period	Survey frequency
3.231)	dl_cor5_measures5a	corona may: share of short time work due to the pandemic	West and east 05/2020	once

Wording of question

<p>May 20</p> <p>Which measures did your company take due to the corona pandemics? (multiple answers possible)</p> <p>Share of employees in short-time work _____ %</p>	Further information																																								
<p>Time span of variable</p> <table border="1" style="width: 100%; text-align: center;"> <tr><td>1991</td><td>1992</td><td>1993</td><td>1994</td><td>1995</td><td>1996</td><td>1997</td><td>1998</td><td>1999</td><td>2000</td></tr> <tr><td>2001</td><td>2002</td><td>2003</td><td>2004</td><td>2005</td><td>2006</td><td>2007</td><td>2008</td><td>2009</td><td>2010</td></tr> <tr><td>2011</td><td>2012</td><td>2013</td><td>2014</td><td>2015</td><td>2016</td><td>2017</td><td>2018</td><td>2019</td><td>2020</td></tr> <tr><td>2021</td><td>2022</td><td>2023</td><td>2024</td><td>2025</td><td>2026</td><td>2027</td><td>2028</td><td>2029</td><td>2030</td></tr> </table>		1991	1992	1993	1994	1995	1996	1997	1998	1999	2000	2001	2002	2003	2004	2005	2006	2007	2008	2009	2010	2011	2012	2013	2014	2015	2016	2017	2018	2019	2020	2021	2022	2023	2024	2025	2026	2027	2028	2029	2030
1991	1992	1993	1994	1995	1996	1997	1998	1999	2000																																
2001	2002	2003	2004	2005	2006	2007	2008	2009	2010																																
2011	2012	2013	2014	2015	2016	2017	2018	2019	2020																																
2021	2022	2023	2024	2025	2026	2027	2028	2029	2030																																

No.	Name	Label	Survey period	Survey frequency
3.232)	dl_cor5_duration_public	corona may: duration of restrictions to public life due to the pandemic	West and east 05/2020	once

Wording of question

<p>May 20</p> <p>In the following we ask you to estimate the further development of the crisis. (Please fill in a number smaller 1, e.g. "0.5" for 2 weeks)</p> <p>How long do you expect the restrictions to public life to take place in Germany due to the corona pandemic?</p> <p>_____ months</p>	Further information																																								
<p>Time span of variable</p> <table border="1" style="width: 100%; text-align: center;"> <tr><td>1991</td><td>1992</td><td>1993</td><td>1994</td><td>1995</td><td>1996</td><td>1997</td><td>1998</td><td>1999</td><td>2000</td></tr> <tr><td>2001</td><td>2002</td><td>2003</td><td>2004</td><td>2005</td><td>2006</td><td>2007</td><td>2008</td><td>2009</td><td>2010</td></tr> <tr><td>2011</td><td>2012</td><td>2013</td><td>2014</td><td>2015</td><td>2016</td><td>2017</td><td>2018</td><td>2019</td><td>2020</td></tr> <tr><td>2021</td><td>2022</td><td>2023</td><td>2024</td><td>2025</td><td>2026</td><td>2027</td><td>2028</td><td>2029</td><td>2030</td></tr> </table>		1991	1992	1993	1994	1995	1996	1997	1998	1999	2000	2001	2002	2003	2004	2005	2006	2007	2008	2009	2010	2011	2012	2013	2014	2015	2016	2017	2018	2019	2020	2021	2022	2023	2024	2025	2026	2027	2028	2029	2030
1991	1992	1993	1994	1995	1996	1997	1998	1999	2000																																
2001	2002	2003	2004	2005	2006	2007	2008	2009	2010																																
2011	2012	2013	2014	2015	2016	2017	2018	2019	2020																																
2021	2022	2023	2024	2025	2026	2027	2028	2029	2030																																

No.	Name	Label	Survey period	Survey frequency
3.233)	dl_cor5_duration1	corona may: time until business situation will normalize (best case)	West and east 05/2020	once

Wording of question

<p>May 20</p> <p>In the following we ask you to estimate the further development of the crisis. (Please fill in a number smaller 1, e.g. "0.5" for 2 weeks)</p> <p>When do you expect the state of business to normalize? In the best case in:</p> <p>_____ months</p>	Further information																				
<p>Time span of variable</p> <table border="1" style="width: 100%; text-align: center;"> <tr><td>1991</td><td>1992</td><td>1993</td><td>1994</td><td>1995</td><td>1996</td><td>1997</td><td>1998</td><td>1999</td><td>2000</td></tr> <tr><td>2001</td><td>2002</td><td>2003</td><td>2004</td><td>2005</td><td>2006</td><td>2007</td><td>2008</td><td>2009</td><td>2010</td></tr> </table>		1991	1992	1993	1994	1995	1996	1997	1998	1999	2000	2001	2002	2003	2004	2005	2006	2007	2008	2009	2010
1991	1992	1993	1994	1995	1996	1997	1998	1999	2000												
2001	2002	2003	2004	2005	2006	2007	2008	2009	2010												

2011	2012	2013	2014	2015	2016	2017	2018	2019	2020
									WEST
									EAST
2021	2022	2023	2024	2025	2026	2027	2028	2029	2030

No.	Name	Label	Survey period	Survey frequency
3.234)	dl_cor5_duration2	corona may: time until business situation will normalize (most likely)	West and east 05/2020	once

Wording of question

<p>May 20</p> <p>In the following we ask you to estimate the further development of the crisis. (Please fill in a number smaller 1, e.g. "0.5" for 2 weeks)</p> <p>When do you expect the state of business to normalize? In the most likely case in:</p> <p>_____ months</p>	Further information																																																												
<p>Time span of variable</p> <table border="1"> <tr> <td>1991</td><td>1992</td><td>1993</td><td>1994</td><td>1995</td><td>1996</td><td>1997</td><td>1998</td><td>1999</td><td>2000</td> </tr> <tr> <td>2001</td><td>2002</td><td>2003</td><td>2004</td><td>2005</td><td>2006</td><td>2007</td><td>2008</td><td>2009</td><td>2010</td> </tr> <tr> <td>2011</td><td>2012</td><td>2013</td><td>2014</td><td>2015</td><td>2016</td><td>2017</td><td>2018</td><td>2019</td><td>2020</td> </tr> <tr> <td></td><td></td><td></td><td></td><td></td><td></td><td></td><td></td><td></td><td>WEST</td> </tr> <tr> <td></td><td></td><td></td><td></td><td></td><td></td><td></td><td></td><td></td><td>EAST</td> </tr> <tr> <td>2021</td><td>2022</td><td>2023</td><td>2024</td><td>2025</td><td>2026</td><td>2027</td><td>2028</td><td>2029</td><td>2030</td> </tr> </table>		1991	1992	1993	1994	1995	1996	1997	1998	1999	2000	2001	2002	2003	2004	2005	2006	2007	2008	2009	2010	2011	2012	2013	2014	2015	2016	2017	2018	2019	2020										WEST										EAST	2021	2022	2023	2024	2025	2026	2027	2028	2029	2030
1991	1992	1993	1994	1995	1996	1997	1998	1999	2000																																																				
2001	2002	2003	2004	2005	2006	2007	2008	2009	2010																																																				
2011	2012	2013	2014	2015	2016	2017	2018	2019	2020																																																				
									WEST																																																				
									EAST																																																				
2021	2022	2023	2024	2025	2026	2027	2028	2029	2030																																																				

No.	Name	Label	Survey period	Survey frequency
3.235)	dl_cor5_duration3	corona may: time until business situation will normalize (worst case)	West and east 05/2020	once

Wording of question

<p>May 20</p> <p>In the following we ask you to estimate the further development of the crisis. (Please fill in a number smaller 1, e.g. "0.5" for 2 weeks)</p> <p>When do you expect the state of business to normalize? In the worst case in:</p> <p>_____ months</p>	Further information																																																												
<p>Time span of variable</p> <table border="1"> <tr> <td>1991</td><td>1992</td><td>1993</td><td>1994</td><td>1995</td><td>1996</td><td>1997</td><td>1998</td><td>1999</td><td>2000</td> </tr> <tr> <td>2001</td><td>2002</td><td>2003</td><td>2004</td><td>2005</td><td>2006</td><td>2007</td><td>2008</td><td>2009</td><td>2010</td> </tr> <tr> <td>2011</td><td>2012</td><td>2013</td><td>2014</td><td>2015</td><td>2016</td><td>2017</td><td>2018</td><td>2019</td><td>2020</td> </tr> <tr> <td></td><td></td><td></td><td></td><td></td><td></td><td></td><td></td><td></td><td>WEST</td> </tr> <tr> <td></td><td></td><td></td><td></td><td></td><td></td><td></td><td></td><td></td><td>EAST</td> </tr> <tr> <td>2021</td><td>2022</td><td>2023</td><td>2024</td><td>2025</td><td>2026</td><td>2027</td><td>2028</td><td>2029</td><td>2030</td> </tr> </table>		1991	1992	1993	1994	1995	1996	1997	1998	1999	2000	2001	2002	2003	2004	2005	2006	2007	2008	2009	2010	2011	2012	2013	2014	2015	2016	2017	2018	2019	2020										WEST										EAST	2021	2022	2023	2024	2025	2026	2027	2028	2029	2030
1991	1992	1993	1994	1995	1996	1997	1998	1999	2000																																																				
2001	2002	2003	2004	2005	2006	2007	2008	2009	2010																																																				
2011	2012	2013	2014	2015	2016	2017	2018	2019	2020																																																				
									WEST																																																				
									EAST																																																				
2021	2022	2023	2024	2025	2026	2027	2028	2029	2030																																																				

No.	Name	Label	Survey period	Survey frequency
3.236)	dl_cor5_liquidity1	corona may: time surviving with liquidity reserve	West and east 05/2020	once

Wording of question

Further information

May 20

Assume your earnings would further remain on the level of april, how long would your liquidity reserves last?

_____ months

Time span of variable

1991	1992	1993	1994	1995	1996	1997	1998	1999	2000
2001	2002	2003	2004	2005	2006	2007	2008	2009	2010
2011	2012	2013	2014	2015	2016	2017	2018	2019	2020
2021	2022	2023	2024	2025	2026	2027	2028	2029	2030

WEST
EAST

No.	Name	Label	Survey period	Survey frequency
3.237)	dl_cor5_liquidity2	corona may: surviving with liquidity reserve	West and east 05/2020	once

Wording of question

May 20

Assume your earnings would further remain on the level of april, how long would your liquidity reserves last?

Yes [1]
No shortage expected

Further information

Time span of variable

1991	1992	1993	1994	1995	1996	1997	1998	1999	2000
2001	2002	2003	2004	2005	2006	2007	2008	2009	2010
2011	2012	2013	2014	2015	2016	2017	2018	2019	2020
2021	2022	2023	2024	2025	2026	2027	2028	2029	2030

WEST
EAST

No.	Name	Label	Survey period	Survey frequency
3.238)	dl_cor5_change	corona may: changes within company after pandemic	West and east 05/2020	once

Wording of question

May 20

Do you expect durable changes in your company after the corona crisis?

No changes [1]	[2]	[3]	[4]	Large changes [5]

Further information
only online

Time span of variable

1991	1992	1993	1994	1995	1996	1997	1998	1999	2000
------	------	------	------	------	------	------	------	------	------

2001	2002	2003	2004	2005	2006	2007	2008	2009	2010
2011	2012	2013	2014	2015	2016	2017	2018	2019	2020
2021	2022	2023	2024	2025	2026	2027	2028	2029	2030
								WEST	EAST

No.	Name	Label	Survey period	Survey frequency
3.239)	dl_cor5_travel	corona may: less business travels after the pandemic	West and east 05/2020	once

Wording of question

<p>May 20</p> <p>Which durable changes do you consider likely in your company? (multiple answers possible)</p> <div style="border: 1px solid black; padding: 5px; margin: 10px 0;"> <table border="1"> <tr><td>less business travels</td><td>Yes [1]</td></tr> </table> </div>	less business travels	Yes [1]	<p>Further information only online</p>
less business travels	Yes [1]		

Time span of variable

1991	1992	1993	1994	1995	1996	1997	1998	1999	2000
2001	2002	2003	2004	2005	2006	2007	2008	2009	2010
2011	2012	2013	2014	2015	2016	2017	2018	2019	2020
2021	2022	2023	2024	2025	2026	2027	2028	2029	2030
								WEST	EAST

No.	Name	Label	Survey period	Survey frequency
3.240)	dl_cor5_homeoffice	corona may: more homeoffice after the pandemic	West and east 05/2020	once

Wording of question

<p>May 20</p> <p>Which durable changes do you consider likely in your company? (multiple answers possible)</p> <div style="border: 1px solid black; padding: 5px; margin: 10px 0;"> <table border="1"> <tr><td>more remote working</td><td>Yes [1]</td></tr> </table> </div>	more remote working	Yes [1]	<p>Further information only online</p>
more remote working	Yes [1]		

Time span of variable

1991	1992	1993	1994	1995	1996	1997	1998	1999	2000
2001	2002	2003	2004	2005	2006	2007	2008	2009	2010
2011	2012	2013	2014	2015	2016	2017	2018	2019	2020
2021	2022	2023	2024	2025	2026	2027	2028	2029	2030
								WEST	EAST

No.	Name	Label	Survey period	Survey frequency
3.241)	dl_cor5_automat	corona may: higher automatisisation	West and east 05/2020	once

Wording of question

<p>May 20</p> <p>Which durable changes do you consider likely in your company? (multiple answers possible)</p> <table border="1"> <tr> <td></td> <td>Yes [1]</td> </tr> <tr> <td>more automatisisation</td> <td></td> </tr> </table>											Yes [1]	more automatisisation		Further information only online
	Yes [1]													
more automatisisation														
Time span of variable														
1991	1992	1993	1994	1995	1996	1997	1998	1999	2000					
2001	2002	2003	2004	2005	2006	2007	2008	2009	2010					
2011	2012	2013	2014	2015	2016	2017	2018	2019	2020					
2021	2022	2023	2024	2025	2026	2027	2028	2029	2030	WEST EAST				

No.	Name	Label	Survey period	Survey frequency
-----	------	-------	---------------	------------------

3.242)	dl_cor5_ext	corona may: reduction of external goods or services	West and east 05/2020	once
--------	-------------	---	-----------------------	------

Wording of question

<p>May 20</p> <p>Which durable changes do you consider likely in your company? (multiple answers possible)</p> <table border="1"> <tr> <td></td> <td>Yes [1]</td> </tr> <tr> <td>Reduction of external products or services</td> <td></td> </tr> </table>											Yes [1]	Reduction of external products or services		Further information only online
	Yes [1]													
Reduction of external products or services														
Time span of variable														
1991	1992	1993	1994	1995	1996	1997	1998	1999	2000					
2001	2002	2003	2004	2005	2006	2007	2008	2009	2010					
2011	2012	2013	2014	2015	2016	2017	2018	2019	2020					
2021	2022	2023	2024	2025	2026	2027	2028	2029	2030	WEST EAST				

No.	Name	Label	Survey period	Survey frequency
-----	------	-------	---------------	------------------

3.243)	dl_cor5_divers	corona may: higher diversification in procurement	West and east 05/2020	once
--------	----------------	---	-----------------------	------

Wording of question

<p>May 20</p> <p>Which durable changes do you consider likely in your company? (multiple answers possible)</p> <table border="1"> <tr> <td></td> <td>Yes [1]</td> </tr> <tr> <td>higher diversification in procurement</td> <td></td> </tr> </table>											Yes [1]	higher diversification in procurement		Further information only online
	Yes [1]													
higher diversification in procurement														
Time span of variable														
1991	1992	1993	1994	1995	1996	1997	1998	1999	2000					
2001	2002	2003	2004	2005	2006	2007	2008	2009	2010					

2011	2012	2013	2014	2015	2016	2017	2018	2019	2020
									WEST
									EAST
2021	2022	2023	2024	2025	2026	2027	2028	2029	2030

No.	Name	Label	Survey period	Survey frequency
-----	------	-------	---------------	------------------

3.244)	dl_cor5_service	corona may: change in product portfolio	West and east 05/2020	once
--------	-----------------	---	-----------------------	------

Wording of question

<p>May 20</p> <p>Welche dauerhaften Veränderungen halten Sie in Ihrem Unternehmen für wahrscheinlich? (Mehrfachnennungen möglich)</p> <table border="1"> <tr> <td></td> <td>Yes [1]</td> </tr> <tr> <td>change in product portfolio</td> <td></td> </tr> </table>		Yes [1]	change in product portfolio		Further information only online
	Yes [1]				
change in product portfolio					

Time span of variable

1991	1992	1993	1994	1995	1996	1997	1998	1999	2000
2001	2002	2003	2004	2005	2006	2007	2008	2009	2010
2011	2012	2013	2014	2015	2016	2017	2018	2019	2020
									WEST
									EAST
2021	2022	2023	2024	2025	2026	2027	2028	2029	2030

No.	Name	Label	Survey period	Survey frequency
-----	------	-------	---------------	------------------

3.245)	dl_cor5_digital	corona may: increased use of digital distribution channels	West and east 05/2020	once
--------	-----------------	--	-----------------------	------

Wording of question

<p>May 20</p> <p>Which durable changes do you consider likely in your company? (multiple answers possible)</p> <table border="1"> <tr> <td></td> <td>Yes [1]</td> </tr> <tr> <td>increased use of digital distribution channels</td> <td></td> </tr> </table>		Yes [1]	increased use of digital distribution channels		Further information only online
	Yes [1]				
increased use of digital distribution channels					

Time span of variable

1991	1992	1993	1994	1995	1996	1997	1998	1999	2000
2001	2002	2003	2004	2005	2006	2007	2008	2009	2010
2011	2012	2013	2014	2015	2016	2017	2018	2019	2020
									WEST
									EAST
2021	2022	2023	2024	2025	2026	2027	2028	2029	2030

No.	Name	Label	Survey period	Survey frequency
-----	------	-------	---------------	------------------

3.246)	dl_cor5_other	corona may: other changes after corona pandemic	West and east 05/2020	once
--------	---------------	---	-----------------------	------

Wording of question

<p>May 20</p>	Further information only online
---------------	------------------------------------

Which durable changes do you consider likely in your company? (multiple answers possible)

	Yes [1]
other	

Time span of variable

1991	1992	1993	1994	1995	1996	1997	1998	1999	2000
2001	2002	2003	2004	2005	2006	2007	2008	2009	2010
2011	2012	2013	2014	2015	2016	2017	2018	2019	2020
								WEST	EAST
2021	2022	2023	2024	2025	2026	2027	2028	2029	2030

No.	Name	Label	Survey period	Survey frequency
-----	------	-------	---------------	------------------

3.247)	dl_cor5_other_text	corona may: other changes after corona pandemic text	West and east 05/2020	once
--------	--------------------	--	-----------------------	------

Wording of question

May 20

Which durable changes do you consider likely in your company? (multiple answers possible)

other, such as	
----------------	--

Further information only online

Time span of variable

1991	1992	1993	1994	1995	1996	1997	1998	1999	2000
2001	2002	2003	2004	2005	2006	2007	2008	2009	2010
2011	2012	2013	2014	2015	2016	2017	2018	2019	2020
								WEST	EAST
2021	2022	2023	2024	2025	2026	2027	2028	2029	2030

No.	Name	Label	Survey period	Survey frequency
-----	------	-------	---------------	------------------

3.248)	dl_cor5_emp1	corona may: investment in employees currently	West and east 05/2020	once
--------	--------------	---	-----------------------	------

Wording of question

May 20

Does your company **currently** plan higher investments in one of the following fields? (please tick all applying answers)

Employees (vocational training)	Yes [1]
---------------------------------	---------

Further information only online

Time span of variable

1991	1992	1993	1994	1995	1996	1997	1998	1999	2000
2001	2002	2003	2004	2005	2006	2007	2008	2009	2010
2011	2012	2013	2014	2015	2016	2017	2018	2019	2020

										WEST
										EAST
2021	2022	2023	2024	2025	2026	2027	2028	2029	2030	

No.	Name	Label	Survey period	Survey frequency
-----	------	-------	---------------	------------------

3.249)	dl_cor5_emp2	corona may: investment in employees after crisis	West and east 05/2020	once
--------	--------------	--	-----------------------	------

Wording of question

<p>May 20</p> <p>Does your company plan higher investments in one of the following fields for the time after the corona crisis? (please tick all applying answers)</p> <table border="1" style="margin-left: 40px;"> <tr> <td style="width: 150px;">Employees (vocational training)</td> <td style="text-align: center;">Yes [1]</td> </tr> <tr> <td></td> <td style="text-align: center;"><input type="checkbox"/></td> </tr> </table>	Employees (vocational training)	Yes [1]		<input type="checkbox"/>	<p>Further information only online</p>
Employees (vocational training)	Yes [1]				
	<input type="checkbox"/>				

Time span of variable

1991	1992	1993	1994	1995	1996	1997	1998	1999	2000	
2001	2002	2003	2004	2005	2006	2007	2008	2009	2010	
2011	2012	2013	2014	2015	2016	2017	2018	2019	2020	
2021	2022	2023	2024	2025	2026	2027	2028	2029	2030	WEST
										EAST

No.	Name	Label	Survey period	Survey frequency
-----	------	-------	---------------	------------------

3.250)	dl_cor5_workplace1	corona may: investment in work places currently	West and east 05/2020	once
--------	--------------------	---	-----------------------	------

Wording of question

<p>May 20</p> <p>Does your company currently plan higher investments in one of the following fields? (please tick all applying answers)</p> <table border="1" style="margin-left: 40px;"> <tr> <td style="width: 150px;">Work places (remote working or office places)</td> <td style="text-align: center;">Yes [1]</td> </tr> <tr> <td></td> <td style="text-align: center;"><input type="checkbox"/></td> </tr> </table>	Work places (remote working or office places)	Yes [1]		<input type="checkbox"/>	<p>Further information only online</p>
Work places (remote working or office places)	Yes [1]				
	<input type="checkbox"/>				

Time span of variable

1991	1992	1993	1994	1995	1996	1997	1998	1999	2000	
2001	2002	2003	2004	2005	2006	2007	2008	2009	2010	
2011	2012	2013	2014	2015	2016	2017	2018	2019	2020	
2021	2022	2023	2024	2025	2026	2027	2028	2029	2030	WEST
										EAST

No.	Name	Label	Survey period	Survey frequency
-----	------	-------	---------------	------------------

3.251)	dl_cor5_workplace2	corona may: investment in work places after crisis	West and east 05/2020	once
--------	--------------------	--	-----------------------	------

Wording of question

<p>May 20</p> <p>Does your company plan higher investments in one of the following fields for the time after the corona crisis? (please tick all applying answers)</p>	<p>Further information only online</p>
---	--

		Yes [1]	
Work places (remote working or office places)			

Time span of variable

1991	1992	1993	1994	1995	1996	1997	1998	1999	2000
2001	2002	2003	2004	2005	2006	2007	2008	2009	2010
2011	2012	2013	2014	2015	2016	2017	2018	2019	2020
									WEST
									EAST
2021	2022	2023	2024	2025	2026	2027	2028	2029	2030

No.	Name	Label	Survey period	Survey frequency
3.252)	dl_cor5_prov1	corona may: investment in service provision currently	West and east 05/2020	once

Wording of question

<p>May 20</p> <p>Does your company plan higher investments in one of the following fields for the time after the corona crisis? (please tick all applying answers)</p> <table border="1"> <tr> <td colspan="2"></td> <td colspan="2">Yes [1]</td> </tr> <tr> <td colspan="2">Service provision</td> <td colspan="2"></td> </tr> </table>			Yes [1]		Service provision				Further information only online
		Yes [1]							
Service provision									

Time span of variable

1991	1992	1993	1994	1995	1996	1997	1998	1999	2000
2001	2002	2003	2004	2005	2006	2007	2008	2009	2010
2011	2012	2013	2014	2015	2016	2017	2018	2019	2020
									WEST
									EAST
2021	2022	2023	2024	2025	2026	2027	2028	2029	2030

No.	Name	Label	Survey period	Survey frequency
3.253)	dl_cor5_prov2	corona may: investment in service provision after crisis	West and east 05/2020	once

Wording of question

<p>May 20</p> <p>Does your company plan higher investments in one of the following fields for the time after the corona crisis? (please tick all applying answers)</p> <table border="1"> <tr> <td colspan="2"></td> <td colspan="2">Yes [1]</td> </tr> <tr> <td colspan="2">Service provision</td> <td colspan="2"></td> </tr> </table>			Yes [1]		Service provision				Further information only online
		Yes [1]							
Service provision									

Time span of variable

1991	1992	1993	1994	1995	1996	1997	1998	1999	2000
2001	2002	2003	2004	2005	2006	2007	2008	2009	2010
2011	2012	2013	2014	2015	2016	2017	2018	2019	2020
									WEST
									EAST

2021	2022	2023	2024	2025	2026	2027	2028	2029	2030
------	------	------	------	------	------	------	------	------	------

No.	Name	Label	Survey period	Survey frequency
-----	------	-------	---------------	------------------

3.254)	dl_cor5_supply1	corona may: investment in supply chains currently	West and east 05/2020	once
--------	-----------------	---	-----------------------	------

Wording of question

<p>May 20</p> <p>Does your company currently plan higher investments in one of the following fields? (please tick all applying answers)</p> <table border="1" style="margin-left: auto; margin-right: auto;"> <tr> <td></td> <td>Yes [1]</td> </tr> <tr> <td>Supply chain management (e.g. diversification)</td> <td><input type="checkbox"/></td> </tr> </table>		Yes [1]	Supply chain management (e.g. diversification)	<input type="checkbox"/>	<p>Further information only online</p>
	Yes [1]				
Supply chain management (e.g. diversification)	<input type="checkbox"/>				

Time span of variable

1991	1992	1993	1994	1995	1996	1997	1998	1999	2000
2001	2002	2003	2004	2005	2006	2007	2008	2009	2010
2011	2012	2013	2014	2015	2016	2017	2018	2019	2020
								WEST	EAST
2021	2022	2023	2024	2025	2026	2027	2028	2029	2030

No.	Name	Label	Survey period	Survey frequency
-----	------	-------	---------------	------------------

3.255)	dl_cor5_supply2	corona may: investment in supply chains after crisis	West and east 05/2020	once
--------	-----------------	--	-----------------------	------

Wording of question

<p>May 20</p> <p>Does your company plan higher investments in one of the following fields for the time after the corona crisis? (please tick all applying answers)</p> <table border="1" style="margin-left: auto; margin-right: auto;"> <tr> <td></td> <td>Yes [1]</td> </tr> <tr> <td>Supply chain management (e.g. diversification)</td> <td><input type="checkbox"/></td> </tr> </table>		Yes [1]	Supply chain management (e.g. diversification)	<input type="checkbox"/>	<p>Further information only online</p>
	Yes [1]				
Supply chain management (e.g. diversification)	<input type="checkbox"/>				

Time span of variable

1991	1992	1993	1994	1995	1996	1997	1998	1999	2000
2001	2002	2003	2004	2005	2006	2007	2008	2009	2010
2011	2012	2013	2014	2015	2016	2017	2018	2019	2020
								WEST	EAST
2021	2022	2023	2024	2025	2026	2027	2028	2029	2030

No.	Name	Label	Survey period	Survey frequency
-----	------	-------	---------------	------------------

3.256)	dl_cor5_other_inv1	corona may: other investments currently	West and east 05/2020	once
--------	--------------------	---	-----------------------	------

Wording of question

<p>May 20</p> <p>Does your company currently plan higher investments in one of the following fields? (please tick all applying answers)</p>	<p>Further information only online</p>
--	--

		Yes [1]
other		

Time span of variable

1991	1992	1993	1994	1995	1996	1997	1998	1999	2000
2001	2002	2003	2004	2005	2006	2007	2008	2009	2010
2011	2012	2013	2014	2015	2016	2017	2018	2019	2020
									WEST
									EAST
2021	2022	2023	2024	2025	2026	2027	2028	2029	2030

No.	Name	Label	Survey period	Survey frequency
3.257)	dl_cor5_other_inv2	corona may: other investments after crisis	West and east 05/2020	once

Wording of question

<p>May 20</p> <p>Does your company plan higher investments in one of the following fields for the time after the corona crisis? (please tick all applying answers)</p> <table border="1"> <tr> <td colspan="2"></td> <td>Yes [1]</td> </tr> <tr> <td colspan="2">other</td> <td></td> </tr> </table>			Yes [1]	other			Further information only online
		Yes [1]					
other							

Time span of variable

1991	1992	1993	1994	1995	1996	1997	1998	1999	2000
2001	2002	2003	2004	2005	2006	2007	2008	2009	2010
2011	2012	2013	2014	2015	2016	2017	2018	2019	2020
									WEST
									EAST
2021	2022	2023	2024	2025	2026	2027	2028	2029	2030

No.	Name	Label	Survey period	Survey frequency
3.258)	dl_cor5_other_inv_text	corona may: other investments text	West and east 05/2020	once

Wording of question

<p>May 20</p> <p>Does your company currently or for the time after the corona crisis plan higher investments in one of the following fields? (please tick all applying answers)</p> <table border="1"> <tr> <td colspan="2">other, such as:</td> <td></td> </tr> </table>	other, such as:			Further information only online
other, such as:				

Time span of variable

1991	1992	1993	1994	1995	1996	1997	1998	1999	2000
2001	2002	2003	2004	2005	2006	2007	2008	2009	2010
2011	2012	2013	2014	2015	2016	2017	2018	2019	2020
									WEST
									EAST
2021	2022	2023	2024	2025	2026	2027	2028	2029	2030

--	--	--	--	--	--

No.	Name	Label	Survey period	Survey frequency
-----	------	-------	---------------	------------------

3.259)	dl_cor6_effect	corona june: effect of pandemic on business	West and east 06/2020	once
--------	----------------	---	-----------------------	------

Wording of question

<p>Jun 20</p> <p>Can you see an effect of the corona pandemics on your business activity? Is it negative or positive?</p> <table border="1" style="margin: 10px auto; border-collapse: collapse;"> <tr> <td style="padding: 2px;">Negative [-3]</td> <td style="padding: 2px;">[-2]</td> <td style="padding: 2px;">[-1]</td> <td style="padding: 2px;">[0]</td> <td style="padding: 2px;">[+1]</td> <td style="padding: 2px;">[+2]</td> <td style="padding: 2px;">Positive [+3]</td> </tr> <tr> <td style="height: 20px;"></td> <td></td> <td></td> <td></td> <td></td> <td></td> <td></td> </tr> </table>	Negative [-3]	[-2]	[-1]	[0]	[+1]	[+2]	Positive [+3]								<p>Further information</p>
Negative [-3]	[-2]	[-1]	[0]	[+1]	[+2]	Positive [+3]									

Time span of variable

1991	1992	1993	1994	1995	1996	1997	1998	1999	2000
2001	2002	2003	2004	2005	2006	2007	2008	2009	2010
2011	2012	2013	2014	2015	2016	2017	2018	2019	2020
2021	2022	2023	2024	2025	2026	2027	2028	2029	2030

WEST
 EAST

No.	Name	Label	Survey period	Survey frequency
-----	------	-------	---------------	------------------

3.260)	dl_cor6_measures1	corona june: reduction of employees	West and east 06/2020	once
--------	-------------------	-------------------------------------	-----------------------	------

Wording of question

<p>Jun 20</p> <p>Which measures did your company take due to the corona pandemics? (multiple answers possible)</p> <table border="1" style="margin: 10px auto; border-collapse: collapse;"> <tr> <td style="padding: 2px;">Reduction of employees</td> <td style="padding: 2px;">Yes [1]</td> </tr> </table>	Reduction of employees	Yes [1]	<p>Further information</p>
Reduction of employees	Yes [1]		

Time span of variable

1991	1992	1993	1994	1995	1996	1997	1998	1999	2000
2001	2002	2003	2004	2005	2006	2007	2008	2009	2010
2011	2012	2013	2014	2015	2016	2017	2018	2019	2020
2021	2022	2023	2024	2025	2026	2027	2028	2029	2030

WEST
 EAST

No.	Name	Label	Survey period	Survey frequency
-----	------	-------	---------------	------------------

3.261)	dl_cor6_measures2	corona june: closing locations	West and east 06/2020	once
--------	-------------------	--------------------------------	-----------------------	------

Wording of question

<p>Jun 20</p> <p>Which measures did your company take due to the corona pandemics? (multiple answers possible)</p>	<p>Further information</p>
--	----------------------------

		Yes [1]	
Stop of production			

Time span of variable

1991	1992	1993	1994	1995	1996	1997	1998	1999	2000
2001	2002	2003	2004	2005	2006	2007	2008	2009	2010
2011	2012	2013	2014	2015	2016	2017	2018	2019	2020
								WEST	EAST
2021	2022	2023	2024	2025	2026	2027	2028	2029	2030

No.	Name	Label	Survey period	Survey frequency
3.262)	dl_cor6_measures3	corona june: use of existing credit lines	West and east 06/2020	once

Wording of question

<p>Jun 20</p> <p>Which measures did your company take due to the corona pandemics? (multiple answers possible)</p> <table border="1"> <tr> <td colspan="2"></td> <td colspan="2">Yes [1]</td> </tr> <tr> <td colspan="2">Use of existing credit lines</td> <td colspan="2"></td> </tr> </table>			Yes [1]		Use of existing credit lines				Further information
		Yes [1]							
Use of existing credit lines									

Time span of variable

1991	1992	1993	1994	1995	1996	1997	1998	1999	2000
2001	2002	2003	2004	2005	2006	2007	2008	2009	2010
2011	2012	2013	2014	2015	2016	2017	2018	2019	2020
								WEST	EAST
2021	2022	2023	2024	2025	2026	2027	2028	2029	2030

No.	Name	Label	Survey period	Survey frequency
3.263)	dl_cor6_measures4	corona june: new credit lines	West and east 06/2020	once

Wording of question

<p>Jun 20</p> <p>Which measures did your company take due to the corona pandemics? (multiple answers possible)</p> <table border="1"> <tr> <td colspan="2"></td> <td colspan="2">Yes [1]</td> </tr> <tr> <td colspan="2">New credit lines</td> <td colspan="2"></td> </tr> </table>			Yes [1]		New credit lines				Further information
		Yes [1]							
New credit lines									

Time span of variable

1991	1992	1993	1994	1995	1996	1997	1998	1999	2000
2001	2002	2003	2004	2005	2006	2007	2008	2009	2010
2011	2012	2013	2014	2015	2016	2017	2018	2019	2020
								WEST	EAST

2021	2022	2023	2024	2025	2026	2027	2028	2029	2030
------	------	------	------	------	------	------	------	------	------

No.	Name	Label	Survey period	Survey frequency
-----	------	-------	---------------	------------------

3.264)	dl_cor6_measures5	corona june: use of liquidity assistances	West and east 06/2020	once
--------	-------------------	---	-----------------------	------

Wording of question

<p>Jun 20</p> <p>Which measures did your company take due to the corona pandemics? (multiple answers possible)</p> <table border="1"> <tr> <td>Use of liquidity assistances</td> <td>Yes [1]</td> </tr> </table>	Use of liquidity assistances	Yes [1]	Further information
Use of liquidity assistances	Yes [1]		

Time span of variable

1991	1992	1993	1994	1995	1996	1997	1998	1999	2000
2001	2002	2003	2004	2005	2006	2007	2008	2009	2010
2011	2012	2013	2014	2015	2016	2017	2018	2019	2020
								WEST	EAST
2021	2022	2023	2024	2025	2026	2027	2028	2029	2030

No.	Name	Label	Survey period	Survey frequency
-----	------	-------	---------------	------------------

3.265)	dl_cor6_measures6	corona june: postponement of investment projects	West and east 06/2020	once
--------	-------------------	--	-----------------------	------

Wording of question

<p>Jun 20</p> <p>Which measures did your company take due to the corona pandemics? (multiple answers possible)</p> <table border="1"> <tr> <td>Postponement of investment projects</td> <td>Yes [1]</td> </tr> </table>	Postponement of investment projects	Yes [1]	Further information
Postponement of investment projects	Yes [1]		

Time span of variable

1991	1992	1993	1994	1995	1996	1997	1998	1999	2000
2001	2002	2003	2004	2005	2006	2007	2008	2009	2010
2011	2012	2013	2014	2015	2016	2017	2018	2019	2020
								WEST	EAST
2021	2022	2023	2024	2025	2026	2027	2028	2029	2030

No.	Name	Label	Survey period	Survey frequency
-----	------	-------	---------------	------------------

3.266)	dl_cor6_measures7	corona june: cancellation of investment projects	West and east 06/2020	once
--------	-------------------	--	-----------------------	------

Wording of question

<p>Jun 20</p> <p>Which measures did your company take due to the corona pandemics? (multiple answers possible)</p>	Further information
--	---------------------

		Yes [1]							
Cancellation of investment projects									
Time span of variable									
1991	1992	1993	1994	1995	1996	1997	1998	1999	2000
2001	2002	2003	2004	2005	2006	2007	2008	2009	2010
2011	2012	2013	2014	2015	2016	2017	2018	2019	2020
								WEST	EAST
2021	2022	2023	2024	2025	2026	2027	2028	2029	2030

No.	Name	Label	Survey period	Survey frequency
3.267)	dl_cor6_measures8	corona june: short time work	West and east 06/2020	once

Wording of question

<p>Jun 20</p> <p>Which measures did your company take due to the corona pandemics? (multiple answers possible)</p>		Further information							
<table border="1"> <tr> <td colspan="2"></td> <td>Yes [1]</td> </tr> <tr> <td colspan="2">Short time work</td> <td></td> </tr> </table>				Yes [1]	Short time work				
		Yes [1]							
Short time work									
Time span of variable									
1991	1992	1993	1994	1995	1996	1997	1998	1999	2000
2001	2002	2003	2004	2005	2006	2007	2008	2009	2010
2011	2012	2013	2014	2015	2016	2017	2018	2019	2020
								WEST	EAST
2021	2022	2023	2024	2025	2026	2027	2028	2029	2030

No.	Name	Label	Survey period	Survey frequency
3.268)	dl_cor6_shorttime	corona june: short time work yes/no	West and east 06/2020	once

Wording of question

<p>Jun 20</p> <p>We use short time work:</p>		Further information only online							
<table border="1"> <tr> <td>Yes [1]</td> <td>No [2]</td> </tr> <tr> <td></td> <td></td> </tr> </table>		Yes [1]	No [2]						
Yes [1]	No [2]								
Time span of variable									
1991	1992	1993	1994	1995	1996	1997	1998	1999	2000
2001	2002	2003	2004	2005	2006	2007	2008	2009	2010
2011	2012	2013	2014	2015	2016	2017	2018	2019	2020
								WEST	EAST

2021	2022	2023	2024	2025	2026	2027	2028	2029	2030
------	------	------	------	------	------	------	------	------	------

No.	Name	Label	Survey period	Survey frequency
-----	------	-------	---------------	------------------

3.269)	dl_cor6_shorttime1	corona june: share employees in of short time work	West and east 06/2020	once
--------	--------------------	--	-----------------------	------

Wording of question

<p>Jun 20</p> <p>Share of employees in short time work:</p> <p>_____ %</p>	Further information
--	---------------------

Time span of variable

1991	1992	1993	1994	1995	1996	1997	1998	1999	2000
2001	2002	2003	2004	2005	2006	2007	2008	2009	2010
2011	2012	2013	2014	2015	2016	2017	2018	2019	2020
2021	2022	2023	2024	2025	2026	2027	2028	2029	2030

WEST
EAST

No.	Name	Label	Survey period	Survey frequency
-----	------	-------	---------------	------------------

3.270)	dl_cor6_shorttime2	corona june: work reduction of employees in short time work	West and east 06/2020	once
--------	--------------------	---	-----------------------	------

Wording of question

<p>Jun 20</p> <p>Share of employees in short time work:</p> <p>_____ %</p>	Further information
--	---------------------

Time span of variable

1991	1992	1993	1994	1995	1996	1997	1998	1999	2000
2001	2002	2003	2004	2005	2006	2007	2008	2009	2010
2011	2012	2013	2014	2015	2016	2017	2018	2019	2020
2021	2022	2023	2024	2025	2026	2027	2028	2029	2030

WEST
EAST

No.	Name	Label	Survey period	Survey frequency
-----	------	-------	---------------	------------------

3.271)	dl_cor6_shorttime3	corona june: short time work in next three months	West and east 06/2020	once
--------	--------------------	---	-----------------------	------

Wording of question

<p>Jun 20</p> <p>In the next three months, the use of short time work in our company will probably:</p> <table border="1" style="margin-left: auto; margin-right: auto;"> <tr> <td>Increase [1]</td><td>Remain constant [2]</td><td>Decrease [3]</td></tr> <tr> <td></td><td></td><td></td></tr> </table>	Increase [1]	Remain constant [2]	Decrease [3]				Further information
Increase [1]	Remain constant [2]	Decrease [3]					

Time span of variable

1991	1992	1993	1994	1995	1996	1997	1998	1999	2000
2001	2002	2003	2004	2005	2006	2007	2008	2009	2010
2011	2012	2013	2014	2015	2016	2017	2018	2019	2020
2021	2022	2023	2024	2025	2026	2027	2028	2029	2030

WEST

EAST

No.	Name	Label	Survey period	Survey frequency
-----	------	-------	---------------	------------------

3.272)	dl_cor6_shorttime_fut ure	corona june: short time work next three months	West and east 06/2020	once
--------	------------------------------	---	-----------------------	------

Wording of question

<p>Jun 20</p> <p>In the next 3 months we will probably use short time work:</p> <table border="1" style="margin-left: auto; margin-right: auto;"> <tr> <td>Yes [1]</td> <td>No [2]</td> </tr> <tr> <td><input type="text"/></td> <td><input type="text"/></td> </tr> </table>	Yes [1]	No [2]	<input type="text"/>	<input type="text"/>	<p>Further information only online</p>
Yes [1]	No [2]				
<input type="text"/>	<input type="text"/>				

Time span of variable

1991	1992	1993	1994	1995	1996	1997	1998	1999	2000
2001	2002	2003	2004	2005	2006	2007	2008	2009	2010
2011	2012	2013	2014	2015	2016	2017	2018	2019	2020
2021	2022	2023	2024	2025	2026	2027	2028	2029	2030

WEST

EAST

No.	Name	Label	Survey period	Survey frequency
-----	------	-------	---------------	------------------

3.273)	dl_cor6_restrpublic	corona june: restrictions to public life duration	West and east 06/2020	once
--------	---------------------	--	-----------------------	------

Wording of question

<p>Jun 20</p> <p>In the following we ask you to estimate the further development of the crisis. (Please fill in a number smaller 1, e.g. "0.5" for 2 weeks) How long do you expect restrictions to public life in Germany due to the Corona pandemics?</p> <p>_____ months</p>	<p>Further information</p>
--	----------------------------

Time span of variable

1991	1992	1993	1994	1995	1996	1997	1998	1999	2000
2001	2002	2003	2004	2005	2006	2007	2008	2009	2010
2011	2012	2013	2014	2015	2016	2017	2018	2019	2020
2021	2022	2023	2024	2025	2026	2027	2028	2029	2030

WEST

EAST

No.	Name	Label	Survey period	Survey frequency
-----	------	-------	---------------	------------------

3.274) dl_cor6_duration1 corona june: normalization best case West and east 06/2020 once

Wording of question

<p>Jun 20</p> <p>In the following we ask you to estimate the further development of the crisis. (Please fill in a number smaller 1, e.g. "0.5" for 2 weeks)</p> <p>When do you expect the state of business to normalize? In the best case in:</p> <p>_____ months</p>	Further information								
Time span of variable									
1991	1992	1993	1994	1995	1996	1997	1998	1999	2000
2001	2002	2003	2004	2005	2006	2007	2008	2009	2010
2011	2012	2013	2014	2015	2016	2017	2018	2019	2020
2021	2022	2023	2024	2025	2026	2027	2028	2029	2030
								WEST	EAST

No.	Name	Label	Survey period	Survey frequency
-----	------	-------	---------------	------------------

3.275) dl_cor6_duration2 corona june: normalization most likely case West and east 06/2020 once

Wording of question

<p>Jun 20</p> <p>In the following we ask you to estimate the further development of the crisis. (Please fill in a number smaller 1, e.g. "0.5" for 2 weeks)</p> <p>When do you expect the state of business to normalize? In the most likely case in:</p> <p>_____ months</p>	Further information								
Time span of variable									
1991	1992	1993	1994	1995	1996	1997	1998	1999	2000
2001	2002	2003	2004	2005	2006	2007	2008	2009	2010
2011	2012	2013	2014	2015	2016	2017	2018	2019	2020
2021	2022	2023	2024	2025	2026	2027	2028	2029	2030
								WEST	EAST

No.	Name	Label	Survey period	Survey frequency
-----	------	-------	---------------	------------------

3.276) dl_cor6_duration3 corona june: normalization worst case West and east 06/2020 once

Wording of question

<p>Jun 20</p> <p>In the following we ask you to estimate the further development of the crisis. (Please fill in a number smaller 1, e.g. "0.5" for 2 weeks)</p> <p>When do you expect the state of business to normalize? In the worst case in:</p> <p>_____ months</p>	Further information								
Time span of variable									
1991	1992	1993	1994	1995	1996	1997	1998	1999	2000

2001	2002	2003	2004	2005	2006	2007	2008	2009	2010
2011	2012	2013	2014	2015	2016	2017	2018	2019	2020
								WEST	
								EAST	
2021	2022	2023	2024	2025	2026	2027	2028	2029	2030

No.	Name	Label	Survey period	Survey frequency
-----	------	-------	---------------	------------------

3.277)	dl_cor6_change	corona may: changes within company after pandemic	West and east 06/2020	once
--------	----------------	---	-----------------------	------

Wording of question

<p>Jun 20</p> <p>Do you expect durable changes in your company after the corona crisis?</p> <table border="1" style="margin: 10px auto; text-align: center;"> <tr> <td>No changes [1]</td> <td>[2]</td> <td>[3]</td> <td>[4]</td> <td>Large changes [5]</td> </tr> <tr> <td style="height: 20px;"></td> <td></td> <td></td> <td></td> <td></td> </tr> </table>	No changes [1]	[2]	[3]	[4]	Large changes [5]						<p>Further information</p>
No changes [1]	[2]	[3]	[4]	Large changes [5]							

Time span of variable

1991	1992	1993	1994	1995	1996	1997	1998	1999	2000
2001	2002	2003	2004	2005	2006	2007	2008	2009	2010
2011	2012	2013	2014	2015	2016	2017	2018	2019	2020
								WEST	
								EAST	
2021	2022	2023	2024	2025	2026	2027	2028	2029	2030

No.	Name	Label	Survey period	Survey frequency
-----	------	-------	---------------	------------------

3.278)	dl_cor6_prob_fin	corona june: problem finances	West and east 06/2020	once
--------	------------------	-------------------------------	-----------------------	------

Wording of question

<p>Jun 20</p> <p>In which areas do you especially face problems due to the corona crisis? Rate the extent to which this issue is leading to problems:</p> <table border="1" style="margin: 10px auto; text-align: center;"> <tr> <td></td> <td>no influence [1]</td> <td>[2]</td> <td>[3]</td> <td>[4]</td> <td>large extent [5]</td> </tr> <tr> <td style="padding: 5px;">Finances (e.g. liquidity, investments)</td> <td style="height: 20px;"></td> <td></td> <td></td> <td></td> <td></td> </tr> </table>		no influence [1]	[2]	[3]	[4]	large extent [5]	Finances (e.g. liquidity, investments)						<p>Further information</p>
	no influence [1]	[2]	[3]	[4]	large extent [5]								
Finances (e.g. liquidity, investments)													

Time span of variable

1991	1992	1993	1994	1995	1996	1997	1998	1999	2000
2001	2002	2003	2004	2005	2006	2007	2008	2009	2010
2011	2012	2013	2014	2015	2016	2017	2018	2019	2020
								WEST	
								EAST	
2021	2022	2023	2024	2025	2026	2027	2028	2029	2030

No.	Name	Label	Survey period	Survey frequency
3.279)	dl_cor6_prob_market	corona june: problem domestic market	West and east 06/2020	once

Wording of question

Jun 20						Further information
In which areas do you especially face problems due to the corona crisis? Rate the extent to which this issue is leading to problems:						
	no influence [1]	[2]	[3]	[4]	large extent [5]	
domestic market						

Time span of variable

1991	1992	1993	1994	1995	1996	1997	1998	1999	2000
2001	2002	2003	2004	2005	2006	2007	2008	2009	2010
2011	2012	2013	2014	2015	2016	2017	2018	2019	2020
								WEST	
								EAST	
2021	2022	2023	2024	2025	2026	2027	2028	2029	2030

No.	Name	Label	Survey period	Survey frequency
3.280)	dl_cor6_prob_foreign_market	corona june: problem foreign markets	West and east 06/2020	once

Wording of question

Jun 20						Further information
In which areas do you especially face problems due to the corona crisis? Rate the extent to which this issue is leading to problems:						
	no influence [1]	[2]	[3]	[4]	large extent [5]	
foreign markets						

Time span of variable

1991	1992	1993	1994	1995	1996	1997	1998	1999	2000
2001	2002	2003	2004	2005	2006	2007	2008	2009	2010
2011	2012	2013	2014	2015	2016	2017	2018	2019	2020
								WEST	
								EAST	
2021	2022	2023	2024	2025	2026	2027	2028	2029	2030

No.	Name	Label	Survey period	Survey frequency
3.281)	dl_cor6_prob_empl	corona june: problem employees	West and east 06/2020	once

Wording of question

Jun 20						Further information
In which areas do you especially face problems due to the corona crisis? Rate the extent to which this issue is leading to problems:						
	no influence [1]	[2]	[3]	[4]	large extent [5]	

	no influence [1]	[2]	[3]	[4]	large extent [5]
Employees					

Time span of variable

1991	1992	1993	1994	1995	1996	1997	1998	1999	2000
2001	2002	2003	2004	2005	2006	2007	2008	2009	2010
2011	2012	2013	2014	2015	2016	2017	2018	2019	2020
2021	2022	2023	2024	2025	2026	2027	2028	2029	2030
								WEST	EAST

No.	Name	Label	Survey period	Survey frequency
3.282)	'dl_cor6_prob_supply	corona june: problem supply	West and east 06/2020	once

Wording of question

<p>Jun 20</p> <p>In which areas do you especially face problems due to the corona crisis? Rate the extent to which this issue is leading to problems:</p> <table border="1"> <tr> <td></td> <td>no influence [1]</td> <td>[2]</td> <td>[3]</td> <td>[4]</td> <td>large extent [5]</td> </tr> <tr> <td>Supply (e.g. supply chains, storage)</td> <td></td> <td></td> <td></td> <td></td> <td></td> </tr> </table>		no influence [1]	[2]	[3]	[4]	large extent [5]	Supply (e.g. supply chains, storage)						<p>Further information</p>																																						
	no influence [1]	[2]	[3]	[4]	large extent [5]																																														
Supply (e.g. supply chains, storage)																																																			
<p>Time span of variable</p> <table border="1"> <tr><td>1991</td><td>1992</td><td>1993</td><td>1994</td><td>1995</td><td>1996</td><td>1997</td><td>1998</td><td>1999</td><td>2000</td></tr> <tr><td>2001</td><td>2002</td><td>2003</td><td>2004</td><td>2005</td><td>2006</td><td>2007</td><td>2008</td><td>2009</td><td>2010</td></tr> <tr><td>2011</td><td>2012</td><td>2013</td><td>2014</td><td>2015</td><td>2016</td><td>2017</td><td>2018</td><td>2019</td><td>2020</td></tr> <tr><td>2021</td><td>2022</td><td>2023</td><td>2024</td><td>2025</td><td>2026</td><td>2027</td><td>2028</td><td>2029</td><td>2030</td></tr> <tr><td></td><td></td><td></td><td></td><td></td><td></td><td></td><td></td><td>WEST</td><td>EAST</td></tr> </table>		1991	1992	1993	1994	1995	1996	1997	1998	1999	2000	2001	2002	2003	2004	2005	2006	2007	2008	2009	2010	2011	2012	2013	2014	2015	2016	2017	2018	2019	2020	2021	2022	2023	2024	2025	2026	2027	2028	2029	2030									WEST	EAST
1991	1992	1993	1994	1995	1996	1997	1998	1999	2000																																										
2001	2002	2003	2004	2005	2006	2007	2008	2009	2010																																										
2011	2012	2013	2014	2015	2016	2017	2018	2019	2020																																										
2021	2022	2023	2024	2025	2026	2027	2028	2029	2030																																										
								WEST	EAST																																										

No.	Name	Label	Survey period	Survey frequency
3.283)	dl_cor6_prob_regulation	corona june: problem federal regulations	West and east 06/2020	once

Wording of question

<p>Jun 20</p> <p>In which areas do you especially face problems due to the corona crisis? Rate the extent to which this issue is leading to problems:</p> <table border="1"> <tr> <td></td> <td>no influence [1]</td> <td>[2]</td> <td>[3]</td> <td>[4]</td> <td>large extent [5]</td> </tr> <tr> <td>Federal restrictions</td> <td></td> <td></td> <td></td> <td></td> <td></td> </tr> </table>		no influence [1]	[2]	[3]	[4]	large extent [5]	Federal restrictions						<p>Further information</p>								
	no influence [1]	[2]	[3]	[4]	large extent [5]																
Federal restrictions																					
<p>Time span of variable</p> <table border="1"> <tr><td>1991</td><td>1992</td><td>1993</td><td>1994</td><td>1995</td><td>1996</td><td>1997</td><td>1998</td><td>1999</td><td>2000</td></tr> <tr><td>2001</td><td>2002</td><td>2003</td><td>2004</td><td>2005</td><td>2006</td><td>2007</td><td>2008</td><td>2009</td><td>2010</td></tr> </table>		1991	1992	1993	1994	1995	1996	1997	1998	1999	2000	2001	2002	2003	2004	2005	2006	2007	2008	2009	2010
1991	1992	1993	1994	1995	1996	1997	1998	1999	2000												
2001	2002	2003	2004	2005	2006	2007	2008	2009	2010												

2011	2012	2013	2014	2015	2016	2017	2018	2019	2020
									WEST
									EAST
2021	2022	2023	2024	2025	2026	2027	2028	2029	2030

No.	Name	Label	Survey period	Survey frequency
-----	------	-------	---------------	------------------

3.284)	dl_cor6_prob_exist	corona june: problems endanger existence	West and east 06/2020	once
--------	--------------------	--	-----------------------	------

Wording of question

<p>Jun 20</p> <p>Are these problems leading to existential dangers?</p> <table border="1"> <tr> <td>Yes [1]</td><td>No [2]</td></tr> <tr> <td></td><td></td></tr> </table>	Yes [1]	No [2]			Further information
Yes [1]	No [2]				

Time span of variable

1991	1992	1993	1994	1995	1996	1997	1998	1999	2000
2001	2002	2003	2004	2005	2006	2007	2008	2009	2010
2011	2012	2013	2014	2015	2016	2017	2018	2019	2020
									WEST
									EAST
2021	2022	2023	2024	2025	2026	2027	2028	2029	2030