



List of Variables

EBDC Business Expectations Panel

Data: 01/1980-06/2012

As of June 2013

Contents

Page 1-3

Description of Variables

Page 4-45

LMU-ifo Economics & Business Data Center (EBDC)

Poschingerstr. 5
81679 München

1. Identification variables

No.	Name	Label	German description
1.1)	company_id	company identifier	Firmennummer
1.2)	questionnaire_id	questionnaire identifier per company	Fragebogennummer
1.3)	sector_id	sector identifier per questionnaire	Sektornummer
1.4)	month_counter	number of months reported with Ifo	Anzahl der Berichtsmonate im Jahr
1.5)	year	year	Jahr
1.6)	month	month	Monat
1.7)	fedstaifo	federal state (Ifo-code)	Bundesland gemäß dem Ifo-code
1.8)	bau_sec	sector b Category of construction	Bausektor (aus dem Ifo-Datensatz)
1.9)	dl_sec	WZ03_code	Wirtschaftsbereich nach WZ03 (aus dem Ifo-Datensatz)
1.10)	han_sec	KT/WZ03_code	KT/WZ03-Code (aus dem Ifo-Datensatz)
1.11)	han_sec1	ifo sector number for east germany	Ifo Sektornummer für Ostdeutschland (aus dem Ifo-Datensatz)
1.12)	han_sec2	KT sector number	KT Nummer (aus dem Ifo-Datensatz)
1.13)	han_sec3	sector number WZ03	WZ03 Sektornummer (aus dem Ifo-Datensatz)
1.14)	han_typequ	type of questionnaire	Fragebogenform (aus dem Ifo-Datensatz)
1.15)	han_typtra	trade volume	Handelsvolumen (aus dem Ifo-Datensatz)
1.16)	vg_product	ifo product number/sypro number	Ifo-Produktnummer / Sypronummer (aus dem Ifo-Datensatz)
1.17)	vg_sec	WZ93_code_ifo_product	WZ93 Nummer (aus dem Ifo-Datensatz)
1.18)	vg_secnam	WZ93_description_ifo_product	Name des WZ93 Sektors (aus dem Ifo-Datensatz)
1.19)	vg_sypro	sypro two digits	Sypronummer (aus dem Ifo-Datensatz)
1.20)	wz03_main_code_company	wz03_main_code_company	Nationaler Industrie-Code Haupttätigkeit (WZ 03 Klassifikation (Amadeus/Hoppenstedt))
1.21)	wz03_main_description_company	wz03_main_description_company	Beschreibung der Haupttätigkeit des Unternehmens WZ 03 (Amadeus/Hoppenstedt)
1.22)	wz03_sec_code_company	wz03_sec_code_company	Nationaler Industrie-Code Nebentätigkeit (WZ 03 Klassifikation (Amadeus))
1.23)	wz03_sec_description_company	wz03_sec_description_company	Beschreibung der Nebentätigkeit des Unternehmens WZ 03 (Amadeus)
1.24)	wz08_main_code_company	wz08_main_code_company	Nationaler Industrie-Code Haupttätigkeit (WZ 08 Klassifikation (Amadeus))
1.25)	wz08_main_description_company	wz08_main_description_company	Beschreibung der Haupttätigkeit des Unternehmens WZ 08 (Amadeus)
1.26)	wz08_sec_code_company	wz08_sec_code_company	Nationaler Industrie-Code Nebentätigkeit (WZ 08 Klassifikation (Amadeus))
1.27)	wz08_sec_description_company	wz08_sec_description_company	Beschreibung der Nebentätigkeit des Unternehmens WZ 08 (Amadeus)
1.28)	date_of_incorporation	incorporation date of company	Tag/Jahr oder Datum der Unternehmensgründung (Amadeus/Hoppenstedt)
1.29)	legal_form	legal form of company	Rechtsform des Unternehmens (Amadeus/Hoppenstedt)
1.30)	publicly_quoted	listing on stock exchange- yes/no	Börsennotierung - ja/ nein (Amadeus)
1.31)	reporting_basis	type of reported account	Art der Bilanz (Amadeus/Hoppenstedt)
1.32)	type_income_statement	type of income statement	Ursprüngliches GuV-Verfahren (Gesamt- / Umsatzkosten (Hoppenstedt))
1.33)	account_date	end date of account	Bilanzabschlussdatum (Amadeus/Hoppenstedt)
1.34)	number_of_months	number of months balance sheet refers to	Anzahl der Monate auf die sich die Bilanz bezieht (Amadeus/Hoppenstedt)
1.35)	short_business_year	balance sheet data for less than 12 months	Bilanzdaten beziehen sich auf Zeitraum kürzer als 12 Monate (Amadeus/Hoppenstedt)
1.36)	number_rec_shareholders	number of recorded shareholders	Anzahl der erfassten Anteilseigner (Amadeus)
1.37)	number_rec_subsidiaries	number of recorded subsidiaries	Anzahl der erfassten Tochterfirmen (Amadeus)
1.38)	account_currency	currency of account	Bilanzwährung (Amadeus/Hoppenstedt)
1.39)	employees_account_date	number of employees at account date	Anzahl der Beschäftigten zum Bilanzstichtag (Amadeus)
1.40)	database	(A)madeus/ (H)oppenstedt	Ursprüngliche Bilanzdatenbank/ Datenquelle
1.41)	online	online	Art der Datenerhebung
1.42)	participation_date	participation date	Teilnahmedatum
1.43)	participation_hour	participation hour	Teilnahmestunde
1.44)	participation_status	participation status	Teilnahmestatus
1.45)	survey_end	survey end	Umfrageende
1.46)	survey_start	survey start	Umfragebeginn

2. Balance-sheet and income statement variables

No.	Name	Label	German description
2.1)	fixed_assets	fixed assets	Anlagevermögen
2.1.1)	intangible_assets	intangible assets	Immaterielle Vermögenswerte
2.1.2)	tangible_assets	tangible assets	Materielle Vermögenswerte
2.1.2.1)	land_buildings	tangible assets: land and buildings	Materielle Vermögenswerte: davon Grundstücke und Gebäude
2.1.2.2)	plant_machinery	tangible assets: plant and machinery	Materielle Vermögenswerte: davon Anlagen und Maschinen
2.1.3)	financial_assets	financial assets	Geldvermögen
2.2)	current_assets	current assets	Betriebsvermögen (einschließlich Rechnungsabgrenzungsposten (aktiva))
2.2.1)	inventories	inventories	Bestände
2.2.1.1)	raw_materials_and_supplies	inventories: raw materials and supplies	Bestände: Rohstoffe und Betriebsstoffe
2.2.2)	accounts_receivable	accounts receivable and other assets	Forderungen und sonstige Vermögensgegenstände
2.2.2.1)	trade_accounts_receivable	trade accounts receivable	Forderungen aus Lieferungen
2.2.2.2)	receivables_fr_affil_assoc	receivables from affiliates and associates	Forderungen von Tochtergesellschaften und angebandenen Unternehmen
2.2.3)	cash_cash_equivalent	cash & cash equivalents	Liquide Mittel (Bankguthaben etc.)
2.3)	accrued_income	accrued income	Rechnungsabgrenzungsposten (aktiva)
2.4)	total_assets	total assets	Bilanzsumme
2.5)	total_equity	total equity/ shareholders' funds	Eigenkapital (einschließlich Sonderposten oder Vorteilen)
2.5.1)	subscribed_capital	shareholders' funds - capital	Aktionären zurechenbare Fonds - Kapital
		shareholders' funds other than subscribed capital	
2.6)	other_shareholders_funds	shareholders' funds - reserves	Rest von 2.5.) - 2.5.1.)
2.7)	reserves	shareholders' funds - reserves	Aktionären zurechenbare Fonds - Reserven (Kapital, Gewinnrücklagen, etc.)
2.8)	special_items_benefits	special items or benefits	Sonderposten oder Vorteile
2.9)	total_liabilities	liabilities	Gesamtverbindlichkeiten (einschließlich Rechnungsabgrenzungsposten(passiva))
2.9.1)	total_provisions	provisions in total	Rückstellungen gesamt
2.9.1.1)	pension_provisions	provisions for pensions	Rückstellungen für Renten
2.9.2)	total_debt	debt in total	Gesamtschulden
2.9.2.1)	short_term_debt	debt - thereof short term	Schulden - davon kurzfristig (einschließlich Rechnungsabgrenzungsposten)
2.9.2.2)	long_term_debt	debt - thereof long term	Schulden - davon langfristig
2.9.2.3)	trade_accounts_payable	trade accounts payable	zahlbare Forderungen
2.9.2.4)	bank_debt	debt to financial institutions	Schulden gegenüber Kreditinstituten
2.10)	deferred_income	deferred income	Rechnungsabgrenzungsposten (passiva)
2.11)	working_capital	working capital	Working capital
2.12)	net_current_assets	net current assets	Netto-Umlaufvermögen
2.13)	operating_revenue	operating revenue	Betriebseinnahmen (Umsatz abzüglich Veränderungen der Bestände, intern produzierte und kapitalisierte Vermögenswerte und andere Betriebseinnahmen)
2.14)	sales	sales	Umsätze
2.15)	cost_of_materials	cost of materials	Materialkosten
2.16)	staff_expenses	staff expenses	Personalaufwand
2.17)	depreciation	depreciation	Abschreibungen
2.18)	cost_of_goods_sold	cost of goods sold	Kosten der verkauften Waren
2.19)	gross_profit_loss	gross profit/ loss	Bruttogewinn/-verlust (nach Gesamtkosten / Umsatzkostenverfahren)
2.20)	other_operating_expenses	other operating expenses	Sonstige betriebliche Aufwändungen
2.21)	financial_profit_loss	financial profit/ loss	Finanzieller Gewinn/Verlust
2.21.1)	income_from_participations	income from participations	Erträge aus Beteiligungen
2.21.2)	interest_income	interest income	Zinsertrag
2.21.2.1)	interest_revenue	interest revenue	Zinsen und ähnliche Erträge
2.21.2.2)	interest_expenses	interest expenses	Zinsen und ähnliche Aufwendungen
2.22)	operating_profit	operating profit/ profit before tax	Betriebsgewinn/ Gewinn vor Steuern
2.23)	extraordinary_income	extraordinary income	Außergewöhnliche Erträge
2.24)	taxes	taxation	Besteuerung
2.24.1)	taxes_on_income	taxes on income	Steuern auf Einkommen
2.25)	profit_loss_for_period	profit/ loss for period	Gewinn / Verlust im Zeitraum
2.26)	accumulated_net_profit_loss	accumulated net profit/ loss	Akkumulierter Gewinn / Verlust
2.27)	dividend_payout	dividends paid out	Ausgezahlte Dividenden
2.28)	cash_flow	cash flow	Cash Flow nach folgender Definition: Gewinn / Verlust im Zeitraum + Abschreibungen

3. Variables of Ifo Business Survey

3.1 Variables referring to the past

No.	Name	Label	German description
3.1.1)	dl_demandlast	demand / sales last month versus same month of previous year	Entwicklung von Nachfrage/Umsatz im letzten Monat gegenüber dem Vorjahresmonat
3.1.2)	han_busvoly	business volume versus previous year	Umsatz im Vergleich zum Vorjahr
3.1.3)	han_questpercansw21	% to busvoly higher	Antwort zu Variable han_busvoly
3.1.4)	han_questpercansw22	% to busvoly as high as last year	Antwort zu Variable han_busvoly
3.1.5)	han_questpercansw23	% to busvoly lower	Antwort zu Variable han_busvoly
3.1.6)	dl_demandsales	demand / sales volume last 2-3 months	Entwicklung der Nachfrage/des Umsatz in den letzten 3 Monaten
3.1.7)	vg_demand	situation of demand	Nachfragesituation im vorangegangenen Monat
3.1.8)	bau_ordvpm	orders versus previous month	Auftragsbestand im vorangegangenen Monat
3.1.9)	vg_ordvpm	orders versus previous month	Auftragsbestand im vorangegangenen Monat
3.1.10)	bau_conactex	construction activity versus previous month	Bautätigkeit im Vormonat
3.1.11)	vg_provpmp	production versus previous month	Produktionstätigkeit im vorangegangenen Monat
3.1.12)	bau_prvpmp	prices versus previous month	Baupreise im Vergleich zum Vormonat (letzte 2-3 Monate)
3.1.13)	han_prvpmp	prices versus previous month	Handelspreise im Vergleich zum Vormonat (letzte 2-3 Monate)
3.1.14)	han_questpercansw51	% to prvpmp increased	Antwort zu Variable prvpmp
3.1.15)	han_questpercansw52	% to prvpmp not changed	Antwort zu Variable prvpmp
3.1.16)	han_questpercansw53	% to prvpmp decreased	Antwort zu Variable prvpmp
3.1.17)	vg_pricevpm	domestic prices of sale versus previous month	Inlandsverkaufspreise im vorangegangenen Monat

3.2 Variables referring to present state

No.	Name	Label	German description
3.2.1)	bau_statebus	state of business (appraisal)	Beurteilung der Geschäftslage
3.2.2)	dl_statebus	state of business (appraisal)	Beurteilung der Geschäftslage
3.2.3)	han_statebus	state of business (appraisal)	Beurteilung der Geschäftslage
3.2.4)	han_questpercansw11	% to statebus good	Antwort zu Variable han_statebus
3.2.5)	han_questpercansw12	% to statebus satisfiable	Antwort zu Variable han_statebus
3.2.6)	han_questpercansw13	% to statebus bad	Antwort zu Variable han_statebus
3.2.7)	vg_statebus	state of business (appraisal)	Beurteilung der Geschäftslage
3.2.8)	bau_orders	orders (appraisal)	Beurteilung des Auftragsbestandes
3.2.9)	dl_orders	orders (appraisal)	Beurteilung des Auftragsbestandes
3.2.10)	han_ords	orderings the next 3 months (versus previous year)	Beurteilung des Auftragsbestandes
3.2.11)	han_questpercansw71	% to ords raising	Antwort zu Variable han_ords
3.2.12)	han_questpercansw72	% to ords not changing	Antwort zu Variable han_ords
3.2.13)	han_questpercansw73	% to ords falling	Antwort zu Variable han_ords
3.2.14)	vg_orders	orders (appraisal)	Beurteilung des Auftragsbestandes
3.2.15)	bau_ranord	range of orders in months	Auftragsbestände in Monaten
3.2.16)	vg_ranord	range of orders in months	Auftragsbestände in Monaten
3.2.17)	han_feedst	feedstock (appraisal)	Lagerbestände
3.2.18)	han_questpercansw41	% to feedst too little	Antwort zu Variable han_feedst
3.2.19)	han_questpercansw42	% to feedst satisfiable	Antwort zu Variable han_feedst
3.2.20)	han_questpercansw43	% to feedst too much	Antwort zu Variable han_feedst
3.2.21)	vg_stin	stock of inventories	Beurteilung des Bestand an Fertigwaren
3.2.22)	bau_equiput2	equipment utilization in %	Kapazitätsauslastung in %
3.2.23)	vg_uticappc	capacity utilization in %	Auslastung der Anlagen in %
3.2.24)	vg_uticappc2	capacity utilization in % (end of prev. month)	Kapazitätsauslastung in %
3.2.25)	bau_constrain	constraints	
3.2.26)	dl_constrbus	constraints of business activity	
3.2.27)	han_constrain	constraints to production	Behinderung der Produktionstätigkeit (ja / nein)
3.2.28)	vg_constrain	constraints to production	Behinderung der Produktionstätigkeit (ja / nein)
3.2.29)	bau_mplack	constraints: lack of manpower	
3.2.30)	dl_mplack	lack of manpower	
3.2.31)	han_mplack	lack of manpower	Arbeitskräftemangel
3.2.32)	vg_mplack	lack of manpower	Arbeitskräftemangel
3.2.33)	bau_finan	constraints: financing	
3.2.34)	dl_finan	problems of financing	
3.2.35)	han_diffin	difficulties of financing	
3.2.36)	vg_diffin	difficulties of financing	Produktionsbehinderung durch Finanzierungsengpässe
3.2.37)	bau_ordlack	lack of orders	
3.2.38)	dl_lackdem	lack of demand	
3.2.39)	han_weakdem	weak demand	
3.2.40)	vg_ordlack	lack of orders	Auftragsmangel
3.2.41)	dl_lackroom	lack of room / buisness equipment	
3.2.42)	han_sclack	lack of spacial capacity	Raummangel
3.2.43)	dl_lacktec	lack of technical capacities	
3.2.44)	han_equip	equipment	
3.2.45)	vg_techcap	technical capacity	Technische Kapazität
3.2.46)	bau_weathercon	constraints: weather conditions	
3.2.47)	dl_weather	weather	
3.2.48)	han_weather	unfavourable weather	
3.2.49)	vg_weather	weather conditions	Produktionsbehinderung durch Wetterlage
3.2.50)	bau_othrea	constraints: other reasons	
3.2.51)	dl_othrea	other reasons	
3.2.52)	han_othrea	other reasons	
3.2.53)	vg_othrea	other reasons	Sonstige Faktoren / Andere Ursachen
3.2.54)	bau_matlack	constraints: lack of material	
3.2.55)	han_diffsup	difficulties of supply	
3.2.56)	vg_matlack	lack of material	Materialknappheit
3.2.57)	bau_emp	employees	
3.2.58)	bau_empl	employees all together	
3.2.59)	dl_employlast	employees last 2-3 months	
3.2.60)	han_empl	employees	
3.2.61)	vg_emppro2	employees in production	Produktionsbeschäftigte für XY
3.2.62)	bau_credit	credit allocation	
3.2.63)	han_credit	credit allocation	
3.2.64)	vg_credit	credit allocation	Kreditvergabe

3.3 Variables referring to future state

No.	Name	Label	German description
3.3.1)	bau_comexp	expected commercial operations	
3.3.2)	dl_expectbus	expected business situation for the next 6 months	
3.3.3)	han_comexp	business development	Geschäftsentwicklung
3.3.4)	han_questpercansw81	% to han_comexp more favourable	Antwort zu Variable han_comexp
3.3.5)	han_questpercansw82	% to han_comexp not changing	Antwort zu Variable han_comexp
3.3.6)	han_questpercansw83	% to han_comexp more unfavourable	Antwort zu Variable han_comexp
3.3.7)	vg_comexp	expected commercial operations	Erwartete Geschäftslage
3.3.8)	bau_conactfut	construction activity in 3 months	
3.3.9)	vg_proexp	expected production	Erwartete Inländische Produktionstätigkeit
3.3.10)	bau_exppr	expected prices	
3.3.11)	dl_pricenext	prices for the next 3 months	
3.3.12)	han_exppr	expected prices	
3.3.13)	han_questpercansw61	% to exppr increasing	Antwort zu Variable han_exppr
3.3.14)	han_questpercansw62	% to exppr not changing	Antwort zu Variable han_exppr
3.3.15)	han_questpercansw63	% to exppr decreasing	Antwort zu Variable han_exppr
3.3.16)	vg_priceexp	expected domestic prices	Erwartete inländische Verkaufspreise
3.3.17)	bau_emplexp	expected employees	
3.3.18)	dl_employexp	expected employees for the next 2.3 months	
3.3.19)	han_emplexp	expected employees	
3.3.20)	vg_empl	employees 12 months	Erwartete Beschäftigtenanzahl
3.3.21)	vg_emplexp	expected ifo employees	Erwartete Entwicklung der Gesamtbeschäftigtenzahl durch Produktionsbehinderung durch Finanzierungsengpässe

1. Identification variables

The following descriptions contain only those identification variables with special features such as unusual time spans or parameter values.

No.	Name of variable	Label	Survey period	Survey frequency
1.7)	fedstaifo	federal state (Ifo-code)	West since 01/1980 East since 01/1991	Monthly survey Monthly survey

Parameter values

Parameter values		Further information
1 "[01] Berlin West"	9 "[09] Baden-Wuerttemberg"	Federal state according to Ifo-Code
2 "[02] Schleswig-Holstein"	10 "[10] Bavaria"	
3 "[03] Hamburg"	11 "[11] Saarland"	
4 "[04] Bremen"	12 "[12] Mecklenburg-Western Pomerania"	
5 "[05] Lower Saxony"	13 "[13] Brandenburg (incl. Berlin East)"	
6 "[06] North Rhine-Westphalia"	14 "[14] Saxony-Anhalt"	
7 "[07] Rhineland-Palatinate"	15 "[15] Saxony"	
8 "[08] Hesse"	16 "[16] Thuringia"	

Time span of variable

1980	1981	1982	1983	1984	1985	1986	1987	1988	1989
WEST									
1990	1991	1992	1993	1994	1995	1996	1997	1998	1999
WEST									
	EAST								
2000	2001	2002	2003	2004	2005	2006	2007	2008	2009
WEST									
EAST									
2010	2011	2012	2013	2014	2015	2016	2017	2018	2019
WEST									
EAST									

No.	Name of variable	Label	Survey period	Survey frequency
1.44)	participation_status	participation status	West since 01/2005 East since 01/2005	Monthly survey Monthly survey

Parameter values

[1] finished [2] reworked [3] completed [4] psaved	Further information Only refers to those participants, who answered online
---	--

Time span of variable

1990	1991	1992	1993	1994	1995	1996	1997	1998	1999	Further information Only refers to those participants, who answered online
2000	2001	2002	2003	2004	2005	2006	2007	2008	2009	
					WEST					
					EAST					
2010	2011	2012	2013	2014	2015	2016	2017	2018	2019	
WEST										
EAST										

No.	Name of variable	Label	Survey period	Survey frequency
1.45)	survey_end	survey end	West since 01/2005 East since 01/2005	Monthly survey Monthly survey

Time span of variable

1990	1991	1992	1993	1994	1995	1996	1997	1998	1999	Further information Only refers to those participants, who answered online
2000	2001	2002	2003	2004	2005	2006	2007	2008	2009	
					WEST					
					EAST					
2010	2011	2012	2013	2014	2015	2016	2017	2018	2019	
WEST										
EAST										

No.	Name of variable	Label	Survey period	Survey frequency
1.47)	survey_start	survey start	West since 01/2005 East since 01/2005	Monthly survey Monthly survey

Time span of variable

1990	1991	1992	1993	1994	1995	1996	1997	1998	1999	Further information Only refers to those participants, who answered online
2000	2001	2002	2003	2004	2005	2006	2007	2008	2009	
					WEST					
					EAST					
2010	2011	2012	2013	2014	2015	2016	2017	2018	2019	
WEST										
EAST										

2. Balance-sheet and income statement variables

Survey period										Survey frequency
1987 - 2012										Annual survey
Timespan of variable										
1980	1981	1982	1983	1984	1985	1986	1987	1988	1989	Further information Information stated in Euro. If original database is Amadeus. Variable values are rounded (TEUR) Data does not capture whether respective companies are located in East or West Germany
1990	1991	1992	1993	1994	1995	1996	1997	1998	1999	
2000	2001	2002	2003	2004	2005	2006	2007	2008	2009	
2010	2011	2012	2013	2014	2015	2016	2017	2018	2019	


3. Variables of Ifo Business Survey

3.1 Variables referring to the past state

No.	Name of variable	Label	Survey period	Survey frequency						
3.1.1)	dl_demandlast	demand/sales last month versus same month of previous year	West since 10/2004 East since 10/2004	Monthly survey Monthly survey						
Wording of question										
<p>From 10/2004 to 04/2009</p> <p>Information about your own business (inland) Present state of business (appraisal and developments)</p> <p>The demand* resp. our sales* during the past month has resp. have</p> <p style="padding-left: 40px;">[1]increased [2]not changed [3]decreased</p> <p>as compared to the same month one year ago.</p> <p>Since 05/2009</p> <p>Information about your own business (inland) Present state of business (appraisal and developments)</p> <p>The demand* resp. our sales during the previous month has resp. have</p> <p style="padding-left: 40px;">[1]increased [2]not changed [3]decreased</p> <p>as compared to the same month one year ago.</p>				Further information * including demand and sales abroad						
Timespan of variable										
1990	1991	1992	1993	1994	1995	1996	1997	1998	1999	
2000	2001	2002	2003	2004	2005	2006	2007	2008	2009	
				WEST						
				EAST						
2010	2011	2012	2013	2014	2015	2016	2017	2018	2019	
				WEST						
				EAST						

No.	Name of variable	Label	Survey period	Survey frequency
3.1.2)	han_busvoly	business volume versus previous year	West since 01/1990 East since 01/1992	Monthly survey Monthly survey
Wording of question				
<p>From 01/1990 to 11/2001</p> <p>Appraisal and developments in the reporting month As compared to the same month of the previous year our sales were</p> <p style="padding-left: 40px;">higher [1] as high as last year [2] lower [3]</p> <p>Since 01/2002</p> <p>Current situation* As compared to the same month of the previous year our sales during the past month were Unser Umsatz war im abgelaufenen Monat gegenüber dem gleichen Monat des Vorjahres</p> <p style="padding-left: 40px;">higher [1]</p>				Further information *01/2002 und 02/2002 Current situation / emerging trends West from 01/1990 to 01/2006 [9] = Percentage share of stores giving respective answers. All answers of the stores are summed up and expressed as percentage. Example: 3.1.3) han_questpercansw21 [50] 3.1.4) han_questpercansw22 [30] 3.1.5) han_questpercansw23 [20] That means, 50% of stores answered the question with "higher", 30% of stores answered

Timespan of variable

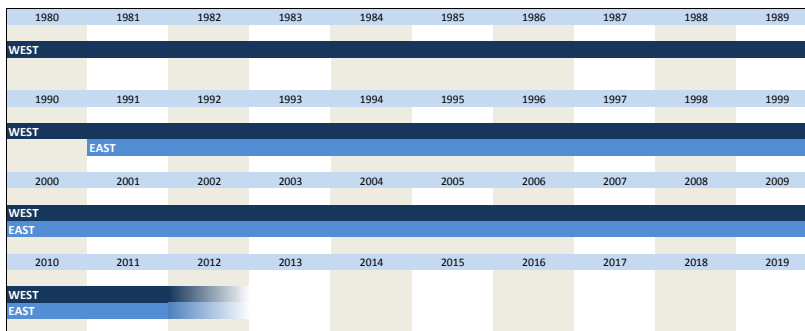


No.	Name of variable	Label	Survey period	Survey frequency
3.1.7)	vg_demand	situation of demand versus previous month	West since 01/1980 East since 01/1991	Monthly survey Monthly survey

Wording of question

From	Wording of question	Further information
From 01/1991 to 11/2001	No questionnaires from East Germany available	
From 01/1980 to 06/1994	As compared to the previous month our demand situation (domestic and abroad) with respect to XY has improved [1] remained unchanged [2] deteriorated [3]	Until 11/2011 the question referred to the demand situation during the previous month. Due to the harmonization of survey periods introduced by the European Union, from 01/2002 on the question refers to the demand situation during last 2-3 months.
From 07/1994 to 11/2001	As compared to the previous month our demand situation (domestic and abroad) with respect to XY has improved [1] remained unchanged [2] deteriorated [3]	
From 01/2002 to 02/2002	During the last 2-3 months the demand situation with respect to XY has improved [1] remained unchanged [2] deteriorated [3]	
Since 03/2002	Tendencies in the previous month The demand situation with respect to XY has improved [1] remained unchanged [2] deteriorated [3]	

Timespan of variable



No.	Name of variable	Label	Survey period	Survey frequency
3.1.8)	bau_ordvpm	orders versus previous month	West since 01/1991 East since 01/1991	Monthly survey Monthly survey


Wording of question

From	Wording of question	Further information
From 01/1991 to 11/2001	At the end of this month our backlog of building orders on a value basis will be bigger [1] approxim. same [2] smaller [3] } compared to the end of the previous month	
01/2002, 02/2002	During the previous 2-3 months our backlog of building orders on a value basis has increased [1] remained about the same [2] decreased [3]	

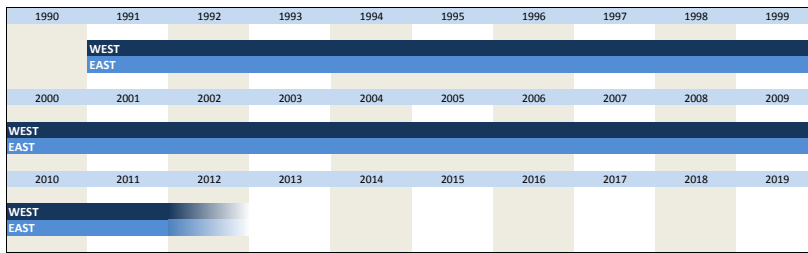
Since 03/2002

During the previous month our backlog of building orders on a value basis has

increased [1]
 remained about the same [2]
 decreased [3]



Timespan of variable

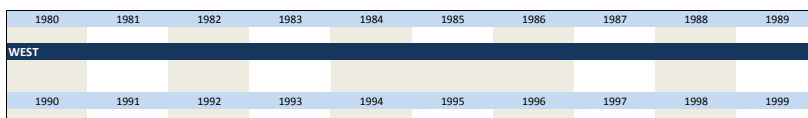


No.	Name of variable	Label	Survey period	Survey frequency
3.1.9)	vg_ordvpm	orders versus previous month	West since 01/1980 East since 01/1991	Monthly survey Monthly survey

Wording of question

From	Text	Further information
From 01/1991 to 11/2001	No questionnaires from East Germany available	
From 01/1980 to 12/1980	As compared to the previous month, our overall backlog of orders (domestic and abroad) with respect to XY on a value basis is currently higher [1] about the same [2] smaller [3] usually no backlog of orders [4]	Until 11/2011 the question referred to the backlog of orders during the previous month. Due to the harmonization of survey periods introduced by the European Union, from 01/2002 to 02/2002 the question refers to the backlog of orders during last 2-3 months.
From 01/1981 to 12/1982	As compared to the previous month, our backlog of orders (on a value basis, domestic and abroad) with respect to XY is currently higher [1] about the same [2] smaller [3] usually no backlog of orders [4]	
From 01/1983 to 06/1994	As compared to the previous month, our backlog of orders (on a value basis, domestic and abroad) with respect to XY is currently higher [1] about the same (or usually no backlog) [2] smaller [3]	
From 07/1994 to 06/1997	As compared to the previous month, our backlog of orders (on a value basis) with respect to XY is currently higher [1] about the same (or usually no backlog) [2] smaller [3]	
From 07/1997 to 11/2001	As compared to the previous month, our backlog of orders domestic and abroad (on a value basis) with respect to XY is currently higher [1] about the same (or usually no backlog) [2] smaller [3]	
From 01/2002 to 02/2002	During the last 2-3 months our backlog of orders (domestic and abroad, on a value basis) with respect to XY has increased [1] been about the same (or usually no backlog) [2] decreased [3]	
Since 03/2002	Tendencies in the previous month Our backlog of orders (domestic and abroad, on a value basis) with respect to XY has increased [1] been about the same (or usually no backlog) [2] decreased [3]	

Timespan of variable



WEST										
EAST										
2000	2001	2002	2003	2004	2005	2006	2007	2008	2009	
WEST										
EAST										
2010	2011	2012	2013	2014	2015	2016	2017	2018	2019	
WEST										
EAST										

No.	Name of variable	Label	Survey period	Survey frequency
3.1.10)	bau_conactex	construction activity versus previous month	West since 01/1991 East since 01/1991	Monthly survey Monthly survey

Wording of question

From 01/1991 to 11/2001	Further information
<p>In the reporting month we have built</p> <p>more [1] about as much [2] less [3]</p> <p>} than/ as the average of the last 3 months</p>	
<p>01/2002, 02/2002</p> <p>During the lasts 2-3 months our construction activities have</p> <p>increased [1] almost remained unchanged [2] decreased [3]</p>	
<p>Since 03/2002</p> <p>Our construction activities in the previous month have</p> <p>increased [1] almost remained unchanged [2] decreased [3]</p>	

Timespan of variable

1990	1991	1992	1993	1994	1995	1996	1997	1998	1999	
WEST										
EAST										
2000	2001	2002	2003	2004	2005	2006	2007	2008	2009	
WEST										
EAST										
2010	2011	2012	2013	2014	2015	2016	2017	2018	2019	
WEST										
EAST										

No.	Name of variable	Label	Survey period	Survey frequency
3.1.11)	vg_provpvm	production versus previous month	West since 01/1980 East since 01/1991	Monthly survey Monthly survey

Wording of question

From 01/1991 to 11/2001	Further information
<p>No questionnaires from East Germany available</p>	
<p>From 01/1980 to 06/1994</p> <p>As compared to the previous month our domestic production activities with respect to XY have</p> <p>become more brisk [1] remained unchanged [2] weakened [3]</p>	<p>Until 11/2011 the question referred to the production activities during the previous month. Due to the harmonization of survey periods introduced by the European Union, from 01/2002 to 02/2002 the question refers to the production activities during last 2-3 months.</p>
<p>From 07/1994 to 11/2001</p> <p>As compared to the previous month our domestic production activities with respect to XY have</p> <p>become more brisk [1] remained unchanged [2] weakened [3] no considerable domestic production [4]</p>	
<p>From 01/2002 to 02/2002</p> <p>During the last 2-3 months our domestic production activities with respect to XY have</p> <p>become more brisk [1] remained unchanged [2] weakened [3] no considerable domestic production [4]</p>	
<p>Since 03/2002</p> <p>Tendencies in the previous month Our domestic production activities with respect to XY have</p> <p>increased [1] remained about the same [2]</p>	

decreased [3] no considerable domestic production [4]									
Timespan of variable									
1980	1981	1982	1983	1984	1985	1986	1987	1988	1989
WEST									
1990	1991	1992	1993	1994	1995	1996	1997	1998	1999
WEST									
EAST									
2000	2001	2002	2003	2004	2005	2006	2007	2008	2009
WEST									
EAST									
2010	2011	2012	2013	2014	2015	2016	2017	2018	2019
WEST									
EAST									

No.	Name of variable	Label	Survey period	Survey frequency
3.1.12)	bau_prvpm	prices versus previous month	West since 01/1991 East since 01/1991	Monthly survey Monthly survey

Wording of question

<p>From 01/1991 to 11/2001</p> <p>As compared to the previous month our construction prices for newly taken orders predominantly were</p> <p>higher [1] unchanged [2] lower [3]</p>	<p>Further information</p> <p>Until 11/2011 the question referred to the construction prices during the previous month. Due to the harmonization of survey periods introduced by the European Union, from 01/2002 to 02/2002 the question refers to the construction prices during last 2-3 months.</p>
<p>01/2002, 02/2002</p> <p>During the last 2-3 month our construction prices for newly taken orders</p> <p>increased [1] not changed [2] decreased [3]</p>	
<p>Since 03/2002</p> <p>In the previous month our construction prices for newly taken orders have</p> <p>increased [1] not changed [2] decreased [3]</p>	

Timespan of variable

1990	1991	1992	1993	1994	1995	1996	1997	1998	1999
WEST									
EAST									
2000	2001	2002	2003	2004	2005	2006	2007	2008	2009
WEST									
EAST									
2010	2011	2012	2013	2014	2015	2016	2017	2018	2019
WEST									
EAST									

No.	Name of variable	Label	Survey period	Survey frequency
3.1.13)	han_prvpm	prices versus previous month	West since 01/1990 East since 01/1991	Monthly survey Monthly survey

Wording of question

<p>From 01/1990 to 11/2001</p> <p>Appraisal and developments in the reporting month</p> <p>As compared to the previous month our sales prices have</p> <p>increased [1] not changed [2] decreased [3]</p>	<p>Further information</p> <p>West from 01/1990 to 01/2006</p> <p>[9] = Percentage share of stores giving respective answers. All answers of the stores are summed up and expressed as percentage.</p> <p>Example:</p> <p>3.1.14) han_questpercansw51 [50] 3.1.15) han_questpercansw52 [30] 3.1.16) han_questpercansw53 [20]</p> <p>That means, 50% of stores answered the question with "increased", 30% of stores answered the question with "not changed" and 20% of stores answered the question with "decreased"</p>
<p>From 01/2002 to 02/2002</p> <p>Current situation / emerging trends</p> <p>During the last 2-3 months our sales prices have</p> <p>increased [1] not changed [2] decreased [3]</p>	
<p>Since 03/2002</p> <p>Current Situation</p> <p>In the previous month our sales prices have</p> <p>increased [1] not changed [2]</p>	

decreased [3]									
Timespan of variable									
1990	1991	1992	1993	1994	1995	1996	1997	1998	1999
WEST									
EAST									
2000	2001	2002	2003	2004	2005	2006	2007	2008	2009
WEST									
EAST									
2010	2011	2012	2013	2014	2015	2016	2017	2018	2019
WEST									
EAST									

No.	Name of variable	Label	Survey period	Survey frequency
-----	------------------	-------	---------------	------------------

3.1.14) **questpercansw51** % to prvpm increased West from 01/1990 to 01/2006 Monthly survey

Timespan of variable										Further information Percentage of the stores whose sales prices have "increased" in the previous month See 3.1.13) han_prvpm
1990	1991	1992	1993	1994	1995	1996	1997	1998	1999	
WEST										
2000	2001	2002	2003	2004	2005	2006	2007	2008	2009	
WEST										
2010	2011	2012	2013	2014	2015	2016	2017	2018	2019	

No.	Name of variable	Label	Survey period	Survey frequency
-----	------------------	-------	---------------	------------------

3.1.15) **questpercansw52** % to prvpm not changed West from 01/1990 to 01/2006 Monthly survey

Timespan of variable										Further information Percentage of the stores whose sales prices have "not changed" in the previous month See 3.1.13) han_prvpm
1990	1991	1992	1993	1994	1995	1996	1997	1998	1999	
WEST										
2000	2001	2002	2003	2004	2005	2006	2007	2008	2009	
WEST										
2010	2011	2012	2013	2014	2015	2016	2017	2018	2019	

No.	Name of variable	Label	Survey period	Survey frequency
-----	------------------	-------	---------------	------------------

3.1.16) **questpercansw53** % to prvpm decreased West from 01/1990 to 01/2006 Monthly survey

Timespan of variable										Further information Percentage of the stores whose sales prices have "decreased" in the previous month See 3.1.13) han_prvpm
1990	1991	1992	1993	1994	1995	1996	1997	1998	1999	
WEST										
2000	2001	2002	2003	2004	2005	2006	2007	2008	2009	
WEST										
2010	2011	2012	2013	2014	2015	2016	2017	2018	2019	

No.	Name of variable	Label	Survey period	Survey frequency
-----	------------------	-------	---------------	------------------

3.1.17) **vg_pricevpm** domestic prices of sale versus previous month West since 01/1980 East since 01/1991 Monthly survey Monthly survey

Wording of question										Further information Until 11/2011 the question referred to the domestic sales prices during the previous month. Due to the harmonization of survey periods introduced by the European Union, from 01/2002 to 02/2002 the question refers to the domestic sales prices during last 2-3 months.
From 01/1991 to 11/2001 No questionnaires from East Germany available										
01/1980, 04/1980, 05/1980, 10/1980 Taking account of changes in terms and conditions, our domestic sales prices for XY as compared to the previous month have regular orders (including orders directly from stock) further orders increased [1] remained unchanged [2] decreased [3]										
02/1980, 03/1980, 06/1980 to 09/1980, 11/1980 to 11/2001										

Taking account of changes in terms and conditions, our domestic sales prices (net prices) for XY as compared to the previous month have

increased [1]
remained unchanged [2]
decreased [3]

From 01/2002/ to 02/2002

Taking account of changes in terms and conditions, during the previous 2-3 months our domestic sales prices (net) for XY have

increased [1]
remained unchanged [2]
decreased [3]

Since 03/2002

Tendencies in the previous month
Taking account of changes in terms and conditions, our domestic sales prices (net) for XY have

increased [1]
remained unchanged [2]
decreased [3]

Timespan of variable

1980	1981	1982	1983	1984	1985	1986	1987	1988	1989
WEST									
1990	1991	1992	1993	1994	1995	1996	1997	1998	1999
WEST									
EAST									
2000	2001	2002	2003	2004	2005	2006	2007	2008	2009
WEST									
EAST									
2010	2011	2012	2013	2014	2015	2016	2017	2018	2019
WEST									
EAST									

3.2 Variables referring to the present state

No.	Name of variable	Label	Survey period	Survey frequency
3.2.1)	bau_statebus	state of business (appraisal)	West since 01/1991 East since 01/1991	Monthly survey Monthly survey

Wording of question

<p>Since 01/1991</p> <p>We evaluate our present state of business as</p> <p>good [1] satisfactory [2] bad [3]</p>	Further information																																																																																										
<p>Timespan of variable</p> <table border="1"> <thead> <tr> <th>1990</th><th>1991</th><th>1992</th><th>1993</th><th>1994</th><th>1995</th><th>1996</th><th>1997</th><th>1998</th><th>1999</th> </tr> </thead> <tbody> <tr> <td colspan="10">WEST</td> </tr> <tr> <td colspan="10">EAST</td> </tr> <tr> <td>2000</td><td>2001</td><td>2002</td><td>2003</td><td>2004</td><td>2005</td><td>2006</td><td>2007</td><td>2008</td><td>2009</td> </tr> <tr> <td colspan="10">WEST</td> </tr> <tr> <td colspan="10">EAST</td> </tr> <tr> <td>2010</td><td>2011</td><td>2012</td><td>2013</td><td>2014</td><td>2015</td><td>2016</td><td>2017</td><td>2018</td><td>2019</td> </tr> <tr> <td colspan="10">WEST</td> </tr> <tr> <td colspan="10">EAST</td> </tr> </tbody> </table>		1990	1991	1992	1993	1994	1995	1996	1997	1998	1999	WEST										EAST										2000	2001	2002	2003	2004	2005	2006	2007	2008	2009	WEST										EAST										2010	2011	2012	2013	2014	2015	2016	2017	2018	2019	WEST										EAST									
1990	1991	1992	1993	1994	1995	1996	1997	1998	1999																																																																																		
WEST																																																																																											
EAST																																																																																											
2000	2001	2002	2003	2004	2005	2006	2007	2008	2009																																																																																		
WEST																																																																																											
EAST																																																																																											
2010	2011	2012	2013	2014	2015	2016	2017	2018	2019																																																																																		
WEST																																																																																											
EAST																																																																																											

No.	Name of variable	Label	Survey period	Survey frequency
3.2.2)	dl_statebus	state of business (appraisal)	West since 10/2004 East since 10/2004	Monthly survey Monthly survey

Wording of question

<p>Since 10/2004</p> <p>Information about your own business (inland) Present state of business (appraisal and developments)</p> <p>We evaluate our present state of business as</p> <p>good [1] satisfactory (or typical for the season) [2] bad [3]</p>	Further information																				
<p>Timespan of variable</p> <table border="1"> <thead> <tr> <th>1990</th><th>1991</th><th>1992</th><th>1993</th><th>1994</th><th>1995</th><th>1996</th><th>1997</th><th>1998</th><th>1999</th> </tr> </thead> <tbody> <tr> <td></td><td></td><td></td><td></td><td></td><td></td><td></td><td></td><td></td><td></td> </tr> </tbody> </table>		1990	1991	1992	1993	1994	1995	1996	1997	1998	1999										
1990	1991	1992	1993	1994	1995	1996	1997	1998	1999												

2000	2001	2002	2003	2004	2005	2006	2007	2008	2009
				WEST					
				EAST					
2010	2011	2012	2013	2014	2015	2016	2017	2018	2019
WEST									
EAST									

No.	Name of variable	Label	Survey period	Survey frequency
-----	------------------	-------	---------------	------------------

3.2.3)	han_statebus	state of business (appraisal)	West since 01/1990 East since 01/1991	Monthly survey Monthly survey
--------	--------------	-------------------------------	--	----------------------------------

Wording of question

<p>From 01/1990 to 11/2001</p> <p>Appraisal and developments in the reporting month We evaluate our present state of business as</p> <p>good [1] satisfactory (or typical for the season) [2] bad [3]</p> <p>Since 01/2002</p> <p>Current situation* We evaluate our present state of business (last month / emerging trends) as</p> <p>good [1] satisfactory (or typical for the season) [2] bad [3]</p>	<p>Further information</p> <p>* 01/2002 and 02/2002</p> <p>Current situation / emerging trends</p> <p>West from 01/1990 to 01/2006 [9] = share of the stores with such answer in per cent. All answers of the stores are summed up and expressed as percentage here.</p> <p>Example:</p> <p>3.2.4) han_questpercansw11 [50] 3.2.5) han_questpercansw12 [30] 3.2.6) han_questpercansw13 [20]</p> <p>That means, 50% of stores answered the question with "good", 30% of stores answered the question with "satisfactory" and 20% of stores answered the question with "bad"</p>
---	--

Timespan of variable

1990	1991	1992	1993	1994	1995	1996	1997	1998	1999
WEST									
	EAST								
2000	2001	2002	2003	2004	2005	2006	2007	2008	2009
WEST									
EAST									
2010	2011	2012	2013	2014	2015	2016	2017	2018	2019
WEST									
EAST									

No.	Name of variable	Label	Survey period	Survey frequency
-----	------------------	-------	---------------	------------------

3.2.4)	han_questpercansw11	% to statebus good	West from 01/1990 to 01/2006	Monthly survey
--------	---------------------	--------------------	------------------------------	----------------

Timespan of variable

1990	1991	1992	1993	1994	1995	1996	1997	1998	1999
WEST									
2000	2001	2002	2003	2004	2005	2006	2007	2008	2009
WEST									
2010	2011	2012	2013	2014	2015	2016	2017	2018	2019

Further information

Percentage of the stores that have evaluated the current state of their business as "good"

See 3.2.3) han_statebus

No.	Name of variable	Label	Survey period	Survey frequency
-----	------------------	-------	---------------	------------------

3.2.5)	han_questpercansw12	% to statebus satisfiable	West from 01/1990 to 01/2006	Monthly survey
--------	---------------------	---------------------------	------------------------------	----------------

Timespan of variable

1990	1991	1992	1993	1994	1995	1996	1997	1998	1999
WEST									
2000	2001	2002	2003	2004	2005	2006	2007	2008	2009
WEST									
2010	2011	2012	2013	2014	2015	2016	2017	2018	2019

Further information

Percentage of the stores that have evaluated the current state of their business as "satisfactory"

See 3.2.3) han_statebus

No.	Name of variable	Label	Survey period	Survey frequency
-----	------------------	-------	---------------	------------------

3.2.6)	han_questpercansw13	% to statebus bad	West from 01/1990 to 01/2006	Monthly survey
--------	---------------------	-------------------	------------------------------	----------------

Timespan of variable

1990	1991	1992	1993	1994	1995	1996	1997	1998	1999

Further information

WEST										Percentage of the stores that have evaluated the current state of their business as "bad"
2000	2001	2002	2003	2004	2005	2006	2007	2008	2009	
WEST										See 3.2.3) han_statebus
2010	2011	2012	2013	2014	2015	2016	2017	2018	2019	

No.	Name of variable	Label	Survey period	Survey frequency
3.2.7)	vg_statebus	state of business (appraisal)	West since 01/1980 East since 01/1991	Monthly survey Monthly survey

Wording of question

Wording of question	Further information
<p>From 01/1991 to 11/2001</p> <p>No questionnaires from East Germany available</p> <p>From 01/1980 to 11/2001</p> <p>We currently evaluate our state of business with respect to XY as</p> <p style="padding-left: 40px;">good [1] satisfactory (or typical for the season) [2] bad [3]</p> <p>From 01/2002 to 02/2002</p> <p>Current situation and emerging trends</p> <p>We currently evaluate our state of business with respect to XY as</p> <p style="padding-left: 40px;">good [1] satisfactory [2] bad [3]</p> <p>Since 03/2002</p> <p>Current situation</p> <p>We evaluate our state of business with respect to XY as</p> <p style="padding-left: 40px;">good [1] satisfactory [2] bad [3]</p>	

Timespan of variable

1980	1981	1982	1983	1984	1985	1986	1987	1988	1989
WEST									
1990	1991	1992	1993	1994	1995	1996	1997	1998	1999
WEST									
EAST									
2000	2001	2002	2003	2004	2005	2006	2007	2008	2009
WEST									
EAST									
2010	2011	2012	2013	2014	2015	2016	2017	2018	2019
WEST									
EAST									

No.	Name of variable	Label	Survey period	Survey frequency
3.2.8)	bau_orders	orders (appraisal)	West since 01/1991 East since 01/1991	Monthly survey Monthly survey

Wording of question

Wording of question	Further information
<p>Since 01/1991</p> <p>Currently* we perceive our backlog of orders to be</p> <p style="padding-left: 40px;">comparatively large [1] sufficient or typical for the season [2] too small [3]</p>	<p>* The supplement "currently" was used from 01/1991 to 11/2001</p>

Timespan of variable

1990	1991	1992	1993	1994	1995	1996	1997	1998	1999
WEST									
EAST									
2000	2001	2002	2003	2004	2005	2006	2007	2008	2009
WEST									
EAST									
2010	2011	2012	2013	2014	2015	2016	2017	2018	2019
WEST									
EAST									

No.	Name of variable	Label	Survey period	Survey frequency
-----	------------------	-------	---------------	------------------

3.2.9) **dl_orders** orders (appraisal)

West since 10/2004
East since 10/2004

Monthly survey
Monthly survey

Wording of question

<p>Since 10/2004</p> <p>Information about your own business (inland)</p> <p>Current situation (appraisal and developments)</p> <p>We perceive our backlog of orders to be (provided that a backlog of orders is customary within your industry)</p> <p style="text-align: center;">comparatively large [1] sufficient or typical for the season [2] too small [3]</p>	<p>Further information</p>																																																																																
<p>Timespan of variable</p> <table border="1"> <thead> <tr> <th>1990</th><th>1991</th><th>1992</th><th>1993</th><th>1994</th><th>1995</th><th>1996</th><th>1997</th><th>1998</th><th>1999</th></tr> </thead> <tbody> <tr> <td></td><td></td><td></td><td></td><td></td><td></td><td></td><td></td><td></td><td></td></tr> <tr> <td>2000</td><td>2001</td><td>2002</td><td>2003</td><td>2004</td><td>2005</td><td>2006</td><td>2007</td><td>2008</td><td>2009</td></tr> <tr> <td></td><td></td><td></td><td></td><td style="background-color: #004a99; color: white;">WEST</td><td></td><td></td><td></td><td></td><td></td></tr> <tr> <td></td><td></td><td></td><td></td><td style="background-color: #004a99; color: white;">EAST</td><td></td><td></td><td></td><td></td><td></td></tr> <tr> <td>2010</td><td>2011</td><td>2012</td><td>2013</td><td>2014</td><td>2015</td><td>2016</td><td>2017</td><td>2018</td><td>2019</td></tr> <tr> <td style="background-color: #004a99; color: white;">WEST</td><td></td><td></td><td></td><td></td><td></td><td></td><td></td><td></td><td></td></tr> <tr> <td style="background-color: #004a99; color: white;">EAST</td><td></td><td></td><td></td><td></td><td></td><td></td><td></td><td></td><td></td></tr> </tbody> </table>		1990	1991	1992	1993	1994	1995	1996	1997	1998	1999											2000	2001	2002	2003	2004	2005	2006	2007	2008	2009					WEST										EAST						2010	2011	2012	2013	2014	2015	2016	2017	2018	2019	WEST										EAST									
1990	1991	1992	1993	1994	1995	1996	1997	1998	1999																																																																								
2000	2001	2002	2003	2004	2005	2006	2007	2008	2009																																																																								
				WEST																																																																													
				EAST																																																																													
2010	2011	2012	2013	2014	2015	2016	2017	2018	2019																																																																								
WEST																																																																																	
EAST																																																																																	

No.	Name of variable	Label	Survey period	Survey frequency
-----	------------------	-------	---------------	------------------

3.2.10) **han_ords** orders versus previous year

West since 01/1990
East since 01/1992

Monthly survey
Monthly survey

Wording of question

<p>From 01/1990 to 02/2002</p> <p>Plans and expectations</p> <p>As compared to the same period in the previous year, in the following 3 months our orders probably will (without consideration of price changes)</p> <p style="text-align: center;">increase [1] not change [2] decrease [3]</p>	<p>Further information</p> <p>West from 01/1990 to 01/2006</p> <p>[9] = share of the stores with such answer in per cent. All answers of the stores are summed up and expressed as percentage here.</p> <p>Example:</p> <p>3.2.11) han_questpercansw71 [50] 3.2.12) han_questpercansw72 [30] 3.2.13) han_questpercansw73 [20]</p> <p>That means, 50% of stores answered the question with "increase", 30% of stores answered the question with "not change" and 20% of stores answered the question with "decrease"</p>																																																																																										
<p>From 03/2002 to 01/2007</p> <p>Plans and expectations for 3 months</p> <p>As compared to the same period in the previous year, our orders probably will</p> <p style="text-align: center;">increase [1] not change [2] decrease [3]</p>																																																																																											
<p>Since 02/2007</p> <p>Plans and expectations for the next 3 months</p> <p>As compared to the same period in the previous year, our orders probably will</p> <p style="text-align: center;">increase [1] not change [2] decrease [3]</p>																																																																																											
<p>Timespan of variable</p> <table border="1"> <thead> <tr> <th>1990</th><th>1991</th><th>1992</th><th>1993</th><th>1994</th><th>1995</th><th>1996</th><th>1997</th><th>1998</th><th>1999</th></tr> </thead> <tbody> <tr> <td style="background-color: #004a99; color: white;">WEST</td><td></td><td></td><td></td><td></td><td></td><td></td><td></td><td></td><td></td></tr> <tr> <td></td><td></td><td style="background-color: #004a99; color: white;">EAST</td><td></td><td></td><td></td><td></td><td></td><td></td><td></td></tr> <tr> <td>2000</td><td>2001</td><td>2002</td><td>2003</td><td>2004</td><td>2005</td><td>2006</td><td>2007</td><td>2008</td><td>2009</td></tr> <tr> <td style="background-color: #004a99; color: white;">WEST</td><td></td><td></td><td></td><td></td><td></td><td></td><td></td><td></td><td></td></tr> <tr> <td style="background-color: #004a99; color: white;">EAST</td><td></td><td></td><td></td><td></td><td></td><td></td><td></td><td></td><td></td></tr> <tr> <td>2010</td><td>2011</td><td>2012</td><td>2013</td><td>2014</td><td>2015</td><td>2016</td><td>2017</td><td>2018</td><td>2019</td></tr> <tr> <td style="background-color: #004a99; color: white;">WEST</td><td></td><td></td><td></td><td></td><td></td><td></td><td></td><td></td><td></td></tr> <tr> <td style="background-color: #004a99; color: white;">EAST</td><td></td><td></td><td></td><td></td><td></td><td></td><td></td><td></td><td></td></tr> </tbody> </table>		1990	1991	1992	1993	1994	1995	1996	1997	1998	1999	WEST												EAST								2000	2001	2002	2003	2004	2005	2006	2007	2008	2009	WEST										EAST										2010	2011	2012	2013	2014	2015	2016	2017	2018	2019	WEST										EAST									
1990	1991	1992	1993	1994	1995	1996	1997	1998	1999																																																																																		
WEST																																																																																											
		EAST																																																																																									
2000	2001	2002	2003	2004	2005	2006	2007	2008	2009																																																																																		
WEST																																																																																											
EAST																																																																																											
2010	2011	2012	2013	2014	2015	2016	2017	2018	2019																																																																																		
WEST																																																																																											
EAST																																																																																											

No.	Name of variable	Label	Survey period	Survey frequency
-----	------------------	-------	---------------	------------------

3.2.11) **han_questpercansw71** % to ords raising

West from 01/1990 to 01/2006

Monthly survey

Timespan of variable

<p>1990</p> <p style="background-color: #004a99; color: white;">WEST</p> <p>2000</p> <p style="background-color: #004a99; color: white;">WEST</p> <p>2010</p>	<p>Further information</p> <p>Percentage of the stores that will have an increase in their orders as compared to the same period in the previous year</p> <p>See 3.2.10) han_ords</p>																																																		
<table border="1"> <thead> <tr> <th>1990</th><th>1991</th><th>1992</th><th>1993</th><th>1994</th><th>1995</th><th>1996</th><th>1997</th><th>1998</th><th>1999</th></tr> </thead> <tbody> <tr> <td style="background-color: #004a99; color: white;">WEST</td><td></td><td></td><td></td><td></td><td></td><td></td><td></td><td></td><td></td></tr> <tr> <td>2000</td><td>2001</td><td>2002</td><td>2003</td><td>2004</td><td>2005</td><td>2006</td><td>2007</td><td>2008</td><td>2009</td></tr> <tr> <td style="background-color: #004a99; color: white;">WEST</td><td></td><td></td><td></td><td></td><td></td><td></td><td></td><td></td><td></td></tr> <tr> <td>2010</td><td>2011</td><td>2012</td><td>2013</td><td>2014</td><td>2015</td><td>2016</td><td>2017</td><td>2018</td><td>2019</td></tr> </tbody> </table>		1990	1991	1992	1993	1994	1995	1996	1997	1998	1999	WEST										2000	2001	2002	2003	2004	2005	2006	2007	2008	2009	WEST										2010	2011	2012	2013	2014	2015	2016	2017	2018	2019
1990	1991	1992	1993	1994	1995	1996	1997	1998	1999																																										
WEST																																																			
2000	2001	2002	2003	2004	2005	2006	2007	2008	2009																																										
WEST																																																			
2010	2011	2012	2013	2014	2015	2016	2017	2018	2019																																										

No.	Name of variable	Label	Survey period	Survey frequency
-----	------------------	-------	---------------	------------------

3.2.12) **han_questpercansw72** % to ords not changing

West from 01/1990 to 01/2006

Monthly survey

Timespan of variable

1990	1991	1992	1993	1994	1995	1996	1997	1998	1999	Further information
WEST										Percentage of the stores that will have no change in their orders as compared to the same period in the previous year See 3.2.10) han_ords
2000	2001	2002	2003	2004	2005	2006	2007	2008	2009	
WEST										
2010	2011	2012	2013	2014	2015	2016	2017	2018	2019	

No.	Name of variable	Label	Survey period	Survey frequency
-----	------------------	-------	---------------	------------------

3.2.13) **han_questpercansw73** % to ords falling

West from 01/1990 to 01/2006

Monthly survey

Timespan of variable

1990	1991	1992	1993	1994	1995	1996	1997	1998	1999	Further information
WEST										Percentage of the stores that will have a decrease in their orders as compared to the same period in the previous year See 3.2.10) han_ords
2000	2001	2002	2003	2004	2005	2006	2007	2008	2009	
WEST										
2010	2011	2012	2013	2014	2015	2016	2017	2018	2019	

No.	Name of variable	Label	Survey period	Survey frequency
-----	------------------	-------	---------------	------------------

3.2.14) **vg_orders** orders (appraisal)

West since 01/1980
East since 01/1991

Monthly survey
Monthly survey

Wording of question

Further information
<p>From 01/1991 to 11/2001</p> <p>No questionnaires from East Germany available</p> <p>From 01/1980 to 12/1982</p> <p>We currently perceive our backlog of orders (domestic and abroad) as</p> <p style="padding-left: 40px;">relatively high [1] (e.g. extended delivery periods) sufficient (typical for the season) [2] too small [3] usually no backlog of orders [4]</p> <p>From 01/1983 to 06/1994</p> <p>We currently perceive our backlog of orders (domestic and abroad) as</p> <p style="padding-left: 40px;">relatively high [1] (e.g. extended delivery periods) sufficient (typical for the season) [2] or unusual too small [3]</p> <p>From 07/1994 to 06/1997</p> <p>We currently perceive our backlog of orders with respect to XY as</p> <p style="padding-left: 40px;">relatively high [1] (e.g. extended delivery periods) sufficient (typical for the season) [2] or unusual too small [3]</p> <p>From 07/1997 to 11/2001</p> <p>We currently perceive our backlog of orders (domestic and abroad) with respect to XY as</p> <p style="padding-left: 40px;">relatively high [1] (e.g. extended delivery periods) sufficient (typical for the season) [2] or unusual too small [3]</p> <p>Since 01/2002</p> <p>Current situation*</p> <p>We perceive our (current**) backlog of orders as</p> <p style="padding-left: 40px;">relatively high [1] sufficient (typical for the season) [2] or unusual too small [3]</p> <p style="text-align: right; padding-right: 40px;">in total</p>
<p>01/2002 and 02/2002</p> <p>* "current situation" is replaced by "current situation and tendencies"</p>

Timespan of variable										
1980	1981	1982	1983	1984	1985	1986	1987	1988	1989	
WEST										
1990	1991	1992	1993	1994	1995	1996	1997	1998	1999	
WEST										
EAST										
2000	2001	2002	2003	2004	2005	2006	2007	2008	2009	
WEST										
EAST										
2010	2011	2012	2013	2014	2015	2016	2017	2018	2019	
WEST										
EAST										

No.	Name of variable	Label	Survey period	Survey frequency
3.2.15)	bau_ranord	range of orders in months	West since 01/1991 East since 01/1991	Monthly survey Monthly survey

Wording of question

Wording of question		Further information
From 01/1991 to 11/2001	Given the course of business which is typical for this season, our backlog of orders by the end of the reporting month corresponds to the average output of _____ months	[10] corresponds to 1 month [15] corresponds to 1,5 months [100] corresponds to 10 months etc.
Since 01/2002	Given a course of business which is typical for the seasons, our current backlog of orders corresponds to the average output of _____ months	

Timespan of variable

Timespan of variable										
1990	1991	1992	1993	1994	1995	1996	1997	1998	1999	
WEST										
EAST										
2000	2001	2002	2003	2004	2005	2006	2007	2008	2009	
WEST										
EAST										
2010	2011	2012	2013	2014	2015	2016	2017	2018	2019	
WEST										
EAST										

No.	Name of variable	Label	Survey period	Survey frequency
3.2.16)	vg_ranord	range of orders in months	West from 03/1980 to 09/2001 East from 07/1992 to 07/1993 East from 12/1993 to 09/2001 East and West since 01/2002	Mrc, Jun, Sep, Dec Mrc, Jul, Oct, Dec Mrc, Jul, Sep, Dec Jan, Apr, Jul, Oct

Wording of question

Wording of question		Further information
From 07/1992 to 09/2001	No questionnaires from East Germany available	Code in the dataset: no orders = [0] less than 1/2 = [5] 1 = [10] 5 = [50] 9 = [90] if more than 10, entry by hand or, if only marked with a cross, [120]
From 03/1980 to 09/2001	At the moment our backlog of orders for shipments of XY corresponds to a production period of no orders 1/2 1 2 3 4 5 6 7 8 9 10 if more than 10, please state number of months	
Since 01/2002	Currently our backlog of orders for XY corresponds to a production period of no orders 1/2 1 2 3 4 5 6 7 8 9 10 if more than 10, please state number of months	

Timespan of variable

Timespan of variable										
1980	1981	1982	1983	1984	1985	1986	1987	1988	1989	
WEST										
1990	1991	1992	1993	1994	1995	1996	1997	1998	1999	
WEST										
EAST										
2000	2001	2002	2003	2004	2005	2006	2007	2008	2009	
WEST										
EAST										
2010	2011	2012	2013	2014	2015	2016	2017	2018	2019	

WEST				
EAST				

No.	Name of variable	Label	Survey period	Survey frequency
-----	------------------	-------	---------------	------------------

3.2.17)	han_feedst	feedstock (appraisal)	West since 01/1990 East since 01/1991	Monthly survey Monthly survey
---------	------------	-----------------------	--	----------------------------------

Wording of question

<p>Since 01/1990</p> <p>Current situation*</p> <p>We currently evaluate our inventory as</p> <p style="margin-left: 40px;">too small [1]</p> <p style="margin-left: 40px;">satisfactory (typical for the season) [2]</p> <p style="margin-left: 40px;">too large [3]</p>	<p>Further information</p> <p>* from 01/1990 to 11/2001</p> <p>Appraisal and developments in the reporting month</p> <p>01/2002 und 02/2002</p> <p>Current situation/emerging trends</p> <p>West from 01/1990 to 01/2006</p> <p>[9] = share of the stores with such answer in per cent. All answers of the stores are summed up and expressed as percentage here.</p> <p>Example:</p> <p>3.2.18) han_questpercansw41 [50]</p> <p>3.2.19) han_questpercansw42 [30]</p> <p>3.2.20) han_questpercansw43 [20]</p> <p>That means, 50% of stores answered the question with "too small", 30% of stores answered the question with "satisfactory (typical for the season)" and 20% of stores answered the question with "too large".</p>
---	--

Timespan of variable

1990	1991	1992	1993	1994	1995	1996	1997	1998	1999
WEST									
	EAST								
2000	2001	2002	2003	2004	2005	2006	2007	2008	2009
WEST									
EAST									
2010	2011	2012	2013	2014	2015	2016	2017	2018	2019
WEST									
EAST									

No.	Name of variable	Label	Survey period	Survey frequency
-----	------------------	-------	---------------	------------------

3.2.18)	han_questpercansw41	% to feedst too little	West from 01/1990 to 01/2006	Monthly survey
---------	---------------------	------------------------	------------------------------	----------------

Timespan of variable

1990	1991	1992	1993	1994	1995	1996	1997	1998	1999
WEST									
2000	2001	2002	2003	2004	2005	2006	2007	2008	2009
WEST									
2010	2011	2012	2013	2014	2015	2016	2017	2018	2019

Further information

Percentage of the stores that have evaluated their inventory as "too small"

See

3.2.17) han_feedst

No.	Name of variable	Label	Survey period	Survey frequency
-----	------------------	-------	---------------	------------------

3.2.19)	han_questpercansw42	% to feedst satisfiable	West from 01/1990 to 01/2006	Monthly survey
---------	---------------------	-------------------------	------------------------------	----------------

Timespan of variable

1990	1991	1992	1993	1994	1995	1996	1997	1998	1999
WEST									
2000	2001	2002	2003	2004	2005	2006	2007	2008	2009
WEST									
2010	2011	2012	2013	2014	2015	2016	2017	2018	2019

Further information

Percentage of the stores that have evaluated their inventory as "satisfactory (typical for the season)"

See

3.2.17) han_feedst

No.	Name of variable	Label	Survey period	Survey frequency
-----	------------------	-------	---------------	------------------

3.2.20)	han_questpercansw43	% to feedst too much	West from 01/1990 to 01/2006	Monthly survey
---------	---------------------	----------------------	------------------------------	----------------

Timespan of variable

1990	1991	1992	1993	1994	1995	1996	1997	1998	1999
WEST									
2000	2001	2002	2003	2004	2005	2006	2007	2008	2009
WEST									
2010	2011	2012	2013	2014	2015	2016	2017	2018	2019

Further information

Percentage of the stores that have evaluated their inventory as "too large"

See

3.2.17) han_feedst

No.	Name of variable	Label	Survey period	Survey frequency
-----	------------------	-------	---------------	------------------

3.2.21) **vg_stin** stock of inventories (appraisal)

West since 01/1980
East since 01/1991

Monthly survey
Monthly survey

Wording of question

<p>From 01/1991 to 11/2001</p> <p>No questionnaires from East Germany available</p>	<p>Further information</p> <p>01/2002 and 02/2002 * "current situation" is replaced by "current situation and tendencies" ** "current" added</p>
<p>From 01/1980 to 11/2011</p> <p>We currently evaluate our stock of unsold finished goods of XY as</p> <p style="padding-left: 40px;">too small [1] sufficient (typical for the season) [2] too high [3] stock holding not possible [4]</p>	
<p>Since 01/2002</p> <p>Current situation*</p> <p>We evaluate our (current**) stock of unsold finished goods of XY as</p> <p style="padding-left: 40px;">too small [1] sufficient (typical for the season) [2] too high [3] stock holding not possible [4]</p>	

Timespan of variable

1980	1981	1982	1983	1984	1985	1986	1987	1988	1989
WEST									
1990	1991	1992	1993	1994	1995	1996	1997	1998	1999
WEST									
	EAST								
2000	2001	2002	2003	2004	2005	2006	2007	2008	2009
WEST									
EAST									
2010	2011	2012	2013	2014	2015	2016	2017	2018	2019
WEST									
EAST									

No.	Name of variable	Label	Survey period	Survey frequency
-----	------------------	-------	---------------	------------------

3.2.22) **bau_equiput2** equipment utilization in %

West since 01/1991
East since 01/1991

Monthly survey
Monthly survey

Wording of question

<p>From 01/1991 to 11/2001</p> <p>The average utilization of our equipment (customary full utilization = 100%) in the reporting month was about</p> <p>all equipment*:</p> <table border="1" style="margin-left: 40px;"> <tr> <td>30</td><td>40</td><td>50</td><td>60</td><td>70</td><td>75</td><td>80</td><td>85</td><td>90</td><td>95</td><td>100</td><td>more than 100, namely</td> </tr> <tr> <td></td><td></td><td></td><td></td><td></td><td></td><td></td><td></td><td></td><td></td><td></td><td></td> </tr> </table>	30	40	50	60	70	75	80	85	90	95	100	more than 100, namely													<p>Further information</p> <p>* supplement "all equipment" only for main construction works</p>
30	40	50	60	70	75	80	85	90	95	100	more than 100, namely														
<p>Since 01/2002</p> <p>The average utilization of our machine capacities (customary full utilization = 100%) at last was about</p> <p>all equipment*:</p> <table border="1" style="margin-left: 40px;"> <tr> <td>30</td><td>40</td><td>50</td><td>60</td><td>70</td><td>75</td><td>80</td><td>85</td><td>90</td><td>95</td><td>100</td><td>more than 100, namely</td> </tr> <tr> <td></td><td></td><td></td><td></td><td></td><td></td><td></td><td></td><td></td><td></td><td></td><td></td> </tr> </table>	30	40	50	60	70	75	80	85	90	95	100	more than 100, namely													
30	40	50	60	70	75	80	85	90	95	100	more than 100, namely														

Timespan of variable

1990	1991	1992	1993	1994	1995	1996	1997	1998	1999
WEST									
	EAST								
2000	2001	2002	2003	2004	2005	2006	2007	2008	2009
WEST									
EAST									
2010	2011	2012	2013	2014	2015	2016	2017	2018	2019
WEST									
EAST									

No.	Name of variable	Label	Survey period	Survey frequency
-----	------------------	-------	---------------	------------------

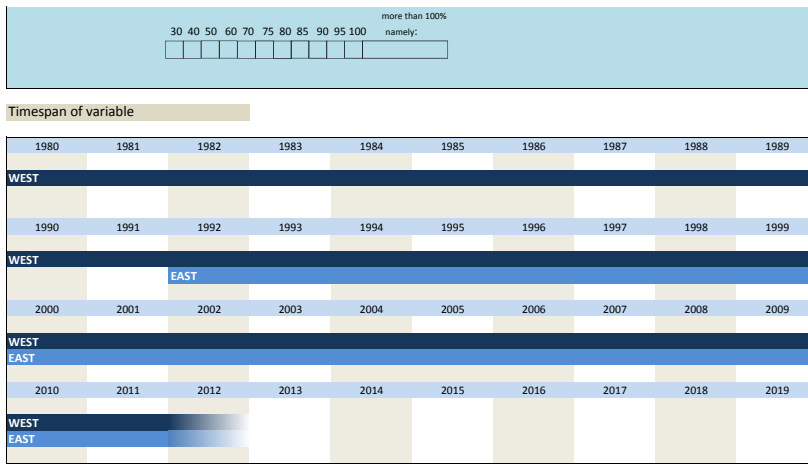
3.2.23) **vg_uticappc** capacity utilisation in %

West from 03/1980 to 09/2001
East from 07/1992 to 07/1993
East from 12/1993 to 09/2001
East and West since 01/2002

Mrc, Jun, Sep, Dec
Mrc, Jul, Oct, Dec
Mrc, Jul, Sep, Dec
Jan, Apr, Jul, Oct

Wording of question

<p>From 07/1992 to 09/2001</p> <p>No questionnaires from East Germany available</p>	<p>Further information</p> <p>*09/94, 09/95, 09/96, 09/97, 09/98, 09/99, 09/00, 09/01 the question asks for "domestic equipment"</p> <p>Code in the dataset: if more than 100%, entry by hand or, if only marked with a cross, [120]</p>
<p>Since 03/1980</p>	
<p>The utilisation of our production equipment* for producing XY (customary full utilization = 100) currently amounts to</p>	



No.	Name of variable	Label	Survey period	Survey frequency
3.2.24)	vg_uticappc2	capacity utilisation in % (end of prev. month)	West from 01/2002 to 01/2008 East from 01/2002 to 01/2008	Jan, Apr, Jul, Oct Jan, Apr, Jul, Oct

Wording of question

From 01/2002 to 01/2008

No questionnaires from East Germany available

From 01/2002 to 01/2008

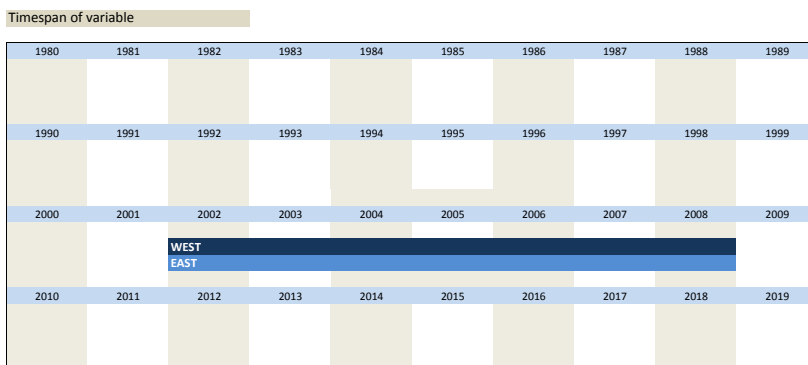
The utilisation of our production equipment* for producing XY (customary full utilization = 100) currently amounts to
In the **past month** it was up to

30 40 50 60 70 75 80 85 90 95 100 more than 100%
namely:

Further information

Remark:
Due to the harmonisation of business surveys within the EU there were several modifications with respect to questions and survey frequency in different countries. Due to these evolutions the questions on the capacity utilization would have been changed by ca. one month. Therefore, from the first quarter in 2002 the question on capacity utilization was asked twice. It referred both to the current month (uticappc) and to the past month (uticappc2).

Code in the dataset:
if more than 100%, entry by hand or, if only marked with a cross, [120]



No.	Name of variable	Label	Survey period	Survey frequency
3.2.25)	bau_constrain	constraints	West since 01/1991 East since 01/1991	Monthly survey Monthly survey

Wording of question

From 01/1991 to 11/2001

The execution of orders is currently constrained.

yes [1] no [2]

01/2002, 02/2002

The construction activities / execution of orders are currently constrained.

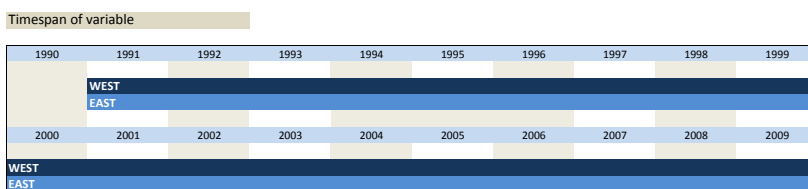
yes [1] no [2]

Since 03/2002

The construction activities / execution of orders were constrained.

yes [1] no [2]

Further information



2010	2011	2012	2013	2014	2015	2016	2017	2018	2019
WEST									
EAST									

No.	Name of variable	Label	Survey period	Survey frequency
-----	------------------	-------	---------------	------------------

3.2.26)	dl_constrbus	constraints to business activity	West since 10/2004 East since 10/2004	Jan, Apr, Jul, Oct Jan, Apr, Jul, Oct
---------	--------------	----------------------------------	--	--

Wording of question

<p>Since 10/2004</p> <p>Special question (is asked every 3 months)</p> <p>Our domestic business activities are currently constrained.</p> <p><input type="checkbox"/> [1]yes <input type="checkbox"/> [2]no</p>	Further information
--	---------------------

Timespan of variable

1990	1991	1992	1993	1994	1995	1996	1997	1998	1999
2000	2001	2002	2003	2004	2005	2006	2007	2008	2009
2010	2011	2012	2013	2014	2015	2016	2017	2018	2019
WEST									
EAST									

No.	Name of variable	Label	Survey period	Survey frequency
-----	------------------	-------	---------------	------------------

3.2.27)	han_constrain	constraints to production	West since 04/2006 East from 01/1991 to 01/2006 East since 04/2006	Jan, Apr, Jul, Oct Monthly survey Jan, Apr, Jul, Oct
---------	---------------	---------------------------	--	--

Wording of question

<p>Since 01/1991</p> <p>Our sales activities are currently constrained.</p> <p>yes [1] <input type="checkbox"/> no [2] <input type="checkbox"/></p>	Further information
--	---------------------

No data collection in May 1992

Timespan of variable

1990	1991	1992	1993	1994	1995	1996	1997	1998	1999
2000	2001	2002	2003	2004	2005	2006	2007	2008	2009
2010	2011	2012	2013	2014	2015	2016	2017	2018	2019
WEST									
EAST									

No.	Name of variable	Label	Survey period	Survey frequency
-----	------------------	-------	---------------	------------------

3.2.28)	vg_constrain	constraints to production	West since 01/1980 East from 01/1991 to 12/2000 East since 01/2001	Jan, Apr, Jul, Oct Monthly survey Jan, Apr, Jul, Oct
---------	--------------	---------------------------	--	--

Wording of question

<p>From 01/1991 to 10/2001</p> <p>No questionnaires from East Germany available</p> <p>From 01/1980 to 10/2001</p> <p>Our domestic production activities with regard to XY are currently constrained.</p> <p>yes [1] <input type="checkbox"/> no [2] <input type="checkbox"/></p> <p>Since 01/2002</p> <p>Our domestic production activities are currently constrained.</p> <p>yes [1] <input type="checkbox"/> no [2] <input type="checkbox"/></p>	Further information
---	---------------------

Timespan of variable

1980	1981	1982	1983	1984	1985	1986	1987	1988	1989
1990	1991	1992	1993	1994	1995	1996	1997	1998	1999
WEST									
WEST									

EAST									
2000	2001	2002	2003	2004	2005	2006	2007	2008	2009
WEST									
EAST									
2010	2011	2012	2013	2014	2015	2016	2017	2018	2019
WEST									
EAST									

No.	Name of variable	Label	Survey period	Survey frequency
-----	------------------	-------	---------------	------------------

3.2.29)	bau_mplack	constraints: lack of manpower	West since 01/1991 East since 01/1991	Monthly survey Monthly survey
---------	------------	-------------------------------	--	----------------------------------

Wording of question

<p>Since 01/1991</p> <p>The construction activities / execution of orders are/is currently or were/was constrained* if yes, through:</p> <p>Lack of manpower [1] <input type="text"/></p>	<p>Further information</p> <p>* for the precise wording of the question in each period see 3.2.25) bau_constraints</p>																																																																																										
<p>Timespan of variable</p> <table border="1"> <thead> <tr> <th colspan="10">WEST</th> </tr> <tr> <th colspan="10">EAST</th> </tr> </thead> <tbody> <tr> <td>1990</td><td>1991</td><td>1992</td><td>1993</td><td>1994</td><td>1995</td><td>1996</td><td>1997</td><td>1998</td><td>1999</td> </tr> <tr> <td>2000</td><td>2001</td><td>2002</td><td>2003</td><td>2004</td><td>2005</td><td>2006</td><td>2007</td><td>2008</td><td>2009</td> </tr> <tr> <th colspan="10">WEST</th> </tr> <tr> <th colspan="10">EAST</th> </tr> <tr> <td>2010</td><td>2011</td><td>2012</td><td>2013</td><td>2014</td><td>2015</td><td>2016</td><td>2017</td><td>2018</td><td>2019</td> </tr> <tr> <th colspan="10">WEST</th> </tr> <tr> <th colspan="10">EAST</th> </tr> </tbody> </table>		WEST										EAST										1990	1991	1992	1993	1994	1995	1996	1997	1998	1999	2000	2001	2002	2003	2004	2005	2006	2007	2008	2009	WEST										EAST										2010	2011	2012	2013	2014	2015	2016	2017	2018	2019	WEST										EAST									
WEST																																																																																											
EAST																																																																																											
1990	1991	1992	1993	1994	1995	1996	1997	1998	1999																																																																																		
2000	2001	2002	2003	2004	2005	2006	2007	2008	2009																																																																																		
WEST																																																																																											
EAST																																																																																											
2010	2011	2012	2013	2014	2015	2016	2017	2018	2019																																																																																		
WEST																																																																																											
EAST																																																																																											

No.	Name of variable	Label	Survey period	Survey frequency
-----	------------------	-------	---------------	------------------

3.2.30)	dl_mplack	constaints by lack of skilled labour	West since 10/2004 East since 10/2004	Jan, Apr, Jul, Oct Jan, Apr, Jul, Oct
---------	-----------	--------------------------------------	--	--

Wording of question

<p>Since 10/2004</p> <p>Special question (Is asked every 3 months)</p> <p>Our domestic business activities are currently constrained.</p> <p><input type="text"/> yes <input type="text"/> no</p> <p>if yes, by the following factors: (multiple answers possible)</p> <p><input type="text"/> [1] Lack of skilled labour</p>	<p>Further information</p>																																																																						
<p>Timespan of variable</p> <table border="1"> <thead> <tr> <th colspan="10">WEST</th> </tr> <tr> <th colspan="10">EAST</th> </tr> </thead> <tbody> <tr> <td>1990</td><td>1991</td><td>1992</td><td>1993</td><td>1994</td><td>1995</td><td>1996</td><td>1997</td><td>1998</td><td>1999</td> </tr> <tr> <td>2000</td><td>2001</td><td>2002</td><td>2003</td><td>2004</td><td>2005</td><td>2006</td><td>2007</td><td>2008</td><td>2009</td> </tr> <tr> <td>2010</td><td>2011</td><td>2012</td><td>2013</td><td>2014</td><td>2015</td><td>2016</td><td>2017</td><td>2018</td><td>2019</td> </tr> <tr> <th colspan="10">WEST</th> </tr> <tr> <th colspan="10">EAST</th> </tr> </tbody> </table>		WEST										EAST										1990	1991	1992	1993	1994	1995	1996	1997	1998	1999	2000	2001	2002	2003	2004	2005	2006	2007	2008	2009	2010	2011	2012	2013	2014	2015	2016	2017	2018	2019	WEST										EAST									
WEST																																																																							
EAST																																																																							
1990	1991	1992	1993	1994	1995	1996	1997	1998	1999																																																														
2000	2001	2002	2003	2004	2005	2006	2007	2008	2009																																																														
2010	2011	2012	2013	2014	2015	2016	2017	2018	2019																																																														
WEST																																																																							
EAST																																																																							

No.	Name of variable	Label	Survey period	Survey frequency
-----	------------------	-------	---------------	------------------

3.2.31)	han_mplack	lack of manpower	West since 04/2006 East from 01/1991 to 01/2006 East since 04/2006	Jan, Apr, Jul, Oct Monthly survey Jan, Apr, Jul, Oct
---------	------------	------------------	--	--

Wording of question

<p>From 01/1991 to 01/2006</p> <p>Our sales activities are currently constrained.</p> <p>if yes, through</p> <p>Lack of qualified skilled labour [1] <input type="text"/></p>	<p>Further information</p> <p>No data collection in May 1992</p>																																																																						
<p>Since 04/2006</p> <p>Our sales activities are currently constrained.</p> <p>if yes, through</p> <p>Lack of skilled labour [1] <input type="text"/></p>																																																																							
<p>Timespan of variable</p> <table border="1"> <thead> <tr> <th colspan="10">WEST</th> </tr> <tr> <th colspan="10">EAST</th> </tr> </thead> <tbody> <tr> <td>1990</td><td>1991</td><td>1992</td><td>1993</td><td>1994</td><td>1995</td><td>1996</td><td>1997</td><td>1998</td><td>1999</td> </tr> <tr> <td>2000</td><td>2001</td><td>2002</td><td>2003</td><td>2004</td><td>2005</td><td>2006</td><td>2007</td><td>2008</td><td>2009</td> </tr> <tr> <td>2010</td><td>2011</td><td>2012</td><td>2013</td><td>2014</td><td>2015</td><td>2016</td><td>2017</td><td>2018</td><td>2019</td> </tr> <tr> <th colspan="10">WEST</th> </tr> <tr> <th colspan="10">EAST</th> </tr> </tbody> </table>		WEST										EAST										1990	1991	1992	1993	1994	1995	1996	1997	1998	1999	2000	2001	2002	2003	2004	2005	2006	2007	2008	2009	2010	2011	2012	2013	2014	2015	2016	2017	2018	2019	WEST										EAST									
WEST																																																																							
EAST																																																																							
1990	1991	1992	1993	1994	1995	1996	1997	1998	1999																																																														
2000	2001	2002	2003	2004	2005	2006	2007	2008	2009																																																														
2010	2011	2012	2013	2014	2015	2016	2017	2018	2019																																																														
WEST																																																																							
EAST																																																																							

1990	1991	1992	1993	1994	1995	1996	1997	1998	1999
EAST									
2000	2001	2002	2003	2004	2005	2006	2007	2008	2009
WEST									
EAST									
2010	2011	2012	2013	2014	2015	2016	2017	2018	2019
WEST									
EAST									

No.	Name of variable	Label	Survey period	Survey frequency
3.2.32)	vg_mplack	lack of manpower	West from 01/1980 to 10/2001 East from 01/1991 to 12/2000 East from 01/2001 to 10/2001	Jan, Apr, Jul, Oct Monthly survey Jan, Apr, Jul, Oct

Wording of question

From 01/1991 to 10/2001	Further information
No questionnaires from East Germany available	
From 01/1980 to 10/1995	
Our domestic production activities with regard to XY are currently constrained. If yes, by the following factors:	
lack of manpower [1] <input type="text"/>	
From 01/1996 to 10/2001	
Our domestic production activities with regard to XY are currently constrained. If yes, by the following factors:	
lack of skilled labour [1] <input type="text"/>	

Timespan of variable

1980	1981	1982	1983	1984	1985	1986	1987	1988	1989
WEST									
1990	1991	1992	1993	1994	1995	1996	1997	1998	1999
WEST									
EAST									
2000	2001	2002	2003	2004	2005	2006	2007	2008	2009
WEST									
EAST									
2010	2011	2012	2013	2014	2015	2016	2017	2018	2019

No.	Name of variable	Label	Survey period	Survey frequency
3.2.33)	bau_finan	constraints: financing	West since 01/1991 East since 01/1991	Monthly survey Monthly survey

Wording of question

Since 01/1991	Further information
The construction activities / execution of orders are/is currently or were/was constrained* if yes, through:	* for the precise wording of the question in each period see 3.2.25) bau_constraints
insufficient financing [1] <input type="text"/>	

Timespan of variable

1990	1991	1992	1993	1994	1995	1996	1997	1998	1999
WEST									
EAST									
2000	2001	2002	2003	2004	2005	2006	2007	2008	2009
WEST									
EAST									
2010	2011	2012	2013	2014	2015	2016	2017	2018	2019
WEST									
EAST									

No.	Name of variable	Label	Survey period	Survey frequency
3.2.34)	dl_finan	constaints by problems of financing	West since 10/2004 East since 10/2004	Jan, Apr, Jul, Oct Jan, Apr, Jul, Oct

Wording of question

Since 10/2004	Further information
Special question (Is asked every 3 months)	

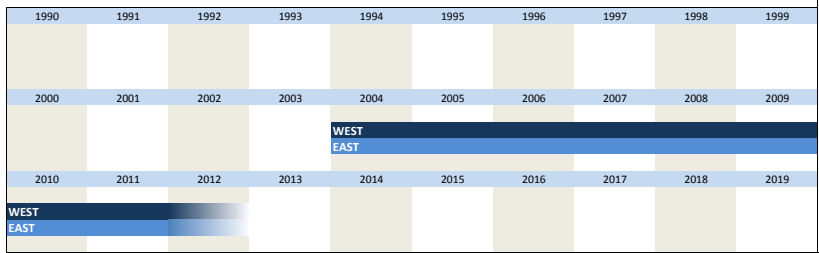
Our domestic business activities are currently constrained.

yes no

if yes, by the following factors:
(multiple answers possible)

[1] shortages of financing

Timespan of variable



No.	Name of variable	Label	Survey period	Survey frequency
3.2.35)	han_diffin	difficulties in financing	West since 04/2006 East from 01/1991 to 01/2006 East since 04/2006	Jan, Apr, Jul, Oct Monthly survey Jan, Apr, Jul, Oct

Wording of question

Since 01/1991

Our sales activities are currently constrained.

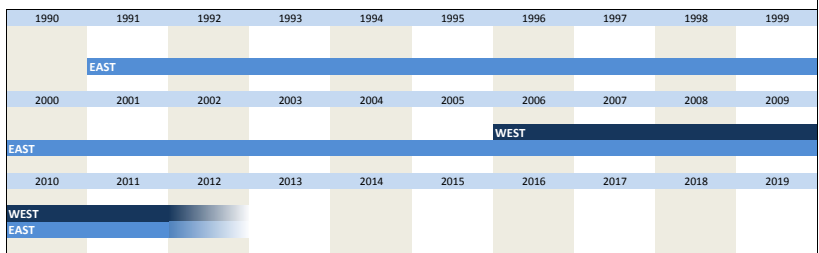
If yes, through

difficulties in financing [1]

Further information

No data collection in May 1992

Timespan of variable



No.	Name of variable	Label	Survey period	Survey frequency
3.2.36)	vg_diffin	difficulties of financing	East from 01/1991 to 12/2000 East and West since 01/2002	Monthly survey Jan, Apr, Jul, Oct

Wording of question

From 01/1991 to 10/2000

No questionnaires from East Germany available

Since 01/2002

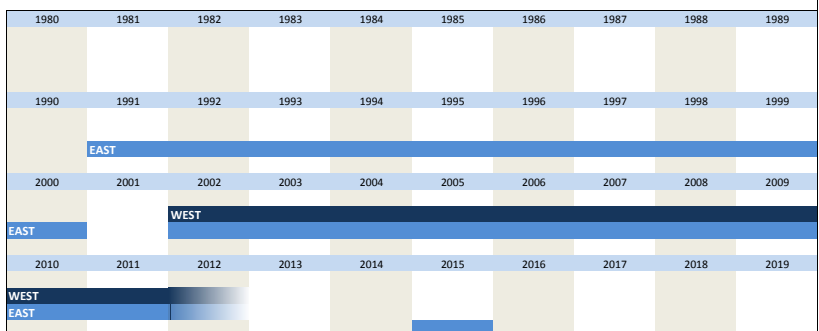
Our domestic production activities are currently constrained.

If yes, by the following factors:

difficulties in financing [1]

Further information

Timespan of variable



No.	Name of variable	Label	Survey period	Survey frequency
3.2.37)	bau_ordlack	lack of orders	West since 01/1996 East since 01/1996	Monthly survey Monthly survey

Wording of question

<p>Since 01/1996</p> <p>The construction activities / execution of orders are/is currently or were/was constrained* if yes, through:</p> <p style="text-align: center;">lack of orders [1] <input type="text"/></p>	<p>Further information</p> <p>* for the precise wording of the question in each period see 3.2.25) bau_constraints</p>
<p>Timespan of variable</p>	

No.	Name of variable	Label	Survey period	Survey frequency
3.2.38)	dl_lackdem	constraints by lack of demand	West since 10/2004 East since 10/2004	Jan, Apr, Jul, Oct Jan, Apr, Jul, Oct

Wording of question

<p>Since 10/2004</p> <p>Special question (is asked every 3 months)</p> <p>Our domestic business activities are currently constrained.</p> <p style="text-align: center;"> <input type="checkbox"/> yes <input type="checkbox"/> no </p> <p>if yes, by the following factors: (multiple answers possible)</p> <p style="text-align: center;"><input type="checkbox"/> [1] too few orders, lack of demand</p>	<p>Further information</p>
<p>Timespan of variable</p>	

No.	Name of variable	Label	Survey period	Survey frequency
3.2.39)	han_weakdem	weak demand	West since 04/2006 East since 04/2006	Jan, Apr, Jul, Oct Jan, Apr, Jul, Oct

Wording of question

<p>Since 01/1991</p> <p>Our sales activities are currently constrained.</p> <p>if yes, through</p> <p style="text-align: center;">weak demand [1] <input type="text"/></p>	<p>Further information</p> <p>No data collection in May 1992</p>
<p>Timespan of variable</p>	

No.	Name of variable	Label	Survey period	Survey frequency
3.2.40)	vg_ordlack	lack of orders	West since 01/1980 East from 01/1991 to 12/2000 East since 01/2001	Jan, Apr, Jul, Oct Monthly survey Jan, Apr, Jul, Oct

Wording of question

<p>From 01/1991 to 10/2001</p> <p>No questionnaires from East Germany available</p>	<p>Further information</p> <p>Following information is taken from the previous variable list</p>
---	--

From 01/1980 to 10/2001

Our domestic **production activities** with regard to XY are currently constrained.
If yes, by the following factors:

too few orders* [1]

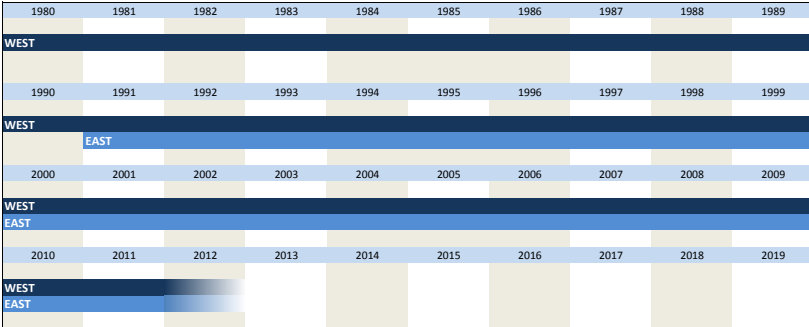
Since 01/2002

Our domestic **production activities** are currently constrained.
If yes, by the following factors:

too few orders [1]

*East from 01/1991 to 12/2000
 "too few orders" was replaced by "sales difficulties"

Timespan of variable



No.	Name of variable	Label	Survey period	Survey frequency
3.2.41)	dl_lackroom	constains by lack of room/business equipment	West since 10/2004 East since 10/2004	Jan, Apr, Jul, Oct Jan, Apr, Jul, Oct

Wording of question

Since 10/2004

Special question (is asked every 3 months)
 Our domestic **business activities** are currently constrained.


yes no

if yes, by the following factors:
 (multiple answers possible)

[1] lack of room / business equipment

Further information

Timespan of variable



No.	Name of variable	Label	Survey period	Survey frequency
3.2.42)	han_sclack	lack of spacial capacity	West since 04/2006 East from 01/1991 to 01/2006 East since 04/2006	Jan, Apr, Jul, Oct Monthly survey Jan, Apr, Jul, Oct

Wording of question

Since 01/1991


Our sales activities are currently constrained.
If yes, through

Lack of proper spaces / industrial real estate [1]

Further information

No data collection in May 1992

Timespan of variable



No.	Name of variable	Label	Survey period	Survey frequency																																																																																
3.2.43)	dl_lacktec	constains by lack of technical capacities	West since 10/2004 East since 10/2004	Jan, Apr, Jul, Oct Jan, Apr, Jul, Oct																																																																																
Wording of question																																																																																				
<p>Since 10/2004</p> <p>Special question (is asked every 3 months) Our domestic business activities are currently constrained.</p> <p><input type="checkbox"/> yes <input type="checkbox"/> no</p> <p>if yes, by the following factors: (multiple answers possible)</p> <p><input type="checkbox"/> [1] too little technical capacities</p>				Further information																																																																																
Timespan of variable																																																																																				
<table border="1"> <thead> <tr> <th>1990</th><th>1991</th><th>1992</th><th>1993</th><th>1994</th><th>1995</th><th>1996</th><th>1997</th><th>1998</th><th>1999</th> </tr> </thead> <tbody> <tr> <td></td><td></td><td></td><td></td><td></td><td></td><td></td><td></td><td></td><td></td> </tr> <tr> <td>2000</td><td>2001</td><td>2002</td><td>2003</td><td>2004</td><td>2005</td><td>2006</td><td>2007</td><td>2008</td><td>2009</td> </tr> <tr> <td></td><td></td><td></td><td></td><td>WEST</td><td></td><td></td><td></td><td></td><td></td> </tr> <tr> <td></td><td></td><td></td><td></td><td>EAST</td><td></td><td></td><td></td><td></td><td></td> </tr> <tr> <td>2010</td><td>2011</td><td>2012</td><td>2013</td><td>2014</td><td>2015</td><td>2016</td><td>2017</td><td>2018</td><td>2019</td> </tr> <tr> <td>WEST</td><td></td><td></td><td></td><td></td><td></td><td></td><td></td><td></td><td></td> </tr> <tr> <td>EAST</td><td></td><td></td><td></td><td></td><td></td><td></td><td></td><td></td><td></td> </tr> </tbody> </table>					1990	1991	1992	1993	1994	1995	1996	1997	1998	1999											2000	2001	2002	2003	2004	2005	2006	2007	2008	2009					WEST										EAST						2010	2011	2012	2013	2014	2015	2016	2017	2018	2019	WEST										EAST									
1990	1991	1992	1993	1994	1995	1996	1997	1998	1999																																																																											
2000	2001	2002	2003	2004	2005	2006	2007	2008	2009																																																																											
				WEST																																																																																
				EAST																																																																																
2010	2011	2012	2013	2014	2015	2016	2017	2018	2019																																																																											
WEST																																																																																				
EAST																																																																																				

No.	Name of variable	Label	Survey period	Survey frequency																																																																																										
3.2.44)	han equip	equipment	West since 04/2006 East from 01/1991 to 01/2006 East since 04/2006	Jan, Apr, Jul, Oct Monthly survey Jan, Apr, Jul, Oct																																																																																										
Wording of question																																																																																														
<p>Since 01/1991</p> <p>Our sales activities are currently constrained.</p> <p>if yes, through</p> <p>insufficient equipment, motor vehicles etc. [1] <input type="checkbox"/></p>				Further information																																																																																										
No data collection in May 1992																																																																																														
Timespan of variable																																																																																														
<table border="1"> <thead> <tr> <th>1990</th><th>1991</th><th>1992</th><th>1993</th><th>1994</th><th>1995</th><th>1996</th><th>1997</th><th>1998</th><th>1999</th> </tr> </thead> <tbody> <tr> <td></td><td></td><td></td><td></td><td></td><td></td><td></td><td></td><td></td><td></td> </tr> <tr> <td></td><td>EAST</td><td></td><td></td><td></td><td></td><td></td><td></td><td></td><td></td> </tr> <tr> <td>2000</td><td>2001</td><td>2002</td><td>2003</td><td>2004</td><td>2005</td><td>2006</td><td>2007</td><td>2008</td><td>2009</td> </tr> <tr> <td></td><td></td><td></td><td></td><td></td><td></td><td>WEST</td><td></td><td></td><td></td> </tr> <tr> <td>EAST</td><td></td><td></td><td></td><td></td><td></td><td></td><td></td><td></td><td></td> </tr> <tr> <td>2010</td><td>2011</td><td>2012</td><td>2013</td><td>2014</td><td>2015</td><td>2016</td><td>2017</td><td>2018</td><td>2019</td> </tr> <tr> <td>WEST</td><td></td><td></td><td></td><td></td><td></td><td></td><td></td><td></td><td></td> </tr> <tr> <td>EAST</td><td></td><td></td><td></td><td></td><td></td><td></td><td></td><td></td><td></td> </tr> </tbody> </table>					1990	1991	1992	1993	1994	1995	1996	1997	1998	1999												EAST									2000	2001	2002	2003	2004	2005	2006	2007	2008	2009							WEST				EAST										2010	2011	2012	2013	2014	2015	2016	2017	2018	2019	WEST										EAST									
1990	1991	1992	1993	1994	1995	1996	1997	1998	1999																																																																																					
	EAST																																																																																													
2000	2001	2002	2003	2004	2005	2006	2007	2008	2009																																																																																					
						WEST																																																																																								
EAST																																																																																														
2010	2011	2012	2013	2014	2015	2016	2017	2018	2019																																																																																					
WEST																																																																																														
EAST																																																																																														

No.	Name of variable	Label	Survey period	Survey frequency																				
3.2.45)	vg_techcap	technical capacity	West since 01/1980 East from 01/1991 to 12/2000 East since 01/2001	Jan, Apr, Jul, Oct Monthly survey Jan, Apr, Jul, Oct																				
Wording of question																								
<p>From 01/1991 to 10/2001</p> <p>No questionnaires from East Germany available</p> <p>From 01/1980 to 10/2001</p> <p>Our domestic production activities with regard to XY are currently constrained.</p> <p>if yes, by the following factors:</p> <p>insufficient technical capacities* [1] <input type="checkbox"/></p> <p>Since 01/2002</p> <p>Our domestic production activities are currently constrained.</p> <p>if yes, by the following factors:</p> <p>insufficient technical capacities [1] <input type="checkbox"/></p>				Further information																				
Following information is taken from the previous variable list																								
*East from 01/1991 to 12/2000 "insufficient technical capacity" was replaced by "insufficient technical equipment"																								
Timespan of variable																								
<table border="1"> <thead> <tr> <th>1980</th><th>1981</th><th>1982</th><th>1983</th><th>1984</th><th>1985</th><th>1986</th><th>1987</th><th>1988</th><th>1989</th> </tr> </thead> <tbody> <tr> <td>WEST</td><td></td><td></td><td></td><td></td><td></td><td></td><td></td><td></td><td></td> </tr> </tbody> </table>					1980	1981	1982	1983	1984	1985	1986	1987	1988	1989	WEST									
1980	1981	1982	1983	1984	1985	1986	1987	1988	1989															
WEST																								

1990	1991	1992	1993	1994	1995	1996	1997	1998	1999
WEST									
EAST									
2000	2001	2002	2003	2004	2005	2006	2007	2008	2009
WEST									
EAST									
2010	2011	2012	2013	2014	2015	2016	2017	2018	2019
WEST									
EAST									

No.	Name of variable	Label	Survey period	Survey frequency
3.2.46)	bau_weathcon	constraints: weather conditions	West since 01/1991 East since 01/1991	Monthly survey Monthly survey

Wording of question

<p>Since 01/1991</p> <p>The construction activities / execution of orders are/is currently or were/was constrained* if yes, through:</p> <p style="text-align: center;">unfavourable weather conditions [1] <input type="text"/></p>	<p>Further information</p> <p>* for the precise wording of the question in each period see 3.2.25) bau_constraints</p>																																																																																										
<p>Timespan of variable</p> <table border="1"> <tr><td>1990</td><td>1991</td><td>1992</td><td>1993</td><td>1994</td><td>1995</td><td>1996</td><td>1997</td><td>1998</td><td>1999</td></tr> <tr><td colspan="10">WEST</td></tr> <tr><td colspan="10">EAST</td></tr> <tr><td>2000</td><td>2001</td><td>2002</td><td>2003</td><td>2004</td><td>2005</td><td>2006</td><td>2007</td><td>2008</td><td>2009</td></tr> <tr><td colspan="10">WEST</td></tr> <tr><td colspan="10">EAST</td></tr> <tr><td>2010</td><td>2011</td><td>2012</td><td>2013</td><td>2014</td><td>2015</td><td>2016</td><td>2017</td><td>2018</td><td>2019</td></tr> <tr><td colspan="10">WEST</td></tr> <tr><td colspan="10">EAST</td></tr> </table>		1990	1991	1992	1993	1994	1995	1996	1997	1998	1999	WEST										EAST										2000	2001	2002	2003	2004	2005	2006	2007	2008	2009	WEST										EAST										2010	2011	2012	2013	2014	2015	2016	2017	2018	2019	WEST										EAST									
1990	1991	1992	1993	1994	1995	1996	1997	1998	1999																																																																																		
WEST																																																																																											
EAST																																																																																											
2000	2001	2002	2003	2004	2005	2006	2007	2008	2009																																																																																		
WEST																																																																																											
EAST																																																																																											
2010	2011	2012	2013	2014	2015	2016	2017	2018	2019																																																																																		
WEST																																																																																											
EAST																																																																																											

No.	Name of variable	Label	Survey period	Survey frequency
3.2.47)	dl_weather	constains by weather conditions	West since 10/2004 East since 10/2004	Jan, Apr, Jul, Oct Jan, Apr, Jul, Oct

Wording of question

<p>Since 10/2004</p> <p>Special question (is asked every 3 months)</p> <p>Our domestic business activities are currently constrained.</p> <p style="text-align: center;"><input type="checkbox"/> yes <input type="checkbox"/> no</p> <p>if yes, by the following factors: (multiple answers possible)</p> <p style="text-align: center;"><input type="text"/> [1] unfavourable weather conditions</p>	<p>Further information</p>																																																																																										
<p>Timespan of variable</p> <table border="1"> <tr><td>1990</td><td>1991</td><td>1992</td><td>1993</td><td>1994</td><td>1995</td><td>1996</td><td>1997</td><td>1998</td><td>1999</td></tr> <tr><td colspan="10">WEST</td></tr> <tr><td colspan="10">EAST</td></tr> <tr><td>2000</td><td>2001</td><td>2002</td><td>2003</td><td>2004</td><td>2005</td><td>2006</td><td>2007</td><td>2008</td><td>2009</td></tr> <tr><td colspan="10">WEST</td></tr> <tr><td colspan="10">EAST</td></tr> <tr><td>2010</td><td>2011</td><td>2012</td><td>2013</td><td>2014</td><td>2015</td><td>2016</td><td>2017</td><td>2018</td><td>2019</td></tr> <tr><td colspan="10">WEST</td></tr> <tr><td colspan="10">EAST</td></tr> </table>		1990	1991	1992	1993	1994	1995	1996	1997	1998	1999	WEST										EAST										2000	2001	2002	2003	2004	2005	2006	2007	2008	2009	WEST										EAST										2010	2011	2012	2013	2014	2015	2016	2017	2018	2019	WEST										EAST									
1990	1991	1992	1993	1994	1995	1996	1997	1998	1999																																																																																		
WEST																																																																																											
EAST																																																																																											
2000	2001	2002	2003	2004	2005	2006	2007	2008	2009																																																																																		
WEST																																																																																											
EAST																																																																																											
2010	2011	2012	2013	2014	2015	2016	2017	2018	2019																																																																																		
WEST																																																																																											
EAST																																																																																											

No.	Name of variable	Label	Survey period	Survey frequency
3.2.48)	han_weather	unfavourable weather	West since 04/2006 East from 01/1991 to 01/2006 East since 04/2006	Jan, Apr, Jul, Oct Monthly survey Jan, Apr, Jul, Oct

Wording of question

<p>Since 02/1994</p> <p>Our sales activities are currently constrained. if yes, through</p> <p style="text-align: center;">unfavourable weather conditions [1] <input type="text"/></p>	<p>Further information</p> <p>No data collection in May 1992</p>																				
<p>Timespan of variable</p> <table border="1"> <tr><td>1990</td><td>1991</td><td>1992</td><td>1993</td><td>1994</td><td>1995</td><td>1996</td><td>1997</td><td>1998</td><td>1999</td></tr> <tr><td colspan="10">EAST</td></tr> </table>		1990	1991	1992	1993	1994	1995	1996	1997	1998	1999	EAST									
1990	1991	1992	1993	1994	1995	1996	1997	1998	1999												
EAST																					

2000	2001	2002	2003	2004	2005	2006	2007	2008	2009
						WEST			
EAST									
2010	2011	2012	2013	2014	2015	2016	2017	2018	2019
WEST									
EAST									

No.	Name of variable	Label	Survey period	Survey frequency
3.2.49)	vg_weather	weather conditions	East from 02/1994 to 06/2000	Monthly survey

Wording of question

<p>From 02/1994 to 06/2000</p> <p>No questionnaires from East Germany available</p> <p>From 02/1994 to 06/2000*</p> <p>Our domestic production activities with regard to XY are currently constrained. If yes, by the following factors:</p> <p>unfavourable weather conditions [1] <input type="text"/></p>	<p>Further information</p> <p>* The wording is taken from the previous variable list. Furthermore the variable does not contain any values from 01/1999 on.</p>
--	---

Timespan of variable

1980	1981	1982	1983	1984	1985	1986	1987	1988	1989
1990	1991	1992	1993	1994	1995	1996	1997	1998	1999
				EAST					
2000	2001	2002	2003	2004	2005	2006	2007	2008	2009
EAST									
2010	2011	2012	2013	2014	2015	2016	2017	2018	2019

No.	Name of variable	Label	Survey period	Survey frequency
3.2.50)	bau_othrea	constraints: other reasons	West since 01/1991 East since 01/1991	Monthly survey Monthly survey

Wording of question

<p>Since 01/1991</p> <p>The construction activities / execution of orders are/is currently or were/was constrained* if yes, through:</p> <p>other reasons, namely** <input type="text"/></p>	<p>Further information</p> <p>* for the precise wording of the question in each period see 3.2.25) bau_constraints</p> <p>** "namely" added since 01/2002</p>
--	---

Timespan of variable

1990	1991	1992	1993	1994	1995	1996	1997	1998	1999
	WEST								
	EAST								
2000	2001	2002	2003	2004	2005	2006	2007	2008	2009
WEST									
EAST									
2010	2011	2012	2013	2014	2015	2016	2017	2018	2019
WEST									
EAST									

No.	Name of variable	Label	Survey period	Survey frequency
3.2.51)	dl_othrea	constaints by other reasons	West since 10/2004 East since 10/2004	Jan, Apr, Jul, Oct Jan, Apr, Jul, Oct

Wording of question

<p>Since 10/2004</p> <p>Special question (is asked every 3 months)</p> <p>Our domestic business activities are currently constrained.</p> <p><input type="text"/> yes <input type="text"/> no</p> <p>if yes, by the following factors: (multiple answers possible)</p> <p><input type="text"/> [1] other reasons <input type="text"/></p>	<p>Further information</p>
---	----------------------------

Timespan of variable

1990	1991	1992	1993	1994	1995	1996	1997	1998	1999
2000	2001	2002	2003	2004	2005	2006	2007	2008	2009
				WEST					
				EAST					
2010	2011	2012	2013	2014	2015	2016	2017	2018	2019
WEST									
EAST									

No.	Name of variable	Label	Survey period	Survey frequency
3.2.52)	han_othrea	other reasons	West since 04/2006 East from 01/1991 to 01/2006 East since 04/2006	Jan, Apr, Jul, Oct Monthly survey Jan, Apr, Jul, Oct

Wording of question

<p>Since 01/1991</p> <p>Our sales activities are currently constrained. If yes, through</p> <p>other reasons, namely [1] <input type="text"/></p>	<p>Further information</p> <p>No data collection in May 1992</p>																																																																																
<p>Timespan of variable</p> <table border="1"> <tr><td>1990</td><td>1991</td><td>1992</td><td>1993</td><td>1994</td><td>1995</td><td>1996</td><td>1997</td><td>1998</td><td>1999</td></tr> <tr><td colspan="4"></td><td>EAST</td><td colspan="5"></td></tr> <tr><td>2000</td><td>2001</td><td>2002</td><td>2003</td><td>2004</td><td>2005</td><td>2006</td><td>2007</td><td>2008</td><td>2009</td></tr> <tr><td colspan="6"></td><td>WEST</td><td colspan="3"></td></tr> <tr><td colspan="10">EAST</td></tr> <tr><td>2010</td><td>2011</td><td>2012</td><td>2013</td><td>2014</td><td>2015</td><td>2016</td><td>2017</td><td>2018</td><td>2019</td></tr> <tr><td colspan="2">WEST</td><td colspan="8"></td></tr> <tr><td colspan="2">EAST</td><td colspan="8"></td></tr> </table>		1990	1991	1992	1993	1994	1995	1996	1997	1998	1999					EAST						2000	2001	2002	2003	2004	2005	2006	2007	2008	2009							WEST				EAST										2010	2011	2012	2013	2014	2015	2016	2017	2018	2019	WEST										EAST									
1990	1991	1992	1993	1994	1995	1996	1997	1998	1999																																																																								
				EAST																																																																													
2000	2001	2002	2003	2004	2005	2006	2007	2008	2009																																																																								
						WEST																																																																											
EAST																																																																																	
2010	2011	2012	2013	2014	2015	2016	2017	2018	2019																																																																								
WEST																																																																																	
EAST																																																																																	

No.	Name of variable	Label	Survey period	Survey frequency
3.2.53)	vg_othrea	other reasons	West since 01/1996 East from 01/1991 to 12/2000 East since 01/2001	Jan, Apr, Jul, Oct Monthly survey Jan, Apr, Jul, Oct

Wording of question

<p>From 01/1991 to 10/2001</p> <p>No questionnaires from East Germany available</p> <p>From 01/1996 to 10/2001</p> <p>Our domestic production activities with regard to XY are currently constrained. If yes, by the following factors:</p> <p>other factors [1] <input type="text"/></p> <p>Since 01/2002</p> <p>Our domestic production activities are currently constrained. If yes, by the following factors:</p> <p>other factors [1] <input type="text"/></p>	<p>Further information</p>																																																																																																														
<p>Timespan of variable</p> <table border="1"> <tr><td>1980</td><td>1981</td><td>1982</td><td>1983</td><td>1984</td><td>1985</td><td>1986</td><td>1987</td><td>1988</td><td>1989</td></tr> <tr><td colspan="10"></td></tr> <tr><td>1990</td><td>1991</td><td>1992</td><td>1993</td><td>1994</td><td>1995</td><td>1996</td><td>1997</td><td>1998</td><td>1999</td></tr> <tr><td colspan="6"></td><td>WEST</td><td colspan="3"></td></tr> <tr><td colspan="10">EAST</td></tr> <tr><td>2000</td><td>2001</td><td>2002</td><td>2003</td><td>2004</td><td>2005</td><td>2006</td><td>2007</td><td>2008</td><td>2009</td></tr> <tr><td colspan="10">WEST</td></tr> <tr><td colspan="10">EAST</td></tr> <tr><td>2010</td><td>2011</td><td>2012</td><td>2013</td><td>2014</td><td>2015</td><td>2016</td><td>2017</td><td>2018</td><td>2019</td></tr> <tr><td colspan="2">WEST</td><td colspan="8"></td></tr> <tr><td colspan="2">EAST</td><td colspan="8"></td></tr> </table>		1980	1981	1982	1983	1984	1985	1986	1987	1988	1989											1990	1991	1992	1993	1994	1995	1996	1997	1998	1999							WEST				EAST										2000	2001	2002	2003	2004	2005	2006	2007	2008	2009	WEST										EAST										2010	2011	2012	2013	2014	2015	2016	2017	2018	2019	WEST										EAST									
1980	1981	1982	1983	1984	1985	1986	1987	1988	1989																																																																																																						
1990	1991	1992	1993	1994	1995	1996	1997	1998	1999																																																																																																						
						WEST																																																																																																									
EAST																																																																																																															
2000	2001	2002	2003	2004	2005	2006	2007	2008	2009																																																																																																						
WEST																																																																																																															
EAST																																																																																																															
2010	2011	2012	2013	2014	2015	2016	2017	2018	2019																																																																																																						
WEST																																																																																																															
EAST																																																																																																															

No.	Name of variable	Label	Survey period	Survey frequency
3.2.54)	bau_matlack	constraints: lack of material	West since 01/1991 East since 01/1991	Monthly survey Monthly survey

Wording of question

<p>Since 01/1991</p> <p>The construction activities / execution of orders are/is currently or were/was constrained* if yes, through:</p> <p style="text-align: center;">Lack of material [1] <input type="text"/></p>	<p>Further information</p> <p>* for the precise wording of the question in each period see 3.2.25) bau_constraints</p>																																																																																										
<p>Timespan of variable</p> <table border="1"> <tr><td>1990</td><td>1991</td><td>1992</td><td>1993</td><td>1994</td><td>1995</td><td>1996</td><td>1997</td><td>1998</td><td>1999</td></tr> <tr><td colspan="10" style="background-color: #e0f2f7;">WEST</td></tr> <tr><td colspan="10" style="background-color: #e0f2f7;">EAST</td></tr> <tr><td>2000</td><td>2001</td><td>2002</td><td>2003</td><td>2004</td><td>2005</td><td>2006</td><td>2007</td><td>2008</td><td>2009</td></tr> <tr><td colspan="10" style="background-color: #e0f2f7;">WEST</td></tr> <tr><td colspan="10" style="background-color: #e0f2f7;">EAST</td></tr> <tr><td>2010</td><td>2011</td><td>2012</td><td>2013</td><td>2014</td><td>2015</td><td>2016</td><td>2017</td><td>2018</td><td>2019</td></tr> <tr><td colspan="10" style="background-color: #e0f2f7;">WEST</td></tr> <tr><td colspan="10" style="background-color: #e0f2f7;">EAST</td></tr> </table>		1990	1991	1992	1993	1994	1995	1996	1997	1998	1999	WEST										EAST										2000	2001	2002	2003	2004	2005	2006	2007	2008	2009	WEST										EAST										2010	2011	2012	2013	2014	2015	2016	2017	2018	2019	WEST										EAST									
1990	1991	1992	1993	1994	1995	1996	1997	1998	1999																																																																																		
WEST																																																																																											
EAST																																																																																											
2000	2001	2002	2003	2004	2005	2006	2007	2008	2009																																																																																		
WEST																																																																																											
EAST																																																																																											
2010	2011	2012	2013	2014	2015	2016	2017	2018	2019																																																																																		
WEST																																																																																											
EAST																																																																																											

No.	Name of variable	Label	Survey period	Survey frequency
3.2.55)	han_diffsup	difficulties of supply	East from 01/1991 to 01/2006	Monthly survey

Wording of question

<p>Since 01/1991</p> <p>Our sales activities are currently constrained. if yes, through</p> <p style="text-align: center;">difficulties in supply, namely [1] <input type="text"/></p>	<p>Further information</p> <p>No data collection in May 1992</p>																																																		
<p>Timespan of variable</p> <table border="1"> <tr><td>1990</td><td>1991</td><td>1992</td><td>1993</td><td>1994</td><td>1995</td><td>1996</td><td>1997</td><td>1998</td><td>1999</td></tr> <tr><td colspan="10" style="background-color: #e0f2f7;">EAST</td></tr> <tr><td>2000</td><td>2001</td><td>2002</td><td>2003</td><td>2004</td><td>2005</td><td>2006</td><td>2007</td><td>2008</td><td>2009</td></tr> <tr><td colspan="10" style="background-color: #e0f2f7;">EAST</td></tr> <tr><td>2010</td><td>2011</td><td>2012</td><td>2013</td><td>2014</td><td>2015</td><td>2016</td><td>2017</td><td>2018</td><td>2019</td></tr> </table>		1990	1991	1992	1993	1994	1995	1996	1997	1998	1999	EAST										2000	2001	2002	2003	2004	2005	2006	2007	2008	2009	EAST										2010	2011	2012	2013	2014	2015	2016	2017	2018	2019
1990	1991	1992	1993	1994	1995	1996	1997	1998	1999																																										
EAST																																																			
2000	2001	2002	2003	2004	2005	2006	2007	2008	2009																																										
EAST																																																			
2010	2011	2012	2013	2014	2015	2016	2017	2018	2019																																										

No.	Name of variable	Label	Survey period	Survey frequency
3.2.56)	vg_matlack	lack of material	West since 01/1980 East since 01/2001	Jan, Apr, Jul, Oct Jan, Apr, Jul, Oct

Wording of question

<p>From 01/1991 to 10/2001</p> <p>No questionnaires from East Germany available</p> <p>From 01/1980 to 10/2001</p> <p>Our domestic production activities with regard to XY are currently constrained. if yes, by the following factors:</p> <p style="text-align: center;">Lack of raw resp. primary materials [1] <input type="text"/></p> <p>Since 01/2002</p> <p>Our domestic production activities are currently constrained. if yes, by the following factors:</p> <p style="text-align: center;">Lack of raw resp. primary materials [1] <input type="text"/></p>	<p>Further information</p>																																																																																																				
<p>Timespan of variable</p> <table border="1"> <tr><td>1980</td><td>1981</td><td>1982</td><td>1983</td><td>1984</td><td>1985</td><td>1986</td><td>1987</td><td>1988</td><td>1989</td></tr> <tr><td colspan="10" style="background-color: #e0f2f7;">WEST</td></tr> <tr><td>1990</td><td>1991</td><td>1992</td><td>1993</td><td>1994</td><td>1995</td><td>1996</td><td>1997</td><td>1998</td><td>1999</td></tr> <tr><td colspan="10" style="background-color: #e0f2f7;">WEST</td></tr> <tr><td>2000</td><td>2001</td><td>2002</td><td>2003</td><td>2004</td><td>2005</td><td>2006</td><td>2007</td><td>2008</td><td>2009</td></tr> <tr><td colspan="10" style="background-color: #e0f2f7;">WEST</td></tr> <tr><td colspan="10" style="background-color: #e0f2f7;">EAST</td></tr> <tr><td>2010</td><td>2011</td><td>2012</td><td>2013</td><td>2014</td><td>2015</td><td>2016</td><td>2017</td><td>2018</td><td>2019</td></tr> <tr><td colspan="10" style="background-color: #e0f2f7;">WEST</td></tr> <tr><td colspan="10" style="background-color: #e0f2f7;">EAST</td></tr> </table>		1980	1981	1982	1983	1984	1985	1986	1987	1988	1989	WEST										1990	1991	1992	1993	1994	1995	1996	1997	1998	1999	WEST										2000	2001	2002	2003	2004	2005	2006	2007	2008	2009	WEST										EAST										2010	2011	2012	2013	2014	2015	2016	2017	2018	2019	WEST										EAST									
1980	1981	1982	1983	1984	1985	1986	1987	1988	1989																																																																																												
WEST																																																																																																					
1990	1991	1992	1993	1994	1995	1996	1997	1998	1999																																																																																												
WEST																																																																																																					
2000	2001	2002	2003	2004	2005	2006	2007	2008	2009																																																																																												
WEST																																																																																																					
EAST																																																																																																					
2010	2011	2012	2013	2014	2015	2016	2017	2018	2019																																																																																												
WEST																																																																																																					
EAST																																																																																																					

No.	Name of variable	Label	Survey period	Survey frequency
3.2.57)	bau_emp	employees	East from 12/1995 to 04/2001	Monthly survey
Wording of question				
<p>From 12/1995 to 04/2001</p> <p>Employees In 19/20WW* the total number of our employees was on average _____</p>			<p>Further information</p> <p>* "19WW" refers to the current year</p> <p>Example: If the question was asked in December 1998, "19WW" meant "1998".</p>	
Timespan of variable				

No.	Name of variable	Label	Survey period	Survey frequency
3.2.58)	bau_empl	employees all together	West since 12/2002 East from 12/2002	Annual survey, December** Annual survey, December**
Wording of question				
<p>Since 12/2002</p> <p>Employees In 20WW* the total number of our employees was on average _____</p>			<p>Further information</p> <p>* "20WW" refers to the current year</p> <p>Example: If the question was asked in December 2003, "20WW" meant "2003".</p> <p>** the data is collected annually in December, but appears in data set monthly since 06/2009. The data then refers to the last December available.</p>	
Timespan of variable				

No.	Name of variable	Label	Survey period	Survey frequency
3.2.59)	dl_employlast	employees last 2-3 months	West since 10/2004 East since 10/2004	Monthly survey Monthly survey
Wording of question				
<p>Since 10/2004</p> <p>Information about your own business (Inland) Current situation (appraisal and developments)</p> <p>During the last (2-3) months the number of our employees has</p> <p><input type="checkbox"/> [1] increased <input type="checkbox"/> [2] not changed <input type="checkbox"/> [3] decreased</p>			<p>Further information</p>	
Timespan of variable				

No.	Name of variable	Label	Survey period	Survey frequency
3.2.60)	han_empl	employees	West from 10/2001 to 10/2005 West since 02/2006 East from 10/2000 to 10/2005 East since 02/2006	Annual survey, Oct Annual survey, Nov** Annual survey, Oct* Annual survey, Nov**
Wording of question				
				Further information

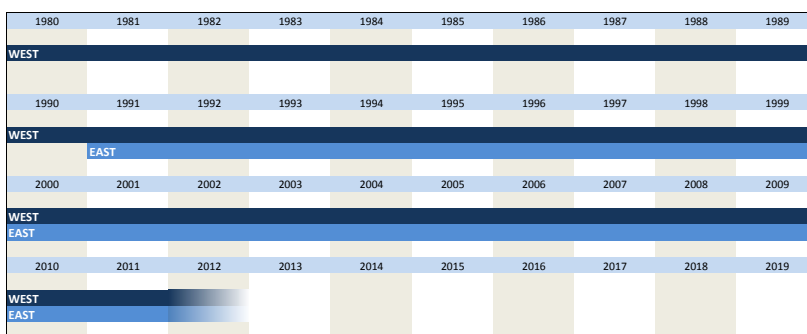
<p>Since 10/2000</p> <p>The number of employees (incl. assisting family members, trainees and temporary employees)**:</p> <p>In our company we employ ca. persons.</p>	<p>*East 2001: Monthly survey</p> <p>**Since 02/2006</p> <p>The data is collected annually, but appears monthly in each data set. Every month the annually collected data is manually added to the data set. The data from the recent survey is usually added 2-3 months after the survey's completion.</p> <p>Example: For November and December 2007 the variable empl contains the data that was collected in November 2006. Since January 2008 the variable empl contains the data that was collected in November 2007.</p> <p>***East from 07/1998 to 01/2006 state at the end of the reporting month</p>
<p>Timespan of variable</p>	

No.	Name of variable	Label	Survey period	Survey frequency
3.2.61)	vg_empro2	employees in production	West from 09/1980 to 10/2001 East from 01/1991 to 06/2001 East and West since 11/2001	Annual survey* Monthly survey Annual survey**

Wording of question

<p>From 01/1991 to 11/2001</p> <p>No questionnaires from East Germany available</p> <p>09/1980</p> <p>Number of employees (white- and blue-collar, as of September 1980) in the production of XY</p> <p>ca. persons</p> <p>From 10/1981 to 10/1997</p> <p>Number of employees</p> <p>As of: end of [month] [year]***</p> <p>In our company (domestic enterprises only) we employ [...] persons</p> <p>Thereof [...] persons fall upon XY. persons</p> <p>10/1998</p> <p>Number of employees</p> <p>In our company (domestic enterprises only) we employ [...] persons</p> <p>Thereof [...] persons fall upon XY. persons</p> <p>Since 10/1999</p> <p>Number of employees</p> <p>In our company (domestic enterprises only) we employ [...] persons</p> <p>Thereof [...] persons fall upon XY. persons</p> <p>(optionally estimates according to the share of sales)</p>	<p>Further information</p> <p>* Annual survey 1980: data collection in September 1981 - 2000: data collection in October 1994: no data collection ** annual data collection in November</p> <p>Remark West: The data is collected annually but appears monthly in each data set. Every month the annually collected data is manually added to the data set. The recent data is usually added after 2-3 months from being collected.</p> <p>Example: For November and December 2007 the variable empro2 contains data that was collected in November 2001. From January 2003 the variable empro2 contains data that was collected in November 2002.</p> <p>***West from 10/1995 to 10/1997 Month and year of the previous reporting period Example 10/1995: "As of end of September 1995" East from 01/1991 to 06/2000 "As of end of the reporting month"</p>
---	---

Timespan of variable

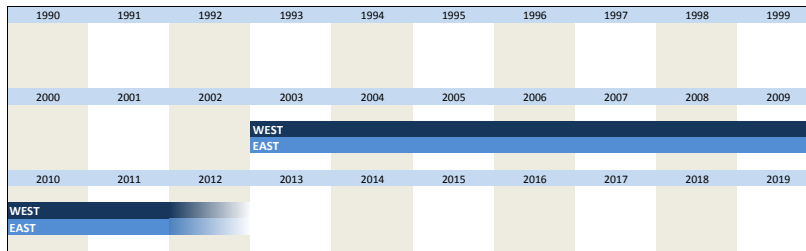


No.	Name of variable	Label	Survey period	Survey frequency
3.2.62)	bau_credit	credit allocation	East and West from 08/2003 to 08/2004 East and West from 03/2005 to 08/2008 East and West since 11/2008	Annual survey, August March, August Monthly survey

Wording of question

<p>Since 08/2003</p> <p>How do you evaluate the current willingness of banks to grant loans to businesses?</p> <p>cooperative [1] normal resp. usual [2] cautious / restrictive [3]</p>	<p>Further information</p> <p>*in 2003: June, August</p>
---	---

Timespan of variable




No.	Name of variable	Label	Survey period	Survey frequency
3.2.63)	han_credit	credit allocation	West from 06/2003 to 08/2005 East and West since 03/2006 East and West since 11/2008	Mrc, Aug* Mrc, Aug Monthly survey

Wording of question

<p>Since 06/2003</p> <p>How do you evaluate the current willingness of banks to grant loans to businesses?</p> <p>cooperative [1] normal resp. usual [2] cautious / restrictive [3]</p>	<p>Further information</p> <p>*In 2003: June, August</p>
---	--

Timespan of variable

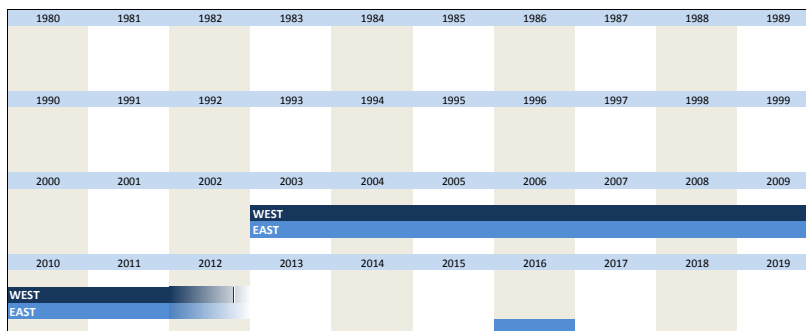


No.	Name of variable	Label	Survey period	Survey frequency
3.2.64)	vg_credit	credit allocation	West from 06/2003 to 08/2008 and since 11/2008 East from 06/2003 to 08/2008 and since 11/2008	Irregular Monthly survey Irregular Monthly survey

Wording of question

<p>Since 07/2003</p> <p>How do you evaluate the current willingness of banks to grant loans to businesses?</p> <p>cooperative [1] normal resp. usual [2] cautious / restrictive [3]</p>	<p>Further information</p>
---	----------------------------

Timespan of variable



3.3 Variables referring to future state

No.	Name of variable	Label	Survey period	Survey frequency
3.3.1)	bau_comexp	expected commercial operations	West since 01/1991 East since 01/1991	Monthly survey Monthly survey

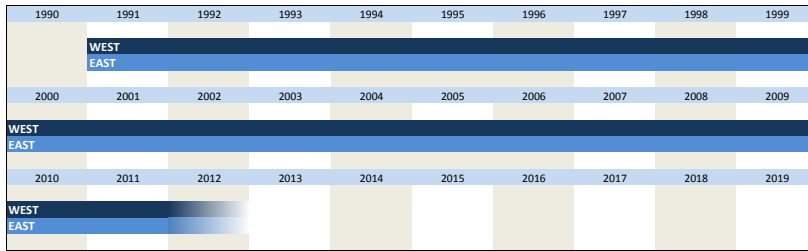
Wording of question

<p>Since 01/1991</p>	<p>Further information</p>
----------------------	----------------------------

During the next 6 months our business situation will be

rather more favourable [1]
 about the same [2]
 rather more unfavourable [3]

Timespan of variable



No.	Name of variable	Label	Survey period	Survey frequency
3.3.2)	dl_expectbus	expected business situation for the next 6 months	West since 10/2004 East since 10/2004	Monthly survey Monthly survey

Wording of question

Since 10/2004

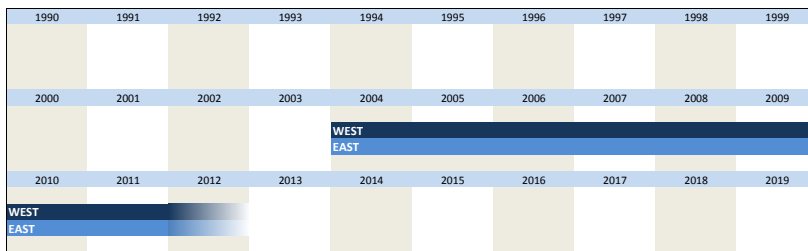
Information about your own business (Inland)
Expectations (after elimination of purely seasonal fluctuations)

During the next 6 months the **development of our business** will be

[1] more favourable
 [2] the same
 [3] more unfavourable

Further information

Timespan of variable



No.	Name of variable	Label	Survey period	Survey frequency
3.3.3)	han_comexp	business development	West since 01/1990 East since 01/1991	Monthly survey Monthly survey

Wording of question

From 01/1990 to 02/2002

Plans and expectations
 After elimination of purely seasonal fluctuations the development of our business during the next 6 months will be

more favourable [1]
 about the same [2]
 more unfavourable [3]

From 03/2002 to 01/2007

Expectations for 6 months
 After elimination of purely seasonal fluctuations the development of our business will be

more favourable [1]
 about the same [2]
 more unfavourable [3]

Since 02/2007

Expectations for the next 6 months
 After elimination of purely seasonal fluctuations the development of our business will be

more favourable [1]
 about the same [2]
 more unfavourable [3]

Further information

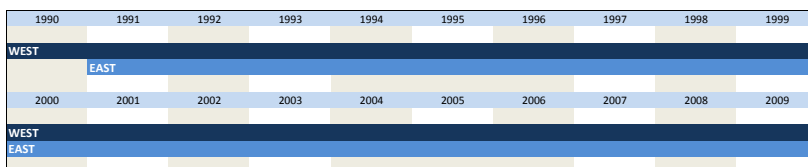
West from 01/1990 to 01/2006
 [9] = Percentage share of stores giving respective answers.
 All answers of the stores are summed up and expressed as percentage.

Example:

3.3.4) han_questpercansw81 [50]
 3.3.5) han_questpercansw82 [30]
 3.3.6) han_questpercansw83 [20]

That means, 50% of stores answered the question with "more favourable", 30% of stores answered the question with "about the same" and 20% of stores answered the question with "more unfavourable".

Timespan of variable



2010	2011	2012	2013	2014	2015	2016	2017	2018	2019
WEST									
EAST									

No.	Name of variable	Label	Survey period	Survey frequency
-----	------------------	-------	---------------	------------------

3.3.4) **han_questpercansw81** % to han_comexp more favourable West from 01/1990 to 01/2006 Monthly survey

Timespan of variable

1990	1991	1992	1993	1994	1995	1996	1997	1998	1999	Further information Percentage of the stores that evaluate their business development in 6 months as "more favourable" See 3.3.3) han_comexp
WEST										
2000	2001	2002	2003	2004	2005	2006	2007	2008	2009	
WEST										
2010	2011	2012	2013	2014	2015	2016	2017	2018	2019	

No.	Name of variable	Label	Survey period	Survey frequency
-----	------------------	-------	---------------	------------------

3.3.5) **han_questpercansw82** % to han_comexp not changing West from 01/1990 to 01/2006 Monthly survey

Timespan of variable

1990	1991	1992	1993	1994	1995	1996	1997	1998	1999	Further information Percentage of the stores that evaluate their business development in 6 months as "about the same" See 3.3.3) han_comexp
WEST										
2000	2001	2002	2003	2004	2005	2006	2007	2008	2009	
WEST										
2010	2011	2012	2013	2014	2015	2016	2017	2018	2019	

No.	Name of variable	Label	Survey period	Survey frequency
-----	------------------	-------	---------------	------------------

3.3.6) **han_questpercansw83** % to han_comexp more unfavourable West from 01/1990 to 01/2006 Monthly survey

Timespan of variable

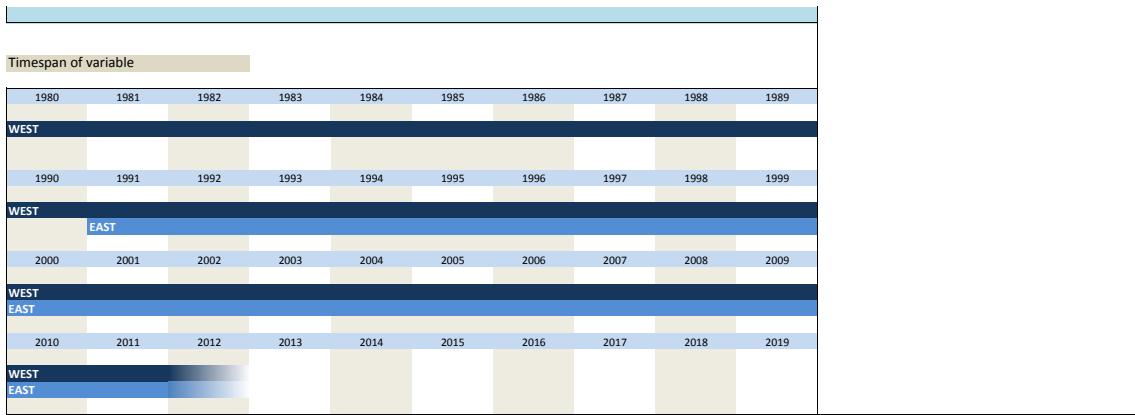
1990	1991	1992	1993	1994	1995	1996	1997	1998	1999	Further information Percentage of the stores that evaluate their business development in 6 months as "more unfavourable" See 3.3.3) han_comexp
WEST										
2000	2001	2002	2003	2004	2005	2006	2007	2008	2009	
WEST										
2010	2011	2012	2013	2014	2015	2016	2017	2018	2019	

No.	Name of variable	Label	Survey period	Survey frequency
-----	------------------	-------	---------------	------------------

3.3.7) **vg_comexp** expected comercial operations West since 01/1980 East since 01/1991 Monthly survey Monthly survey

Wording of question

<p>From 01/1991 to 11/2001</p> <p>No questionnaires from East Germany available</p> <p>From 01/1980 to 06/1997</p> <p>With respect to the economic development - so after elimination of purely seasonal fluctuations - our business situation for XY during the next 6 months will be</p> <p>rather more favourable [1] <input type="checkbox"/></p> <p>about the same [2] <input type="checkbox"/></p> <p>rather more unfavourable [3] <input type="checkbox"/></p> <p>From 07/1997 to 11/2001</p> <p>With respect to the economic development our business situation for XY during the next 6 months will be</p> <p>rather more favourable [1] <input type="checkbox"/></p> <p>about the same [2] <input type="checkbox"/></p> <p>rather more unfavourable [3] <input type="checkbox"/></p> <p>Since 01/2002</p> <p>Expectations for the next 6 months</p> <p>With respect to the economic development our business situation for XY will be</p> <p>rather more favourable [1] <input type="checkbox"/></p> <p>about the same [2] <input type="checkbox"/></p> <p>rather more unfavourable [3] <input type="checkbox"/></p>	Further information
---	---------------------

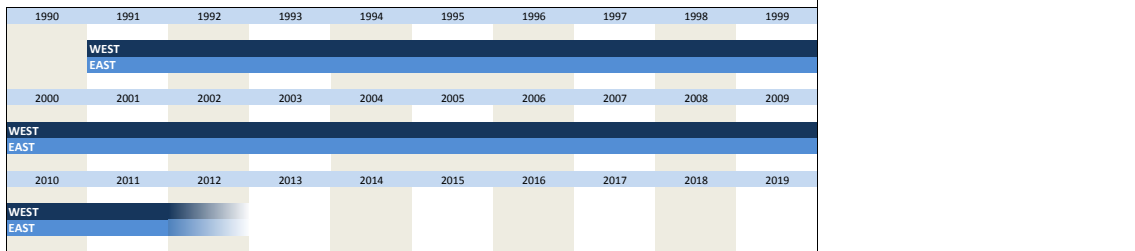


No.	Name of variable	Label	Survey period	Survey frequency
3.3.8)	bau_conactfut	construction activity in 3 month	West since 01/1991 East since 01/1991	Monthly survey Monthly survey

Wording of question

<p>Since 01/1991</p> <p>During the next 3 months we probably build</p> <p style="text-align: center;"> more [1] as much [2] less [3] </p> <p style="text-align: center;"> } than / as during the previous 3 months </p>	<p>Further information</p>
---	----------------------------

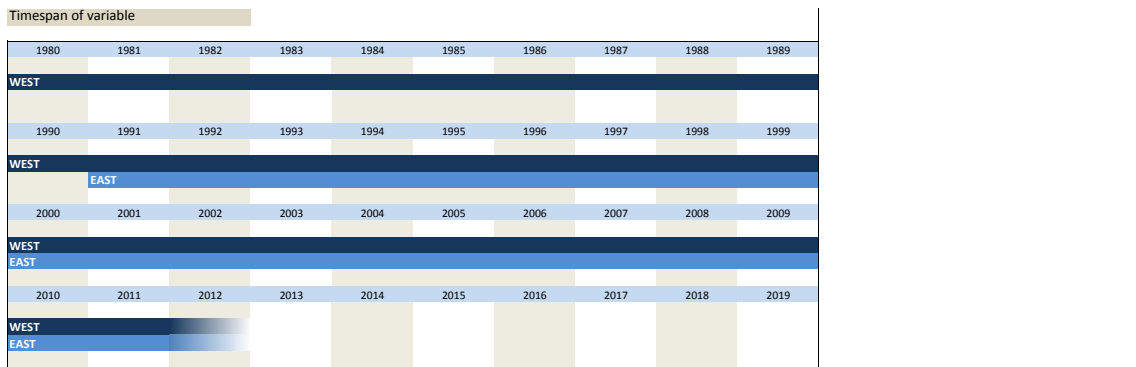
Timespan of variable



No.	Name of variable	Label	Survey period	Survey frequency
3.3.9)	vg_proexp	expected production	West since 01/1980 East since 01/1991	Monthly survey Monthly survey

Wording of question

<p>From 01/1991 to 11/2001</p> <p>No questionnaires from East Germany available</p> <p>From 01/1980 to 06/1994</p> <p>With respect to the economic development - so after elimination of purely seasonal fluctuations - our domestic production of XY during the next 3 months will probably</p> <p style="text-align: center;"> increase [1] remain about the same [2] decrease [3] </p> <p>From 07/1994 to 06/1997</p> <p>With respect to the economic development - so after elimination of purely seasonal fluctuations - our domestic production of XY during the next 3 months will probably</p> <p style="text-align: center;"> increase [1] remain about the same [2] decrease [3] no considerable domestic production [4] </p> <p>From 07/1997 to 11/2001</p> <p>With respect to the economic development our domestic production of XY during the next 3 months will probably</p> <p style="text-align: center;"> increase [1] remain about the same [2] decrease [3] no considerable domestic production [4] </p> <p>Since 01/2002</p> <p>Expectations for the next 3 months</p> <p>Our domestic production activities with regards to XY will probably</p> <p style="text-align: center;"> increase [1] remain about the same [2] decrease [3] no considerable domestic production [4] </p>	<p>Further information</p> <p>* from 04/1991 to 01/1993 "decline" instead of "decrease"</p>
---	---



No.	Name of variable	Label	Survey period	Survey frequency
3.3.10)	bau_exppr	expected prices	West since 01/1991 East since 01/1991	Monthly survey Monthly survey

Wording of question

Since 01/1991

During the next 3 months the prices obtainable for construction will probably

steigen [1]
remain about the same [2]
decline [3]

Further information

Timespan of variable

Year	Region
1990	WEST
1991	WEST
1992	WEST
1993	WEST
1994	WEST
1995	WEST
1996	WEST
1997	WEST
1998	WEST
1999	WEST
2000	WEST, EAST
2001	WEST, EAST
2002	WEST, EAST
2003	WEST, EAST
2004	WEST, EAST
2005	WEST, EAST
2006	WEST, EAST
2007	WEST, EAST
2008	WEST, EAST
2009	WEST, EAST
2010	WEST, EAST
2011	WEST, EAST
2012	WEST, EAST
2013	WEST, EAST
2014	WEST, EAST
2015	WEST, EAST
2016	WEST, EAST
2017	WEST, EAST
2018	WEST, EAST
2019	WEST, EAST

No.	Name of variable	Label	Survey period	Survey frequency
3.3.11)	dl_pricenext	prices for the next 3 months	West since 10/2004 East since 10/2004	Monthly survey Monthly survey

Wording of question

Since 10/2004

Information about your own business (inland)

Expectations (after elimination of purely seasonal fluctuations)

During the next 3 months the prices of our services will

[] [1] increase
[] [2] remain the same
[] [3] decrease

Further information

Timespan of variable

Year	Region
1990	WEST
1991	WEST
1992	WEST
1993	WEST
1994	WEST
1995	WEST
1996	WEST
1997	WEST
1998	WEST
1999	WEST
2000	WEST
2001	WEST
2002	WEST
2003	WEST
2004	WEST, EAST
2005	WEST, EAST
2006	WEST, EAST
2007	WEST, EAST
2008	WEST, EAST
2009	WEST, EAST
2010	WEST, EAST
2011	WEST, EAST
2012	WEST, EAST
2013	WEST, EAST
2014	WEST, EAST
2015	WEST, EAST
2016	WEST, EAST
2017	WEST, EAST
2018	WEST, EAST
2019	WEST, EAST

No.	Name of variable	Label	Survey period	Survey frequency
3.3.12)	han_exppr	expected prices	West since 01/1990 East since 01/1991	Monthly survey Monthly survey

Wording of question

From 01/1990 to 02/2002

Plans and expectations

During the next 3 months our sales prices probably will

increase [1]
remain about the same [2]
decline [3]

Further information

West from 01/1990 to 01/2006
[9] = Percentage share of stores giving respective answers.
All answers of the stores are summed up and expressed as percentage.
Example:
3.3.13) han_questpercansw61 [50]
3.3.14) han_questpercansw62 [30]

From 03/2002 to 01/2007

Plans and expectations for 3 months
Our sales prices probably will

increase [1]
remain about the same [2]
decline [3]

Since 02/2007

Plans and expectations for the next 3 months
Our sales prices probably will

increase [1]
remain about the same [2]
decline [3]

3.3.15) han_questpercansw63 [20]

That means, 50% of stores answered the question with "increase", 30% of stores answered the question with "remain about the same" and 20% of stores answered the question with "decrease".

Timespan of variable

1990	1991	1992	1993	1994	1995	1996	1997	1998	1999
WEST									
	EAST								
2000	2001	2002	2003	2004	2005	2006	2007	2008	2009
WEST									
EAST									
2010	2011	2012	2013	2014	2015	2016	2017	2018	2019
WEST									
EAST									

No.	Name of variable	Label	Survey period	Survey frequency
3.3.13)	han_questpercansw61	% to exppr increasing	West from 01/1990 to 01/2006	Monthly survey

Timespan of variable

1990	1991	1992	1993	1994	1995	1996	1997	1998	1999
WEST									
	EAST								
2000	2001	2002	2003	2004	2005	2006	2007	2008	2009
WEST									
EAST									
2010	2011	2012	2013	2014	2015	2016	2017	2018	2019
WEST									
EAST									

Further information
Percentage of the stores that expect the sales prices to "increase"
See 3.3.12) han_exppr

No.	Name of variable	Label	Survey period	Survey frequency
3.3.14)	han_questpercansw62	% to exppr not changing	West from 01/1990 to 01/2006	Monthly survey

Timespan of variable

1990	1991	1992	1993	1994	1995	1996	1997	1998	1999
WEST									
	EAST								
2000	2001	2002	2003	2004	2005	2006	2007	2008	2009
WEST									
EAST									
2010	2011	2012	2013	2014	2015	2016	2017	2018	2019
WEST									
EAST									

Further information
Percentage of the stores that expect the sales prices to "remain about the same"
See 3.3.12) han_exppr

No.	Name of variable	Label	Survey period	Survey frequency
3.3.15)	han_questpercansw63	% to exppr decreasing	West from 01/1990 to 01/2006	Monthly survey

Timespan of variable

1990	1991	1992	1993	1994	1995	1996	1997	1998	1999
WEST									
	EAST								
2000	2001	2002	2003	2004	2005	2006	2007	2008	2009
WEST									
EAST									
2010	2011	2012	2013	2014	2015	2016	2017	2018	2019
WEST									
EAST									

Further information
Percentage of the stores that expect the sales prices to "decline"
See 3.3.12) han_exppr

No.	Name of variable	Label	Survey period	Survey frequency
3.3.16)	vg_priceexp	expected domestic prices	West since 01/1980 East since 01/1991	Monthly survey Monthly survey

Wording of question

<p>From 01/1991 to 11/2001</p> <p>No questionnaires from East Germany available</p> <p>From 01/1980 to 05/1980</p> <p>During the next 3 months our domestic sales prices for XY (only for regular orders) - taking changes of conditions into account - probably will</p> <p style="padding-left: 40px;">increase [1] remain about the same [2] decline [3]</p> <p>From 06/1980 to 11/2001</p> <p>During the next 3 months our domestic sales prices (net sales prices) for XY - taking changes of conditions into account - probably will</p> <p style="padding-left: 40px;">increase [1] remain about the same [2] decline* [3]</p> <p>Since 01/2002</p> <p>Expectations for the next 3 months</p> <p>Taking changes of conditions into account our domestic sales prices (net) for XY probably will</p> <p style="padding-left: 40px;">increase [1] remain about the same [2] decline [3]</p>	<p>Further information</p> <p>* from 03/1990 to 01/1993 "decrease" instead of "decline"</p>
---	---

Timespan of variable

1980	1981	1982	1983	1984	1985	1986	1987	1988	1989
WEST									
1990	1991	1992	1993	1994	1995	1996	1997	1998	1999
WEST									
	EAST								
2000	2001	2002	2003	2004	2005	2006	2007	2008	2009
WEST									
EAST									
2010	2011	2012	2013	2014	2015	2016	2017	2018	2019
WEST									
EAST									

No.	Name of variable	Label	Survey period	Survey frequency
-----	------------------	-------	---------------	------------------

3.3.17)	bau_emplexp	expected employees	West since 01/1991 East since 01/1991	Monthly survey Monthly survey
---------	--------------------	--------------------	--	----------------------------------

Wording of question

<p>Since 01/1991</p> <p>During the next 3 to 4 months the number of our employees will</p> <p style="padding-left: 40px;">increase [1] remain about the same [2] decrease [3]</p> <p>in total <input type="text"/> <input type="text"/> <input type="text"/></p> <p>Timespan of variable</p> <table border="1"> <tr> <td>1990</td><td>1991</td><td>1992</td><td>1993</td><td>1994</td><td>1995</td><td>1996</td><td>1997</td><td>1998</td><td>1999</td> </tr> <tr> <td colspan="10">WEST</td> </tr> <tr> <td></td><td>EAST</td><td></td><td></td><td></td><td></td><td></td><td></td><td></td><td></td> </tr> <tr> <td>2000</td><td>2001</td><td>2002</td><td>2003</td><td>2004</td><td>2005</td><td>2006</td><td>2007</td><td>2008</td><td>2009</td> </tr> <tr> <td colspan="10">WEST</td> </tr> <tr> <td colspan="10">EAST</td> </tr> <tr> <td>2010</td><td>2011</td><td>2012</td><td>2013</td><td>2014</td><td>2015</td><td>2016</td><td>2017</td><td>2018</td><td>2019</td> </tr> <tr> <td colspan="10">WEST</td> </tr> <tr> <td colspan="10">EAST</td> </tr> </table>	1990	1991	1992	1993	1994	1995	1996	1997	1998	1999	WEST											EAST									2000	2001	2002	2003	2004	2005	2006	2007	2008	2009	WEST										EAST										2010	2011	2012	2013	2014	2015	2016	2017	2018	2019	WEST										EAST										<p>Further information</p>
1990	1991	1992	1993	1994	1995	1996	1997	1998	1999																																																																																		
WEST																																																																																											
	EAST																																																																																										
2000	2001	2002	2003	2004	2005	2006	2007	2008	2009																																																																																		
WEST																																																																																											
EAST																																																																																											
2010	2011	2012	2013	2014	2015	2016	2017	2018	2019																																																																																		
WEST																																																																																											
EAST																																																																																											

No.	Name of variable	Label	Survey period	Survey frequency
-----	------------------	-------	---------------	------------------

3.3.18)	dl_employexp	expected employees for the next 2-3 months	West since 10/2004 East since 10/2004	Monthly survey Monthly survey
---------	---------------------	--	--	----------------------------------

Wording of question

<p>Since 10/2004</p> <p>Information about your own business (inland)</p> <p>Expectations (after elimination of purely seasonal fluctuations)</p> <p>During the next 2-3 months the number of our employees will</p> <p style="padding-left: 40px;"> <input type="text"/> [1] increase <input type="text"/> [2] remain the same <input type="text"/> [3] decrease </p> <p>Timespan of variable</p>	<p>Further information</p>
--	----------------------------

1990	1991	1992	1993	1994	1995	1996	1997	1998	1999
2000	2001	2002	2003	2004	2005	2006	2007	2008	2009
2010	2011	2012	2013	2014	2015	2016	2017	2018	2019

No.	Name of variable	Label	Survey period	Survey frequency
3.3.19)	han_emplexp	expected employees	West from 01/1990 to 12/1996 West since 03/1997 East since 01/1991	Mrc, Jun, Sep, Dec* Monthly survey Monthly survey

Wording of question

<p>From 01/1990 to 02/2002</p> <p>Plans and expectations During the next 3 months the number of our employees after elimination of purely seasonal fluctuations will</p> <p>increase [1] remain about the same [2] decrease [3]</p>	<p>Further information</p> <p>* 1991: Apr, Jun, Sep, Dec 1993: Mrc, Jun, Sep 1994: Jan, Mrc, Jun, Sep, Dec</p>
<p>From 03/2002 to 01/2007</p> <p>Plans and expectations for 3 months After elimination of purely seasonal fluctuations the number of our employees will</p> <p>increase [1] remain about the same [2] decrease [3]</p>	
<p>Since 02/2007</p> <p>Plans and expectations for the next 3 months After elimination of purely seasonal fluctuations the number of our employees will</p> <p>increase [1] remain about the same [2] decrease [3]</p>	

Timespan of variable

1990	1991	1992	1993	1994	1995	1996	1997	1998	1999
2000	2001	2002	2003	2004	2005	2006	2007	2008	2009
2010	2011	2012	2013	2014	2015	2016	2017	2018	2019

No.	Name of variable	Label	Survey period	Survey frequency
3.3.20)	vg_empl	employees 12 month	West from 10/1980 to 10/1993	Annual survey ***

Wording of question

<p>From 10/1980 to 10/1993</p> <p>Employees With respect to the economic development - so after elimination of purely seasonal fluctuations - the number of employees involved in the production of XY during the next ... months will</p> <p>3 months* after the reporting month** 12 months</p> <p>increase [1] remain about the same [2] decrease [3]</p>	<p>Further information</p> <p>* The expected number of employees during the next 3 months is covered with the variable "emplexp" See 3.3.21)</p> <p>**from 10/1990 to 10/1993 additionally "from the reporting month"</p> <p>***Annual survey in October</p>
---	---

Timespan of variable

1980	1981	1982	1983	1984	1985	1986	1987	1988	1989
1990	1991	1992	1993	1994	1995	1996	1997	1998	1999
2000	2001	2002	2003	2004	2005	2006	2007	2008	2009
2010	2011	2012	2013	2014	2015	2016	2017	2018	2019

No.	Name of variable	Label	Survey period	Survey frequency
3.3.21)	vg_emplexp	expected employees	West from 01/1980 to 04/1997 and since 07/1997 East since 01/1991	Jan, Apr, Jul, Oct Monthly survey Monthly survey

Wording of question

Further information
<p>From 01/1980 to 04/1997</p> <p>Employees (only domestic enterprises) With respect to the economic development - so after elimination of purely seasonal fluctuations - the number of employees involved in the production of XY during the next 3 months will</p> <p style="padding-left: 40px;">increase [1] remain about the same [2] decrease [3]</p> <p>From 07/1997 to 11/2001</p> <p>Employees (only domestic enterprises) During the next 3 months the number of employees involved in the production of XY will</p> <p style="padding-left: 40px;">increase [1] remain about the same [2] decrease [3]</p> <p>Since 01/2002</p> <p>Expectations for the next 3 months Employees (only domestic enterprises) The number of employees involved in the production of XY will</p> <p style="padding-left: 40px;">increase [1] remain about the same [2] decrease [3]</p>

Timespan of variable

1980	1981	1982	1983	1984	1985	1986	1987	1988	1989
WEST									
1990	1991	1992	1993	1994	1995	1996	1997	1998	1999
WEST									
	EAST								
2000	2001	2002	2003	2004	2005	2006	2007	2008	2009
WEST									
EAST									
2010	2011	2012	2013	2014	2015	2016	2017	2018	2019
WEST									
EAST									