



## List of Variables

# EBDC Business Expectations Panel

Data: 01/1980-12/2013

As of February 2015

Contents

Page 1-7

Description of variables

Page 8-187

LMU-ifo Economics & Business Data Center (EBDC)

Poschingerstr. 5  
81679 München

## 1. Identification variables

No.	Name	Label	German description
1.1)	company_id	company identifier	Firmennummer
1.2)	questionnaire_id	questionnaire identifier per company	Fragebogennummer
1.3)	sector_id	sector identifier per questionnaire	Sektornummer
1.4)	month_counter	number of months reported with Ifo	Anzahl der Berichtsmonate im Jahr
1.5)	year	year	Jahr
1.6)	month	month	Monat
1.7)	fedstaifo	federal state (Ifo-code)	Bundesland gemäß dem Ifo-code
1.8)	bau_sec	sector/b Category of construction	Bausektor (aus dem Ifo-Datensatz)
1.9)	dl_sec	WZ03_code	Wirtschaftsbereich nach WZ03 (aus dem Ifo-Datensatz)
1.10)	han_sec	KT/WZ03_code	KT/WZ03-Code (aus dem Ifo-Datensatz)
1.11)	han_sec1	ifo sector number for east germany	Ifo Sektornummer für Ostdeutschland (aus dem Ifo-Datensatz)
1.12)	han_sec2	KT sector number	KT Nummer (aus dem Ifo-Datensatz)
1.13)	han_sec3	sector number WZ03	WZ03 Sektornummer (aus dem Ifo-Datensatz)
1.14)	han_typequ	type of questionnaire	Fragebogenform (aus dem Ifo-Datensatz)
1.15)	han_typtra	trade volume	Handelsvolumen (aus dem Ifo-Datensatz)
1.16)	vg_product	ifo product number/sypro number	Ifo-Produktnummer / Sypronummer (aus dem Ifo-Datensatz)
1.17)	vg_sec	WZ93_code_ifo_product	WZ93 Nummer (aus dem Ifo-Datensatz)
1.18)	vg_secnam	WZ93_description_ifo_product	Name des WZ93 Sektors (aus dem Ifo-Datensatz)
1.19)	vg_sypro	sypro two digits	Sypronummer (aus dem Ifo-Datensatz)
1.20)	wz03_main_code_company	wz03_main_code_company	Nationaler Industrie-Code Haupttätigkeit (WZ 03 Klassifikation (Amadeus/Hoppenstedt))
1.21)	wz03_main_description_company	wz03_main_description_company	Beschreibung der Haupttätigkeit des Unternehmens WZ 03 (Amadeus/Hoppenstedt)
1.22)	wz03_sec_code_company	wz03_sec_code_company	Nationaler Industrie-Code Nebentätigkeit (WZ 03 Klassifikation (Amadeus))
1.23)	wz03_sec_description_company	wz03_sec_description_company	Beschreibung der Nebentätigkeit des Unternehmens WZ 03 (Amadeus)
1.24)	wz08_main_code_company	wz08_main_code_company	Nationaler Industrie-Code Haupttätigkeit (WZ 08 Klassifikation (Amadeus))
1.25)	wz08_main_description_company	wz08_main_description_company	Beschreibung der Haupttätigkeit des Unternehmens WZ 08 (Amadeus)
1.26)	wz08_sec_code_company	wz08_sec_code_company	Nationaler Industrie-Code Nebentätigkeit (WZ 08 Klassifikation (Amadeus))
1.27)	wz08_sec_description_company	wz08_sec_description_company	Beschreibung der Nebentätigkeit des Unternehmens WZ 08 (Amadeus)
1.28)	date_of_incorporation	incorporation date of company	Tag/Jahr oder Datum der Unternehmensgründung (Amadeus/Hoppenstedt)
1.29)	legal_form	legal form of company	Rechtsform des Unternehmens (Amadeus/Hoppenstedt)
1.30)	publicly_quoted	listing on stock exchange- yes/no	Börsennotierung - ja/ nein (Amadeus)
1.31)	reporting_basis	type of reported account	Art der Bilanz (Amadeus/Hoppenstedt)
1.32)	type_income_statement	type of income statement	Ursprüngliches GuV-Verfahren (Gesamt- / Umsatzkosten (Hoppenstedt))
1.33)	account_date	end date of account	Bilanzabschlussdatum (Amadeus/Hoppenstedt)
1.34)	number_of_months	number of months balance sheet refers to	Anzahl der Monate auf die sich die Bilanz bezieht (Amadeus/Hoppenstedt)
1.35)	short_business_year	balance sheet data for less than 12 months	Bilanzdaten beziehen sich auf Zeitraum kürzer als 12 Monate (Amadeus/Hoppenstedt)
1.36)	number_rec_shareholders	number of recorded shareholders	Anzahl der erfassten Anteilseigner (Amadeus)
1.37)	number_rec_subsidiaries	number of recorded subsidiaries	Anzahl der erfassten Tochterfirmen (Amadeus)
1.38)	account_currency	currency of account	Bilanzwährung (Amadeus/Hoppenstedt)
1.39)	employees_account_date	number of employees at account date	Anzahl der Beschäftigten zum Bilanzstichtag (Amadeus)
1.40)	database	(A)madeus/ (H)oppenstedt	Ursprüngliche Bilanzdatenbank/ Datenquelle
1.41)	online	online	Art der Datenerhebung
1.42)	participation_date	participation date	Teilnahmedatum
1.43)	participation_hour	participation hour	Teilnahmestunde
1.44)	participation_status	participation status	Teilnahmestatus
1.45)	survey_end	survey end	Umfrageende
1.46)	survey_start	survey start	Umfragebeginn

## 2. Balance-sheet and income statement variables

No.	Name	Label	German description
2.1)	fixed_assets	fixed assets	Anlagevermögen
2.1.1)	intangible_assets	intangible assets	Immaterielle Vermögenswerte
2.1.2)	tangible_assets	tangible assets	Materielle Vermögenswerte
2.1.2.1)	land_buildings	tangible assets: land and buildings	Materielle Vermögenswerte: davon Grundstücke und Gebäude
2.1.2.2)	plant_machinery	tangible assets: plant and machinery	Materielle Vermögenswerte: davon Anlagen und Maschinen
2.1.3)	financial_assets	financial assets	Geldvermögen
2.2)	current_assets	current assets	Betriebsvermögen (einschließlich Rechnungsabgrenzungsposten (aktiva))
2.2.1)	inventories	inventories	Bestände
2.2.1.1)	raw_materials_and_supplies	inventories: raw materials and supplies	Bestände: Rohstoffe und Betriebsstoffe
2.2.2)	accounts_receivable	accounts receivable and other assets	Forderungen uns sonstige Vermögensgegenstände
2.2.2.1)	trade_accounts_receivable	trade accounts receivable	Forderungen aus Lieferungen
2.2.2.2)	receivables_fr_affil_assoc	receivables from affiliates and associates	Forderungen von Tochtergesellschaften und angebundnen Unternehmen
2.2.3)	cash_cash_equivalent	cash & cash equivalents	Liquide Mittel (Bankguthaben etc.)
2.3)	accrued_income	accrued income	Rechnungsabgrenzungsposten (aktiva)
2.4)	total_assets	total assets	Bilanzsumme
2.5)	total_equity	total equity/ shareholders' funds	Eigenkapital (einschließlich Sonderposten oder Vorteilen)
2.5.1)	subscribed_capital	shareholders' funds - capital	Aktionären zurechenbare Fonds - Kapital
2.6)	other_shareholders_funds	shareholders' funds other than	Rest von 2.5.) - 2.5.1.)
2.7)	reserves	shareholders' funds - reserves	Aktionären zurechenbare Fonds - Reserven (Kapital, Gewinnrücklagen, etc.)
2.8)	special_items_benefits	special items or benefits	Sonderposten oder Vorteile
2.9)	total_liabilities	liabilities	Gesamtverbindlichkeiten (einschließlich Rechnungsabgrenzungsposten(passiva))
2.9.1)	total_provisions	provisions in total	Rückstellungen gesamt
2.9.1.1)	pension_provisions	provisions for pensions	Rückstellungen für Renten
2.9.2)	total_debt	debt in total	Gesamtsschulden
2.9.2.1)	short_term_debt	debt - thereof short term	Schulden - davon kurzfristig (einschließlich Rechnungsabgrenzungsposten)
2.9.2.2)	long_term_debt	debt - thereof long term	Schulden - davon langfristig
2.9.2.3)	trade_accounts_payable	trade accounts payable	zahlbare Forderungen
2.9.2.4)	bank_debt	debt to financial institutions	Schulden gegenüber Kreditinstituten
2.10)	deferred_income	deferred income	Rechnungsabgrenzungsposten (passiva)
2.11)	working_capital	working capital	Working capital
2.12)	net_current_assets	net current assets	Netto-Umlaufvermögen
2.13)	operating_revenue	operating revenue	Betriebseinnahmen (Umsatz abzüglich Veränderungen der Bestände, intern produzierte und
2.14)	sales	sales	Umsätze
2.15)	cost_of_materials	cost of materials	Materialkosten
2.16)	staff_expenses	staff expenses	Personalaufwand
2.17)	depreciation	depreciation	Abschreibungen
2.18)	cost_of_goods_sold	cost of goods sold	Kosten der verkauften Waren
2.19)	gross_profit_loss	gross profit/ loss	Bruttogewinn/-verlust (nach Gesamtkosten / Umsatzkostenverfahren)
2.20)	other_operating_expenses	other operating expenses	Sonstige betriebliche Aufwendungen
2.21)	financial_profit_loss	financial profit/ loss	Finanzieller Gewinn/Verlust
2.21.1)	income_from_participations	income from participations	Erträge aus Beteiligungen
2.21.2)	interest_income	interest income	Zinsertrag
2.21.2.1)	interest_revenue	interest revenue	Zinsen und ähnliche Erträge
2.21.2.2)	interest_expenses	interest expenses	Zinsen und ähnliche Aufwendungen
2.22)	operating_profit	operating profit/ profit before tax	Betriebsgewinn/ Gewinn vor Steuern
2.23)	extraordinary_income	extraordinary income	Außergewöhnliche Erträge
2.24)	taxes	taxation	Besteuerung
2.24.1)	taxes_on_income	taxes on income	Steuern auf Einkommen
2.25)	profit_loss_for_period	profit/ loss for period	Gewinn / Verlust im Zeitraum
2.26)	accumulated_net_profit_loss	accumulated net profit/ loss	Akkumulierter Gewinn / Verlust
2.27)	dividend_payout	dividends paid out	Ausgezahlte Dividenden
2.28)	cash_flow	cash flow	Cash Flow nach folgender Definition: Gewinn / Verlust im Zeitraum + Abschreibungen

## 3. Variables of Ifo Business Survey

### 3.1 Variables referring to the past

No.	Name	Label	German description
3.1.1)	dl_demandlast	demand / sales last month versus same month of previous year	Entwicklung von Nachfrage/Umsatz im letzten Monat gegenüber dem Vorjahresmonat
3.1.2)	han_busvoly	business volume versus previous year	Umsatz im Vergleich zum Vorjahr
3.1.3)	han_questpercansw21	% to busvoly higher	Antwort zu Variable han_busvoly
3.1.4)	han_questpercansw22	% to busvoly as high as last year	Antwort zu Variable han_busvoly
3.1.5)	han_questpercansw23	% to busvoly lower	Antwort zu Variable han_busvoly
3.1.6)	dl_demandsales	demand / sales volume last 2-3 months	Entwicklung der Nachfrage/des Umsatz in den letzten 3 Monaten
3.1.7)	vg_demand	situation of demand	Nachfragesituation im vorangegangenen Monat
3.1.8)	bau_ordvpm	orders versus previous month	Auftragsbestand im vorangegangenen Monat
3.1.9)	vg_ordvpm	orders versus previous month	Auftragsbestand im vorangegangenen Monat
3.1.10)	bau_conactex	construction activity versus previous month	Bautätigkeit im Vormonat
3.1.11)	vg_provpmp	production versus previous month	Produktionstätigkeit im vorangegangenen Monat
3.1.12)	bau_prvpmp	prices versus previous month	Baupreise im Vergleich zum Vormonat (letzte 2-3 Monate)
3.1.13)	han_prvpmp	prices versus previous month	Handelspreise im Vergleich zum Vormonat (letzte 2-3 Monate)
3.1.14)	han_questpercansw51	% to prvpmp increased	Antwort zu Variable prvpmp
3.1.15)	han_questpercansw52	% to prvpmp not changed	Antwort zu Variable prvpmp
3.1.16)	han_questpercansw53	% to prvpmp decreased	Antwort zu Variable prvpmp
3.1.17)	vg_pricevpm	domestic prices of sale versus previous month	Inlandsverkaufspreise im vorangegangenen Monat

### 3.2 Variables referring to present state

No.	Name	Label	German description
3.2.1)	bau_statebus	state of business (appraisal)	Beurteilung der Geschäftslage
3.2.2)	dl_statebus	state of business (appraisal)	Beurteilung der Geschäftslage
3.2.3)	han_statebus	state of business (appraisal)	Beurteilung der Geschäftslage
3.2.4)	han_questpercansw11	% to statebus good	Antwort zu Variable han_statebus
3.2.5)	han_questpercansw12	% to statebus satisfiable	Antwort zu Variable han_statebus
3.2.6)	han_questpercansw13	% to statebus bad	Antwort zu Variable han_statebus
3.2.7)	vg_statebus	state of business (appraisal)	Beurteilung der Geschäftslage
3.2.8)	bau_orders	orders (appraisal)	Beurteilung des Auftragsbestandes
3.2.9)	dl_orders	orders (appraisal)	Beurteilung des Auftragsbestandes
3.2.10)	han_ords	orderings the next 3 months (versus previous year)	Beurteilung des Auftragsbestandes
3.2.11)	han_questpercansw71	% to ords raising	Antwort zu Variable han_ords
3.2.12)	han_questpercansw72	% to ords not changing	Antwort zu Variable han_ords
3.2.13)	han_questpercansw73	% to ords falling	Antwort zu Variable han_ords
3.2.14)	vg_orders	orders (appraisal)	Beurteilung des Auftragsbestandes
3.2.15)	bau_ranord	range of orders in months	Auftragsbestände in Monaten
3.2.16)	vg_ranord	range of orders in months	Auftragsbestände in Monaten
3.2.17)	han_feedst	feedstock (appraisal)	Lagerbestände
3.2.18)	han_questpercansw41	% to feedst too little	Antwort zu Variable han_feedst
3.2.19)	han_questpercansw42	% to feedst satisfiable	Antwort zu Variable han_feedst
3.2.20)	han_questpercansw43	% to feedst too much	Antwort zu Variable han_feedst
3.2.21)	vg_stin	stock of inventories	Beurteilung des Bestand an Fertigwaren
3.2.22)	bau_equiput2	equipment utilization in %	Kapazitätsauslastung in %
3.2.23)	vg_uticappc	capacity utilization in %	Auslastung der Anlagen in %
3.2.24)	vg_uticappc2	capacity utilization in % (end of prev. month)	Kapazitätsauslastung in %
3.2.25)	bau_constrain	constraints	
3.2.26)	dl_constrbus	constraints of business activity	
3.2.27)	han_constrain	constraints to production	
3.2.28)	vg_constrain	constraints to production	Behinderung der Produktionstätigkeit (ja / nein)
3.2.29)	bau_mplack	constraints: lack of manpower	
3.2.30)	dl_mplack	lack of manpower	
3.2.31)	han_mplack	lack of manpower	
3.2.32)	vg_mplack	lack of manpower	Arbeitskräftemangel
3.2.33)	bau_finan	constraints: financing	
3.2.34)	dl_finan	problems of financing	
3.2.35)	han_diffin	difficulties of financing	
3.2.36)	vg_diffin	difficulties of financing	Produktionsbehinderung durch Finanzierungsengpässe
3.2.37)	bau_ordlack	lack of orders	
3.2.38)	dl_lackdem	lack of demand	
3.2.39)	han_weakdem	weak demand	
3.2.40)	vg_ordlack	lack of orders	Auftragsmangel
3.2.41)	dl_lackroom	lack of room / buisness equipment	
3.2.42)	han_sclack	lack of spacial capacity	Raummangel
3.2.43)	dl_lacktec	lack of technical capacities	
3.2.44)	han equip	equipment	
3.2.45)	vg_techcap	technical capacity	Technische Kapazität
3.2.46)	bau_weathcon	constraints: weather conditions	
3.2.47)	dl_weather	weather	
3.2.48)	han_weather	unfavourable weather	
3.2.49)	vg_weather	weather conditions	Produktionsbehinderung durch Wetterlage
3.2.50)	bau_othrea	constraints: other reasons	
3.2.51)	dl_othrea	other reasons	
3.2.52)	han_othrea	other reasons	
3.2.53)	vg_othrea	other reasons	Sonstige Faktoren / Andere Ursachen
3.2.54)	bau_matlack	constraints: lack of material	
3.2.55)	han_diffsup	difficulties of supply	
3.2.56)	vg_matlack	lack of material	Materialknappheit
3.2.57)	bau_emp	employees	
3.2.58)	bau_empl	employees all together	
3.2.59)	dl_employlast	employees last 2-3 months	
3.2.60)	han_empl	employees	
3.2.61)	vg_empro2	employees in production	Produktionsbeschäftigte für XY
3.2.62)	bau_credit	credit allocation	
3.2.63)	han_credit	credit allocation	
3.2.64)	vg_credit	credit allocation	Kreditvergabe

### 3.3 Variables referring to future state

No.	Name	Label	German description
3.3.1)	bau_comexp	expected commercial operations	
3.3.2)	dl_expectbus	expected business situation for the next 6 months	
3.3.3)	han_comexp	business development	Geschäftsentwicklung
3.3.4)	han_questpercansw81	% to han_comexp more favourable	Antwort zu Variable han_comexp
3.3.5)	han_questpercansw82	% to han_comexp not changing	Antwort zu Variable han_comexp
3.3.6)	han_questpercansw83	% to han_comexp more unfavourable	Antwort zu Variable han_comexp
3.3.7)	vg_comexp	expected commercial operations	Erwartete Geschäftslage
3.3.8)	bau_conactfut	construction activity in 3 months	
3.3.9)	vg_proexp	expected production	Erwartete Inländische Produktionstätigkeit
3.3.10)	bau_exppr	expected prices	
3.3.11)	dl_pricenext	prices for the next 3 months	
3.3.12)	han_exppr	expected prices	
3.3.13)	han_questpercansw61	% to exppr increasing	Antwort zu Variable han_exppr
3.3.14)	han_questpercansw62	% to exppr not changing	Antwort zu Variable han_exppr

3.3.15)	han_questpercansw63	% to expr decreasing	Antwort zu Variable han_exppr
3.3.16)	vg_priceexp	expected domestic prices	Erwartete inländische Verkaufspreise
3.3.17)	bau_emplexp	expected employees	
3.3.18)	dl_employexp	expected employees for the next 2.3 months	
3.3.19)	han_emplexp	expected employees	
3.3.20)	vg_empl	employees 12 months	Erwartete Beschäftigtenanzahl
3.3.21)	vg_emplexp	expected lfo employees	Erwartete Entwicklung der Gesamtbeschäftigtenzahl durch Produktionsbehinderung durch Finanzierungsgpässe

### 3.4 Special questions

No.	Name	Label	
3.4.1)	bau_backconst	backlog of constructions	Überhang an Bauten
3.4.2)	bau_belope	borrowed equipment: number in % for longer period	Leihgeräte in Prozent, längerfristig
3.4.3)	bau_beper	borrowed equipment: number in %	Leihgeräte in Prozent
3.4.4)	bau_bes	borrowed equipment / subcontractors	Leihgeräte
3.4.5)	bau_besc	borrowed equipment / subcontractors: for lack of ca	Leihgeräte wegen Kapazitätsengpässen
3.4.6)	bau_bessw	borrowed equipment / subcontractors: special work	Leihgeräte wegen Spezialarbeiten
3.4.7)	bau_bewill	borrowed equipment: willingness	Neigung Leihgeräte anzumieten
3.4.8)	bau_bewilp	borrowed equipment: willingness for longer periods	Neigung Leihgeräte längerfristig anzumieten
3.4.9)	bau_cancord	cancellation of orders	Auslandsbau
3.4.10)	bau_cfc1	construction in foreign countries	Auslandsbau durch rechtlich selbständige Gesellschaften
3.4.11)	bau_cfcac	construction in foreign countries:associated company	Auslandsbau durch deutsche Stammfirma
3.4.12)	bau_cfcgh	construction in foreign countries:german headquarter	Auslandsbau durch Beteiligung an ortsansässigen Gesellschaften
3.4.13)	bau_cfcsh	construction in foreign countries:shareholding	Auftragsentwicklung in 2 Monaten
3.4.14)	bau_chord1	range of orders within next 2 months: complete	Auftragsentwicklung in 2 Monaten: sonstiger Tiefbau
3.4.15)	bau_chord2	range of orders within next 2 months:other civil engineering	Auftragsentwicklung in 2 Monaten: Öffentlicher Hochbau
3.4.16)	bau_chord3	range of orders within next 2 months:public civil engineering	Auftragsentwicklung in 2 Monaten: Gewerblicher Bau
3.4.17)	bau_chord4	range of orders within next 2 months:industrial civil engineering	Auftragsentwicklung in 2 Monaten: Wohnungsbau insgesamt
3.4.18)	bau_chord5	range of orders within next 2 months:domestic construction, complete	A. in 2 M.: Gebäude mit 3 oder mehr Wohnungen
3.4.19)	bau_chord6	range of orders within next 2 months: domesticconstruction: buildings of 3 or more	Auftragsentwicklung in 2 Monaten: Straßenbau
3.4.20)	bau_chord7	range of orders within next 2 months:road construction	Geschäftlage dieses Jahr im 3. Quartal
3.4.21)	bau_co1	medium-term expected commercial operations: 3. quarter	Geschäftlage dieses Jahr im 4. Quartal
3.4.22)	bau_co2	medium-term expected commercial operations: 4. quarter	Geschäftlage nächstes Jahr im 1. Quartal
3.4.23)	bau_co3	medium-term expected commercial operations: 1. quarter	Geschäftlage nächstes Jahr im 2. Quartal
3.4.24)	bau_co4	medium-term expected commercial operations: 2. quarter	Kreditvergabe
3.4.25)	bau_cvneg	changes in construction volume: negative changes	Veränderungen im Bauvolumen: Abnahme in %
3.4.26)	bau_cvno	changes in construction volume: no changes	Veränderungen im Bauvolumen
3.4.27)	bau_cvpos	changes in construction volume: positive changes in %	Veränderungen im Bauvolumen: Steigerung in %
3.4.28)	bau_cvpr_bdl	% of construction volume: by drawing lots (in general)	Anteil von Fachlosvergaben an Gesamtleistung des Vorjahres (insgesamt)
3.4.29)	bau_cvpr_gc	% of construction volume: as general contractor (in general)	Anteil von Tätigkeiten als Generalübernehmer an Gesamtleistung des Vorjahres (insgesamt)
3.4.30)	bau_cvpr_oth	% of construction volume: as other contractor (in general)	Anteil von sonstigen Tätigkeiten an Gesamtleistung des Vorjahres (insgesamt)
3.4.31)	bau_cvpr_pc	% of construction volume: as prime contractor (in general)	Anteil von Tätigkeiten als Generalunternehmer an Gesamtleistung des Vorjahres (insgesamt)
3.4.32)	bau_cvpr_sc	% of construction volume: as subcontractor (in general)	Anteil von Tätigkeiten als Subunternehmer an Gesamtleistung des Vorjahres (insgesamt)
3.4.33)	bau_cvpr_solec	% of construction volume: as sole contractor (in general)	Anteil von Tätigkeiten als Totalunternehmer an Gesamtleistung des Vorjahres (insgesamt)
3.4.34)	bau_cvpu_bdl	% of construction volume: by drawing lots (public clients)	Anteil von Fachlosvergaben an Gesamtleistung des Vorjahres (öffentl. Auftraggeber)
3.4.35)	bau_cvpu_gc	% of construction volume: as general contractor (public clients)	Anteil von Tätigkeiten als Generalübernehmer an Gesamtleistung des Vorjahres (öffentl. Auftraggeber)
3.4.36)	bau_cvpu_oth	% of construction volume: others (public clients)	Anteil von sonstigen Tätigkeiten an Gesamtleistung des Vorjahres (öffentl. Auftraggeber)
3.4.37)	bau_cvpu_pc	% of construction volume: as prime contractor (public clients)	Anteil von Tätigkeiten als Generalunternehmer an Gesamtleistung des Vorjahres (öffentl. Auftraggeber)
3.4.38)	bau_cvpu_sc	% of construction volume: as subcontractor (public clients)	Anteil von Tätigkeiten als Subunternehmer an Gesamtleistung des Vorjahres (öffentl. Auftraggeber)
3.4.39)	bau_cvpu_solec	% of construction volume: as sole contractor (public clients)	Anteil von Tätigkeiten als Totalunternehmer an Gesamtleistung des Vorjahres (öffentl. Auftraggeber)
3.4.40)	bau_decon	decline of construction activity	Rückgang der Bauaktivitäten wegen Betriebsurlaub
3.4.41)	bau_difil_ce	difficulties filling vacancies: construction engineer	Dauer bis Besetzung im Bauingenieurbereich
3.4.42)	bau_difil_cp	difficulties filling vacancies: commercial professions	Dauer bis Besetzung im gewerblichen Bereich
3.4.43)	bau_difil_mc	difficulties filling vacancies: managerial staff (commerce)	Dauer bis Besetzung bei gewerblichem Führungspersonal
3.4.44)	bau_difil_so	difficulties filling vacancies: sales occupation	Dauer bis Besetzung im kaufmännischen Bereich
3.4.45)	bau_difil_tc	difficulties filling vacancies: trainees (commerce)	Dauer bis Besetzung bei gewerblichen Auszubildenden
3.4.46)	bau_diflvac	difficulties filling vacancies	Probleme offene Stellen zu Besetzen
3.4.47)	bau_employ	employee	Angestellte insgesamt
3.4.48)	bau_equiput1	equipment utilization (civil engineering) in %	Angestellte insgesamt
3.4.49)	bau_fambus	family business	Familienunternehmen
3.4.50)	bau_flight_eur	importance of flight connections in Europe	Bedeutung von Flugverbindungen zu Zielen in Europa
3.4.51)	bau_flight_ger	importance of flight connections in Germany	Bedeutung von Flugverbindungen zu Zielen in Deutschland
3.4.52)	bau_flight_world	importance of flight connections worldwide	Bedeutung von Flugverbindungen zu Ziele weltweit
3.4.53)	bau_indwork	industrial worker	Gewerbliche Arbeitnehmer
3.4.54)	bau_inwo	industrial worker	Arbeiter
3.4.55)	bau_lackwo2	lack of work (comparison)	Arbeitsausfall druch Sommerurlaub im Vgl. zum letzten Jahr
3.4.56)	bau_lackwoper	number lack of work in %	Arbeitsausfall durch Sommerurlaub
3.4.57)	bau_latecomer	latecomer	Nachzügler

3.4.58)	bau_numwor	number of workers	Arbeiter
3.4.59)	bau_ovtim	overtime	Überstunden
3.4.60)	bau_ovtimper	overtime in %	Überstunden in Prozent
3.4.61)	bau_pcg_c_gen	We regularly act as prime/ general contractor (in general)	Regelmäßige Arbeit als Generalunter bzw. -übernehmer (allgemein)
3.4.62)	bau_pcg_c_pub	We regularly act as prime/ general contractor (public clients)	Regelmäßige Arbeit als Generalunter bzw. -übernehmer (öffentl. Auftraggeber)
3.4.63)	bau_phbr1	plant holidays: branches 1	Betriebsurlaub Niederlassung 1
3.4.64)	bau_phbr2	plant holidays: branches 2	Betriebsurlaub Niederlassung 2
3.4.65)	bau_phbr3	plant holidays: branches 3	Betriebsurlaub Niederlassung 3
3.4.66)	bau_phbr4	plant holidays: branches 4	Betriebsurlaub Niederlassung 4
3.4.67)	bau_phcaw	plant holidays: cessation of all work	Betriebsurlaub des gesamten Baubetriebs
3.4.68)	bau_phcwbr	plant holidays:cessation of work of singular branches	Betriebsurlaub für einzelne Niederlassungen
3.4.69)	bau_phdur	plant holidays: duration in weeks	Betriebsurlaub in Wochen
3.4.70)	bau_phintr	year of introduction of plant holidays	Einführungsjahr des Betriebsurlaubs
3.4.71)	bau_phm	plant holidays:month (labels valid until 12/2000, after)	Betriebsurlaub Monat / Juni
3.4.72)	bau_prcoco	prime costs covering	Erzielbare Baupreise
3.4.73)	bau_prob_l_pub	Are there problems regarding public procurement law (public clients)	Vergaberechtliche Probleme bei öffentlichen Auftraggebern
3.4.74)	bau_prop_gen	Propensity for placing orders with prime/ general contractors (in general)	Vergabe von Aufträgen als Generalunter-/übernehmer-Leistung (allgemein)
3.4.75)	bau_prop_pub	Propensity for placing orders with prime/ general contractors (public clients)	Vergabe von Aufträgen als Generalunter-/übernehmer-Leistung (öffentl. Auftraggeber)
3.4.76)	bau_prpa1	precast parts: utilization	Verwendung von Fertigteilen
3.4.77)	bau_prpacvm	precast parts:% of construction volumen at the moment	Fertigteile in % vom Bauwert
3.4.78)	bau_prpacvy	precast parts:% of construction volumen whole year	Fertigteile in % vom Bauwert im letzten Jahr
3.4.79)	bau_salvol1	sales volume in %: road construction	Umsatzanteil im Straßenbau
3.4.80)	bau_salvol2	sales volume in %: other civil engineering	Umsatzanteil im sonstigen Tiefbau
3.4.81)	bau_salvol3	sales volume in %: public civil engineering	Umsatzanteil im öffentlichen Hochbau
3.4.82)	bau_salvol4	sales volume in %: industrial civil engineering	Umsatzanteil im gewerblichen Bau
3.4.83)	bau_salvol5	sales volume in %: domestic construction	Umsatzanteil im Wohnungsbau insgesamt
3.4.84)	bau_salvol6	sales volume in %: buildings with 3 or more flats	Umsatzanteil im Häuserbau mit 3 oder mehr Wohnungen
3.4.85)	bau_salvol7	number of workers	Arbeiter
3.4.86)	bau_salvol8	employees all together	Angestellte insgesamt
3.4.87)	bau_sdbreach	special difficulties: breach of VOB-conditions	Verletzung der VOB-Bestimmungen
3.4.88)	bau_sdcc	special difficulties: constraints to construction	Baubehinderung
3.4.89)	bau_sdco	special difficulties: cancelation of order	Auftragsstornierungen
3.4.90)	bau_sdda	special difficulties: delay of final acceptance	Verzögerte Baubahnahme
3.4.91)	bau_sddp	special difficulties: defaulting payment	Säumige Zahlungsweise der Auftraggeber
3.4.92)	bau_sdlap	special difficulties: labor piracy of manpower	Abwerbung von Arbeitskräften
3.4.93)	bau_sdlap	special difficulties: accept the bid by the lowest price	Zuschlagserteilung auf das billigste Angebot
3.4.94)	bau_sdnopro	special difficulties: no severe problems	Keine größeren Probleme
3.4.95)	bau_seskivly	search for skilled workers vs. Last year	Suche nach Fachkräften verglichen mit dem Vorjahr
3.4.96)	bau_sper	subcontractors: % of sales volume	Umsatzanteil Subunternehmer
3.4.97)	bau_sphadis	sphere of action: % in same district	Umsatz im eigenen Landkreis
3.4.98)	bau_sphafc	sphere of action: % in foreign country	Umsatz im Ausland
3.4.99)	bau_sphaofs	sphere of action: % in other federal state	Umsatz in anderem Bundesland
3.4.100)	bau_sphasfs	sphere of action: % in same federal state	Umsatz im eigenen Bundesland
3.4.101)	bau_statill	status of employee's illness in %	Krankenstand
3.4.102)	bau_subannsal	subcontractor: % of annual sales	Umsatz Subunternehmer in Prozent zum eigenen Jahresumsatz
3.4.103)	bau_subdiv	subcontractor: % for other companies	Subunternehmerleistungen von sonstigen Unternehmen
3.4.104)	bau_subfor	% for foreign subcontractors	Leistungen ausländischer Subunternehmer
3.4.105)	bau_subfowo	subcontractor: % for formwork	Subunternehmerleistungen von Schalungsarbeiten / Gerüstbau
3.4.106)	bau_submain	subcontractor: % for main contract work	Subunternehmerleistungen des Bauhauptgewerbes
3.4.107)	bau_subreba	subcontractor: % for reinforcing bars	Subunternehmerleistungen von Biegen und Verlegen von Betonstahl
3.4.108)	bau_subtrans	subcontractor: % for transport company	Subunternehmerleistungen von Transportunternehmen
3.4.109)	bau_subupgr	subcontractor: % for upgrading work	Subunternehmerleistungen des Ausbaugewerbes
3.4.110)	bau_swil	subcontractors: willingness	Vergabe von Spezialarbeiten an Subunternehmer
3.4.111)	bau_swil1	subcontractors: willingness	Vergabe von Spezialarbeiten an Subunternehmer
3.4.112)	bau_undcons	% of undocumented constructions	Statistisch noch nicht erfasste Bauten
3.4.113)	bau_vaclhy	vacancies during last 6 months	Offene Stellen während der letzten 6 Monate
3.4.114)	bau_vaclhy_ce	vacancies during last 6 months: construction engineer	Offene Stellen im Bereich: Bauingenieur
3.4.115)	bau_vaclhy_cp	vacancies during last 6 months: commercial professions	Offene Stellen im Bereich: gewerbliche Berufe
3.4.116)	bau_vaclhy_mc	vacancies during last 6 months: managerial staff (commerce)	Offene Stellen im Bereich: gewerbliches Führungspersonal
3.4.117)	bau_vaclhy_so	vacancies during last 6 months: sales occupation	Offene Stellen im Bereich: kaufmännische Berufe
3.4.118)	bau_vaclhy_tc	vacancies during last 6 months: trainees (commerce)	Offene Stellen im Bereich: gewerbliche Auszubildende
3.4.119)	bau_vacrepefa	% of vacancies reported to federal employment agency	% offener Stellen, die der Bundesagentur für Arbeit gemeldet wurden
3.4.120)	bau_westeast	western eastern	Unterscheidet zwischen West- und Osterhebung
3.4.121)	bau_wh1	working hours: payment of overtime	Bezahlung zusätzlicher Stunden
3.4.122)	bau_wh2	working hours: development	Entwicklung zusätzlich bezahlter Stunden
3.4.123)	bau_wh3	working hours: number in t-1	Zusätzlich bezahlte Stunden in t-1
3.4.124)	bau_wh4	working hours: number in t-2	Zusätzlich bezahlte Stunden in t-2
3.4.125)	bau_witilo	wintertime: lack of orders	Winterbau: Mangel an Aufträgen
3.4.126)	bau_witipw	wintertime: preference of workers	Winterbau: Präferenzen der Arbeiter
3.4.127)	bau_witirc	wintertime: reasons of construction	Winterbau: baubetriebliche Gründe
3.4.128)	bau_witioth	wintertime: work through	Winterbau
3.4.129)	dl_busvolqu	business volume last 3 months	Entwicklung der Geschäftslage in den letzten 3 Monaten
3.4.130)	dl_demandexp	expected demand / sales volume for the next 2-3 months	Erwartete Entwicklung von Nachfrage/Umsatz in den nächsten 2-3 Monaten
3.4.131)	dl_fambus	family business	Familienunternehmen
3.4.132)	dl_invest	investment versus previous year	Entwicklung der Investitionen im vergangenen Zeitraum
3.4.133)	dl_investexp	investment expectations	Investitionserwartungen für das laufende/kommende Jahr
3.4.134)	dl_kap1	potential of existing capacity	Potential der vorhandenen Kapazitäten
3.4.135)	dl_kap2	potential capacity expansion in %	Potential der vorhandenen Kapazitäten in %
3.4.136)	dl_minim1	minimum wage q1	Mindestlohn Frage 1

3.4.137)	dl_minim2	minimum wage q2	Mindestlohn Frage 2
3.4.138)	dl_minim3	minimum wage q3	Mindestlohn Frage 3
3.4.139)	dl_minim4	minimum wage q4	Mindestlohn Frage 4
3.4.140)	dl_minim5	minimum wage q5	Mindestlohn Frage 5
3.4.141)	dl_minim6	minimum wage q6	Mindestlohn Frage 6
3.4.142)	dl_minim7	minimum wage q7	Mindestlohn Frage 7
3.4.143)	dl_minim8	minimum wage q8	Mindestlohn Frage 8
3.4.144)	dl_size	size range	Größenklasse
3.4.145)	dl_size_employees	size of employees	Beschäftigtengrößenklasse
3.4.146)	dl_size_turnover	size of turnover	Umsatzgrößenklasse
3.4.147)	han_busvolm	business volume versus previous month	Umsatz im Vergleich zum Vormonat
3.4.148)	han_fairhx	exhibitor at an international specialized fair	Aussteller auf einer internationalen Fachmesse
3.4.149)	han_fairhx_e	exhibitor at an international specialized fair in a foreign European country	Aussteller auf einer internationalen Fachmesse im europäischen Ausland
3.4.150)	han_fairhx_g	exhibitor at an international specialized fair in Germany	Aussteller auf einer internationalen Fachmesse in Deutschland
3.4.151)	han_fairhx_ne	exhibitor at an international specialized fair in a country outside Europe	Aussteller auf einer internationalen Fachmesse im außereuropäischen Ausland
3.4.152)	han_fairhxexp	exhibitor at an international specialized fair during next 2-3 years	Aussteller auf einer internationalen Fachmesse in den nächsten 2-3 Jahren
3.4.153)	han_fairhxexp_e	exhibitor at an international specialized fair in a foreign European country during next 2-3 years	Aussteller auf einer internationalen Fachmesse im europäischen Ausland in den nächsten 2-3 Jahren
3.4.154)	han_fairhxexp_g	exhibitor at an international specialized fair in Germany during next 2-3 years	Aussteller auf einer internationalen Fachmesse in Deutschland in den nächsten 2-3 Jahren
3.4.155)	han_fairhxexp_ne	exhibitor at an international specialized fair in a country outside Europe during next 2-3 years	Aussteller auf einer internationalen Fachmesse im außereuropäischen Ausland in den nächsten 2-3 Jahren
3.4.156)	han_fambus	family business	Familienunternehmen
3.4.157)	han_flight_eur	importance of flight connections in Europe	Wichtigkeit einer Flugverbindung in Europa
3.4.158)	han_flight_ger	importance of flight connections in Germany	Wichtigkeit einer Flugverbindung in Deutschland
3.4.159)	han_flight_world	importance of flight connections worldwide	Wichtigkeit einer Flugverbindung weltweit
3.4.160)	han_id2	identification number (part2)	2. Teil der Kennnummer
3.4.161)	han_id3	identification number (part3)	3. Teil der Kennnummer
3.4.162)	han_latecomer	N=latecomer	Nachzügler
3.4.163)	han_minim1	minimum wage q1	Mindestlohn Frage 1
3.4.164)	han_minim2	minimum wage q2	Mindestlohn Frage 2
3.4.165)	han_minim3	minimum wage q3	Mindestlohn Frage 3
3.4.166)	han_minim4	minimum wage q4	Mindestlohn Frage 4
3.4.167)	han_minim5	minimum wage q5	Mindestlohn Frage 5
3.4.168)	han_minim6	minimum wage q6	Mindestlohn Frage 6
3.4.169)	han_minim7	minimum wage q7	Mindestlohn Frage 7
3.4.170)	han_minim8	minimum wage q8	Mindestlohn Frage 8
3.4.171)	han_questpercansw31	% to busvolm higher	Prozent der Warenhäuser, deren Umsatz "höher" als im Vormonat ist
3.4.172)	han_questpercansw32	% to busvolm as high as last year	Prozent der Warenhäuser, deren Umsatz "etwa gleich hoch" als im Vormonat ist
3.4.173)	han_questpercansw33	% to busvolm lower	Prozent der Warenhäuser, deren Umsatz "geringer" als im Vormonat ist
3.4.174)	han_totu	total turnover	Gesamtumsatz
3.4.175)	han_weight	weight	Gewichtung
3.4.176)	han_westeast	western eastern	Unterscheidung zwischen West- und Osterhebung
3.4.177)	vg_bastlack	lack of back staff	Mangel an Hilfskräften
3.4.178)	vg_comexp_sl	expected commercial (VAS)	Erwartete Geschäftslage (VAS)
3.4.179)	vg_compos1	national competitive position	Wettbewerbsposition Inland
3.4.180)	vg_compos2	EU competitive position	Wettbewerbsposition innerhalb der EU
3.4.181)	vg_compos3	competitive position abroad	Wettbewerbsposition außerhalb der EU
3.4.182)	vg_csal_lq	percentage change of sales in field xy - last quarter	Umsatzveränderung im letzten Quartal in Bereich XY
3.4.183)	vg_csal_lq_v	values: percentage change of sales in field xy - last quarter	Wertangaben: Umsatzveränderung im letzten Quartal in Bereich XY
3.4.184)	vg_csal_nqac	average case//percentage change of sales in field xy - next quarter	Umsatzveränderung im nächsten Quartal in Bereich XY (average case)
3.4.185)	vg_csal_nqac_v	values: average case//percentage change of sales in field xy - next quarter	Wertangabe: Umsatzveränderung im nächsten Quartal in Bereich XY (average case)
3.4.186)	vg_csal_nqbc	best case//percentage change of sales in field xy - next quarter	Umsatzveränderung im nächsten Quartal in Bereich XY (best case)
3.4.187)	vg_csal_nqbc_v	values: best case//percentage change of sales in field xy - next quarter	Wertangabe: Umsatzveränderung im nächsten Quartal in Bereich XY (best case)
3.4.188)	vg_csal_nqwc	worst case//percentage change of sales in field xy - next quarter	Umsatzveränderung im nächsten Quartal in Bereich XY (worst case)
3.4.189)	vg_csal_nqwc_v	values: worst case//percentage change of sales in field xy - next quarter	Wertangabe: Umsatzveränderung im nächsten Quartal in Bereich XY (worst case)
3.4.190)	vg_diffsup1	difficulties of supply	Versorgungsschwierigkeiten
3.4.191)	vg_diffsup2	difficulties of supply	Versorgungsschwierigkeiten
3.4.192)	vg_einf_inno	expected influence of climate change on innovations	Erwartete Auswirkungen des Klimawandels auf den Bereich Innovation
3.4.193)	vg_einf_log	expected influence of climate change on personnel	Erwartete Auswirkungen des Klimawandels auf den Bereich Logistik
3.4.194)	vg_einf_pers	expected influence of climate change on logistics	Erwartete Auswirkungen des Klimawandels auf den Bereich Personal
3.4.195)	vg_einf_prod	expected influence of climate change on production	Erwartete Auswirkungen des Klimawandels auf den Bereich Produktion
3.4.196)	vg_einf_pur	expected influence of climate change on purchases	Erwartete Auswirkungen des Klimawandels auf den Bereich Einkauf
3.4.197)	vg_einf_sal	expected influence of climate change on sales	Erwartete Auswirkungen des Klimawandels auf den Bereich Absatz
3.4.198)	vg_einf_wast	expected influence of climate change on waste management	Erwartete Auswirkungen des Klimawandels auf den Bereich Entsorgung
3.4.199)	vg_empldec	decrease of employees in %	Abnahme der Beschäftigten in % für die Produktion von XY
3.4.200)	vg_emplinc	increase of employees in %	Zunahme der Beschäftigten in % für die Produktion von XY
3.4.201)	vg_emppro	employees	Im Unternehmen beschäftigte Personen
3.4.202)	vg_expexp	expected export trade	Erwarteter Exporthandel
3.4.203)	vg_fairhx	exhibitor at an international specialized fair	Aussteller auf einer internationalen Fachmesse
3.4.204)	vg_fairhx_e	exhibitor at an international specialized fair in a foreign European country	Aussteller auf einer internationalen Fachmesse im europäischen Ausland
3.4.205)	vg_fairhx_g	exhibitor at an international specialized fair in Germany	Aussteller auf einer internationalen Fachmesse in Deutschland
3.4.206)	vg_fairhx_ne	exhibitor at an international specialized fair in a country outside Europe	Aussteller auf einer internationalen Fachmesse im außereuropäischen Ausland
3.4.207)	vg_fairhxexp	exhibitor at an international specialized fair during next 2-3 years	Aussteller auf einer internationalen Fachmesse in den nächsten 2-3 Jahren
3.4.208)	vg_fairhxexp_e	exhibitor at an international specialized fair in a foreign European country during next 2-3 years	Aussteller auf einer internationalen Fachmesse im europäischen Ausland in den nächsten 2-3 Jahren
3.4.209)	vg_fairhxexp_g	exhibitor at an international specialized fair in Germany during next 2-3 years	Aussteller auf einer internationalen Fachmesse in Deutschland in den nächsten 2-3 Jahren

3.4.210)	vg_fairhexp_ne	exhibitor at an international specialized fair in a country outside Europe during next 2-3 years	Aussteller auf einer internationalen Fachmesse im außereuropäischen Ausland in den nächsten 2-3 Jahren
3.4.211)	vg_fambus	family business	Familienunternehmen
3.4.212)	vg_fest	feedstock	Rohstoff- und Vormaterialbestände
3.4.213)	vg_festwe	feedstock in weeks	Rohstoff- und Vormaterialbestände in Wochen
3.4.214)	vg_fincohi	high costs of financing	Hohe Finanzierungskosten
3.4.215)	vg_fincolow	low costs of financing	Niedrige Finanzierungskosten
3.4.216)	vg_flight_eur	importance of flight connections in Europe	Bedeutung von Flugverbindungen zu Zielen in Europa
3.4.217)	vg_flight_ger	importance of flight connections in Germany	Bedeutung von Flugverbindungen zu Zielen in Deutschland
3.4.218)	vg_flight_world	importance of flight connections worldwide	Bedeutung von Flugverbindungen zu Zielen weltweit
3.4.219)	vg_foreord	foreign orders (appraisal)	Bestand an Auslandsaufträgen
3.4.220)	vg_hcount	headcount	Entwicklung des Personalbestands
3.4.221)	vg_inf_cold	influence of cold waves on value added	Auswirkung von Kältewellen (inkl. Eis & Schnee) auf die Wertschöpfung
3.4.222)	vg_inf_drou	influence of drought on value added	Auswirkung von Trockenheit auf die Wertschöpfung
3.4.223)	vg_inf_heat	influence of heatwaves on value added	Auswirkung von Hitzewellen auf die Wertschöpfung
3.4.224)	vg_inf_rain	influence of heavy rainfall on value added	Auswirkung von Starkniederschlag auf die Wertschöpfung
3.4.225)	vg_inf_storm	influence of storms on value added	Auswirkung von Stürmen auf die Wertschöpfung
3.4.226)	vg_j1	Japan crisis q1	Japankrise Frage1
3.4.227)	vg_j2	Japan crisis q2	Japankrise Frage2
3.4.228)	vg_j3	Japan crisis q3	Japankrise Frage3
3.4.229)	vg_j4	Japan crisis q4	Japankrise Frage4
3.4.230)	vg_j5	Japan crisis q5	Japankrise Frage5
3.4.231)	vg_j6	Japan crisis q6	Japankrise Frage6
3.4.232)	vg_latecomer	latecomer	Nachzügler
3.4.233)	vg_loss_cat	return on sales: loss (category)	Jahresverlust (Kategorie)
3.4.234)	vg_minim1	minimum wage q1	Mindestlohn Frage 1
3.4.235)	vg_minim2	minimum wage q2	Mindestlohn Frage 2
3.4.236)	vg_minim3	minimum wage q3	Mindestlohn Frage 3
3.4.237)	vg_minim4	minimum wage q4	Mindestlohn Frage 4
3.4.238)	vg_minim5	minimum wage q5	Mindestlohn Frage 5
3.4.239)	vg_minim6	minimum wage q6	Mindestlohn Frage 6
3.4.240)	vg_minim7	minimum wage q7	Mindestlohn Frage 7
3.4.241)	vg_minim8	minimum wage q8	Mindestlohn Frage 8
3.4.242)	vg_ovtime	overtime	Überstunden
3.4.243)	vg_ovtimemo	overtime more than customary	Mehr Überstunden als betriebsüblich
3.4.244)	vg_pricedec	price decrease	Preisrückgänge
3.4.245)	vg_priceinc	increase in price	Preiserhöhung
3.4.246)	vg_proenl	enlargement of production	Produktionserweiterung
3.4.247)	vg_proexpen	product too expensive	Produkte zu teuer
3.4.248)	vg_prof	profit situation	Ertragsituation derzeit
3.4.249)	vg_profch	change of profit situation	Ertragsituation gegenüber dem Vorquartal
3.4.250)	vg_propro	program of products	Produktprogramm
3.4.251)	vg_proqual	quality of products	Produktqualität
3.4.252)	vg_prored	reduction of production	Produktionsabschwächung
3.4.253)	vg_psaldec	probability of sales decrease - next quarter	Wahrscheinlichkeit eines sinkenden Umsatzes im nächsten Quartal
3.4.254)	vg_psaldec_max	upper bound: probability of sales decrease - next quarter	Angegebene Obergrenze: Wahrscheinlichkeit eines sinkenden Umsatzes im nächsten Quartal
3.4.255)	vg_psaldec_min	lower bound: probability of sales decrease - next quarter	Angegebene Untergrenze: Wahrscheinlichkeit eines sinkenden Umsatzes im nächsten Quartal
3.4.256)	vg_psaldec_sv	single value: probability of sales decrease - next quarter	Einzelwert: Wahrscheinlichkeit eines sinkenden Umsatzes im nächsten Quartal
3.4.257)	vg_psalinc	probability of sales increase - next quarter	Wahrscheinlichkeit eines steigenden Umsatzes im nächsten Quartal
3.4.258)	vg_psalinc_max	upper bound: probability of sales increase - next quarter	Angegebene Obergrenze: Wahrscheinlichkeit eines steigenden Umsatzes im nächsten Quartal
3.4.259)	vg_psalinc_min	lower bound: probability of sales increase - next quarter	Angegebene Untergrenze: Wahrscheinlichkeit eines steigenden Umsatzes im nächsten Quartal
3.4.260)	vg_psalinc_sv	single value: probability of sales increase - next quarter	Einzelwert: Wahrscheinlichkeit eines steigenden Umsatzes im nächsten Quartal
3.4.261)	vg_psalstead	probability of steady sales - next quarter	Wahrscheinlichkeit eines gleichbleibenden Umsatzes im nächsten Quartal
3.4.262)	vg_psalstead_max	upper bound: probability of steady sales - next quarter	Angegebene Obergrenze: Wahrscheinlichkeit eines gleichbleibenden Umsatzes im nächsten Quartal
3.4.263)	vg_psalstead_min	lower bound: probability of steady sales - next quarter	Angegebene Untergrenze: Wahrscheinlichkeit eines gleichbleibenden Umsatzes im nächsten Quartal
3.4.264)	vg_psalstead_sv	single value: probability of steady sales - next quarter	Einzelwert: Wahrscheinlichkeit eines gleichbleibenden Umsatzes im nächsten Quartal
3.4.265)	vg_ranord2	range of orders in months (end of prev. month)	Reichweite der Auftragsbestände in Monaten
3.4.266)	vg_ros_loss	return on sales: loss	Jahresverlust
3.4.267)	vg_ros_surp	return on sales: surplus	Jahresüberschuss
3.4.268)	vg_russia1	Russia/Ukraine conflict q1	Russland/Ukraine-Konflikt Frage 1
3.4.269)	vg_russia2	Russia/Ukraine conflict q2	Russland/Ukraine-Konflikt Frage 2
3.4.270)	vg_russia3	Russia/Ukraine conflict q3	Russland/Ukraine-Konflikt Frage 3
3.4.271)	vg_russia4	Russia/Ukraine conflict q4	Russland/Ukraine-Konflikt Frage 4
3.4.272)	vg_russia5	Russia/Ukraine conflict q5	Russland/Ukraine-Konflikt Frage 5
3.4.273)	vg_russia6	Russia/Ukraine conflict q6	Russland/Ukraine-Konflikt Frage 6
3.4.274)	vg_russia7	Russia/Ukraine conflict q7	Russland/Ukraine-Konflikt Frage 7
3.4.275)	vg_russia8	Russia/Ukraine conflict q8	Russland/Ukraine-Konflikt Frage 8
3.4.276)	vg_salesexp	sales expectancy	Erwarteter Umsatz
3.4.277)	vg_skellack	lack of skilled employees	Mangel an Fachkräften
3.4.278)	vg_statebus_sl	state of business (VAS)	Beurteilung der Geschäftslage (VAS)
3.4.279)	vg_stinwe	stock of inventories in weeks	Fertigwarenbestände in Wochen
3.4.280)	vg_strength	strengthening	Verstärkte Produktion
3.4.281)	vg_stwork	short-time work	Kurzarbeit
3.4.282)	vg_stworkexp	expected short-time work	Erwartete Kurzarbeit
3.4.283)	vg_surp_cat	return on sales: surplus (category)	Jahresüberschuss (Kategorie)
3.4.284)	vg_uticapap	capacity utilization (appraisal)	Beurteilung der technischen Kapazität
3.4.285)	vg_weaken	weakening	Abschwächung
3.4.286)	vg_weight	weight	Gewichtung



## 1. Identification variables

The following descriptions contain only those identification variables with special features such as unusual time spans or parameter values.

No.	Name of variable	Label	Survey period	Survey frequency
1.7)	fedstaifo	federal state (lfo-code)	West since 01/1980 East since 01/1991	Monthly survey Monthly survey

### Parameter values

Parameter values										Further information						
1 "[01] Berlin West"	2 "[02] Schleswig-Holstein"	3 "[03] Hamburg"	4 "[04] Bremen"	5 "[05] Lower Saxony"	6 "[06] North Rhine-Westphalia"	7 "[07] Rhineland-Palatinate"	8 "[08] Hesse"	9 "[09] Baden-Wuerttemberg"	10 "[10] Bavaria"	11 "[11] Saarland"	12 "[12] Mecklenburg-Western Pomerania"	13 "[13] Brandenburg (incl. Berlin East)"	14 "[14] Saxony-Anhalt"	15 "[15] Saxony"	16 "[16] Thuringia"	Federal state according to lfo-Code
<b>Time span of variable</b>																
1980	1981	1982	1983	1984	1985	1986	1987	1988	1989							
<b>WEST</b>																
1990	1991	1992	1993	1994	1995	1996	1997	1998	1999							
<b>WEST</b>										<b>EAST</b>						
2000	2001	2002	2003	2004	2005	2006	2007	2008	2009							
<b>WEST</b>										<b>EAST</b>						
2010	2011	2012	2013	2014	2015	2016	2017	2018	2019							
<b>WEST</b>										<b>EAST</b>						



No.	Name of variable	Label	Survey period	Survey frequency
1.41)	online	online	West since 06/2002 East since 06/2002	Monthly survey Monthly survey

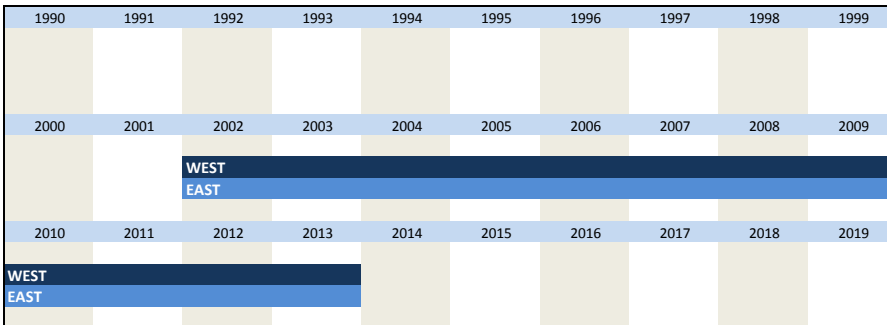
Parameter values

- [0] paper
- [1] fax
- [2] online
- [3] continuous textmail
- [4] pdf-mail
- [5] manual collected

Further information

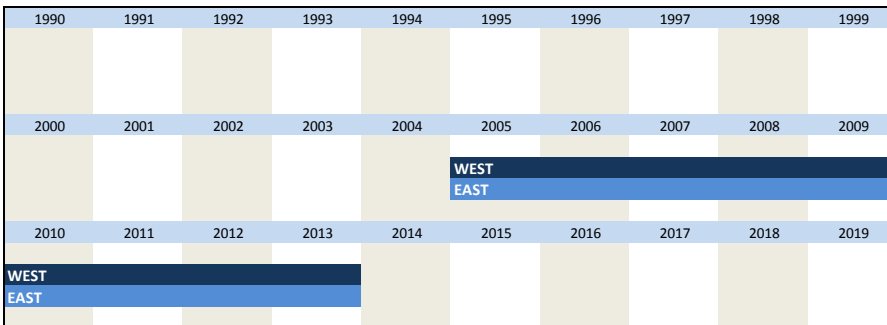
Describes the medium used for data collection

Time span of variable



No.	Name of variable	Label	Survey period	Survey frequency
1.42)	participation_date	participation date	West since 01/2005 East since 01/2005	Monthly survey Monthly survey

Time span of variable

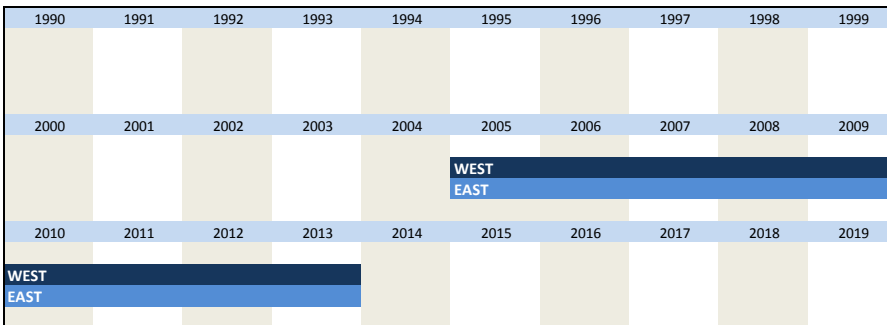


Further information

Only refers to those participants, who answered online

No.	Name of variable	Label	Survey period	Survey frequency
1.43)	participation_hour	participation hour	West since 01/2005 East since 01/2005	Monthly survey Monthly survey

Time span of variable



Further information

Only refers to those participants, who answered online

No.	Name of variable	Label	Survey period	Survey frequency
1.44)	participation_status	participation status	West since 01/2005 East since 01/2005	Monthly survey Monthly survey

Parameter values

[1] finished [2] reworked [3] completed [4] psaved	<b>Further information</b>  Only refers to those participants, who answered online																																																																																
<b>Time span of variable</b>																																																																																	
<table border="1"> <thead> <tr> <th>1990</th><th>1991</th><th>1992</th><th>1993</th><th>1994</th><th>1995</th><th>1996</th><th>1997</th><th>1998</th><th>1999</th> </tr> </thead> <tbody> <tr> <td></td><td></td><td></td><td></td><td></td><td></td><td></td><td></td><td></td><td></td> </tr> <tr> <td>2000</td><td>2001</td><td>2002</td><td>2003</td><td>2004</td><td>2005</td><td>2006</td><td>2007</td><td>2008</td><td>2009</td> </tr> <tr> <td></td><td></td><td></td><td></td><td></td><td>WEST</td><td></td><td></td><td></td><td></td> </tr> <tr> <td></td><td></td><td></td><td></td><td></td><td>EAST</td><td></td><td></td><td></td><td></td> </tr> <tr> <td>2010</td><td>2011</td><td>2012</td><td>2013</td><td>2014</td><td>2015</td><td>2016</td><td>2017</td><td>2018</td><td>2019</td> </tr> <tr> <td>WEST</td><td></td><td></td><td></td><td></td><td></td><td></td><td></td><td></td><td></td> </tr> <tr> <td>EAST</td><td></td><td></td><td></td><td></td><td></td><td></td><td></td><td></td><td></td> </tr> </tbody> </table>	1990	1991	1992	1993	1994	1995	1996	1997	1998	1999											2000	2001	2002	2003	2004	2005	2006	2007	2008	2009						WEST										EAST					2010	2011	2012	2013	2014	2015	2016	2017	2018	2019	WEST										EAST										
1990	1991	1992	1993	1994	1995	1996	1997	1998	1999																																																																								
2000	2001	2002	2003	2004	2005	2006	2007	2008	2009																																																																								
					WEST																																																																												
					EAST																																																																												
2010	2011	2012	2013	2014	2015	2016	2017	2018	2019																																																																								
WEST																																																																																	
EAST																																																																																	

No.	Name of variable	Label	Survey period	Survey frequency
1.45)	survey_end	survey end	West since 01/2005 East since 01/2005	Monthly survey Monthly survey

Time span of variable

<table border="1"> <thead> <tr> <th>1990</th><th>1991</th><th>1992</th><th>1993</th><th>1994</th><th>1995</th><th>1996</th><th>1997</th><th>1998</th><th>1999</th> </tr> </thead> <tbody> <tr> <td></td><td></td><td></td><td></td><td></td><td></td><td></td><td></td><td></td><td></td> </tr> <tr> <td>2000</td><td>2001</td><td>2002</td><td>2003</td><td>2004</td><td>2005</td><td>2006</td><td>2007</td><td>2008</td><td>2009</td> </tr> <tr> <td></td><td></td><td></td><td></td><td></td><td>WEST</td><td></td><td></td><td></td><td></td> </tr> <tr> <td></td><td></td><td></td><td></td><td></td><td>EAST</td><td></td><td></td><td></td><td></td> </tr> <tr> <td>2010</td><td>2011</td><td>2012</td><td>2013</td><td>2014</td><td>2015</td><td>2016</td><td>2017</td><td>2018</td><td>2019</td> </tr> <tr> <td>WEST</td><td></td><td></td><td></td><td></td><td></td><td></td><td></td><td></td><td></td> </tr> <tr> <td>EAST</td><td></td><td></td><td></td><td></td><td></td><td></td><td></td><td></td><td></td> </tr> </tbody> </table>	1990	1991	1992	1993	1994	1995	1996	1997	1998	1999											2000	2001	2002	2003	2004	2005	2006	2007	2008	2009						WEST										EAST					2010	2011	2012	2013	2014	2015	2016	2017	2018	2019	WEST										EAST										<b>Further information</b>  Only refers to those participants, who answered online
1990	1991	1992	1993	1994	1995	1996	1997	1998	1999																																																																								
2000	2001	2002	2003	2004	2005	2006	2007	2008	2009																																																																								
					WEST																																																																												
					EAST																																																																												
2010	2011	2012	2013	2014	2015	2016	2017	2018	2019																																																																								
WEST																																																																																	
EAST																																																																																	

No.	Name of variable	Label	Survey period	Survey frequency
1.47)	survey_start	survey start	West since 01/2005 East since 01/2005	Monthly survey Monthly survey

Time span of variable

<table border="1"> <thead> <tr> <th>1990</th><th>1991</th><th>1992</th><th>1993</th><th>1994</th><th>1995</th><th>1996</th><th>1997</th><th>1998</th><th>1999</th> </tr> </thead> <tbody> <tr> <td></td><td></td><td></td><td></td><td></td><td></td><td></td><td></td><td></td><td></td> </tr> <tr> <td>2000</td><td>2001</td><td>2002</td><td>2003</td><td>2004</td><td>2005</td><td>2006</td><td>2007</td><td>2008</td><td>2009</td> </tr> <tr> <td></td><td></td><td></td><td></td><td></td><td>WEST</td><td></td><td></td><td></td><td></td> </tr> <tr> <td></td><td></td><td></td><td></td><td></td><td>EAST</td><td></td><td></td><td></td><td></td> </tr> <tr> <td>2010</td><td>2011</td><td>2012</td><td>2013</td><td>2014</td><td>2015</td><td>2016</td><td>2017</td><td>2018</td><td>2019</td> </tr> <tr> <td>WEST</td><td></td><td></td><td></td><td></td><td></td><td></td><td></td><td></td><td></td> </tr> <tr> <td>EAST</td><td></td><td></td><td></td><td></td><td></td><td></td><td></td><td></td><td></td> </tr> </tbody> </table>	1990	1991	1992	1993	1994	1995	1996	1997	1998	1999											2000	2001	2002	2003	2004	2005	2006	2007	2008	2009						WEST										EAST					2010	2011	2012	2013	2014	2015	2016	2017	2018	2019	WEST										EAST										<b>Further information</b>  Only refers to those participants, who answered online
1990	1991	1992	1993	1994	1995	1996	1997	1998	1999																																																																								
2000	2001	2002	2003	2004	2005	2006	2007	2008	2009																																																																								
					WEST																																																																												
					EAST																																																																												
2010	2011	2012	2013	2014	2015	2016	2017	2018	2019																																																																								
WEST																																																																																	
EAST																																																																																	

## 2. Balance-sheet and income statement variables

Survey period	Survey frequency
1987 - 2012	Annual survey

### Timespan of variable

1980	1981	1982	1983	1984	1985	1986	1987	1988	1989	Further information
										Information stated in Euro. If original database is Amadeus. Variable values are rounded (TEUR)  Data does not capture whether respective companies are located in East or West Germany
1990	1991	1992	1993	1994	1995	1996	1997	1998	1999	
2000	2001	2002	2003	2004	2005	2006	2007	2008	2009	
2010	2011	2012	2013	2014	2015	2016	2017	2018	2019	

## 3. Variables of Ifo Business Survey

### 3.1 Variables referring to the past state

No.	Name of variable	Label	Survey period	Survey frequency
3.1.1)	dl_demandlast	demand/sales last month versus same month of previous year	West since 10/2004 East since 10/2004	Monthly survey Monthly survey

### Wording of question

From 10/2004 to 04/2009	Further information
<p><b>Information about your own business (inland)</b>  <b>Present state of business</b> (appraisal and developments)</p> <p>The <b>demand*</b> resp. our <b>sales*</b> during the <b>past</b> month has resp. have</p> <p>[1]increased                      [2]not changed                      [3]decreased</p> <p>as compared to the same month one year ago.</p>	* including demand and sales abroad
<p>Since 05/2009</p> <p><b>Information about your own business (inland)</b>  <b>Present state of business</b> (appraisal and developments)</p> <p>The <b>demand*</b> resp. our <b>sales</b> during the <b>previous</b> month has resp. have</p> <p>[1]increased                      [2]not changed                      [3]decreased</p> <p>as compared to the same month one year ago.</p>	

### Timespan of variable

1990	1991	1992	1993	1994	1995	1996	1997	1998	1999
2000	2001	2002	2003	2004	2005	2006	2007	2008	2009
				WEST					
				EAST					
2010	2011	2012	2013	2014	2015	2016	2017	2018	2019
WEST									
EAST									

--	--	--	--	--	--

No.	Name of variable	Label	Survey period	Survey frequency
3.1.2)	han_busvoly	business volume versus previous year	West since 01/1990 East since 01/1992	Monthly survey Monthly survey

**Wording of question**

<p>From 01/1990 to 11/2001</p> <p><b>Appraisal and developments in the reporting month</b> As compared to the same month of the previous year our sales were</p> <p style="text-align: center;"> <span style="margin-right: 100px;">higher [1]</span> <span style="margin-right: 50px;">as high as last year [2]</span> <span>lower [3]</span> </p>	<p><b>Further information</b></p> <p>*01/2002 und 02/2002</p> <p><b>Current situation / emerging trends</b></p> <p>West from 01/1990 to 01/2006</p> <p>[9] = Percentage share of stores giving respective answers. All answers of the stores are summed up and expressed as percentage.</p> <p>Example:</p> <p>3.1.3) han_questpercansw21 [50] 3.1.4) han_questpercansw22 [30] 3.1.5) han_questpercansw23 [20]</p> <p>That means, 50% of stores answered the question with "higher", 30% of stores answered the question with "as high as last year" and 20% of stores answered the question with "lower"</p>
<p>Since 01/2002</p> <p><b>Current situation*</b> As compared to the same month of the previous year our sales during the past month were Unser Umsatz war im abgelaufenen Monat gegenüber dem gleichen Monat des Vorjahres</p> <p style="text-align: center;"> <span style="margin-right: 100px;">higher [1]</span> <span style="margin-right: 50px;">as high as last year [2]</span> <span>lower [3]</span> </p>	

**Timespan of variable**

1990	1991	1992	1993	1994	1995	1996	1997	1998	1999
WEST									
		EAST							
2000	2001	2002	2003	2004	2005	2006	2007	2008	2009
WEST									
EAST									
2010	2011	2012	2013	2014	2015	2016	2017	2018	2019
WEST									
EAST									

No.	Name of variable	Label	Survey period	Survey frequency
3.1.3)	han_questpercansw21	% to busvoly higher	West from 01/1990 to 01/2006	Monthly survey

**Timespan of variable**

1990	1991	1992	1993	1994	1995	1996	1997	1998	1999
WEST									
2000	2001	2002	2003	2004	2005	2006	2007	2008	2009
WEST									
2010	2011	2012	2013	2014	2015	2016	2017	2018	2019

<p><b>Further information</b></p> <p>Percentage of the stores whose sales in the last month were "higher" compared to the same month of the previous year</p> <p>See 3.1.2) han_busvoly</p>
---

No.	Name of variable	Label	Survey period	Survey frequency
3.1.4)	han_questpercansw22	% to busvoly as high as last year	West from 01/1990 to 01/2006	Monthly survey

**Timespan of variable**

1990	1991	1992	1993	1994	1995	1996	1997	1998	1999
WEST									
2000	2001	2002	2003	2004	2005	2006	2007	2008	2009
WEST									

<p><b>Further information</b></p> <p>Percentage of the stores whose sales in the last month were "as high as last year".</p> <p>See 3.1.2) han_busvoly</p>
--

2010	2011	2012	2013	2014	2015	2016	2017	2018	2019
------	------	------	------	------	------	------	------	------	------

No.	Name of variable	Label	Survey period	Survey frequency
-----	------------------	-------	---------------	------------------

3.1.5)	han_questpercansw23	% to busvoly lower	West from 01/1990 to 01/2006	Monthly survey
--------	---------------------	--------------------	------------------------------	----------------

Timespan of variable

1990	1991	1992	1993	1994	1995	1996	1997	1998	1999	Further information
WEST										Percentage of the stores whose sales in the last month were "lower" compared to the same month of the previous year  See 3.1.2) han_busvoly
2000	2001	2002	2003	2004	2005	2006	2007	2008	2009	
WEST										
2010	2011	2012	2013	2014	2015	2016	2017	2018	2019	

No.	Name of variable	Label	Survey period	Survey frequency
-----	------------------	-------	---------------	------------------

3.1.6)	dl_demandsales	demand / sales volume last 2-3 months	West since 10/2004 East since 10/2004	Monthly survey Monthly survey
--------	----------------	---------------------------------------	--	----------------------------------

Wording of question

Further information	
Since 10/2004  Information about your own business (inland) Present state of business (appraisal and developments)  The demand* resp. our sales* has resp. Have  [1] increased [2] not changed [3] decreased  during the last 2-3 months	* including demand and sales abroad

Timespan of variable

1990	1991	1992	1993	1994	1995	1996	1997	1998	1999
2000	2001	2002	2003	2004	2005	2006	2007	2008	2009
				WEST					
				EAST					
2010	2011	2012	2013	2014	2015	2016	2017	2018	2019
WEST									
EAST									

No.	Name of variable	Label	Survey period	Survey frequency
-----	------------------	-------	---------------	------------------

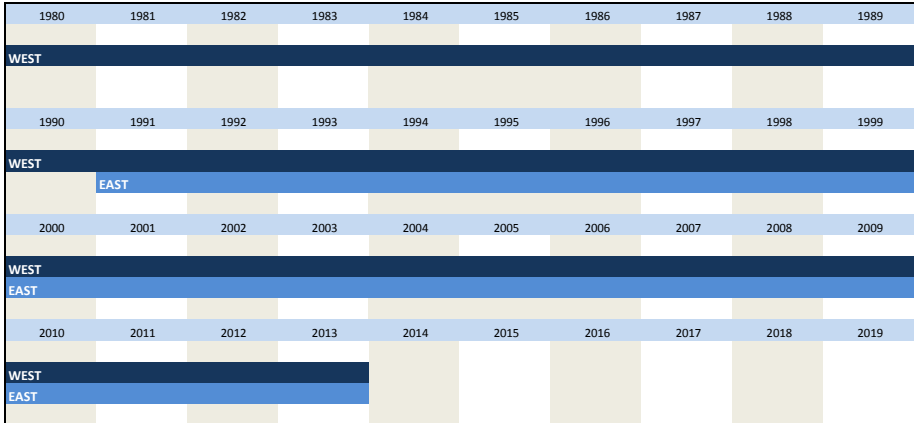
3.1.7)	vg_demand	situation of demand versus previous month	West since 01/1980 East since 01/1991	Monthly survey Monthly survey
--------	-----------	---	--	----------------------------------

Wording of question

Further information	
From 01/1991 to 11/2001  No questionnaires from East Germany available  From 01/1980 to 06/1994  As compared to the previous month our demand situation (domestic and abroad) with respect to XY has  improved [1]	Until 11/2011 the question referred to the demand situation during the previous month. Due to the harmonization of survey periods introduced by the European Union, from 01/2002 on the question refers to the demand situation during last 2-3 months.

<p>remained unchanged [2] deteriorated [3]</p>
<p>From 07/1994 to 11/2001</p> <p>As compared to the previous month our demand situation (domestic and abroad) with respect to XY has</p> <p>improved [1] remained unchanged [2] deteriorated [3]</p>
<p>From 01/2002 to 02/2002</p> <p>During the last 2-3 months the demand situation with respect to XY has</p> <p>improved [1] remained unchanged [2] deteriorated [3]</p>
<p>Since 03/2002</p> <p><b>Tendencies in the previous month</b> The demand situation with respect to XY has</p> <p>improved [1] remained unchanged [2] deteriorated [3]</p>

Timespan of variable



No.	Name of variable	Label	Survey period	Survey frequency
3.1.8)	bau_ordvpm	orders versus previous month	West since 01/1991 East since 01/1991	Monthly survey Monthly survey

Wording of question

<p>From 01/1991 to 11/2001</p> <p>At the end of this month our backlog of building orders on a value basis will be</p> <p>bigger [1] approxim. same [2] smaller [3]</p> <p>compared to the end of the previous month</p>	Further information
<p>01/2002, 02/2002</p> <p>During the previous 2-3 months our backlog of building orders on a value basis has</p> <p>increased [1] remained about the same [2] decreased [3]</p>	
<p>Since 03/2002</p> <p>During the previous month our backlog of building orders on a value basis has</p> <p>increased [1] remained about the same [2] decreased [3]</p>	



Timespan of variable

1990	1991	1992	1993	1994	1995	1996	1997	1998	1999
	WEST								
	EAST								
2000	2001	2002	2003	2004	2005	2006	2007	2008	2009
	WEST								
	EAST								
2010	2011	2012	2013	2014	2015	2016	2017	2018	2019
	WEST								
	EAST								

No.	Name of variable	Label	Survey period	Survey frequency
-----	------------------	-------	---------------	------------------

3.1.9) **vg\_ordvpm** orders versus previous month

West since 01/1980  
East since 01/1991

Monthly survey  
Monthly survey

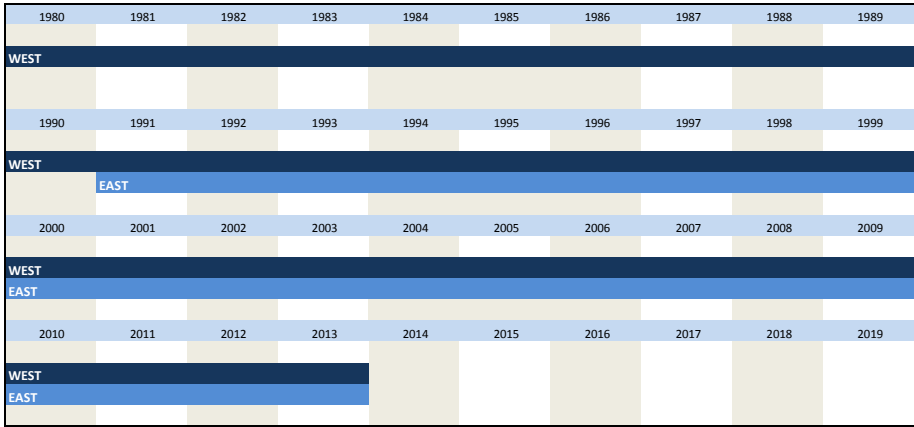
Wording of question

Wording of question	Further information
<p>From 01/1991 to 11/2001</p> <p>No questionnaires from East Germany available</p>	<p>Until 11/2011 the question referred to the backlog of orders during the previous month. Due to the harmonization of survey periods introduced by the European Union, from 01/2002 to 02/2002 the question refers to the backlog of orders during last 2-3 months.</p>
<p>From 01/1980 to 12/1980</p> <p>As compared to the previous month, our overall backlog of orders (domestic and abroad) with respect to XY on a value basis is currently</p> <p>higher [1] about the same [2] smaller [3] usually no backlog of orders [4]</p>	
<p>From 01/1981 to 12/1982</p> <p>As compared to the previous month, our backlog of orders (on a value basis, domestic and abroad) with respect to XY is currently</p> <p>higher [1] about the same [2] smaller [3] usually no backlog of orders [4]</p>	
<p>From 01/1983 to 06/1994</p> <p>As compared to the previous month, our backlog of orders (on a value basis, domestic and abroad) with respect to XY is currently</p> <p>higher [1] about the same (or usually no backlog) [2] smaller [3]</p>	
<p>From 07/1994 to 06/1997</p> <p>As compared to the previous month, our backlog of orders (on a value basis) with respect to XY is currently</p> <p>higher [1] about the same (or usually no backlog) [2] smaller [3]</p>	
<p>From 07/1997 to 11/2001</p> <p>As compared to the previous month, our backlog of orders domestic and abroad (on a value basis) with respect to XY is currently</p> <p>higher [1] about the same (or usually no backlog) [2] smaller [3]</p>	
<p>From 01/2002 to 02/2002</p> <p>During the last 2-3 months our backlog of orders (domestic and abroad, on a value basis) with respect to XY has</p> <p>increased [1] been about the same (or usually no backlog) [2] decreased [3]</p>	
<p>Since 03/2002</p>	
<p>Tendencies in the previous month</p>	

Our **backlog of orders** (domestic and abroad, on a value basis) with respect to XY has

increased [1]  
 been about the same (or usually no backlog) [2]  
 decreased [3]

Timespan of variable



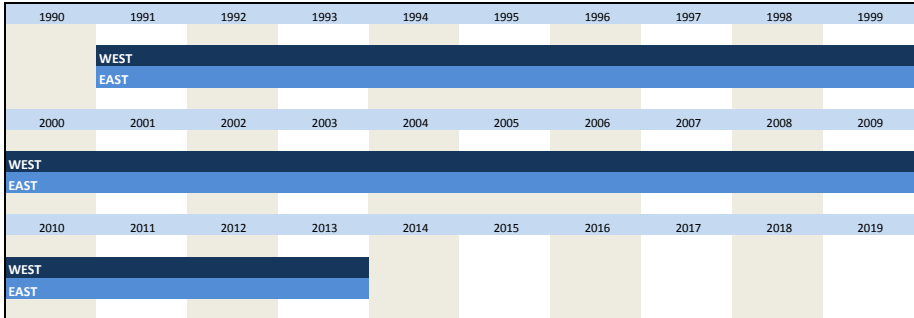
No.	Name of variable	Label	Survey period	Survey frequency
-----	------------------	-------	---------------	------------------

3.1.10)	<b>bau_conactex</b>	construction activity versus previous month	West since 01/1991 East since 01/1991	Monthly survey Monthly survey
---------	---------------------	---	--	----------------------------------

Wording of question

Further information
<p>From 01/1991 to 11/2001</p> <p>In the reporting month we have built</p> <p>more [1] } than/ as the average          about as much [2] } of the last 3          less [3] } months</p> <p>01/2002, 02/2002</p> <p>During the lasts 2-3 months our construction activities have</p> <p>increased [1]          almost remained unchanged [2]          decreased [3]</p> <p>Since 03/2002</p> <p>Our construction activities in the previous month have</p> <p>increased [1]          almost remained unchanged [2]          decreased [3]</p>

Timespan of variable



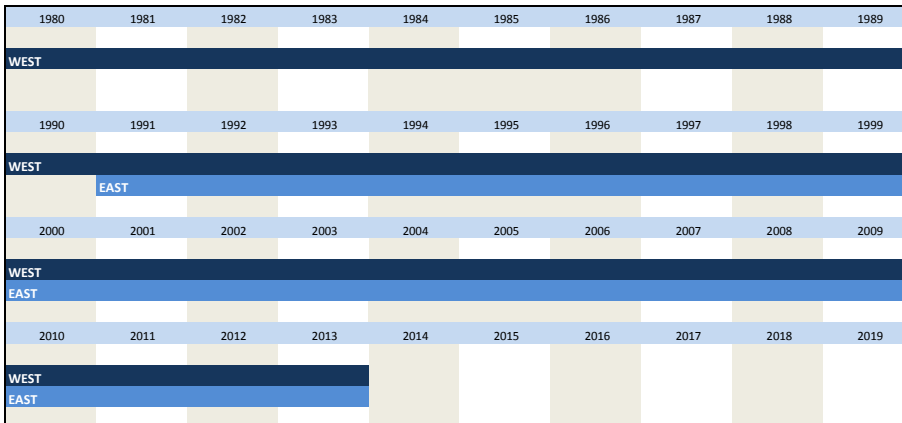
No.	Name of variable	Label	Survey period	Survey frequency
-----	------------------	-------	---------------	------------------

3.1.11)	<b>vg_provpm</b>	production versus previous month	West since 01/1980 East since 01/1991	Monthly survey Monthly survey
---------	------------------	----------------------------------	--	----------------------------------

Wording of question

Wording of question	Further information
<p>From 01/1991 to 11/2001</p> <p>No questionnaires from East Germany available</p>	<p>Until 11/2011 the question referred to the production activities during the previous month. Due to the harmonization of survey periods introduced by the European Union, from 01/2002 to 02/2002 the question refers to the production activities during last 2-3 months.</p>
<p>From 01/1980 to 06/1994</p> <p>As compared to the previous month our domestic production activities with respect to XY have</p> <p style="text-align: center;">become more brisk [1] remained unchanged [2] weakened [3]</p>	
<p>From 07/1994 to 11/2001</p> <p>As compared to the previous month our domestic production activities with respect to XY have</p> <p style="text-align: center;">become more brisk [1] remained unchanged [2] weakened [3] no considerable domestic production [4]</p>	
<p>From 01/2002 to 02/2002</p> <p>During the last 2-3 months our domestic production activities with respect to XY have</p> <p style="text-align: center;">become more brisk [1] remained unchanged [2] weakened [3] no considerable domestic production [4]</p>	
<p>Since 03/2002</p> <p><b>Tendencies in the previous month</b></p> <p>Our <b>domestic production</b> activities with respect to XY have</p> <p style="text-align: center;">increased [1] remained about the same [2] decreased [3] no considerable domestic production [4]</p>	

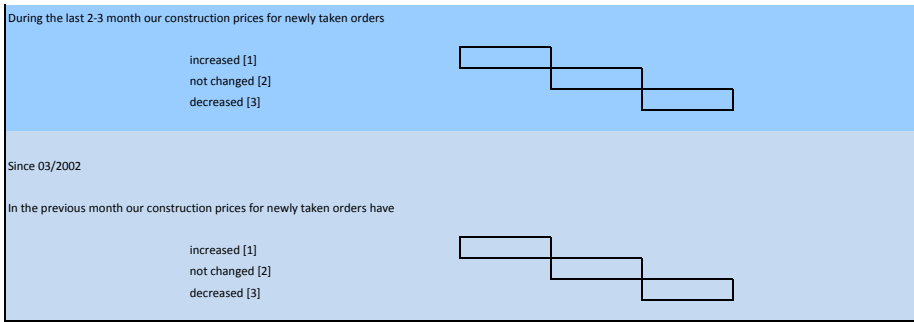
Timespan of variable



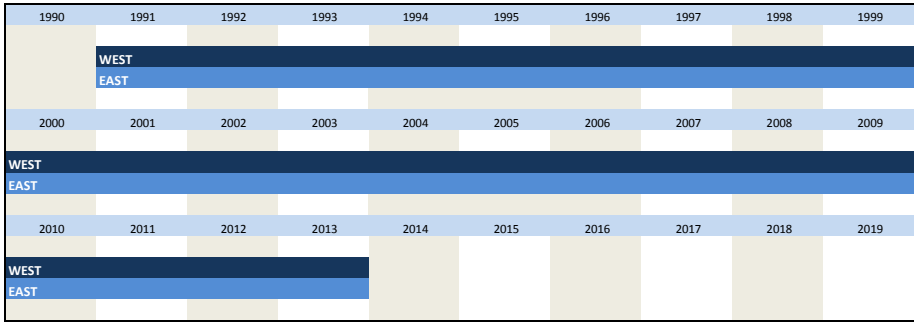
No.	Name of variable	Label	Survey period	Survey frequency
3.1.12)	bau_prvpm	prices versus previous month	West since 01/1991 East since 01/1991	Monthly survey Monthly survey

Wording of question

Wording of question	Further information
<p>From 01/1991 to 11/2001</p> <p>As compared to the previous month our construction prices for newly taken orders predominantly were</p> <p style="text-align: center;">higher [1] unchanged [2] lower [3]</p>	<p>Until 11/2011 the question referred to the construction prices during the previous month. Due to the harmonization of survey periods introduced by the European Union, from 01/2002 to 02/2002 the question refers to the construction prices during last 2-3 months.</p>
<p>01/2002, 02/2002</p>	

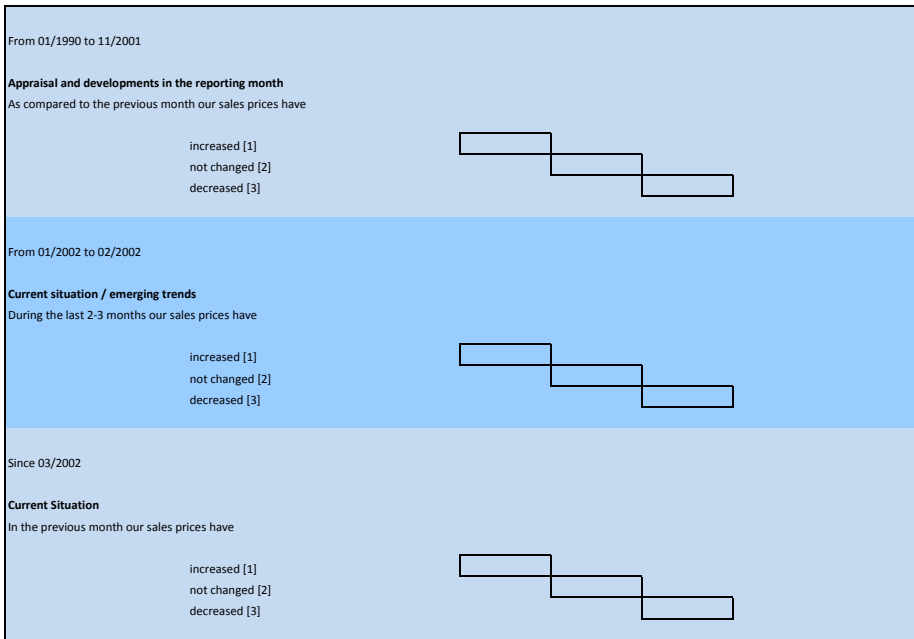


Timespan of variable



No.	Name of variable	Label	Survey period	Survey frequency
3.1.13)	han_prvpm	prices versus previous month	West since 01/1990 East since 01/1991	Monthly survey Monthly survey

Wording of question



**Further information**

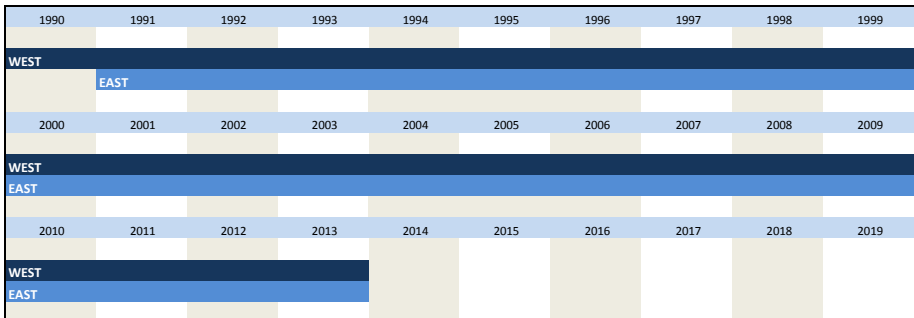
West from 01/1990 to 01/2006  
[9] = Percentage share of stores giving respective answers.  
All answers of the stores are summed up and expressed as percentage.

Example:

3.1.14) han\_questpercansw51 [50]  
3.1.15) han\_questpercansw52 [30]  
3.1.16) han\_questpercansw53 [20]

That means, 50% of stores answered the question with "increased", 30% of stores answered the question with "not changed" and 20% of stores answered the question with "decreased"

Timespan of variable





<p>increased [1] remained unchanged [2] decreased [3]</p>
<p>02/1980, 03/1980, 06/1980 to 09/1980, 11/1980 to 11/2001</p> <p>Taking account of changes in terms and conditions, our domestic sales prices (net prices) for XY as compared to the previous month have</p> <p>increased [1] remained unchanged [2] decreased [3]</p>
<p>From 01/2002/ to 02/2002</p> <p>Taking account of changes in terms and conditions, during the previous 2-3 months our domestic sales prices (net) for XY have</p> <p>increased [1] remained unchanged [2] decreased [3]</p>
<p>Since 03/2002</p> <p><b>Tendencies in the previous month</b></p> <p>Taking account of changes in terms and conditions, our domestic sales prices (net) for XY have</p> <p>increased [1] remained unchanged [2] decreased [3]</p>

**Timespan of variable**

1980	1981	1982	1983	1984	1985	1986	1987	1988	1989
<b>WEST</b>									
1990	1991	1992	1993	1994	1995	1996	1997	1998	1999
<b>WEST</b>									
	<b>EAST</b>								
2000	2001	2002	2003	2004	2005	2006	2007	2008	2009
<b>WEST</b>									
<b>EAST</b>									
2010	2011	2012	2013	2014	2015	2016	2017	2018	2019
<b>WEST</b>									
<b>EAST</b>									

**3.2 Variables referring to the present state**

No.	Name of variable	Label	Survey period	Survey frequency
3.2.1)	<b>bau_statebus</b>	state of business (appraisal)	West since 01/1991 East since 01/1991	Monthly survey Monthly survey

**Wording of question**

<p>Since 01/1991</p> <p>We evaluate our present state of business as</p> <p>good [1] satisfactory [2] bad [3]</p>	<p><b>Further information</b></p>
---	-----------------------------------

**Timespan of variable**

1990	1991	1992	1993	1994	1995	1996	1997	1998	1999
<b>WEST</b>									
<b>EAST</b>									
2000	2001	2002	2003	2004	2005	2006	2007	2008	2009
<b>WEST</b>									
<b>EAST</b>									

2010	2011	2012	2013	2014	2015	2016	2017	2018	2019
WEST									
EAST									

No.	Name of variable	Label	Survey period	Survey frequency
3.2.2)	dl_statebus	state of business (appraisal)	West since 10/2004 East since 10/2004	Monthly survey Monthly survey

Wording of question

<p>Since 10/2004</p> <p><b>Information about your own business (inland)</b> Present state of business (appraisal and developments)</p> <p>We evaluate our present state of business as</p> <p>good [1] satisfactory (or typical for the season) [2] bad [3]</p>	Further information
---	---------------------

Timespan of variable

1990	1991	1992	1993	1994	1995	1996	1997	1998	1999
2000	2001	2002	2003	2004	2005	2006	2007	2008	2009
				WEST					
				EAST					
2010	2011	2012	2013	2014	2015	2016	2017	2018	2019
WEST									
EAST									

No.	Name of variable	Label	Survey period	Survey frequency
3.2.3)	han_statebus	state of business (appraisal)	West since 01/1990 East since 01/1991	Monthly survey Monthly survey

Wording of question

<p>From 01/1990 to 11/2001</p> <p><b>Appraisal and developments in the reporting month</b> We evaluate our present state of business as</p> <p>good [1] satisfactory (or typical for the season) [2] bad [3]</p>	<p>Further information</p> <p>* 01/2002 and 02/2002</p> <p><b>Current situation / emerging trends</b></p> <p>West from 01/1990 to 01/2006 [9] = share of the stores with such answer in per cent. All answers of the stores are summed up and expressed as percentage here.</p> <p>Example:</p> <p>3.2.4) han_questpercansw11 [50] 3.2.5) han_questpercansw12 [30] 3.2.6) han_questpercansw13 [20]</p> <p>That means, 50% of stores answered the question with "good", 30% of stores answered the question with "satisfactory" and 20% of stores answered the question with "bad"</p>
<p>Since 01/2002</p> <p><b>Current situation*</b> We evaluate our present state of business (last month / emerging trends) as</p> <p>good [1] satisfactory (or typical for the season) [2] bad [3]</p>	

Timespan of variable

1990	1991	1992	1993	1994	1995	1996	1997	1998	1999
WEST									
EAST									
2000	2001	2002	2003	2004	2005	2006	2007	2008	2009
WEST									
EAST									
2010	2011	2012	2013	2014	2015	2016	2017	2018	2019
WEST									

EAST
------

No.	Name of variable	Label	Survey period	Survey frequency
-----	------------------	-------	---------------	------------------

3.2.4) **han\_questpercansw11** % to statebus good West from 01/1990 to 01/2006 Monthly survey

Timespan of variable

1990	1991	1992	1993	1994	1995	1996	1997	1998	1999	Further information
<b>WEST</b>										Percentage of the stores that have evaluated the current state of their business as "good"  See 3.2.3) han_statebus
2000	2001	2002	2003	2004	2005	2006	2007	2008	2009	
<b>WEST</b>										
2010	2011	2012	2013	2014	2015	2016	2017	2018	2019	

18

No.	Name of variable	Label	Survey period	Survey frequency
-----	------------------	-------	---------------	------------------

3.2.5) **han\_questpercansw12** % to statebus satisfiable West from 01/1990 to 01/2006 Monthly survey

Timespan of variable

1990	1991	1992	1993	1994	1995	1996	1997	1998	1999	Further information
<b>WEST</b>										Percentage of the stores that have evaluated the current state of their business as "satisfactory"  See 3.2.3) han_statebus
2000	2001	2002	2003	2004	2005	2006	2007	2008	2009	
<b>WEST</b>										
2010	2011	2012	2013	2014	2015	2016	2017	2018	2019	

No.	Name of variable	Label	Survey period	Survey frequency
-----	------------------	-------	---------------	------------------

3.2.6) **han\_questpercansw13** % to statebus bad West from 01/1990 to 01/2006 Monthly survey

Timespan of variable

1990	1991	1992	1993	1994	1995	1996	1997	1998	1999	Further information
<b>WEST</b>										Percentage of the stores that have evaluated the current state of their business as "bad"  See 3.2.3) han_statebus
2000	2001	2002	2003	2004	2005	2006	2007	2008	2009	
<b>WEST</b>										
2010	2011	2012	2013	2014	2015	2016	2017	2018	2019	

No.	Name of variable	Label	Survey period	Survey frequency
-----	------------------	-------	---------------	------------------

3.2.7) **vg\_statebus** state of business (appraisal) West since 01/1980 East since 01/1991 Monthly survey Monthly survey

Wording of question

Further information
From 01/1991 to 11/2001  No questionnaires from East Germany available  From 01/1980 to 11/2001  We currently evaluate our state of business with respect to XY as



good [1]  
satisfactory (or typical for the season) [2]  
bad [3]

From 01/2002 to 02/2002

**Current situation and emerging trends**  
We currently evaluate our state of business with respect to XY as

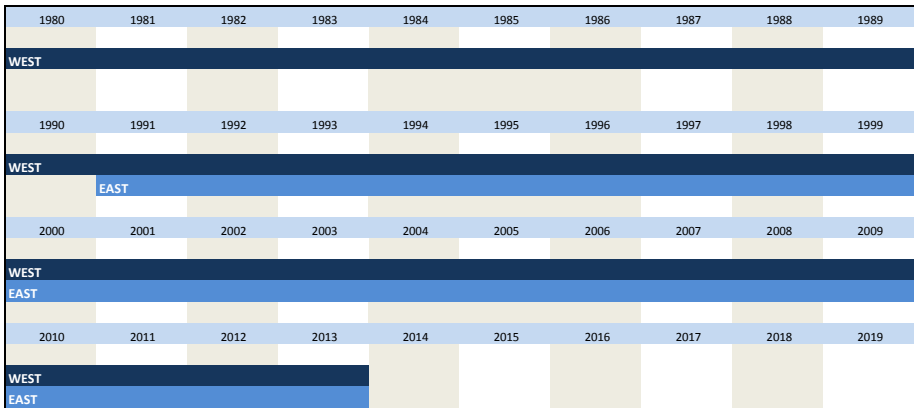
good [1]  
satisfactory [2]  
bad [3]

Since 03/2002

**Current situation**  
We evaluate our **state of business** with respect to XY as

good [1]  
satisfactory [2]  
bad [3]

**Timespan of variable**



No.	Name of variable	Label	Survey period	Survey frequency
3.2.8)	bau_orders	orders (appraisal)	West since 01/1991 East since 01/1991	Monthly survey Monthly survey

**Wording of question**

Since 01/1991

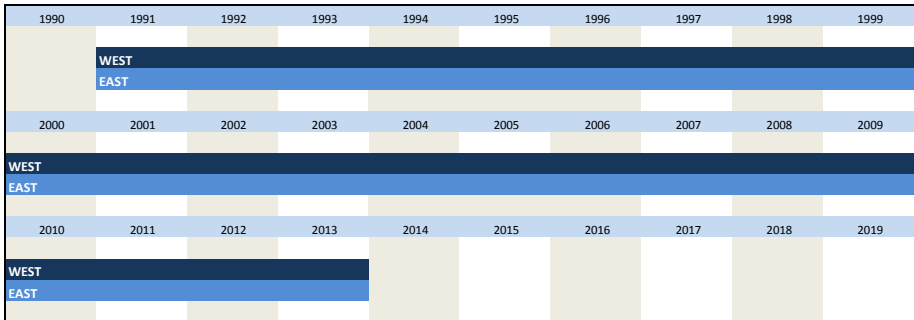
Currently\* we perceive our backlog of orders to be

comparatively large [1]  
sufficient or typical for the season [2]  
too small [3]

Further information

\* The supplement "currently" was used from 01/1991 to 11/2001

**Timespan of variable**



No.	Name of variable	Label	Survey period	Survey frequency
3.2.9)	dl_orders	orders (appraisal)	West since 10/2004 East since 10/2004	Monthly survey Monthly survey

Wording of question

<p>Since 10/2004</p> <p><b>Information about your own business</b> (inland)</p> <p><b>Current situation</b> (appraisal and developments)</p> <p>We perceive our <b>backlog of orders</b> to be (provided that a backlog of orders is customary within your industry)</p> <p style="margin-left: 40px;">comparatively large [1] sufficient or typical for the season [2] too small [3]</p>	Further information
---	---------------------

Timespan of variable

1990	1991	1992	1993	1994	1995	1996	1997	1998	1999
2000	2001	2002	2003	2004	2005	2006	2007	2008	2009
				WEST					
				EAST					
2010	2011	2012	2013	2014	2015	2016	2017	2018	2019
WEST									
EAST									

No.	Name of variable	Label	Survey period	Survey frequency
3.2.10)	han_ords	orders versus previous year	West since 01/1990 East since 01/1992	Monthly survey Monthly survey

Wording of question

<p>From 01/1990 to 02/2002</p> <p><b>Plans and expectations</b></p> <p>As compared to the same period in the previous year, in the following 3 months our orders probably will (without consideration of price changes)</p> <p style="margin-left: 40px;">increase [1] not change [2] decrease [3]</p>	<p>Further information</p> <p>West from 01/1990 to 01/2006</p> <p>[9] = share of the stores with such answer in per cent. All answers of the stores are summed up and expressed as percentage here.</p> <p>Example:</p> <p>3.2.11) han_questpercansw71 [50] 3.2.12) han_questpercansw72 [30] 3.2.13) han_questpercansw73 [20]</p> <p>That means, 50% of stores answered the question with "increase", 30% of stores answered the question with "not change" and 20% of stores answered the question with "decrease"</p>
<p>From 03/2002 to 01/2007</p> <p><b>Plans and expectations for 3 months</b></p> <p>As compared to the same period in the previous year, our orders probably will</p> <p style="margin-left: 40px;">increase [1] not change [2] decrease [3]</p>	
<p>Since 02/2007</p> <p><b>Plans and expectations for the next 3 months</b></p> <p>As compared to the same period in the previous year, our orders probably will</p> <p style="margin-left: 40px;">increase [1] not change [2] decrease [3]</p>	

Timespan of variable

1990	1991	1992	1993	1994	1995	1996	1997	1998	1999
WEST									
		EAST							
2000	2001	2002	2003	2004	2005	2006	2007	2008	2009
WEST									
EAST									
2010	2011	2012	2013	2014	2015	2016	2017	2018	2019
WEST									
EAST									

No.	Name of variable	Label	Survey period	Survey frequency						
3.2.11)	han_questpercansw71	% to ords raising	West from 01/1990 to 01/2006	Monthly survey						
Timespan of variable										
1990	1991	1992	1993	1994	1995	1996	1997	1998	1999	Further information Percentage of the stores that will have an <b>increase</b> in their orders as compared to the same period in the previous year  See 3.2.10) han_orde
<b>WEST</b>										
2000	2001	2002	2003	2004	2005	2006	2007	2008	2009	
<b>WEST</b>										
2010	2011	2012	2013	2014	2015	2016	2017	2018	2019	

No.	Name of variable	Label	Survey period	Survey frequency						
3.2.12)	han_questpercansw72	% to ords not changing	West from 01/1990 to 01/2006	Monthly survey						
Timespan of variable										
1990	1991	1992	1993	1994	1995	1996	1997	1998	1999	Further information Percentage of the stores that will have <b>no change</b> in their orders as compared to the same period in the previous year  See 3.2.10) han_orde
<b>WEST</b>										
2000	2001	2002	2003	2004	2005	2006	2007	2008	2009	
<b>WEST</b>										
2010	2011	2012	2013	2014	2015	2016	2017	2018	2019	

No.	Name of variable	Label	Survey period	Survey frequency						
3.2.13)	han_questpercansw73	% to ords falling	West from 01/1990 to 01/2006	Monthly survey						
Timespan of variable										
1990	1991	1992	1993	1994	1995	1996	1997	1998	1999	Further information Percentage of the stores that will have a <b>decrease</b> in their orders as compared to the same period in the previous year  See 3.2.10) han_orde
<b>WEST</b>										
2000	2001	2002	2003	2004	2005	2006	2007	2008	2009	
<b>WEST</b>										
2010	2011	2012	2013	2014	2015	2016	2017	2018	2019	

No.	Name of variable	Label	Survey period	Survey frequency
3.2.14)	vg_orders	orders (appraisal)	West since 01/1980 East since 01/1991	Monthly survey Monthly survey
Wording of question				
From 01/1991 to 11/2001  No questionnaires from East Germany available  From 01/1980 to 12/1982  We currently perceive our backlog of orders (domestic and abroad) as  relatively high [1] (e.g. extended delivery periods)				Further information  01/2002 and 02/2002 * "current situation" is replaced by "current situation and tendencies"

sufficient (typical for the season) [2]  
 too small [3]  
 usually no backlog of orders [4]

From 01/1983 to 06/1994

We currently perceive our backlog of orders (domestic and abroad) as

relatively high [1]  
 (e.g. extended delivery periods)  
 sufficient (typical for the season) [2]  
 or unusual  
 too small [3]

From 07/1994 to 06/1997

We currently perceive our backlog of orders with respect to XY as

relatively high [1]  
 (e.g. extended delivery periods)  
 sufficient (typical for the season) [2]  
 or unusual  
 too small [3]

From 07/1997 to 11/2001

We currently perceive our backlog of orders (domestic and abroad) with respect to XY as

relatively high [1]  
 (e.g. extended delivery periods)  
 sufficient (typical for the season) [2]  
 or unusual  
 too small [3]

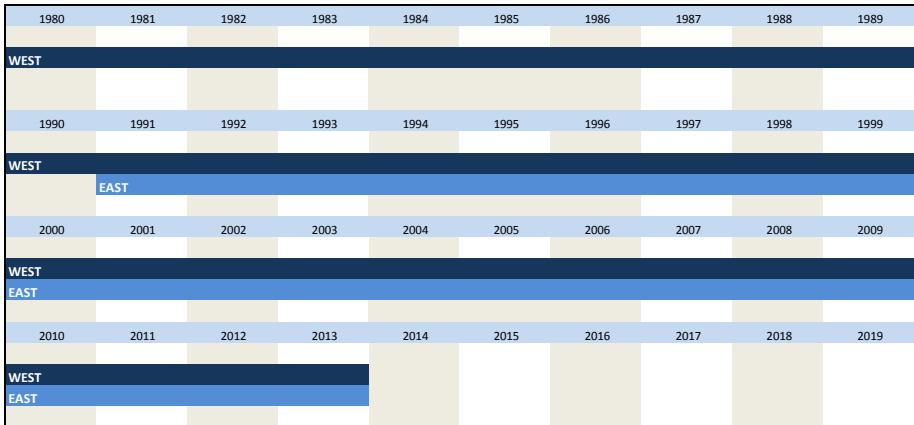
Since 01/2002

**Current situation\***  
 We perceive our (current\*\*) backlog of orders as

in total

relatively high [1]  
 sufficient (typical for the season) [2]  
 or unusual  
 too small [3]

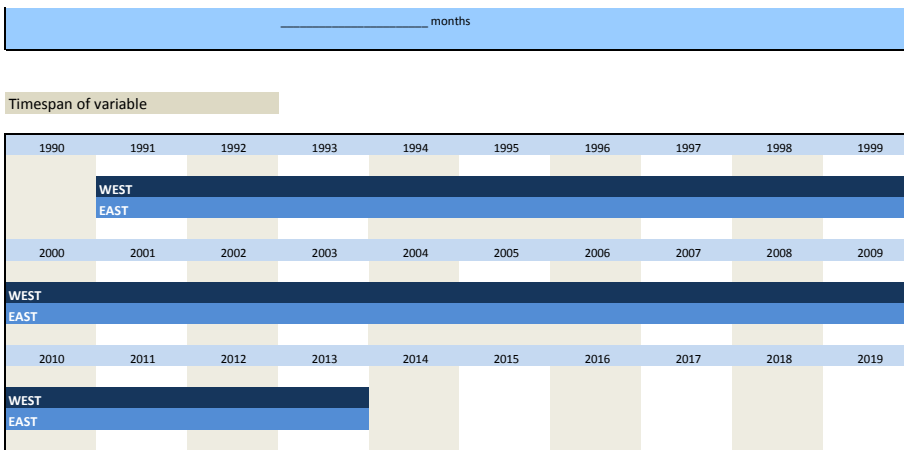
Timespan of variable



No.	Name of variable	Label	Survey period	Survey frequency
3.2.15)	bau_ranord	range of orders in months	West since 01/1991 East since 01/1991	Monthly survey Monthly survey

Wording of question

<p>From 01/1991 to 11/2001</p> <p>Given the course of business which is typical for this season, our backlog of orders by the end of the reporting month corresponds to the average output of _____ months</p>	<p>Further information</p> <p>[10] corresponds to 1 month          [15] corresponds to 1,5 months          [100] corresponds to 10 months etc.</p>
<p>Since 01/2002</p> <p>Given a course of business which is typical for the seasons, our current backlog of orders corresponds to the average output of _____ months</p>	

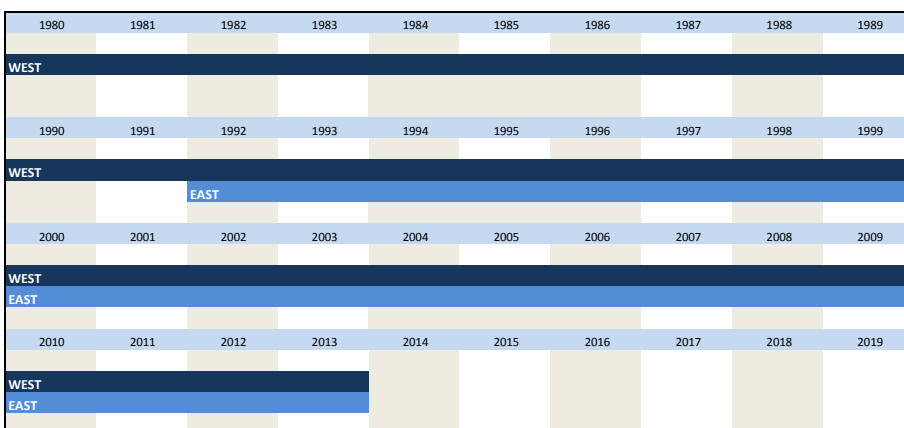


No.	Name of variable	Label	Survey period	Survey frequency
3.2.16)	vg_ranord	range of orders in months	West from 03/1980 to 09/2001 East from 07/1992 to 07/1993 East from 12/1993 to 09/2001 East and West since 01/2002	Mrc, Jun, Sep, Dec Mrc, Jul, Oct, Dec Mrc, Jul, Sep, Dec Jan, Apr, Jul, Oct

**Wording of question**

<p>From 07/1992 to 09/2001</p> <p>No questionnaires from East Germany available</p> <p>From 03/1980 to 09/2001</p> <p>At the moment our backlog of orders for shipments of XY corresponds to a production period of</p> <p>no orders   up to about ____ month(s)   if more than 10, please state number of months</p> <p>1/2, 1, 2, 3, 4, 5, 6, 7, 8, 9, 10</p> <p>Since 01/2002</p> <p>Currently our backlog of orders for XY corresponds to a production period of</p> <p>no orders   up to about ____ month(s)   if more than 10, please state number of months</p> <p>1/2, 1, 2, 3, 4, 5, 6, 7, 8, 9, 10</p>	<p><b>Further information</b></p> <p><b>Code in the dataset:</b> no orders = [0] less than 1/2 = [5] 1 = [10] 5 = [50] 9 = [90] if more than 10, entry by hand or, if only marked with a cross, [120]</p>
--	---

**Timespan of variable**



No.	Name of variable	Label	Survey period	Survey frequency
3.2.17)	han_feedst	feedstock (appraisal)	West since 01/1990 East since 01/1991	Monthly survey Monthly survey

**Wording of question**

<p>Since 01/1990</p> <p>Current situation*</p>	<p><b>Further information</b></p> <p>* from 01/1990 to 11/2001 Appraisal and developments in the reporting month</p>
--	--

<p>We currently evaluate our inventory as</p> <p style="margin-left: 40px;">too small [1]</p> <p style="margin-left: 40px;">satisfactory (typical for the season) [2]</p> <p style="margin-left: 40px;">too large [3]</p>	<p>01/2002 und 02/2002</p> <p><b>Current situation/emerging trends</b></p> <p>West from 01/1990 to 01/2006</p> <p>[9] = share of the stores with such answer in per cent. All answers of the stores are summed up and expressed as percentage here.</p> <p>Example:</p> <p><b>3.2.18) han_questpercansw41</b> [50]</p> <p><b>3.2.19) han_questpercansw42</b> [30]</p> <p><b>3.2.20) han_questpercansw43</b> [20]</p> <p>That means, 50% of stores answered the question with "<b>too small</b>", 30% of stores answered the question with "<b>satisfactory (typical for the season)</b>" and 20% of stores answered the question with "<b>too large</b>".</p>																																																																																										
<p>Timespan of variable</p>																																																																																											
<table border="1" style="width: 100%; text-align: center;"> <tr><td>1990</td><td>1991</td><td>1992</td><td>1993</td><td>1994</td><td>1995</td><td>1996</td><td>1997</td><td>1998</td><td>1999</td></tr> <tr style="background-color: #003366; color: white;"><td colspan="10">WEST</td></tr> <tr style="background-color: #003366; color: white;"><td colspan="10">EAST</td></tr> <tr><td>2000</td><td>2001</td><td>2002</td><td>2003</td><td>2004</td><td>2005</td><td>2006</td><td>2007</td><td>2008</td><td>2009</td></tr> <tr style="background-color: #003366; color: white;"><td colspan="10">WEST</td></tr> <tr style="background-color: #003366; color: white;"><td colspan="10">EAST</td></tr> <tr><td>2010</td><td>2011</td><td>2012</td><td>2013</td><td>2014</td><td>2015</td><td>2016</td><td>2017</td><td>2018</td><td>2019</td></tr> <tr style="background-color: #003366; color: white;"><td colspan="10">WEST</td></tr> <tr style="background-color: #003366; color: white;"><td colspan="10">EAST</td></tr> </table>	1990	1991	1992	1993	1994	1995	1996	1997	1998	1999	WEST										EAST										2000	2001	2002	2003	2004	2005	2006	2007	2008	2009	WEST										EAST										2010	2011	2012	2013	2014	2015	2016	2017	2018	2019	WEST										EAST										
1990	1991	1992	1993	1994	1995	1996	1997	1998	1999																																																																																		
WEST																																																																																											
EAST																																																																																											
2000	2001	2002	2003	2004	2005	2006	2007	2008	2009																																																																																		
WEST																																																																																											
EAST																																																																																											
2010	2011	2012	2013	2014	2015	2016	2017	2018	2019																																																																																		
WEST																																																																																											
EAST																																																																																											

No.	Name of variable	Label	Survey period	Survey frequency
3.2.18)	han_questpercansw41	% to feedst too little	West from 01/1990 to 01/2006	Monthly survey

<p>Timespan of variable</p>																																																			
<table border="1" style="width: 100%; text-align: center;"> <tr><td>1990</td><td>1991</td><td>1992</td><td>1993</td><td>1994</td><td>1995</td><td>1996</td><td>1997</td><td>1998</td><td>1999</td></tr> <tr style="background-color: #003366; color: white;"><td colspan="10">WEST</td></tr> <tr><td>2000</td><td>2001</td><td>2002</td><td>2003</td><td>2004</td><td>2005</td><td>2006</td><td>2007</td><td>2008</td><td>2009</td></tr> <tr style="background-color: #003366; color: white;"><td colspan="10">WEST</td></tr> <tr><td>2010</td><td>2011</td><td>2012</td><td>2013</td><td>2014</td><td>2015</td><td>2016</td><td>2017</td><td>2018</td><td>2019</td></tr> </table>	1990	1991	1992	1993	1994	1995	1996	1997	1998	1999	WEST										2000	2001	2002	2003	2004	2005	2006	2007	2008	2009	WEST										2010	2011	2012	2013	2014	2015	2016	2017	2018	2019	<p>Further information</p> <p>Percentage of the stores that have evaluated their inventory as "<b>too small</b>"</p> <p>See <b>3.2.17) han_feedst</b></p>
1990	1991	1992	1993	1994	1995	1996	1997	1998	1999																																										
WEST																																																			
2000	2001	2002	2003	2004	2005	2006	2007	2008	2009																																										
WEST																																																			
2010	2011	2012	2013	2014	2015	2016	2017	2018	2019																																										

No.	Name of variable	Label	Survey period	Survey frequency
3.2.19)	han_questpercansw42	% to feedst satisfiable	West from 01/1990 to 01/2006	Monthly survey

<p>Timespan of variable</p>																																																			
<table border="1" style="width: 100%; text-align: center;"> <tr><td>1990</td><td>1991</td><td>1992</td><td>1993</td><td>1994</td><td>1995</td><td>1996</td><td>1997</td><td>1998</td><td>1999</td></tr> <tr style="background-color: #003366; color: white;"><td colspan="10">WEST</td></tr> <tr><td>2000</td><td>2001</td><td>2002</td><td>2003</td><td>2004</td><td>2005</td><td>2006</td><td>2007</td><td>2008</td><td>2009</td></tr> <tr style="background-color: #003366; color: white;"><td colspan="10">WEST</td></tr> <tr><td>2010</td><td>2011</td><td>2012</td><td>2013</td><td>2014</td><td>2015</td><td>2016</td><td>2017</td><td>2018</td><td>2019</td></tr> </table>	1990	1991	1992	1993	1994	1995	1996	1997	1998	1999	WEST										2000	2001	2002	2003	2004	2005	2006	2007	2008	2009	WEST										2010	2011	2012	2013	2014	2015	2016	2017	2018	2019	<p>Further information</p> <p>Percentage of the stores that have evaluated their inventory as "<b>satisfactory (typical for the season)</b>"</p> <p>See <b>3.2.17) han_feedst</b></p>
1990	1991	1992	1993	1994	1995	1996	1997	1998	1999																																										
WEST																																																			
2000	2001	2002	2003	2004	2005	2006	2007	2008	2009																																										
WEST																																																			
2010	2011	2012	2013	2014	2015	2016	2017	2018	2019																																										

No.	Name of variable	Label	Survey period	Survey frequency
3.2.20)	han_questpercansw43	% to feedst too much	West from 01/1990 to 01/2006	Monthly survey

<p>Timespan of variable</p>																																									
<table border="1" style="width: 100%; text-align: center;"> <tr><td>1990</td><td>1991</td><td>1992</td><td>1993</td><td>1994</td><td>1995</td><td>1996</td><td>1997</td><td>1998</td><td>1999</td></tr> <tr style="background-color: #003366; color: white;"><td colspan="10">WEST</td></tr> <tr><td>2000</td><td>2001</td><td>2002</td><td>2003</td><td>2004</td><td>2005</td><td>2006</td><td>2007</td><td>2008</td><td>2009</td></tr> <tr style="background-color: #003366; color: white;"><td colspan="10">WEST</td></tr> </table>	1990	1991	1992	1993	1994	1995	1996	1997	1998	1999	WEST										2000	2001	2002	2003	2004	2005	2006	2007	2008	2009	WEST										<p>Further information</p> <p>Percentage of the stores that have evaluated their inventory as "<b>too large</b>"</p> <p>See <b>3.2.17) han_feedst</b></p>
1990	1991	1992	1993	1994	1995	1996	1997	1998	1999																																
WEST																																									
2000	2001	2002	2003	2004	2005	2006	2007	2008	2009																																
WEST																																									

2010	2011	2012	2013	2014	2015	2016	2017	2018	2019
------	------	------	------	------	------	------	------	------	------

No.	Name of variable	Label	Survey period	Survey frequency
3.2.21)	vg_stin	stock of inventories (appraisal)	West since 01/1980 East since 01/1991	Monthly survey Monthly survey

**Wording of question**

<p>From 01/1991 to 11/2001</p> <p>No questionnaires from East Germany available</p> <p>From 01/1980 to 11/2011</p> <p>We currently evaluate our stock of unsold finished goods of XY as</p> <p>too small [1] sufficient (typical for the season) [2] too high [3] stock holding not possible [4]</p> <p>Since 01/2002</p> <p><b>Current situation*</b></p> <p>We evaluate our (current**) stock of unsold finished goods of XY as</p> <p>too small [1] sufficient (typical for the season) [2] too high [3] stock holding not possible [4]</p>	<p><b>Further information</b></p> <p><b>01/2002 and 02/2002</b></p> <p>* "current situation" is replaced by "current situation and tendencies"</p> <p>** "current" added</p>
--	--

**Timespan of variable**

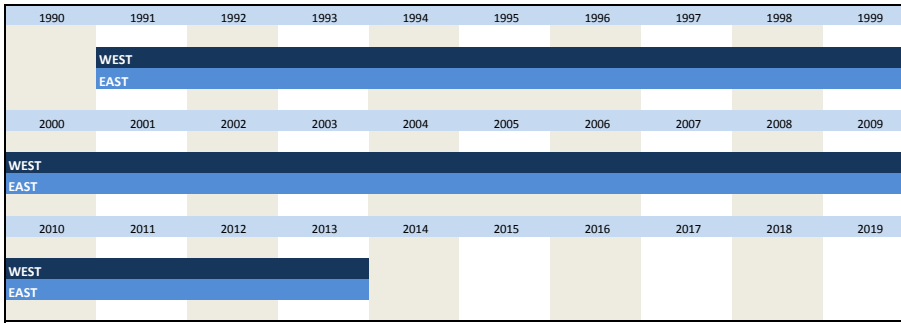
1980	1981	1982	1983	1984	1985	1986	1987	1988	1989
<b>WEST</b>									
1990	1991	1992	1993	1994	1995	1996	1997	1998	1999
<b>WEST</b>									
	<b>EAST</b>								
2000	2001	2002	2003	2004	2005	2006	2007	2008	2009
<b>WEST</b>									
<b>EAST</b>									
2010	2011	2012	2013	2014	2015	2016	2017	2018	2019
<b>WEST</b>									
<b>EAST</b>									

No.	Name of variable	Label	Survey period	Survey frequency
3.2.22)	bau_equiput2	equipment utilization in %	West since 01/1991 East since 01/1991	Monthly survey Monthly survey

**Wording of question**

<p>From 01/1991 to 11/2001</p> <p>The average utilization of our equipment (customary full utilization = 100%) in the reporting month was about</p> <p>all equipment*:</p> <table border="1"> <tr> <td>30</td><td>40</td><td>50</td><td>60</td><td>70</td><td>75</td><td>80</td><td>85</td><td>90</td><td>95</td><td>100</td><td>more than 100, namely</td> </tr> </table> <p>Since 01/2002</p> <p>The average utilization of our machine capacities (customary full utilization = 100%) at last was about</p> <p>all equipment*:</p> <table border="1"> <tr> <td>30</td><td>40</td><td>50</td><td>60</td><td>70</td><td>75</td><td>80</td><td>85</td><td>90</td><td>95</td><td>100</td><td>more than 100, namely</td> </tr> </table>	30	40	50	60	70	75	80	85	90	95	100	more than 100, namely	30	40	50	60	70	75	80	85	90	95	100	more than 100, namely	<p><b>Further information</b></p> <p>* supplement "all equipment" only for main construction works</p>
30	40	50	60	70	75	80	85	90	95	100	more than 100, namely														
30	40	50	60	70	75	80	85	90	95	100	more than 100, namely														

Timespan of variable



No.	Name of variable	Label	Survey period	Survey frequency
-----	------------------	-------	---------------	------------------

3.2.23)	vg_uticappc	capacity utilisation in %	West from 03/1980 to 09/2001 East from 07/1992 to 07/1993 East from 12/1993 to 09/2001 East and West since 01/2002	Mrc, Jun, Sep, Dec Mrc, Jul, Oct, Dec Mrc, Jul, Sep, Dec Jan, Apr, Jul, Oct
---------	-------------	---------------------------	---	--

Wording of question

From 07/1992 to 09/2001

No questionnaires from East Germany available

Since 03/1980

The utilisation of our production equipment\* for producing XY (customary full utilization = 100) currently amounts to

more than 100%

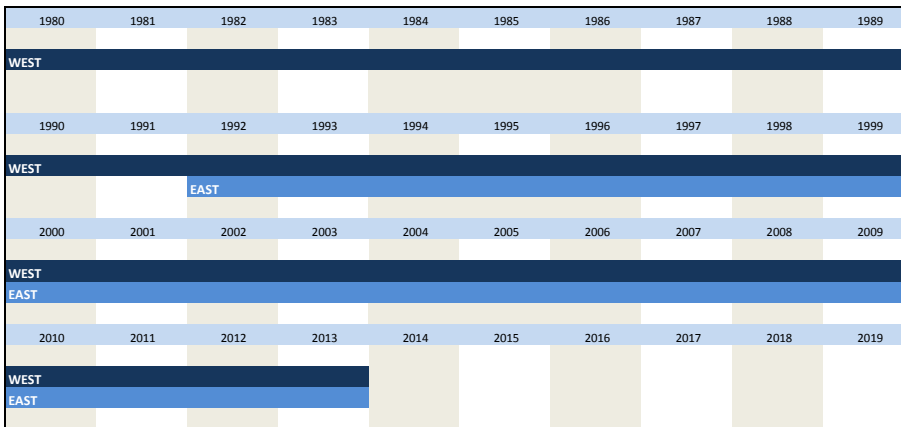
30 40 50 60 70 75 80 85 90 95 100 namely:

**Further information**

\*09/94, 09/95, 09/96, 09/97, 09/98, 09/99, 09/00, 09/01  
the question asks for "domestic equipment"

**Code in the dataset:**  
if more than 100%, entry by hand or, if only marked with a cross, [120]

Timespan of variable



No.	Name of variable	Label	Survey period	Survey frequency
-----	------------------	-------	---------------	------------------

3.2.24)	vg_uticappc2	capacity utilisation in % (end of prev. month)	West from 01/2002 to 01/2008 East from 01/2002 to 01/2008	Jan, Apr, Jul, Oct Jan, Apr, Jul, Oct
---------	--------------	--	--	--

Wording of question

From 01/2002 to 01/2008

No questionnaires from East Germany available

From 01/2002 to 01/2008

The utilisation of our production equipment\* for producing XY (customary full utilization = 100) currently amounts to  
In the **past month** it was up to

more than 100%

30 40 50 60 70 75 80 85 90 95 100 namely:

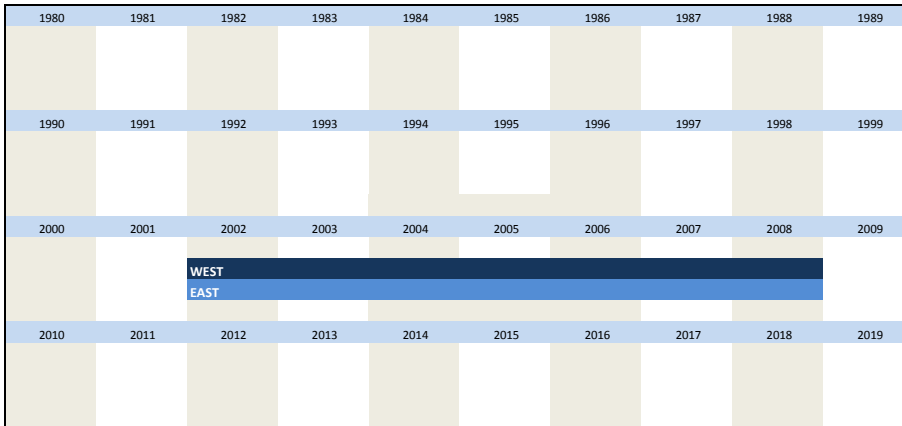
**Further information**

**Remark:**  
Due to the harmonisation of business surveys within the EU there were several modifications with respect to questions and survey frequency in different countries. Due to these evolutions the questions on the capacity utilization would have been changed by ca. one month. Therefore, from the first quarter in 2002 the question on capacity utilization was asked twice. It referred both to the current month (uticappc) and to the past month (uticappc2).

**Code in the dataset:**  
if more than 100%, entry by hand or, if only marked with a cross, [120]



Timespan of variable

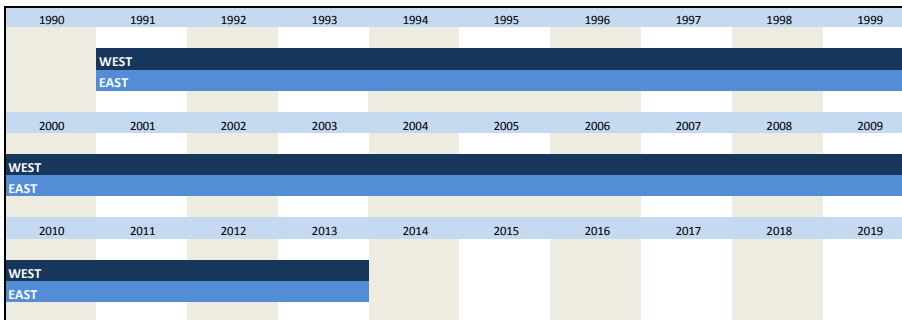


No.	Name of variable	Label	Survey period	Survey frequency
3.2.25)	bau_constrain	constraints	West since 01/1991 East since 01/1991	Monthly survey Monthly survey

Wording of question

Further information
<p>From 01/1991 to 11/2001</p> <p>The execution of orders is currently constrained.</p> <p>yes [1] <input type="text"/> no [2] <input type="text"/></p>
<p>01/2002, 02/2002</p> <p>The construction activities / execution of orders are currently constrained.</p> <p>yes [1] <input type="text"/> no [2] <input type="text"/></p>
<p>Since 03/2002</p> <p>The construction activities / execution of orders were constrained.</p> <p>yes [1] <input type="text"/> no [2] <input type="text"/></p>

Timespan of variable

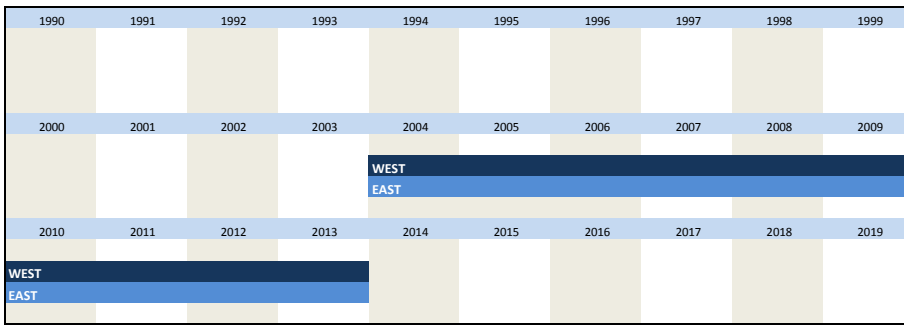


No.	Name of variable	Label	Survey period	Survey frequency
3.2.26)	dl_constrbus	constraints to business activity	West since 10/2004 East since 10/2004	Jan, Apr, Jul, Oct Jan, Apr, Jul, Oct

Wording of question

Further information
<p>Since 10/2004</p> <p><b>Special question</b> (is asked every 3 months)</p> <p>Our <b>domestic business activities</b> are currently constrained.</p> <p><input type="text"/> [1]yes <input type="text"/> [2]no</p>

Timespan of variable



No.	Name of variable	Label	Survey period	Survey frequency
3.2.27)	han_constrain	constraints to production	West since 04/2006 East from 01/1991 to 01/2006 East since 04/2006	Jan, Apr, Jul, Oct Monthly survey Jan, Apr, Jul, Oct

Wording of question

Since 01/1991

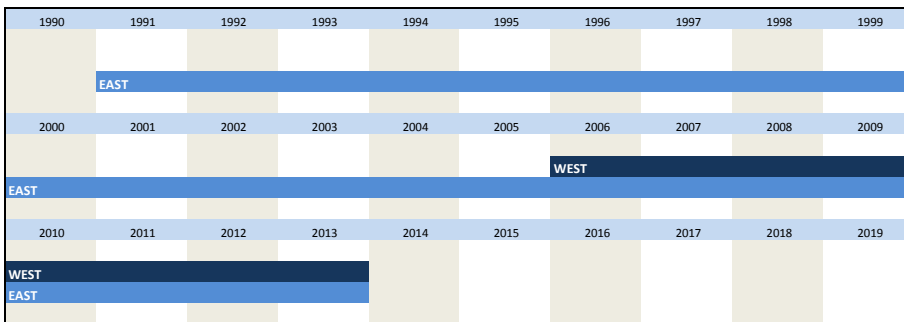
Our sales activities are currently constrained.

yes [1]  no [2]

Further information

No data collection in May 1992

Timespan of variable



No.	Name of variable	Label	Survey period	Survey frequency
3.2.28)	vg_constrain	constraints to production	West since 01/1980 East from 01/1991 to 12/2000 East since 01/2001	Jan, Apr, Jul, Oct Monthly survey Jan, Apr, Jul, Oct

Wording of question

From 01/1991 to 10/2001

No questionnaires from East Germany available

From 01/1980 to 10/2001

Our domestic production activities with regard to XY are currently constrained.

yes [1]  no [2]

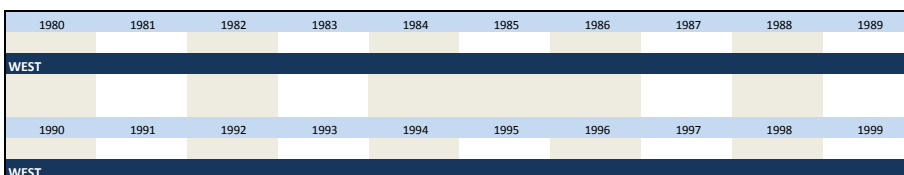
Since 01/2002

Our domestic production activities are currently constrained.

yes [1]  no [2]

Further information

Timespan of variable



EAST									
2000	2001	2002	2003	2004	2005	2006	2007	2008	2009
WEST									
EAST									
2010	2011	2012	2013	2014	2015	2016	2017	2018	2019
WEST									
EAST									

No.	Name of variable	Label	Survey period	Survey frequency
3.2.29)	bau_mplack	constraints: lack of manpower	West since 01/1991 East since 01/1991	Monthly survey Monthly survey

Wording of question

Since 01/1991

The construction activities / execution of orders are/is currently or were/was constrained\* if yes, through:

Lack of manpower [1]

Further information

\* for the precise wording of the question in each period see 3.2.25) bau\_constraints

Timespan of variable

1990									
1991									
1992									
1993									
1994									
1995									
1996									
1997									
1998									
1999									
WEST									
EAST									
2000	2001	2002	2003	2004	2005	2006	2007	2008	2009
WEST									
EAST									
2010	2011	2012	2013	2014	2015	2016	2017	2018	2019
WEST									
EAST									

No.	Name of variable	Label	Survey period	Survey frequency
3.2.30)	dl_mplack	constaints by lack of skilled labour	West since 10/2004 East since 10/2004	Jan, Apr, Jul, Oct Jan, Apr, Jul, Oct

Wording of question

Since 10/2004

**Special question** (is asked every 3 months)

Our **domestic business activities** are currently constrained.

yes  no

if yes, by the following factors:  
(multiple answers possible)

[1] Lack of skilled labour

Further information

Timespan of variable

1990									
1991									
1992									
1993									
1994									
1995									
1996									
1997									
1998									
1999									
WEST									
EAST									
2000	2001	2002	2003	2004	2005	2006	2007	2008	2009
WEST									
EAST									
2010	2011	2012	2013	2014	2015	2016	2017	2018	2019
WEST									
EAST									

No.	Name of variable	Label	Survey period	Survey frequency
-----	------------------	-------	---------------	------------------

3.2.31) **han\_mplack** lack of manpower

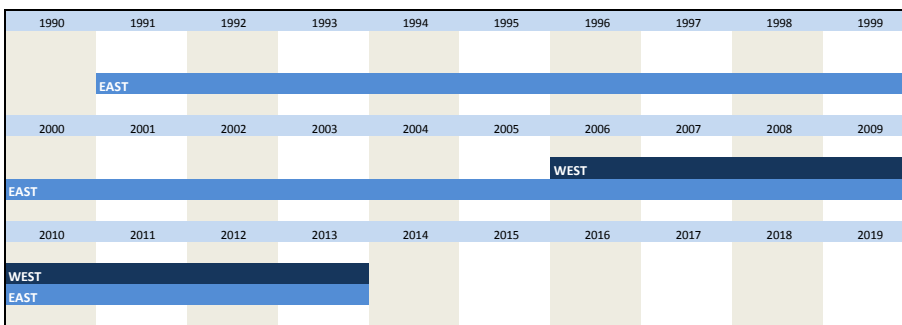
West since 04/2006  
 East from 01/1991 to 01/2006  
 East since 04/2006

Jan, Apr, Jul, Oct  
 Monthly survey  
 Jan, Apr, Jul, Oct

**Wording of question**

From 01/1991 to 01/2006  Our sales activities are currently constrained. <b>If yes, through</b>  Lack of qualified skilled labour [1] <input type="text"/>	<b>Further information</b>  No data collection in May 1992
Since 04/2006  Our sales activities are currently constrained. <b>If yes, through</b>  Lack of skilled labour [1] <input type="text"/>	

**Timespan of variable**



No.	Name of variable	Label	Survey period	Survey frequency
-----	------------------	-------	---------------	------------------

3.2.32) **vg\_mplack** lack of manpower

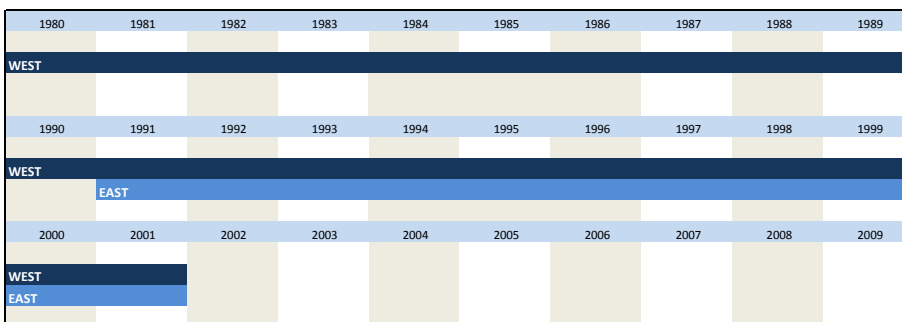
West from 01/1980 to 10/2001  
 East from 01/1991 to 12/2000  
 East from 01/2001 to 10/2001

Jan, Apr, Jul, Oct  
 Monthly survey  
 Jan, Apr, Jul, Oct

**Wording of question**

From 01/1991 to 10/2001  No questionnaires from East Germany available	<b>Further information</b>
From 01/1980 to 10/1995  Our domestic <b>production activities</b> with regard to XY are currently constrained. <b>If yes, by the following factors:</b>  lack of manpower [1] <input type="text"/>	
From 01/1996 to 10/2001  Our domestic production activities with regard to XY are currently constrained. <b>If yes, by the following factors:</b>  lack of skilled labour [1] <input type="text"/>	

**Timespan of variable**



2010	2011	2012	2013	2014	2015	2016	2017	2018	2019
------	------	------	------	------	------	------	------	------	------

No.	Name of variable	Label	Survey period	Survey frequency
-----	------------------	-------	---------------	------------------

3.2.33)	<b>bau_finan</b>	constraints: financing	West since 01/1991 East since 01/1991	Monthly survey Monthly survey
---------	------------------	------------------------	--	----------------------------------

**Wording of question**

<p>Since 01/1991</p> <p>The construction activities / execution of orders are/is currently or were/was constrained* if yes, through:</p> <p>insufficient financing [1] <input type="text"/></p>	<p><b>Further information</b></p> <p>* for the precise wording of the question in each period see 3.2.25) <b>bau_constraints</b></p>
---	--

**Timespan of variable**

1990	1991	1992	1993	1994	1995	1996	1997	1998	1999
WEST									
EAST									
2000	2001	2002	2003	2004	2005	2006	2007	2008	2009
WEST									
EAST									
2010	2011	2012	2013	2014	2015	2016	2017	2018	2019
WEST									
EAST									

No.	Name of variable	Label	Survey period	Survey frequency
-----	------------------	-------	---------------	------------------

3.2.34)	<b>dl_finan</b>	constaints by problems of financing	West since 10/2004 East since 10/2004	Jan, Apr, Jul, Oct Jan, Apr, Jul, Oct
---------	-----------------	-------------------------------------	--	--

**Wording of question**

<p>Since 10/2004</p> <p><b>Special question</b> (is asked every 3 months)</p> <p>Our <b>domestic business activities</b> are currently constrained.</p> <p><input type="text"/> yes    <input type="checkbox"/> no</p> <p>if yes, by the following factors: (multiple answers possible)</p> <p><input type="text"/> [1] shortages of financing</p>	<p><b>Further information</b></p>
--	-----------------------------------

**Timespan of variable**

1990	1991	1992	1993	1994	1995	1996	1997	1998	1999
WEST									
EAST									
2000	2001	2002	2003	2004	2005	2006	2007	2008	2009
WEST									
EAST									
2010	2011	2012	2013	2014	2015	2016	2017	2018	2019
WEST									
EAST									

No.	Name of variable	Label	Survey period	Survey frequency
-----	------------------	-------	---------------	------------------

3.2.35)	<b>han_diffin</b>	difficulties in financing	West since 04/2006 East from 01/1991 to 01/2006 East since 04/2006	Jan, Apr, Jul, Oct Monthly survey Jan, Apr, Jul, Oct
---------	-------------------	---------------------------	--	--

**Wording of question**

<p>Since 01/1991</p> <p>Our sales activities are currently constrained.  <b>If yes</b>, through</p> <p style="text-align: center;">difficulties in financing [1] <input type="text"/></p>	<p>Further information</p> <p>No data collection in May 1992</p>
<p>Timespan of variable</p>	

No.	Name of variable	Label	Survey period	Survey frequency
3.2.36)	vg_diffin	difficulties of financing	East from 01/1991 to 12/2000 East and West since 01/2002	Monthly survey Jan, Apr, Jul, Oct

Wording of question

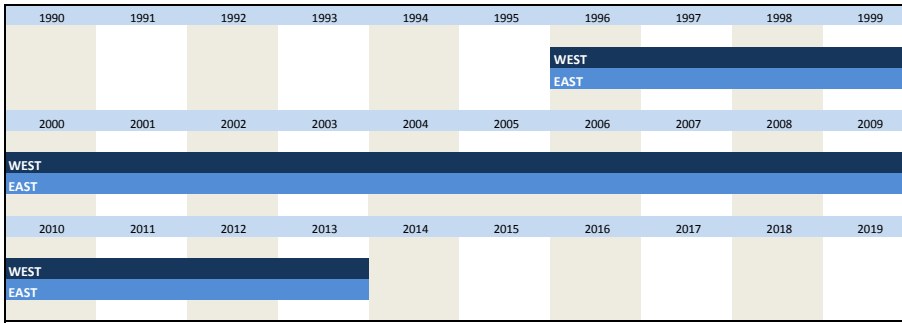
<p>From 01/1991 to 10/2000</p> <p>No questionnaires from East Germany available</p> <p>Since 01/2002</p> <p>Our domestic <b>production activities</b> are currently constrained.  <b>If yes</b>, by the following factors:</p> <p style="text-align: center;">difficulties in financing [1] <input type="text"/></p>	<p>Further information</p>
<p>Timespan of variable</p>	

No.	Name of variable	Label	Survey period	Survey frequency
3.2.37)	bau_ordlack	lack of orders	West since 01/1996 East since 01/1996	Monthly survey Monthly survey

Wording of question

<p>Since 01/1996</p> <p>The construction activities / execution of orders are/is currently or were/was constrained*  <b>if yes</b>, through:</p> <p style="text-align: center;">lack of orders [1] <input type="text"/></p>	<p>Further information</p> <p>* for the precise wording of the question in each period see 3.2.25) bau_constraints</p>
---	--

Timespan of variable



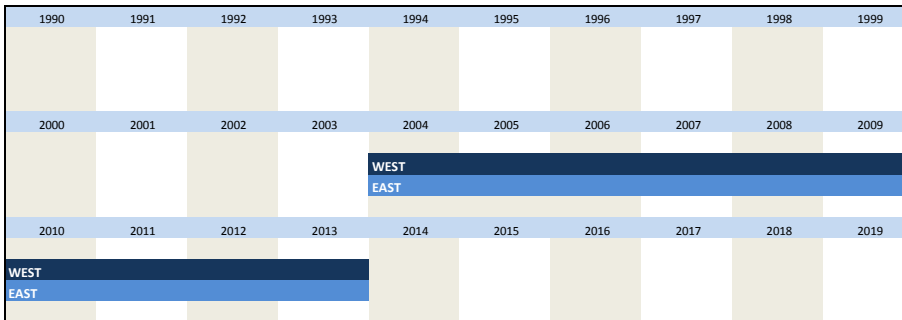
No.	Name of variable	Label	Survey period	Survey frequency
-----	------------------	-------	---------------	------------------

3.2.38)	dl_lackdem	constaints by lack of demand	West since 10/2004 East since 10/2004	Jan, Apr, Jul, Oct Jan, Apr, Jul, Oct
---------	------------	------------------------------	--	--

Wording of question

<p>Since 10/2004</p> <p><b>Special question</b> (is asked every 3 months) Our <b>domestic business activities</b> are currently constrained.</p> <p><input type="checkbox"/> yes    <input checked="" type="checkbox"/> no</p> <p>if <b>yes</b>, by the following factors: (multiple answers possible)</p> <p><input type="checkbox"/> [1] too few orders, lack of demand</p>	Further information
---	---------------------

Timespan of variable




No.	Name of variable	Label	Survey period	Survey frequency
-----	------------------	-------	---------------	------------------

3.2.39)	han_weakdem	weak demand	West since 04/2006 East since 04/2006	Jan, Apr, Jul, Oct Jan, Apr, Jul, Oct
---------	-------------	-------------	--	--

Wording of question

<p>Since 01/1991</p> <p>Our sales activities are currently constrained.</p> <p>If <b>yes</b>, through</p> <p>weak demand [1] <input type="checkbox"/></p>	Further information
---	---------------------

Timespan of variable



EAST					
------	--	--	--	--	--

No.	Name of variable	Label	Survey period	Survey frequency
-----	------------------	-------	---------------	------------------

3.2.40)	vg_ordlack	lack of orders	West since 01/1980 East from 01/1991 to 12/2000 East since 01/2001	Jan, Apr, Jul, Oct Monthly survey Jan, Apr, Jul, Oct
---------	------------	----------------	--	--

Wording of question

<p>From 01/1991 to 10/2001</p> <p>No questionnaires from East Germany available</p> <p>From 01/1980 to 10/2001</p> <p>Our domestic <b>production activities</b> with regard to XY are currently constrained. If yes, by the following factors:</p> <p style="text-align: center;">too few orders* [1] <input type="text"/></p> <p>Since 01/2002</p> <p>Our domestic <b>production activities</b> are currently constrained. If yes, by the following factors:</p> <p style="text-align: center;">too few orders [1] <input type="text"/></p>	<p>Further information</p> <p>Following information is taken from the previous variable list</p> <p><b>*East from 01/1991 to 12/2000</b> "too few orders" was replaced by "sales difficulties"</p>
--	--

Timespan of variable

1980	1981	1982	1983	1984	1985	1986	1987	1988	1989
WEST									
1990	1991	1992	1993	1994	1995	1996	1997	1998	1999
WEST									
	EAST								
2000	2001	2002	2003	2004	2005	2006	2007	2008	2009
WEST									
EAST									
2010	2011	2012	2013	2014	2015	2016	2017	2018	2019
WEST									
EAST									

No.	Name of variable	Label	Survey period	Survey frequency
-----	------------------	-------	---------------	------------------

3.2.41)	dl_lackroom	constaints by lack of room/business equipment	West since 10/2004 East since 10/2004	Jan, Apr, Jul, Oct Jan, Apr, Jul, Oct
---------	-------------	---	--	--

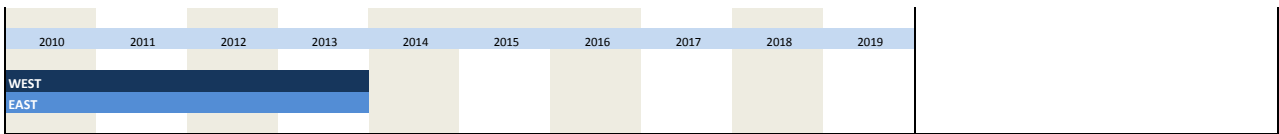
Wording of question

<p>Since 10/2004</p> <p><b>Special question</b> (is asked every 3 months)</p> <p>Our <b>domestic business activities</b> are currently constrained.</p> <p style="text-align: center;"><input type="checkbox"/> yes <input checked="" type="checkbox"/> no</p> <p>if yes, by the following factors: (multiple answers possible)</p> <p style="text-align: center;"><input type="checkbox"/> [1] lack of room / business equipment</p>	<p>Further information</p>
---	----------------------------

Timespan of variable

1990	1991	1992	1993	1994	1995	1996	1997	1998	1999
2000	2001	2002	2003	2004	2005	2006	2007	2008	2009
WEST									
EAST									



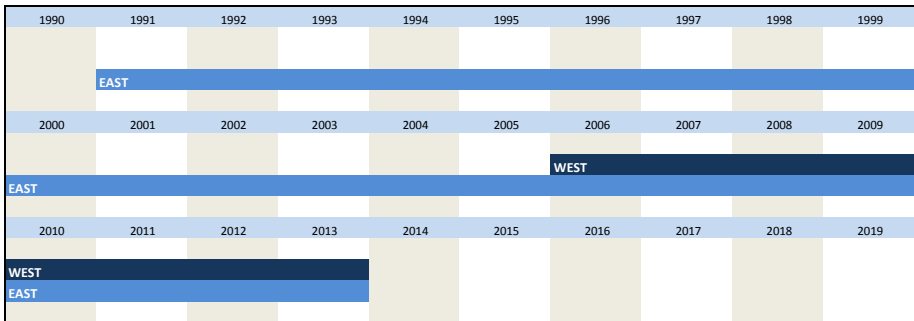


No.	Name of variable	Label	Survey period	Survey frequency
3.2.42)	han_sclack	lack of spacial capacity	West since 04/2006 East from 01/1991 to 01/2006 East since 04/2006	Jan, Apr, Jul, Oct Monthly survey Jan, Apr, Jul, Oct

**Wording of question**

<p>Since 01/1991</p> <p>Our sales activities are currently constrained.</p> <p><b>if yes, through</b></p> <p>Lack of proper spaces / industrial real estate [1] <input type="text"/></p>	<p><b>Further information</b></p> <p>No data collection in May 1992</p>
--	---

**Timespan of variable**

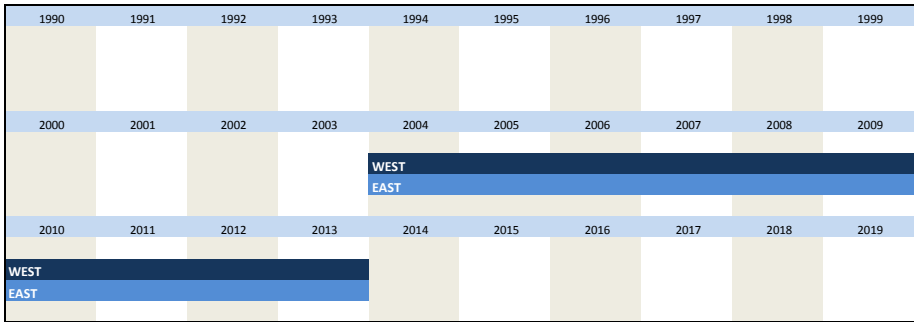


No.	Name of variable	Label	Survey period	Survey frequency
3.2.43)	dl_lacktec	constains by lack of technical capacities	West since 10/2004 East since 10/2004	Jan, Apr, Jul, Oct Jan, Apr, Jul, Oct

**Wording of question**

<p>Since 10/2004</p> <p><b>Special question</b> (is asked every 3 months)</p> <p>Our <b>domestic business activities</b> are currently constrained.</p> <p><input type="checkbox"/> yes <input checked="" type="checkbox"/> no</p> <p><b>if yes, by the following factors:</b> (multiple answers possible)</p> <p><input type="checkbox"/> [1] too little technical capacities</p>	<p><b>Further information</b></p>
--	-----------------------------------

**Timespan of variable**



No.	Name of variable	Label	Survey period	Survey frequency
3.2.44)	han equip	equipment	West since 04/2006 East from 01/1991 to 01/2006	Jan, Apr, Jul, Oct Monthly survey

East since 04/2006

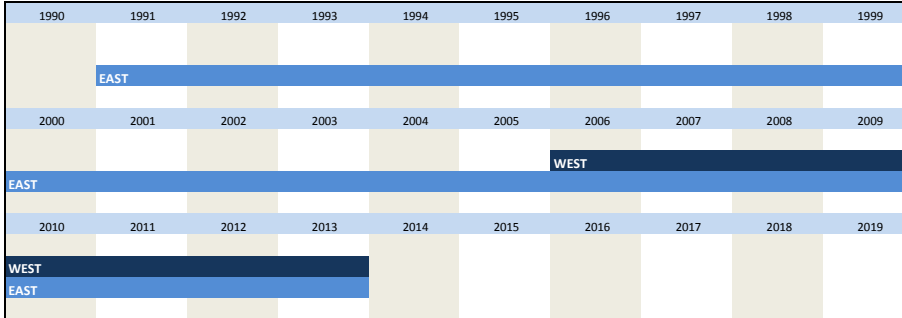
Jan, Apr, Jul, Oct

Wording of question

Since 01/1991  
 Our sales activities are currently constrained.  
 If yes, through  
 insufficient equipment, motor vehicles etc. [1]

Further information  
 No data collection in May 1992

Timespan of variable



No.	Name of variable	Label	Survey period	Survey frequency
3.2.45)	vg_techcap	technical capacity	West since 01/1980 East from 01/1991 to 12/2000 East since 01/2001	Jan, Apr, Jul, Oct Monthly survey Jan, Apr, Jul, Oct

Wording of question

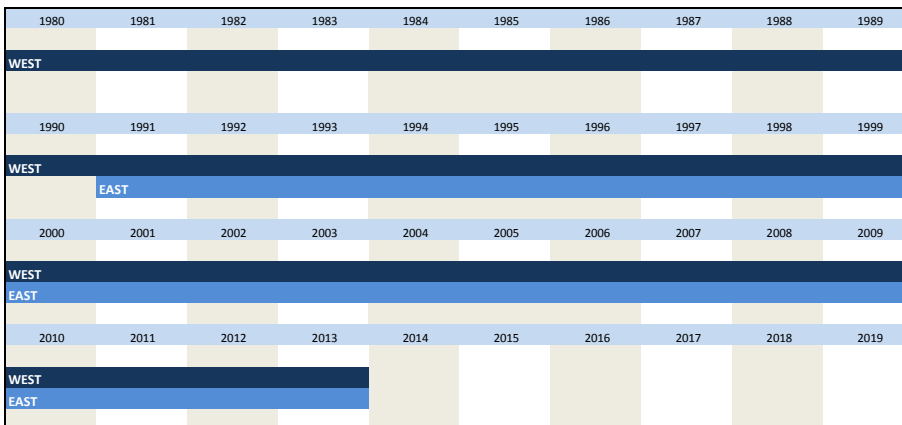
From 01/1991 to 10/2001  
 No questionnaires from East Germany available

From 01/1980 to 10/2001  
 Our domestic production activities with regard to XY are currently constrained.  
 If yes, by the following factors:  
 insufficient technical capacities\* [1]

Since 01/2002  
 Our domestic production activities are currently constrained.  
 If yes, by the following factors:  
 insufficient technical capacities [1]

Further information  
 Following information is taken from the previous variable list  
 \*East from 01/1991 to 12/2000  
 "insufficient technical capacity" was replaced by "insufficient technical equipment"

Timespan of variable

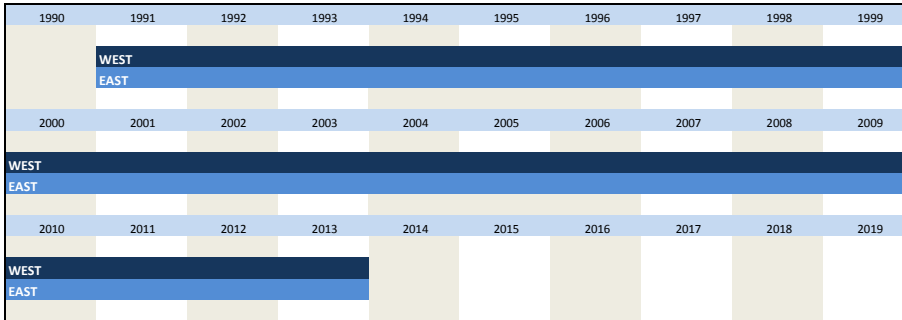


No.	Name of variable	Label	Survey period	Survey frequency
3.2.46)	bau_weathcon	constraints: weather conditions	West since 01/1991 East since 01/1991	Monthly survey Monthly survey

**Wording of question**

Since 01/1991  The construction activities / execution of orders are/is currently or were/was constrained* if yes, through:  unfavourable weather conditions [1] <input type="text"/>	Further information  * for the precise wording of the question in each period see 3.2.25) bau_constraints
--	---

**Timespan of variable**

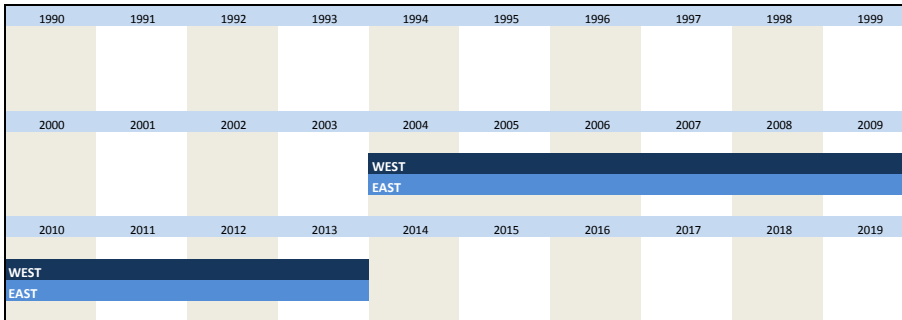


No.	Name of variable	Label	Survey period	Survey frequency
3.2.47)	dl_weather	constains by weather conditions	West since 10/2004 East since 10/2004	Jan, Apr, Jul, Oct Jan, Apr, Jul, Oct

**Wording of question**

Since 10/2004  <b>Special question</b> (is asked every 3 months) Our <b>domestic business activities</b> are currently constrained.  <input type="checkbox"/> yes <input checked="" type="checkbox"/> no  if yes, by the following factors: (multiple answers possible)  <input type="checkbox"/> [1] unfavourable weather conditions	Further information
---	---------------------

**Timespan of variable**



No.	Name of variable	Label	Survey period	Survey frequency
3.2.48)	han_weather	unfavourable weather	West since 04/2006 East from 01/1991 to 01/2006 East since 04/2006	Jan, Apr, Jul, Oct Monthly survey Jan, Apr, Jul, Oct

**Wording of question**

Since 02/1994  Our sales activities are currently constrained. If yes, through  unfavourable weather conditions [1] <input type="text"/>	Further information  No data collection in May 1992
---	---

**Timespan of variable**

1990	1991	1992	1993	1994	1995	1996	1997	1998	1999
				EAST					
2000	2001	2002	2003	2004	2005	2006	2007	2008	2009
					WEST				
EAST									
2010	2011	2012	2013	2014	2015	2016	2017	2018	2019
WEST									
EAST									

No.	Name of variable	Label	Survey period	Survey frequency
3.2.49)	vg_weather	weather conditions	East from 02/1994 to 06/2000	Monthly survey

Wording of question

From 02/1994 to 06/2000

No questionnaires from East Germany available

From 02/1994 to 06/2000\*

Our domestic **production activities** with regard to XY are currently constrained.  
**If yes**, by the following factors:

unfavourable weather conditions [1]

Further information

\* The wording is taken from the previous variable list. Furthermore the variable does not contain any values from 01/1999 on.

Timespan of variable

1980	1981	1982	1983	1984	1985	1986	1987	1988	1989
1990	1991	1992	1993	1994	1995	1996	1997	1998	1999
				EAST					
2000	2001	2002	2003	2004	2005	2006	2007	2008	2009
EAST									
2010	2011	2012	2013	2014	2015	2016	2017	2018	2019

No.	Name of variable	Label	Survey period	Survey frequency
3.2.50)	bau_othrea	constraints: other reasons	West since 01/1991 East since 01/1991	Monthly survey Monthly survey

Wording of question

Since 01/1991

The construction activities / execution of orders are/is currently or were/was constrained\*  
**if yes**, through:

other reasons, namely\*\*

Further information

\* for the precise wording of the question in each period see 3.2.25) **bau\_constraints**

\*\* "namely" added since 01/2002

Timespan of variable

1990	1991	1992	1993	1994	1995	1996	1997	1998	1999
	WEST								
	EAST								
2000	2001	2002	2003	2004	2005	2006	2007	2008	2009
WEST									
EAST									

2010	2011	2012	2013	2014	2015	2016	2017	2018	2019
WEST									
EAST									

No.	Name of variable	Label	Survey period	Survey frequency
-----	------------------	-------	---------------	------------------

3.2.51)	dl_othrea	constains by other reasons	West since 10/2004 East since 10/2004	Jan, Apr, Jul, Oct Jan, Apr, Jul, Oct
---------	-----------	----------------------------	--	--

Wording of question

<p>Since 10/2004</p> <p><b>Special question</b> (is asked every 3 months)</p> <p>Our <b>domestic business activities</b> are currently constrained.</p> <p><input type="checkbox"/> yes      <input checked="" type="checkbox"/> no</p> <p><b>if yes, by the following factors:</b> (multiple answers possible)</p> <p><input type="checkbox"/> [1] other reasons _____</p>	Further information
---	---------------------

Timespan of variable

1990	1991	1992	1993	1994	1995	1996	1997	1998	1999
2000	2001	2002	2003	2004	2005	2006	2007	2008	2009
				WEST					
				EAST					
2010	2011	2012	2013	2014	2015	2016	2017	2018	2019
WEST									
EAST									

No.	Name of variable	Label	Survey period	Survey frequency
-----	------------------	-------	---------------	------------------

3.2.52)	han_othrea	other reasons	West since 04/2006 East from 01/1991 to 01/2006 East since 04/2006	Jan, Apr, Jul, Oct Monthly survey Jan, Apr, Jul, Oct
---------	------------	---------------	--	--

Wording of question

<p>Since 01/1991</p> <p>Our sales activities are currently constrained.</p> <p><b>if yes, through</b></p> <p>other reasons, namely [1] <input type="checkbox"/></p>	Further information
	No data collection in May 1992

Timespan of variable

1990	1991	1992	1993	1994	1995	1996	1997	1998	1999
EAST									
2000	2001	2002	2003	2004	2005	2006	2007	2008	2009
EAST						WEST			
2010	2011	2012	2013	2014	2015	2016	2017	2018	2019
WEST									
EAST									

No.	Name of variable	Label	Survey period	Survey frequency
-----	------------------	-------	---------------	------------------

3.2.53) **vg\_othrea** other reasons

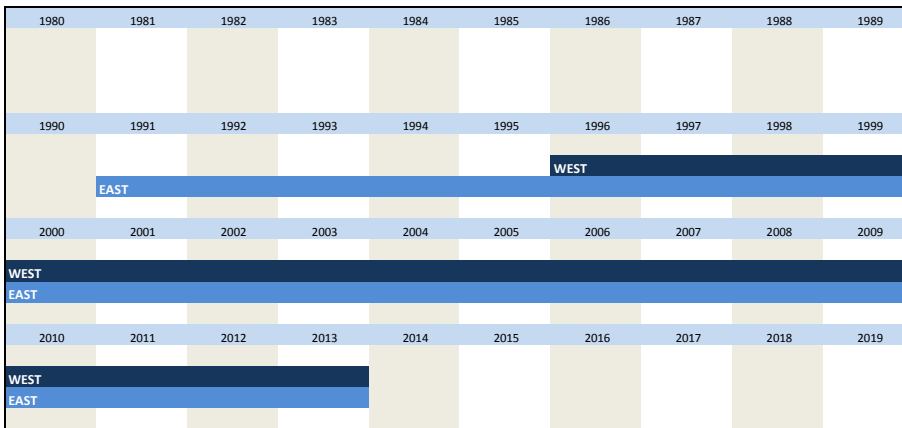
West since 01/1996  
East from 01/1991 to 12/2000  
East since 01/2001

Jan, Apr, Jul, Oct  
Monthly survey  
Jan, Apr, Jul, Oct

Wording of question

<p>From 01/1991 to 10/2001</p> <p>No questionnaires from East Germany available</p> <hr/> <p>From 01/1996 to 10/2001</p> <p>Our domestic <b>production activities</b> with regard to XY are currently constrained. If yes, by the following factors:</p> <p style="text-align: center;">other factors [1] <input style="width: 100px; height: 20px;" type="text"/></p> <hr/> <p>Since 01/2002</p> <p>Our domestic <b>production activities</b> are currently constrained. If yes, by the following factors:</p> <p style="text-align: center;">other factors [1] <input style="width: 100px; height: 20px;" type="text"/></p>	<p>Further information</p>
---	----------------------------

Timespan of variable



No.	Name of variable	Label	Survey period	Survey frequency
-----	------------------	-------	---------------	------------------

3.2.54) **bau\_matlack** constraints: lack of material

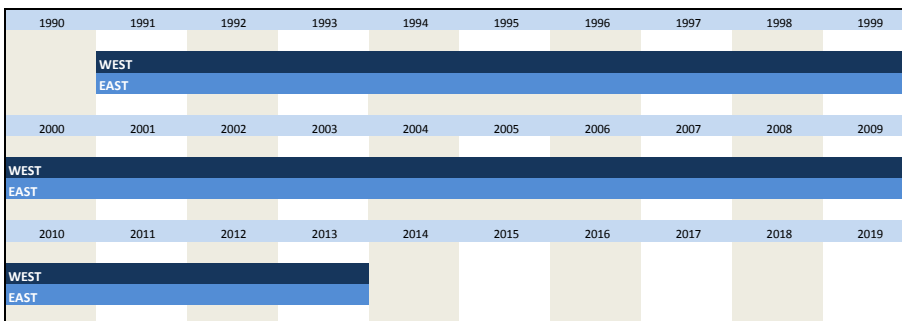
West since 01/1991  
East since 01/1991

Monthly survey  
Monthly survey

Wording of question

<p>Since 01/1991</p> <p>The construction activities / execution of orders are/is currently or were/was constrained* if yes, through:</p> <p style="text-align: center;">Lack of material [1] <input style="width: 100px; height: 20px;" type="text"/></p>	<p>Further information</p> <p>* for the precise wording of the question in each period see 3.2.25) <b>bau_constraints</b></p>
---	---

Timespan of variable



No.	Name of variable	Label	Survey period	Survey frequency
-----	------------------	-------	---------------	------------------

3.2.55) **han\_diffsup** difficulties of supply

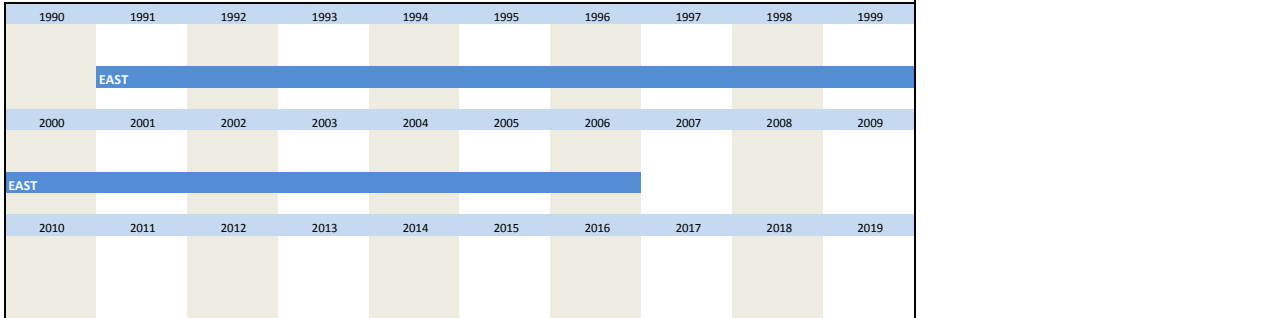
East from 01/1991 to 01/2006

Monthly survey

**Wording of question**

Since 01/1991  Our sales activities are currently constrained. If yes, through  difficulties in supply, namely [1] <input type="text"/>	Further information  No data collection in May 1992
--	---

**Timespan of variable**




No.	Name of variable	Label	Survey period	Survey frequency
3.2.56)	vg_matlack	lack of material	West since 01/1980 East since 01/2001	Jan, Apr, Jul, Oct Jan, Apr, Jul, Oct

**Wording of question**

From 01/1991 to 10/2001  No questionnaires from East Germany available	Further information
From 01/1980 to 10/2001  Our domestic <b>production activities</b> with regard to XY are currently constrained. If yes, by the following factors:  Lack of raw resp. primary materials [1] <input type="text"/>	
Since 01/2002  Our domestic <b>production activities</b> are currently constrained. If yes, by the following factors:  Lack of raw resp. primary materials [1] <input type="text"/>	

**Timespan of variable**



No.	Name of variable	Label	Survey period	Survey frequency
3.2.57)	bau_emp	employees	East from 12/1995 to 04/2001	Monthly survey

**Wording of question**

From 12/1995 to 04/2001  <b>Employees</b> In 19/20WW* the total number of our employees was on average _____	<b>Further information</b>  * "19WW" refers to the current year  <b>Example:</b> If the question was asked in December 1998, "19WW" meant "1998".
<b>Timespan of variable</b>	

No.	Name of variable	Label	Survey period	Survey frequency
3.2.58)	<b>bau_empl</b>	employees all together	West since 12/2002 East from 12/2002	Annual survey, December** Annual survey, December**

**Wording of question**

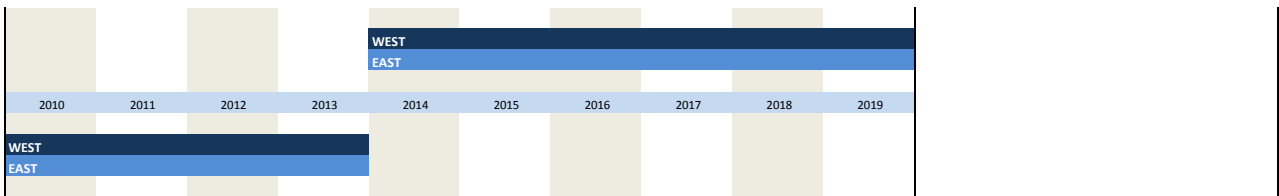
Since 12/2002  <b>Employees</b> In 20WW* the total number of our employees was on average _____	<b>Further information</b>  * "20WW" refers to the current year <b>Example:</b> If the question was asked in December 2003, "20WW" meant "2003".  ** the data is collected annually in December, but appears in data set monthly since 06/2009. The data then refers to the last December available.
<b>Timespan of variable</b>	

No.	Name of variable	Label	Survey period	Survey frequency
3.2.59)	<b>dl_employlast</b>	employees last 2-3 months	West since 10/2004 East since 10/2004	Monthly survey Monthly survey

**Wording of question**

Since 10/2004  <b>Information about your own business (inland)</b> <b>Current situation (appraisal and developments)</b>  During the last (2-3) months the number of our <b>employees</b> has  <table border="1" style="margin-left: auto; margin-right: auto;"> <tr> <td style="width: 40px; height: 20px;"></td> <td>[1] increased</td> </tr> <tr> <td style="width: 40px; height: 20px;"></td> <td>[2] not changed</td> </tr> <tr> <td style="width: 40px; height: 20px;"></td> <td>[3] decreased</td> </tr> </table>		[1] increased		[2] not changed		[3] decreased	<b>Further information</b>
	[1] increased						
	[2] not changed						
	[3] decreased						
<b>Timespan of variable</b>							



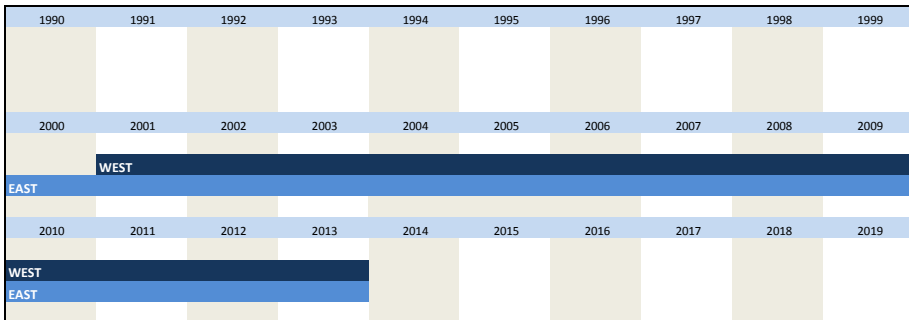


No.	Name of variable	Label	Survey period	Survey frequency
3.2.60)	han_empl	employees	West from 10/2001 to 10/2005 West since 02/2006 East from 10/2000 to 10/2005 East since 02/2006	Annual survey, Oct Annual survey, Nov** Annual survey, Oct* Annual survey, Nov**

**Wording of question**

Further information
<p>Since 10/2000</p> <p>The number of employees (incl. assisting family members, trainees and temporary employees)**:</p> <p>In our company we employ ca. .... persons.</p>

**Timespan of variable**



Further information
<p>*East 2001: Monthly survey</p> <p>**Since 02/2006</p> <p>The data is collected annually, but appears monthly in each data set. Every month the annually collected data is manually added to the data set. The data from the recent survey is usually added 2-3 months after the survey's completion.</p> <p><b>Example:</b> For November and December 2007 the variable <b>empl</b> contains the data that was collected in November 2006. Since January 2008 the variable <b>empl</b> contains the data that was collected in November 2007.</p> <p>***East from 07/1998 to 01/2006 state at the end of the reporting month</p>

No.	Name of variable	Label	Survey period	Survey frequency
3.2.61)	vg_emppro2	employees in production	West from 09/1980 to 10/2001 East from 01/1991 to 06/2001 East and West since 11/2001	Annual survey* Monthly survey Annual survey**

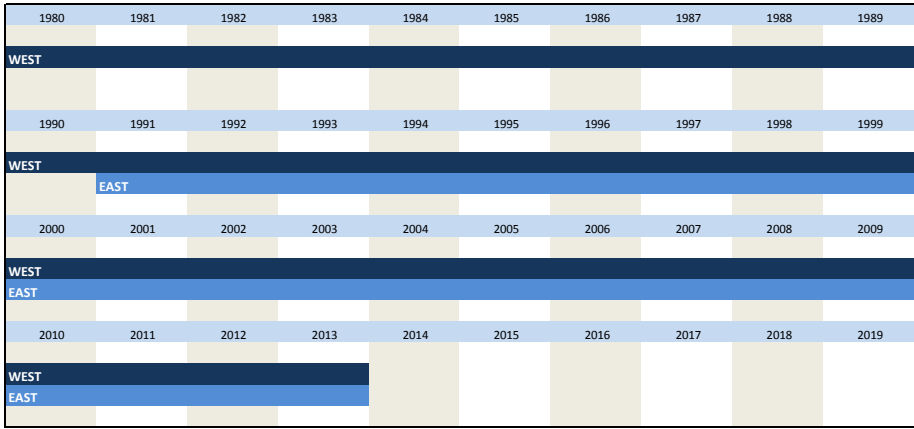
**Wording of question**

<p>From 01/1991 to 11/2001</p> <p>No questionnaires from East Germany available</p> <p>09/1980</p> <p>Number of employees (white- and blue-collar, as of September 1980) in the production of XY</p> <p>ca. .... persons</p> <p>From 10/1981 to 10/1997</p> <p>Number of employees</p> <p>As of: end of [month] [year]**</p> <p>In our company (domestic enterprises only) we employ [...] persons</p> <p>Thereof [...] persons fall upon XY. .... persons</p> <p>10/1998</p> <p>Number of employees</p> <p>In our company (domestic enterprises only) we employ [...] persons</p> <p>Thereof [...] persons fall upon XY. .... persons</p> <p>Since 10/1999</p> <p>Number of employees</p>
--

Further information
<p>* Annual survey</p> <p>1980: data collection in September</p> <p>1981 - 2000: data collection in October</p> <p>1994: no data collection</p> <p>** annual data collection in November</p> <p><b>Remark West:</b></p> <p>The data is collected annually but appears monthly in each data set. Every month the annually collected data is manually added to the data set. The recent data is usually added after 2-3 months from being collected.</p> <p><b>Example:</b></p> <p>For November and December 2007 the variable <b>emppro2</b> contains data that was collected in November 2001. From January 2003 the variable <b>emppro2</b> contains data that was collected in November 2002.</p> <p>***West from 10/1995 to 10/1997</p> <p>Month and year of the previous reporting period</p> <p><b>Example 10/1995:</b></p> <p>"As of end of September 1995"</p> <p>East from 01/1991 to 06/2000</p> <p>"As of end of the reporting month"</p>

In our company (domestic enterprises only) we employ [...] persons  
 Thereof [...] persons fall upon XY.  
 ..... persons  
 (optionally estimates according to the share of sales)

Timespan of variable



No.	Name of variable	Label	Survey period	Survey frequency
3.2.62)	bau_credit	credit allocation	East and West from 08/2003 to 08/2004 East and West from 03/2005 to 08/2008 East and West since 11/2008	Annual survey, August March, August Monthly survey

Wording of question

Since 08/2003

How do you evaluate the current willingness of banks to grant loans to businesses?

cooperative [1]


normal resp. usual [2]

cautious / restrictive [3]

Further information

\*in 2003: June, August

Timespan of variable



No.	Name of variable	Label	Survey period	Survey frequency
3.2.63)	han_credit	credit allocation	West from 06/2003 to 08/2005 East and West since 03/2006 East and West since 11/2008	Mrc, Aug* Mrc, Aug Monthly survey

Wording of question

Since 06/2003

How do you evaluate the current willingness of banks to grant loans to businesses?

cooperative [1]


normal resp. usual [2]

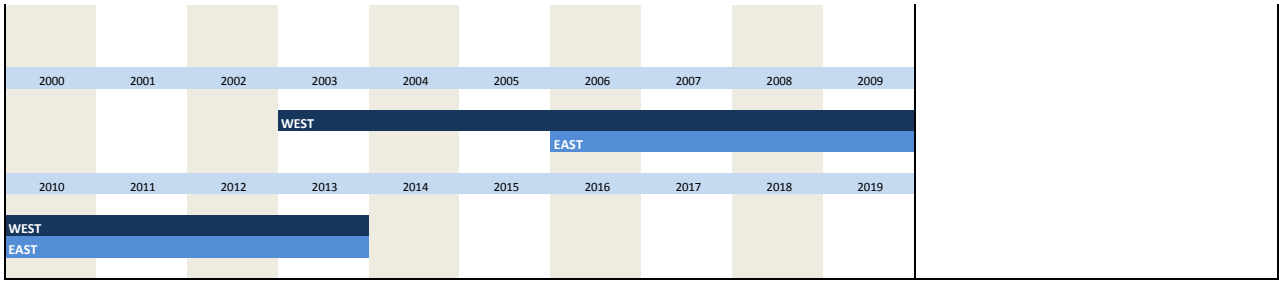
cautious / restrictive [3]

Further information

\*in 2003: June, August

Timespan of variable





No.	Name of variable	Label	Survey period	Survey frequency
3.2.64)	vg_credit	credit allocation	West from 06/2003 to 08/2008 and since 11/2008 East from 06/2003 to 08/2008 and since 11/2008	Irregular Monthly survey Irregular Monthly survey

**Wording of question**

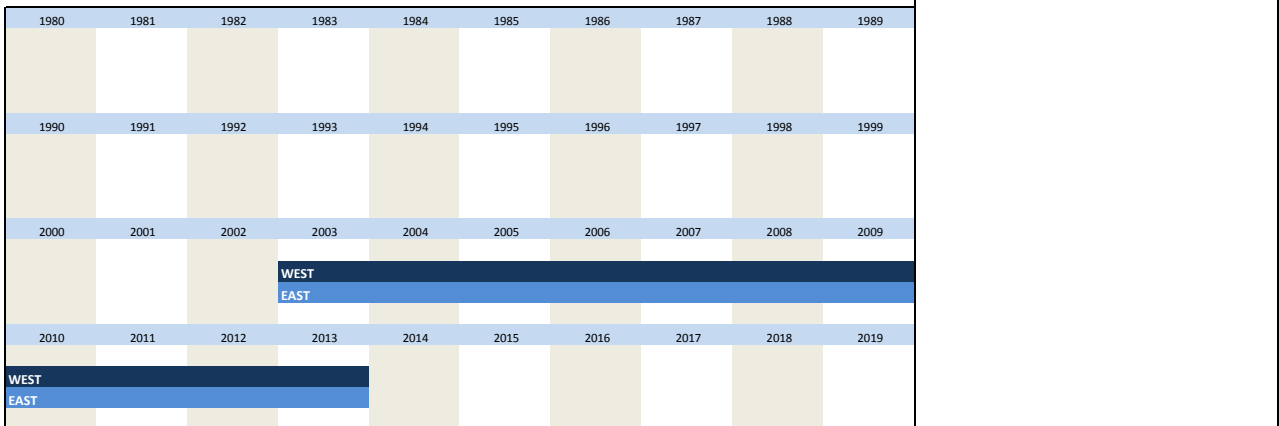
Since 07/2003

How do you evaluate the current willingness of banks to grant loans to businesses?

cooperative [1]  
normal resp. usual [2]  
cautious / restrictive [3]

Further information

**Timespan of variable**



**3.3 Variables referring to future state**

No.	Name of variable	Label	Survey period	Survey frequency
3.3.1)	bau_comexp	expected commercial operations	West since 01/1991 East since 01/1991	Monthly survey Monthly survey

**Wording of question**

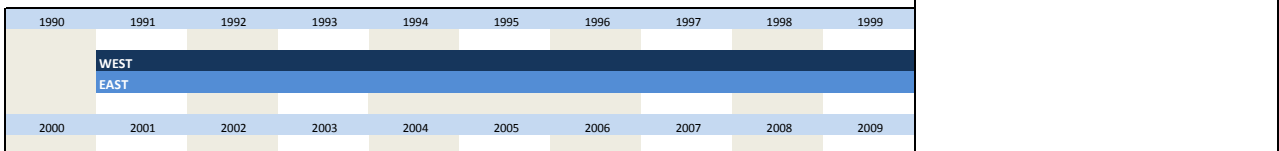
Since 01/1991

During the next 6 months our business situation will be

rather more favourable [1]  
about the same [2]  
rather more unfavourable [3]

Further information

**Timespan of variable**



WEST									
EAST									
2010	2011	2012	2013	2014	2015	2016	2017	2018	2019
WEST									
EAST									

No.	Name of variable	Label	Survey period	Survey frequency
3.3.2)	dl_expectbus	expected business situation for the next 6 months	West since 10/2004 East since 10/2004	Monthly survey Monthly survey

**Wording of question**

<p>Since 10/2004</p> <p><b>Information about your own business</b> (inland)</p> <p><b>Expectations</b> (after elimination of purely seasonal fluctuations)</p> <p>During the next 6 months the <b>development of our business</b> will be</p> <div style="display: flex; align-items: center;"> <div style="border: 1px solid black; width: 30px; height: 15px; margin-right: 5px;"></div> [1] more favourable  <div style="border: 1px solid black; width: 30px; height: 15px; margin-right: 5px; margin-left: 10px;"></div> [2] the same  <div style="border: 1px solid black; width: 30px; height: 15px; margin-right: 5px; margin-left: 10px;"></div> [3] more unfavourable </div>	<b>Further information</b>
--	----------------------------

**Timespan of variable**

1990	1991	1992	1993	1994	1995	1996	1997	1998	1999	
2000	2001	2002	2003	2004	2005	2006	2007	2008	2009	
				WEST						
				EAST						
2010	2011	2012	2013	2014	2015	2016	2017	2018	2019	
WEST										
EAST										

No.	Name of variable	Label	Survey period	Survey frequency
3.3.3)	han_comexp	business development	West since 01/1990 East since 01/1991	Monthly survey Monthly survey

**Wording of question**

<p>From 01/1990 to 02/2002</p> <p><b>Plans and expectations</b></p> <p>After elimination of purely seasonal fluctuations the development of our business during the next 6 months will be</p> <div style="display: flex; align-items: center;"> <div style="margin-right: 20px;"> <p>more favourable [1]</p> <p>about the same [2]</p> <p>more unfavourable [3]</p> </div> </div> <p>From 03/2002 to 01/2007</p> <p><b>Expectations for 6 months</b></p> <p>After elimination of purely seasonal fluctuations the development of our business will be</p> <div style="display: flex; align-items: center;"> <div style="margin-right: 20px;"> <p>more favourable [1]</p> <p>about the same [2]</p> <p>more unfavourable [3]</p> </div> </div> <p>Since 02/2007</p> <p><b>Expectations for the next 6 months</b></p> <p>After elimination of purely seasonal fluctuations the development of our business will be</p> <div style="display: flex; align-items: center;"> <div style="margin-right: 20px;"> <p>more favourable [1]</p> <p>about the same [2]</p> <p>more unfavourable [3]</p> </div> </div>	<b>Further information</b>
--	----------------------------

West from 01/1990 to 01/2006

[9] = Percentage share of stores giving respective answers. All answers of the stores are summed up and expressed as percentage.

Example:

3.3.4) han\_questpercansw81 [50]  
3.3.5) han\_questpercansw82 [30]  
3.3.6) han\_questpercansw83 [20]

That means, 50% of stores answered the question with "more favourable", 30% of stores answered the question with "about the same" and 20% of stores answered the question with "more unfavourable".

**Timespan of variable**

1990	1991	1992	1993	1994	1995	1996	1997	1998	1999
WEST									
EAST									
2000	2001	2002	2003	2004	2005	2006	2007	2008	2009
WEST									
EAST									
2010	2011	2012	2013	2014	2015	2016	2017	2018	2019
WEST									
EAST									

No.	Name of variable	Label	Survey period	Survey frequency
3.3.4)	han_questpercansw81	% to han_comexp more favourable	West from 01/1990 to 01/2006	Monthly survey

Timespan of variable

1990	1991	1992	1993	1994	1995	1996	1997	1998	1999	Further information Percentage of the stores that evaluate their business development in 6 months as " <b>more favourable</b> "  See 3.3.3) han_comexp
WEST										
2000	2001	2002	2003	2004	2005	2006	2007	2008	2009	
WEST										
2010	2011	2012	2013	2014	2015	2016	2017	2018	2019	
WEST										
EAST										
WEST										
EAST										
WEST										

No.	Name of variable	Label	Survey period	Survey frequency
3.3.5)	han_questpercansw82	% to han_comexp not changing	West from 01/1990 to 01/2006	Monthly survey

Timespan of variable

1990	1991	1992	1993	1994	1995	1996	1997	1998	1999	Further information Percentage of the stores that evaluate their business development in 6 months as " <b>about the same</b> "  See 3.3.3) han_comexp
WEST										
2000	2001	2002	2003	2004	2005	2006	2007	2008	2009	
WEST										
2010	2011	2012	2013	2014	2015	2016	2017	2018	2019	
WEST										
EAST										
WEST										
EAST										
WEST										

No.	Name of variable	Label	Survey period	Survey frequency
3.3.6)	han_questpercansw83	% to han_comexp more unfavourable	West from 01/1990 to 01/2006	Monthly survey

Timespan of variable

1990	1991	1992	1993	1994	1995	1996	1997	1998	1999	Further information Percentage of the stores that evaluate their business development in 6 months as " <b>more unfavourable</b> "  See 3.3.3) han_comexp
WEST										
2000	2001	2002	2003	2004	2005	2006	2007	2008	2009	
WEST										
2010	2011	2012	2013	2014	2015	2016	2017	2018	2019	
WEST										
EAST										
WEST										
EAST										
WEST										

No.	Name of variable	Label	Survey period	Survey frequency
-----	------------------	-------	---------------	------------------

Wording of question

Further information	
<p>From 01/1991 to 11/2001</p> <p>No questionnaires from East Germany available</p>	
<p>From 01/1980 to 06/1997</p> <p>With respect to the economic development - so after elimination of purely seasonal fluctuations - our business situation for XY during the next 6 months will be</p> <p>rather more favourable [1]      </p> <p>about the same [2]</p> <p>rather more unfavourable [3]</p>	
<p>From 07/1997 to 11/2001</p> <p>With respect to the economic development our business situation for XY during the next 6 months will be</p> <p>rather more favourable [1]      </p> <p>about the same [2]</p> <p>rather more unfavourable [3]</p>	
<p>Since 01/2002</p> <p><b>Expectations for the next 6 months</b></p> <p>With respect to the economic development our <b>business situation</b> for XY will be</p> <p>rather more favourable [1]      </p> <p>about the same [2]</p> <p>rather more unfavourable [3]</p>	

Timespan of variable

1980	1981	1982	1983	1984	1985	1986	1987	1988	1989
<b>WEST</b>									
1990	1991	1992	1993	1994	1995	1996	1997	1998	1999
<b>WEST</b>									
	<b>EAST</b>								
2000	2001	2002	2003	2004	2005	2006	2007	2008	2009
<b>WEST</b>									
<b>EAST</b>									
2010	2011	2012	2013	2014	2015	2016	2017	2018	2019
<b>WEST</b>									
<b>EAST</b>									

No.	Name of variable	Label	Survey period	Survey frequency
-----	------------------	-------	---------------	------------------

Wording of question

Further information	
<p>Since 01/1991</p> <p>During the next 3 months we probably build</p> <p>more [1]      } than / as during as much [2]    } the previous less [3]        } 3 months</p> <p></p>	

Timespan of variable

1990	1991	1992	1993	1994	1995	1996	1997	1998	1999
<b>WEST</b>									
<b>EAST</b>									
2000	2001	2002	2003	2004	2005	2006	2007	2008	2009
<b>WEST</b>									

EAST									
2010	2011	2012	2013	2014	2015	2016	2017	2018	2019
WEST									
EAST									

No.	Name of variable	Label	Survey period	Survey frequency
3.3.9)	vg_proexp	expected production	West since 01/1980 East since 01/1991	Monthly survey Monthly survey

**Wording of question**

Wording of question	Further information
<p>From 01/1991 to 11/2001</p> <p>No questionnaires from East Germany available</p>	<p>* from 04/1991 to 01/1993 "decline" instead of "decrease"</p>
<p>From 01/1980 to 06/1994</p> <p>With respect to the economic development - so after elimination of purely seasonal fluctuations - our domestic production of XY during the next 3 months will probably</p> <p>increase [1] remain about the same [2] decrease [3]</p>	
<p>From 07/1994 to 06/1997</p> <p>With respect to the economic development - so after elimination of purely seasonal fluctuations - our domestic production of XY during the next 3 months will probably</p> <p>increase [1] remain about the same [2] decrease [3] no considerable domestic production [4]</p>	
<p>From 07/1997 to 11/2001</p> <p>With respect to the economic development our domestic production of XY during the next 3 months will probably</p> <p>increase [1] remain about the same [2] decrease [3] no considerable domestic production [4]</p>	
<p>Since 01/2002</p> <p><b>Expectations for the next 3 months</b> Our domestic production activities with regards to XY will probably</p> <p>increase [1] remain about the same [2] decrease [3] no considerable domestic production [4]</p>	

**Timespan of variable**

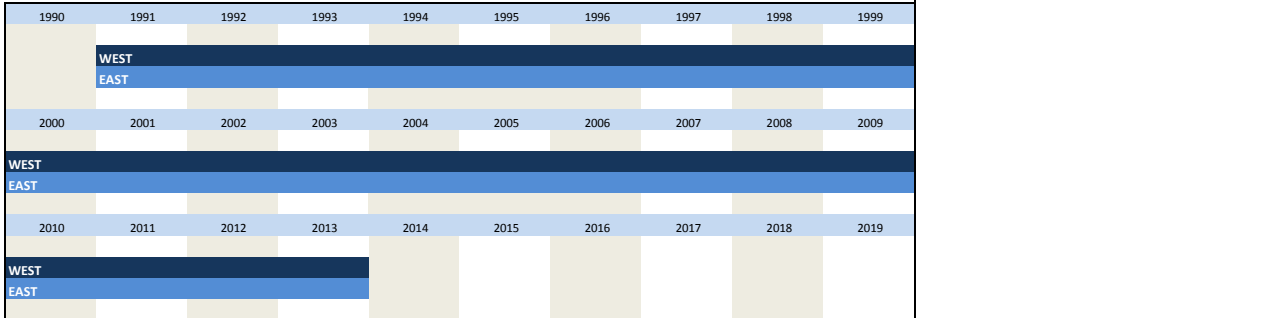
1980	1981	1982	1983	1984	1985	1986	1987	1988	1989
WEST									
1990	1991	1992	1993	1994	1995	1996	1997	1998	1999
WEST									
	EAST								
2000	2001	2002	2003	2004	2005	2006	2007	2008	2009
WEST									
EAST									
2010	2011	2012	2013	2014	2015	2016	2017	2018	2019
WEST									
EAST									

No.	Name of variable	Label	Survey period	Survey frequency
3.3.10)	bau_exppr	expected prices	West since 01/1991	Monthly survey

Wording of question

<p>Since 01/1991</p> <p>During the next 3 months the prices obtainable for construction will probably</p> <p style="margin-left: 40px;">steigen [1] remain about the same [2] decline [3]</p>	<p>Further information</p>
---	----------------------------

Timespan of variable

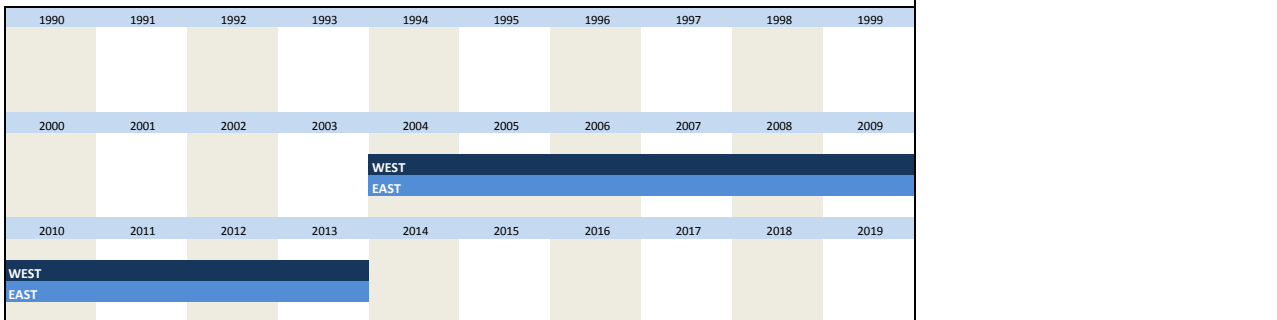


No.	Name of variable	Label	Survey period	Survey frequency
3.3.11)	dl_pricenext	prices for the next 3 months	West since 10/2004 East since 10/2004	Monthly survey Monthly survey

Wording of question

<p>Since 10/2004</p> <p><b>Information about your own business</b> (inland)</p> <p><b>Expectations</b> (after elimination of purely seasonal fluctuations)</p> <p>During the next 3 months the <b>prices</b> of our services will</p> <p style="margin-left: 40px;"> <input type="checkbox"/> [1] increase  <input type="checkbox"/> [2] remain the same  <input type="checkbox"/> [3] decrease         </p>	<p>Further information</p>
--	----------------------------

Timespan of variable

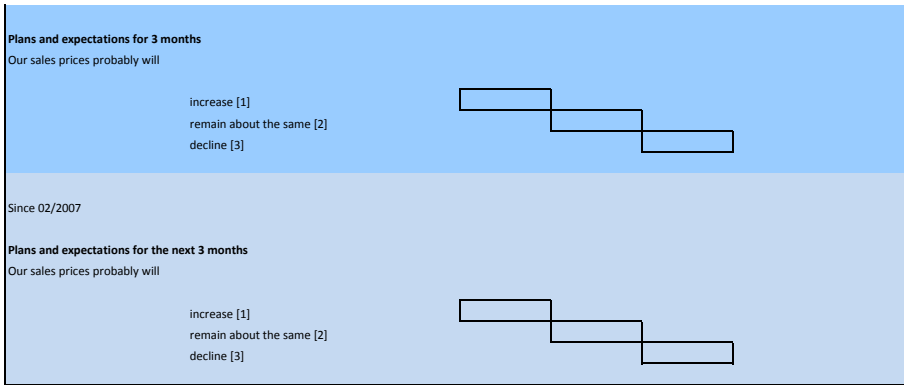


No.	Name of variable	Label	Survey period	Survey frequency
3.3.12)	han_exppr	expected prices	West since 01/1990 East since 01/1991	Monthly survey Monthly survey

Wording of question

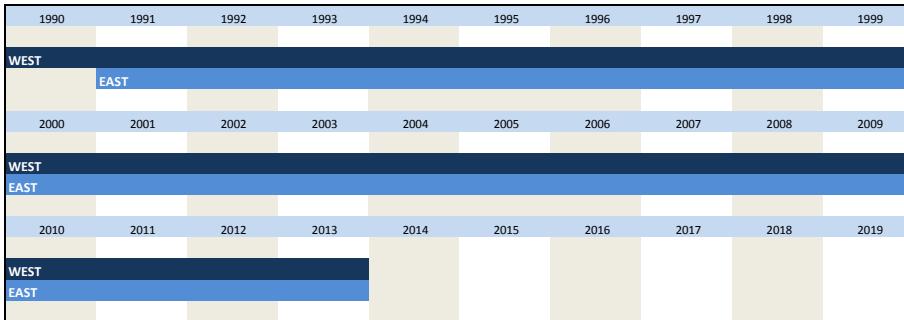
<p>From 01/1990 to 02/2002</p> <p><b>Plans and expectations</b></p> <p>During the next 3 months our sales prices probably will</p> <p style="margin-left: 40px;">increase [1] remain about the same [2] decline [3]</p> <p>From 03/2002 to 01/2007</p>	<p>Further information</p> <p>West from 01/1990 to 01/2006</p> <p>[9] = Percentage share of stores giving respective answers. All answers of the stores are summed up and expressed as percentage.</p> <p>Example:</p> <p>3.3.13) han_questpercansw61 [50] 3.3.14) han_questpercansw62 [30] 3.3.15) han_questpercansw63 [20]</p>
--	--





That means, 50% of stores answered the question with "increase", 30% of stores answered the question with "remain about the same" and 20% of stores answered the question with "decrease".

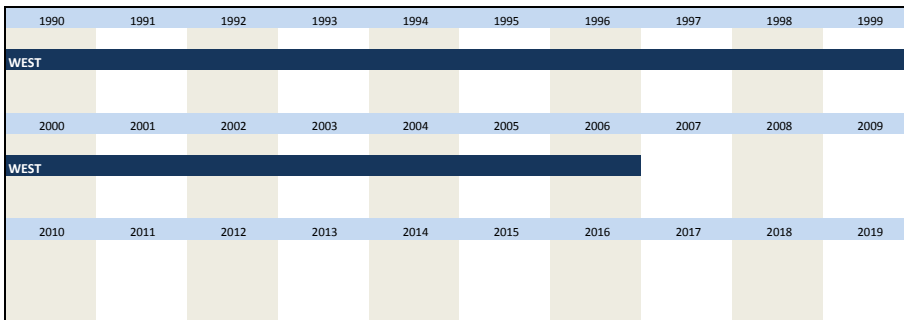
Timespan of variable



No.	Name of variable	Label	Survey period	Survey frequency
-----	------------------	-------	---------------	------------------

3.3.13) **han\_questpercansw61** % to exppr increasing West from 01/1990 to 01/2006 Monthly survey

Timespan of variable

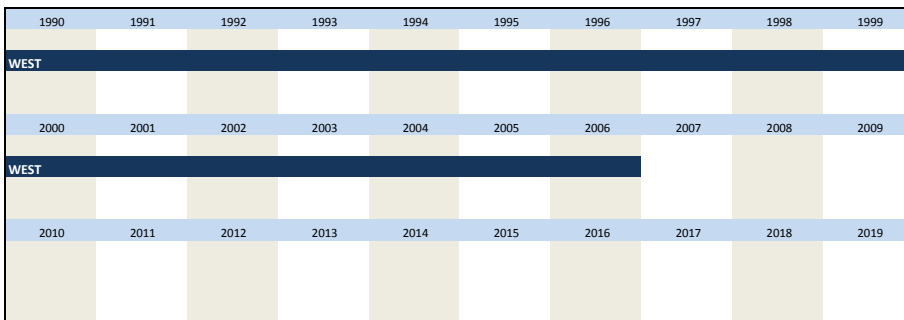


Further information  
Percentage of the stores that expect the sales prices to "increase"  
See  
3.3.12) han\_exppr

No.	Name of variable	Label	Survey period	Survey frequency
-----	------------------	-------	---------------	------------------

3.3.14) **han\_questpercansw62** % to exppr not changing West from 01/1990 to 01/2006 Monthly survey

Timespan of variable



Further information  
Percentage of the stores that expect the sales prices to "remain about the same"  
See  
3.3.12) han\_exppr

No.	Name of variable	Label	Survey period	Survey frequency
-----	------------------	-------	---------------	------------------

3.3.15) **han\_questpercansw63** % to exppr decreasing West from 01/1990 to 01/2006 Monthly survey

Timespan of variable

1990	1991	1992	1993	1994	1995	1996	1997	1998	1999	Further information
WEST										Percentage of the stores that expect the sales prices to "decline"
2000	2001	2002	2003	2004	2005	2006	2007	2008	2009	
WEST										See 3.3.12) han_exppr
2010	2011	2012	2013	2014	2015	2016	2017	2018	2019	

No.	Name of variable	Label	Survey period	Survey frequency
-----	------------------	-------	---------------	------------------

3.3.16) **vg\_priceexp** expected domestic prices

West since 01/1980  
East since 01/1991

Monthly survey  
Monthly survey

Wording of question

Further information
<p>From 01/1991 to 11/2001</p> <p>No questionnaires from East Germany available</p>
<p>From 01/1980 to 05/1980</p> <p>During the next 3 months our domestic sales prices for XY (only for regular orders) - taking changes of conditions into account - probably will</p> <p style="padding-left: 40px;">increase [1] remain about the same [2] decline [3]</p>
<p>From 06/1980 to 11/2001</p> <p>During the next 3 months our domestic sales prices (net sales prices) for XY - taking changes of conditions into account - probably will</p> <p style="padding-left: 40px;">increase [1] remain about the same [2] decline* [3]</p>
<p>Since 01/2002</p> <p><b>Expectations for the next 3 months</b></p> <p>Taking changes of conditions into account our domestic sales prices (net) for XY probably will</p> <p style="padding-left: 40px;">increase [1] remain about the same [2] decline [3]</p>

Timespan of variable

1980	1981	1982	1983	1984	1985	1986	1987	1988	1989
WEST									
1990	1991	1992	1993	1994	1995	1996	1997	1998	1999
WEST									
EAST									
2000	2001	2002	2003	2004	2005	2006	2007	2008	2009
WEST									
EAST									
2010	2011	2012	2013	2014	2015	2016	2017	2018	2019
WEST									
EAST									

No.	Name of variable	Label	Survey period	Survey frequency
-----	------------------	-------	---------------	------------------

3.3.17) **bau\_emplexp** expected employees

West since 01/1991  
East since 01/1991

Monthly survey  
Monthly survey

Wording of question

Since 01/1991

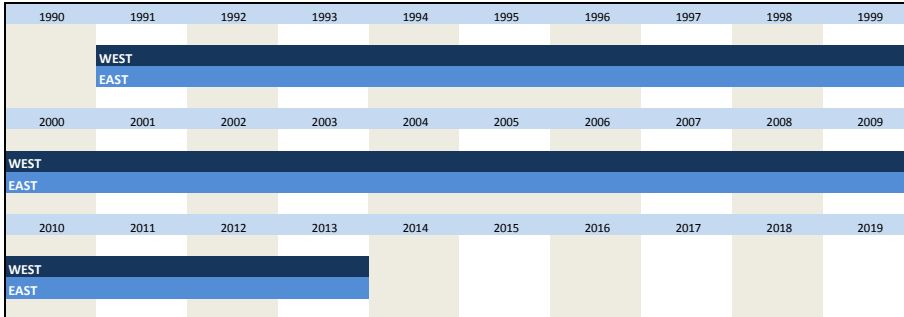
During the next 3 to 4 months the number of our employees will

increase [1]                      remain about the same [2]                      decrease [3]

in total                                                                 

Further information

Timespan of variable



No.	Name of variable	Label	Survey period	Survey frequency
-----	------------------	-------	---------------	------------------

3.3.18)	dl_employexp	expected employees for the next 2-3 months	West since 10/2004 East since 10/2004	Monthly survey Monthly survey
---------	--------------	--	--	----------------------------------

Wording of question

Since 10/2004

**Information about your own business** (inland)

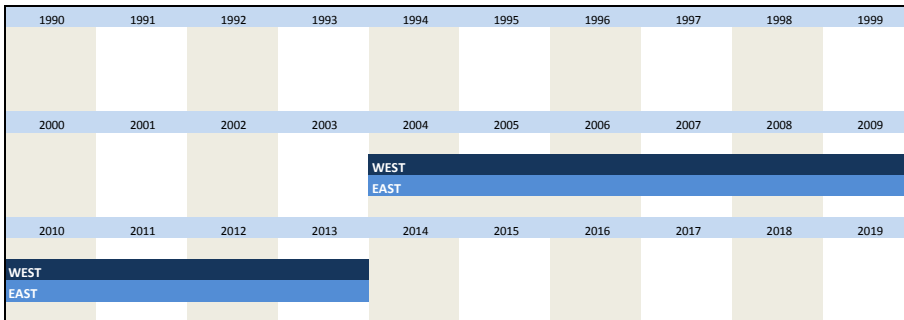
**Expectations** (after elimination of purely seasonal fluctuations)

During the next 2-3 months the number of our **employees** will

[1] increase  
 [2] remain the same  
 [3] decrease

Further information

Timespan of variable



No.	Name of variable	Label	Survey period	Survey frequency
-----	------------------	-------	---------------	------------------

3.3.19)	han_employexp	expected employees	West from 01/1990 to 12/1996 West since 03/1997 East since 01/1991	Mrc, Jun, Sep, Dec* Monthly survey Monthly survey
---------	---------------	--------------------	--	---

Wording of question

From 01/1990 to 02/2002

**Plans and expectations**

During the next 3 months the number of our employees after elimination of purely seasonal fluctuations will

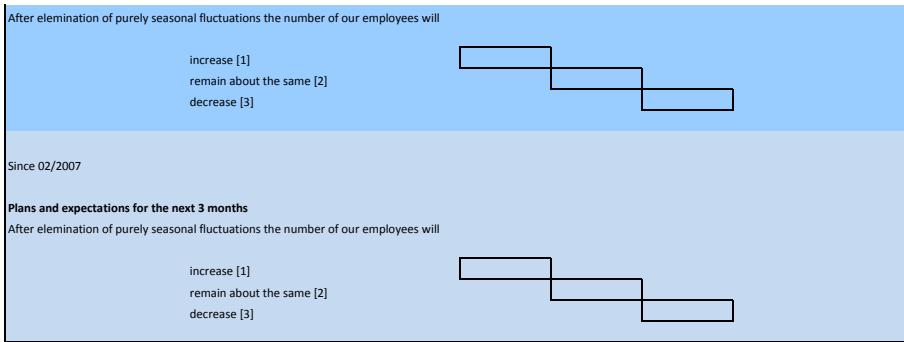
increase [1]                        
 remain about the same [2]                        
 decrease [3]                     

From 03/2002 to 01/2007

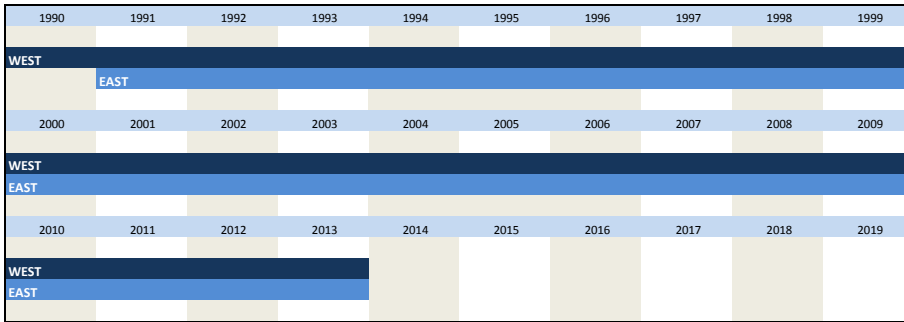
**Plans and expectations for 3 months**

Further information

\* 1991: Apr, Jun, Sep, Dec  
1993: Mrc, Jun, Sep  
1994: Jan, Mrc, Jun, Sep, Dec

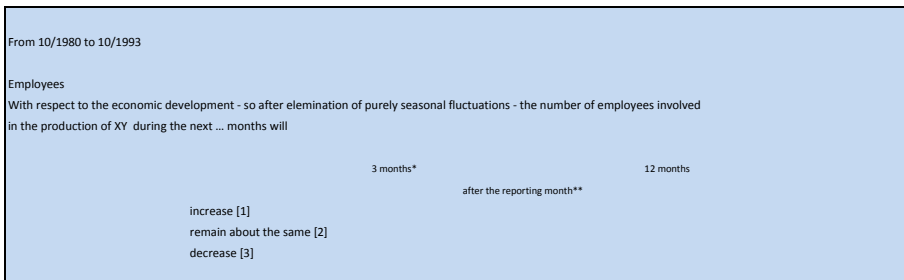


Timespan of variable



No.	Name of variable	Label	Survey period	Survey frequency
3.3.20)	vg_empl	employees 12 month	West from 10/1980 to 10/1993	Annual survey ***

Wording of question



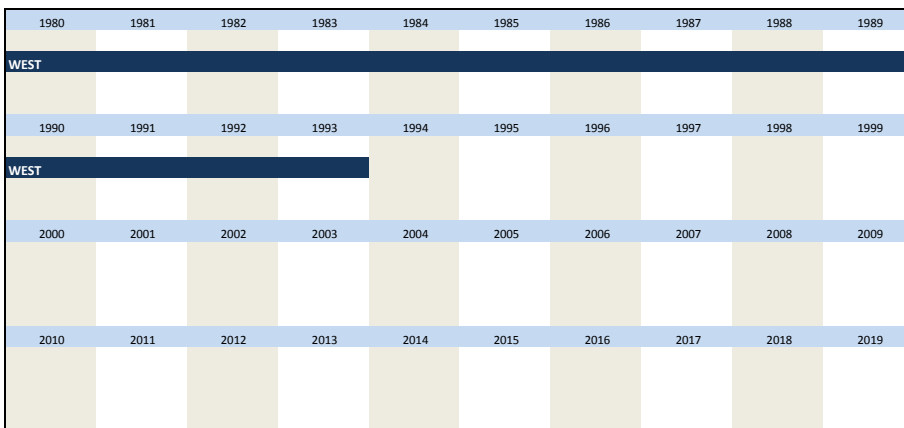
**Further information**

\* The expected number of employees during the next 3 months is covered with the variable "emplexp" See 3.3.21)

\*\*from 10/1990 to 10/1993 additionally "from the reporting month"

\*\*\*Annual survey in October

Timespan of variable



No.	Name of variable	Label	Survey period	Survey frequency
3.3.21)	vg_emplexp	expected employees	West from 01/1980 to 04/1997 and since 07/1997 East since 01/1991	Jan, Apr, Jul, Oct Monthly survey Monthly survey

Wording of question

<p>From 01/1980 to 04/1997</p> <p><b>Employees (only domestic enterprises)</b>          With respect to the economic development - so after elimination of purely seasonal fluctuations - the number of employees involved in the production of XY during the next 3 months will</p> <p style="padding-left: 40px;">increase [1]          remain about the same [2]          decrease [3]</p>	Further information
<p>From 07/1997 to 11/2001</p> <p><b>Employees (only domestic enterprises)</b>          During the next 3 months the number of employees involved in the production of XY will</p> <p style="padding-left: 40px;">increase [1]          remain about the same [2]          decrease [3]</p>	
<p>Since 01/2002</p> <p><b>Expectations for the next 3 months</b>  <b>Employees (only domestic enterprises)</b>          The number of employees involved in the production of XY will</p> <p style="padding-left: 40px;">increase [1]          remain about the same [2]          decrease [3]</p>	



**Timespan of variable**

1980	1981	1982	1983	1984	1985	1986	1987	1988	1989
<b>WEST</b>									
1990	1991	1992	1993	1994	1995	1996	1997	1998	1999
<b>WEST</b>									
	<b>EAST</b>								
2000	2001	2002	2003	2004	2005	2006	2007	2008	2009
<b>WEST</b>									
<b>EAST</b>									
2010	2011	2012	2013	2014	2015	2016	2017	2018	2019
<b>WEST</b>									
<b>EAST</b>									

**3.1 Special questions**

No.	Name	Label	Survey period	Survey frequency
3.4.1)	<b>bau_backconst</b>	backlog of constructions	West since 01/1991 East since 01/2002	annual survey, January annual survey, January

**Wording of question**

<p>01/1991 to 01/2001</p> <p><b>Backlog of constructions</b>          End of 19XX* our backlog of unfinished and not yet started constructions was</p> <p style="padding-left: 40px;">more [1]          as much as last year [2]          less [3]</p> <p style="padding-left: 80px;">} than end of 19/20YY**</p> 	Further information
<p>since 01/2002</p> <p><b>Backlog of constructions</b>          End of 20XX* our backlog of unfinished and not yet started constructions was</p> <p style="padding-left: 40px;">more [1]          as much as last year [2]          less [3]</p> <p style="padding-left: 80px;">} than end of 20YY**</p> 	

Backlog of constructions (for main construction trades)

\*\* "end of 20XX" "end of previous year".  
**Example:**  
 If the question was posed in January 2003 , "20XX"="2002".

\*\*\* "end of 20YY" "end of year before last"  
**Example:**  
 If the question was posed in January 2003 , "20YY"="2001".

Time span of variable

1991	1992	1993	1994	1995	1996	1997	1998	1999	2000
WEST									
2001	2002	2003	2004	2005	2006	2007	2008	2009	2010
WEST									
EAST									
2011	2012	2013	2014	2015	2016	2017	2018	2019	2020
WEST									
EAST									

No.	Name	Label	Survey period	Survey frequency
3.4.2)	bau_belope	borrowed equipment: number in % for longer periods	West since 07/1991 East since 07/2001	annual survey, July annual survey, July

Wording of question

since 07/1991	Further information
<b>Borrowed equipment / placing of equipment intensive works to subcontractors</b> The share of long-term borrowed equipment (more than one year) to the existing equipment capacity was _____% of Borrowed equipment	Borrowed equipment in %, longer periods (for main construction trades)

Time span of variable

1991	1992	1993	1994	1995	1996	1997	1998	1999	2000
WEST									
2001	2002	2003	2004	2005	2006	2007	2008	2009	2010
WEST									
EAST									
2011	2012	2013	2014	2015	2016	2017	2018	2019	2020
WEST									
EAST									

No.	Name	Label	Survey period	Survey frequency
3.4.3)	bau_beper	borrowed equipment: number in %	West since 07/1991 East since 07/2001	annual survey, July annual survey, July

Wording of question

since 07/1991	Further information
<b>Borrowed equipment / placing of equipment intensive works to subcontractors</b> _____% of our equipment capacity in 20XX* were borrowed equipment	Borrowed equipment in % (for main construction trades)  * "20XX" means last year <b>Example:</b> If the question was posed in July 2003 , "20XX"="2002".

Time span of variable

1991	1992	1993	1994	1995	1996	1997	1998	1999	2000
WEST									
2001	2002	2003	2004	2005	2006	2007	2008	2009	2010
WEST									
EAST									
2011	2012	2013	2014	2015	2016	2017	2018	2019	2020
WEST									
EAST									

No.	Name	Label	Survey period	Survey frequency
-----	------	-------	---------------	------------------

3.4.4) **bau\_bes** borrowed equipment / subcontractors

West since 07/1991  
East since 07/2001

annual survey, July  
annual survey, July

**Wording of question**

<p>since 07/1991</p> <p><b>Borrowed equipment / placing of equipment intensive works to subcontractors</b> Occasionally we rent equipment or engage specialized firms as subcontractors to complete equipment intensive works</p> <p>yes [1] <input type="text"/> no [2] <input type="text"/></p>	<p><b>Further information</b></p> <p>Borrowed equipment (for main construction trades)</p>																																																																																
<p><b>Time span of variable</b></p> <table border="1"> <tr> <td>1991</td><td>1992</td><td>1993</td><td>1994</td><td>1995</td><td>1996</td><td>1997</td><td>1998</td><td>1999</td><td>2000</td> </tr> <tr> <td colspan="10"><b>WEST</b></td> </tr> <tr> <td>2001</td><td>2002</td><td>2003</td><td>2004</td><td>2005</td><td>2006</td><td>2007</td><td>2008</td><td>2009</td><td>2010</td> </tr> <tr> <td colspan="10"><b>WEST</b></td> </tr> <tr> <td colspan="10"><b>EAST</b></td> </tr> <tr> <td>2011</td><td>2012</td><td>2013</td><td>2014</td><td>2015</td><td>2016</td><td>2017</td><td>2018</td><td>2019</td><td>2020</td> </tr> <tr> <td colspan="10"><b>WEST</b></td> </tr> <tr> <td colspan="10"><b>EAST</b></td> </tr> </table>		1991	1992	1993	1994	1995	1996	1997	1998	1999	2000	<b>WEST</b>										2001	2002	2003	2004	2005	2006	2007	2008	2009	2010	<b>WEST</b>										<b>EAST</b>										2011	2012	2013	2014	2015	2016	2017	2018	2019	2020	<b>WEST</b>										<b>EAST</b>									
1991	1992	1993	1994	1995	1996	1997	1998	1999	2000																																																																								
<b>WEST</b>																																																																																	
2001	2002	2003	2004	2005	2006	2007	2008	2009	2010																																																																								
<b>WEST</b>																																																																																	
<b>EAST</b>																																																																																	
2011	2012	2013	2014	2015	2016	2017	2018	2019	2020																																																																								
<b>WEST</b>																																																																																	
<b>EAST</b>																																																																																	

No.	Name	Label	Survey period	Survey frequency
-----	------	-------	---------------	------------------

3.4.5) **bau\_besc** borrowed equipment / subcontractors:  
for lack of capacities

West since 07/1991  
East since 07/2001

annual survey, July  
annual survey, July

**Wording of question**

<p>since 07/1991</p> <p><b>Borrowed equipment / placing of equipment intensive works to subcontractors</b> Occasionally we rent equipment or engage specialized firms as subcontractors to complete equipment intensive works . If yes, this is primarily</p> <p>to compensate fo short-term lack of capacities [1] <input type="text"/></p>	<p><b>Further information</b></p> <p>Borrowed equipment due to lack of capacities (for main construction trades)</p>																																																																																
<p><b>Time span of variable</b></p> <table border="1"> <tr> <td>1991</td><td>1992</td><td>1993</td><td>1994</td><td>1995</td><td>1996</td><td>1997</td><td>1998</td><td>1999</td><td>2000</td> </tr> <tr> <td colspan="10"><b>WEST</b></td> </tr> <tr> <td>2001</td><td>2002</td><td>2003</td><td>2004</td><td>2005</td><td>2006</td><td>2007</td><td>2008</td><td>2009</td><td>2010</td> </tr> <tr> <td colspan="10"><b>WEST</b></td> </tr> <tr> <td colspan="10"><b>EAST</b></td> </tr> <tr> <td>2011</td><td>2012</td><td>2013</td><td>2014</td><td>2015</td><td>2016</td><td>2017</td><td>2018</td><td>2019</td><td>2020</td> </tr> <tr> <td colspan="10"><b>WEST</b></td> </tr> <tr> <td colspan="10"><b>EAST</b></td> </tr> </table>		1991	1992	1993	1994	1995	1996	1997	1998	1999	2000	<b>WEST</b>										2001	2002	2003	2004	2005	2006	2007	2008	2009	2010	<b>WEST</b>										<b>EAST</b>										2011	2012	2013	2014	2015	2016	2017	2018	2019	2020	<b>WEST</b>										<b>EAST</b>									
1991	1992	1993	1994	1995	1996	1997	1998	1999	2000																																																																								
<b>WEST</b>																																																																																	
2001	2002	2003	2004	2005	2006	2007	2008	2009	2010																																																																								
<b>WEST</b>																																																																																	
<b>EAST</b>																																																																																	
2011	2012	2013	2014	2015	2016	2017	2018	2019	2020																																																																								
<b>WEST</b>																																																																																	
<b>EAST</b>																																																																																	

No.	Name	Label	Survey period	Survey frequency
-----	------	-------	---------------	------------------

3.4.6) **bau\_bessw** borrowed equipment / subcontractors:  
special work

West since 07/1991  
East since 07/2001

annual survey, July  
annual survey, July

**Wording of question**

<p>since 07/1991</p> <p><b>Borrowed equipment / placing of equipment intensive works to subcontractors</b> Occasionally we rent equipment or engage specialized firms as subcontractors to complete equipment intensive works . If yes, this is primarily</p> <p>for special works that can be executed cheaper by other companies [1] <input type="text"/></p>	<p><b>Further information</b></p> <p>Borrowed equipment due to special work (for main construction trades)</p>
<p><b>Time span of variable</b></p>	

1991	1992	1993	1994	1995	1996	1997	1998	1999	2000
WEST									
2001	2002	2003	2004	2005	2006	2007	2008	2009	2010
WEST									
EAST									
2011	2012	2013	2014	2015	2016	2017	2018	2019	2020
WEST									
EAST									

No.	Name	Label	Survey period	Survey frequency
-----	------	-------	---------------	------------------

3.4.7) **bau\_bewill** borrowed equipment: willingness

West since 07/1991  
East since 07/2001

annual survey, July  
annual survey, July

**Wording of question**

since 07/1991

**Borrowed equipment / placing of equipment intensive works to subcontractors**  
During the last years the willingness to borrow equipment has

increased [1]

not changed [2]

decreased [3]

**Further information**

willingness to borrow equipment  
(for main construction trades)

**Time span of variable**

1991	1992	1993	1994	1995	1996	1997	1998	1999	2000
WEST									
2001	2002	2003	2004	2005	2006	2007	2008	2009	2010
WEST									
EAST									
2011	2012	2013	2014	2015	2016	2017	2018	2019	2020
WEST									
EAST									

No.	Name	Label	Survey period	Survey frequency
-----	------	-------	---------------	------------------

3.4.8) **bau\_bewilp** borrowed equipment:  
willingness for longer periods

West since 07/1991  
East since 07/2001

annual survey, July  
annual survey, July

**Wording of question**

since 07/1991

**Borrowed equipment / placing of equipment intensive works to subcontractors**  
During the last years the willingness to borrow equipment for longer periods has

increased [1]

not changed [2]

decreased [3]

**Further information**

willingness to borrow equipment for longer periods  
(for main construction trades)

**Time span of variable**

1991	1992	1993	1994	1995	1996	1997	1998	1999	2000
WEST									
2001	2002	2003	2004	2005	2006	2007	2008	2009	2010
WEST									
EAST									
2011	2012	2013	2014	2015	2016	2017	2018	2019	2020
WEST									
EAST									





Time span of variable

1991	1992	1993	1994	1995	1996	1997	1998	1999	2000
WEST									
2001	2002	2003	2004	2005	2006	2007	2008	2009	2010
WEST									
EAST									
2011	2012	2013	2014	2015	2016	2017	2018	2019	2020
WEST									
EAST									

No.	Name	Label	Survey period	Survey frequency
-----	------	-------	---------------	------------------

3.4.12)	bau_cfcgh	construction in foreign countries: german headquarter	West since 10/1991 East since 10/2001	annual survey, October annual survey, October
---------	-----------	--	--	--

Wording of question

<p>since 10/1991</p> <p><b>Construction in foreign countries</b> Do you conduct construction projects in foreign countries or are you involved in such? <b>If yes: Is it conducted by the german headquarter?</b></p> <p style="text-align: right;">yes [1] <input type="text"/></p>	<p>Further information</p> <p>Construction in foreign countries by german headquarter (for main construction trades)</p>
--	--

Time span of variable

1991	1992	1993	1994	1995	1996	1997	1998	1999	2000
WEST									
2001	2002	2003	2004	2005	2006	2007	2008	2009	2010
WEST									
EAST									
2011	2012	2013	2014	2015	2016	2017	2018	2019	2020
WEST									
EAST									

No.	Name	Label	Survey period	Survey frequency
-----	------	-------	---------------	------------------

3.4.13)	bau_cfcsh	construction in foreign countries: shareholding	West since 10/1991 East since 10/2001	annual survey, October annual survey, October
---------	-----------	--	--	--

Wording of question

<p>since 10/1991</p> <p><b>Construction in foreign countries</b> Do you conduct construction projects in foreign countries or are you involved in such? <b>If yes: Is it conducted by shareholding of local associations?</b></p> <p style="text-align: right;">yes [1] <input type="text"/></p>	<p>Further information</p> <p>Construction in foreign countries by shareholding of local associations (for main construction trades)</p>
--	--

Time span of variable

1991	1992	1993	1994	1995	1996	1997	1998	1999	2000
WEST									
2001	2002	2003	2004	2005	2006	2007	2008	2009	2010
WEST									
EAST									
2011	2012	2013	2014	2015	2016	2017	2018	2019	2020
WEST									
EAST									

No.	Name	Label	Survey period	Survey frequency																																																																																
3.4.14)	bau_chord1	range of orders within next 2 months: complete	West 05/1991 to 05/1995 West since 05/2000 East since 05/2001	annual survey, May annual survey, May annual survey, May																																																																																
<b>Wording of question</b>																																																																																				
<p>05/1991 to 05/1995, since 05/2000</p> <p><b>Expected development of the range of orders</b> Because of current requests, submission results and contract negotiations, during the next two months we expect our range of orders to be</p> <p style="text-align: center;"> <input type="checkbox"/> increasing [1]  <input type="checkbox"/> not changing [2]  <input type="checkbox"/> decreasing [3] </p>				<p><b>Further information</b></p> <p>Development of the range of orders in 2 months (for main construction trades)</p>																																																																																
<b>Time span of variable</b>																																																																																				
<table border="1"> <thead> <tr> <th>1991</th><th>1992</th><th>1993</th><th>1994</th><th>1995</th><th>1996</th><th>1997</th><th>1998</th><th>1999</th><th>2000</th> </tr> </thead> <tbody> <tr> <td colspan="5">WEST</td> <td></td><td></td><td></td><td></td><td>WEST</td> </tr> <tr> <td>2001</td><td>2002</td><td>2003</td><td>2004</td><td>2005</td><td>2006</td><td>2007</td><td>2008</td><td>2009</td><td>2010</td> </tr> <tr> <td colspan="10">WEST</td> </tr> <tr> <td colspan="10">EAST</td> </tr> <tr> <td>2011</td><td>2012</td><td>2013</td><td>2014</td><td>2015</td><td>2016</td><td>2017</td><td>2018</td><td>2019</td><td>2020</td> </tr> <tr> <td colspan="3">WEST</td> <td></td><td></td><td></td><td></td><td></td><td></td><td></td> </tr> <tr> <td colspan="3">EAST</td> <td></td><td></td><td></td><td></td><td></td><td></td><td></td> </tr> </tbody> </table>					1991	1992	1993	1994	1995	1996	1997	1998	1999	2000	WEST									WEST	2001	2002	2003	2004	2005	2006	2007	2008	2009	2010	WEST										EAST										2011	2012	2013	2014	2015	2016	2017	2018	2019	2020	WEST										EAST									
1991	1992	1993	1994	1995	1996	1997	1998	1999	2000																																																																											
WEST									WEST																																																																											
2001	2002	2003	2004	2005	2006	2007	2008	2009	2010																																																																											
WEST																																																																																				
EAST																																																																																				
2011	2012	2013	2014	2015	2016	2017	2018	2019	2020																																																																											
WEST																																																																																				
EAST																																																																																				


No.	Name	Label	Survey period	Survey frequency																																									
3.4.15)	bau_chord2	range of orders within next 2 months: other civil engineering	West 05/1996 to 05/1999	annual survey, May																																									
<b>Wording of question</b>																																													
<p>05/1996 to 05/1999</p> <p><b>Expected development of the range of orders</b> Because of current requests, submission results and contract negotiations, during the next two months we expect our range of orders to be</p> <p style="text-align: center;"> <b>other civil engineering</b>  <input type="checkbox"/> increasing [1]  <input type="checkbox"/> not changing [2]  <input type="checkbox"/> decreasing [3] </p>				<p><b>Further information</b></p> <p>Development of the range of orders in 2 months: other civil engineering</p>																																									
<b>Time span of variable</b>																																													
<table border="1"> <thead> <tr> <th>1991</th><th>1992</th><th>1993</th><th>1994</th><th>1995</th><th>1996</th><th>1997</th><th>1998</th><th>1999</th><th>2000</th> </tr> </thead> <tbody> <tr> <td></td><td></td><td></td><td></td><td></td><td colspan="4">WEST</td><td></td><td></td> </tr> <tr> <td>2001</td><td>2002</td><td>2003</td><td>2004</td><td>2005</td><td>2006</td><td>2007</td><td>2008</td><td>2009</td><td>2010</td> </tr> <tr> <td>2011</td><td>2012</td><td>2013</td><td>2014</td><td>2015</td><td>2016</td><td>2017</td><td>2018</td><td>2019</td><td>2020</td> </tr> </tbody> </table>					1991	1992	1993	1994	1995	1996	1997	1998	1999	2000						WEST						2001	2002	2003	2004	2005	2006	2007	2008	2009	2010	2011	2012	2013	2014	2015	2016	2017	2018	2019	2020
1991	1992	1993	1994	1995	1996	1997	1998	1999	2000																																				
					WEST																																								
2001	2002	2003	2004	2005	2006	2007	2008	2009	2010																																				
2011	2012	2013	2014	2015	2016	2017	2018	2019	2020																																				

No.	Name	Label	Survey period	Survey frequency
3.4.16)	bau_chord3	range of orders within next 2 months: public civil engineering	West 05/1996 to 05/1999	annual survey, May
<b>Wording of question</b>				
<p>05/1996 to 05/1999</p> <p><b>Expected development of the range of orders</b></p>				<p><b>Further information</b></p> <p>Development of the range of orders in 2 months: public civil engineering</p>

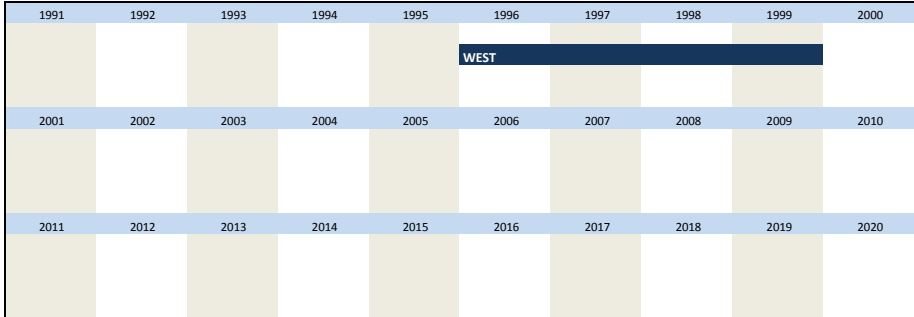
Because of current requests, submission results and contract negotiations, during the next two months we expect our range of orders to be

**public civil engineering**

increasing [1]  
not changing [2]  
decreasing [3]



Time span of variable



No.	Name	Label	Survey period	Survey frequency
-----	------	-------	---------------	------------------

3.4.17)	<b>bau_chord4</b>	range of orders within next 2 months: industrial civil engineering	West 05/1996 to 05/1999	annual survey, May
---------	-------------------	---	-------------------------	--------------------


Wording of question

05/1996 to 05/1999

**Expected development of the range of orders**  
Because of current requests, submission results and contract negotiations, during the next two months we expect our range of orders to be

**industrial civil engineering**

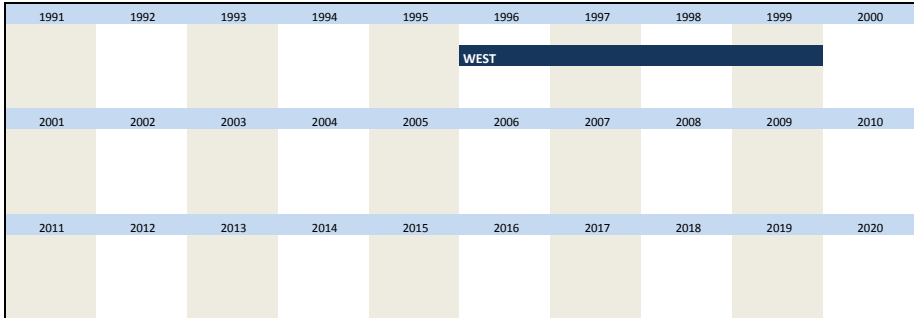
increasing [1]  
not changing [2]  
decreasing [3]



Further information

Development of the range of orders in 2 months:  
industrial civil engineering

Time span of variable



No.	Name	Label	Survey period	Survey frequency
-----	------	-------	---------------	------------------

3.4.18)	<b>bau_chord5</b>	range of orders within next 2 months: domestic construction, complete	West 05/1996 to 05/1999	annual survey, May
---------	-------------------	--	-------------------------	--------------------


Wording of question

05/1996 to 05/1999

**Expected development of the range of orders**  
Because of current requests, submission results and contract negotiations, during the next two months we expect our range of orders to be

**total residential construction**

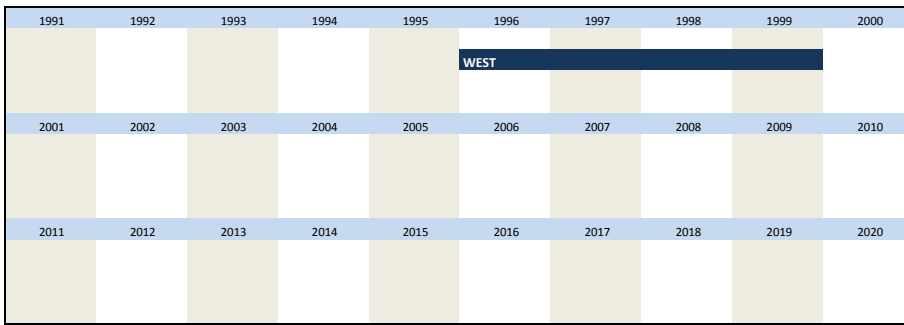
increasing [1]  
not changing [2]  
decreasing [3]



Further information

Development of the range of orders in 2 months:  
total residential construction

Time span of variable



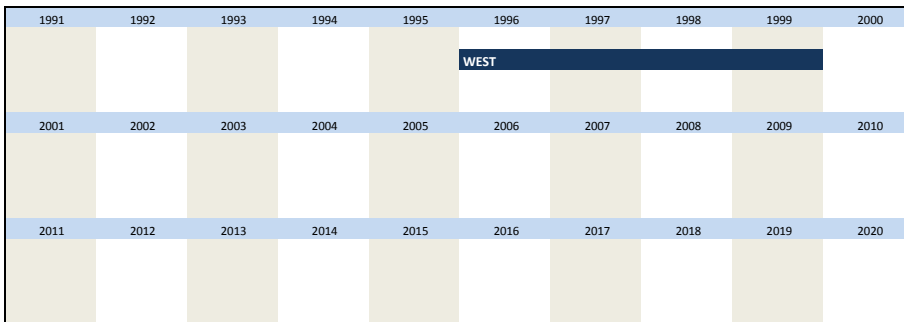
No.	Name	Label	Survey period	Survey frequency
-----	------	-------	---------------	------------------

3.4.19) **bau\_chord6** range of orders within next 2 months: domestic construction: buildings of 3 or more apartments **West 05/1996 to 05/1999** annual survey, May

**Wording of question**

<p>05/1996 to 05/1999</p> <p><b>Expected development of the range of orders</b>          Because of current requests, submission results and contract negotiations, during the next two months we expect our range of orders to be</p> <p><b>residential construction, thereof buildings with 3 or more apartments</b></p> <p>increasing [1] </p> <p>not changing [2]</p> <p>decreasing [3]</p>	<p><b>Further information</b></p> <p>Development of the range of orders in 2 months:          Buildings with 3 or more apartments</p>
---	---

**Time span of variable**



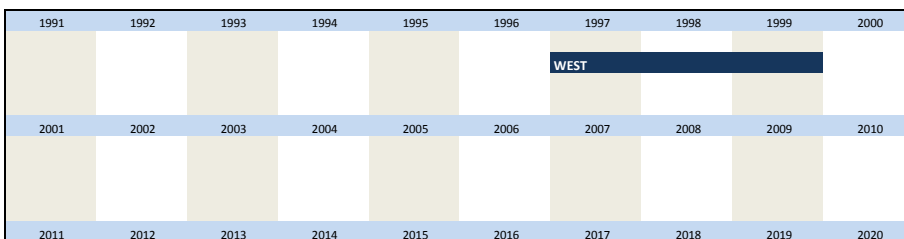
No.	Name	Label	Survey period	Survey frequency
-----	------	-------	---------------	------------------

3.4.20) **bau\_chord7** range of orders within next 2 months: road construction **West 05/1997 to 05/1999** annual survey, May

**Wording of question**

<p>05/1997 to 05/1999</p> <p><b>Expected development of the range of orders</b>          Because of current requests, submission results and contract negotiations, during the next two months we expect our range of orders to be</p> <p><b>road construction</b></p> <p>increasing [1] </p> <p>not changing [2]</p> <p>decreasing [3]</p>	<p><b>Further information</b></p> <p>Development of the range of orders in 2 months:          road construction</p>
---	---

**Time span of variable**



--	--	--	--	--	--

No.	Name	Label	Survey period	Survey frequency
3.4.21)	<b>bau_co1</b>	medium-term expected commercial operations: 3. quarter	West since 08/1991 East since 08/2001	annual survey, August annual survey, August

**Wording of question**

Further information							
<p>since 08/1991 to 08/1995</p> <p><b>Medium-term expected commercial operations*</b> Our state of business with respect to economic cycles</p> <p style="text-align: right;">3. quarter 19WW**</p> <table style="width: 100%;"> <tr> <td style="width: 60%;"> <p>very good [1]</p> <p>good[2]</p> <p>satisfiable [3]</p> <p>bad [4]</p> <p>very bad [5]</p> </td> <td style="width: 40%; text-align: center;"> <table border="1" style="width: 100%; height: 100%;"> <tr><td style="height: 20px;"></td></tr> <tr><td style="height: 20px;"></td></tr> <tr><td style="height: 20px;"></td></tr> <tr><td style="height: 20px;"></td></tr> <tr><td style="height: 20px;"></td></tr> </table> </td> </tr> </table>	<p>very good [1]</p> <p>good[2]</p> <p>satisfiable [3]</p> <p>bad [4]</p> <p>very bad [5]</p>	<table border="1" style="width: 100%; height: 100%;"> <tr><td style="height: 20px;"></td></tr> <tr><td style="height: 20px;"></td></tr> <tr><td style="height: 20px;"></td></tr> <tr><td style="height: 20px;"></td></tr> <tr><td style="height: 20px;"></td></tr> </table>					
<p>very good [1]</p> <p>good[2]</p> <p>satisfiable [3]</p> <p>bad [4]</p> <p>very bad [5]</p>	<table border="1" style="width: 100%; height: 100%;"> <tr><td style="height: 20px;"></td></tr> <tr><td style="height: 20px;"></td></tr> <tr><td style="height: 20px;"></td></tr> <tr><td style="height: 20px;"></td></tr> <tr><td style="height: 20px;"></td></tr> </table>						
<p>since 08/1996 ***</p> <p><b>Medium-term expected commercial operations*</b> Our state of business with respect to economic cycles</p> <p style="text-align: right;">3. quarter 19/20WW**</p> <table style="width: 100%;"> <tr> <td style="width: 60%;"> <p>good [1]</p> <p>satisfiable [2]</p> <p>bad [3]</p> </td> <td style="width: 40%; text-align: center;"> <table border="1" style="width: 100%; height: 100%;"> <tr><td style="height: 20px;"></td></tr> <tr><td style="height: 20px;"></td></tr> <tr><td style="height: 20px;"></td></tr> </table> </td> </tr> </table>	<p>good [1]</p> <p>satisfiable [2]</p> <p>bad [3]</p>	<table border="1" style="width: 100%; height: 100%;"> <tr><td style="height: 20px;"></td></tr> <tr><td style="height: 20px;"></td></tr> <tr><td style="height: 20px;"></td></tr> </table>					
<p>good [1]</p> <p>satisfiable [2]</p> <p>bad [3]</p>	<table border="1" style="width: 100%; height: 100%;"> <tr><td style="height: 20px;"></td></tr> <tr><td style="height: 20px;"></td></tr> <tr><td style="height: 20px;"></td></tr> </table>						

Commercial operations this year 3. quarter (for main construction trades)

\*Instructions to answer  
"Please answer this special question for the whole company, plant or subsidiary"

\*\* "20WW" means this year  
**Example:**  
If the question was posed in July 2003 ,  
"20WW"="2003".

\*\*\* co1- co4 are recoded to 5 categories

**Time span of variable**

1991	1992	1993	1994	1995	1996	1997	1998	1999	2000
<b>WEST</b>									
2001	2002	2003	2004	2005	2006	2007	2008	2009	2010
<b>WEST</b>									
<b>EAST</b>									
2011	2012	2013	2014	2015	2016	2017	2018	2019	2020
<b>WEST</b>									
<b>EAST</b>									

No.	Name	Label	Survey period	Survey frequency
3.4.22)	<b>bau_co2</b>	medium-term expected commercial operations: 4. quarter	West since 08/1991 East since 08/2001	annual survey, August annual survey, August

**Wording of question**

Further information							
<p>since 08/1991 to 08/1995</p> <p><b>Medium-term expected commercial operations*</b> Our state of business with respect to economic cycles</p> <p style="text-align: right;">4. quarter 19WW**</p> <table style="width: 100%;"> <tr> <td style="width: 60%;"> <p>very good [1]</p> <p>good[2]</p> <p>satisfiable [3]</p> <p>bad [4]</p> <p>very bad [5]</p> </td> <td style="width: 40%; text-align: center;"> <table border="1" style="width: 100%; height: 100%;"> <tr><td style="height: 20px;"></td></tr> <tr><td style="height: 20px;"></td></tr> <tr><td style="height: 20px;"></td></tr> <tr><td style="height: 20px;"></td></tr> <tr><td style="height: 20px;"></td></tr> </table> </td> </tr> </table>	<p>very good [1]</p> <p>good[2]</p> <p>satisfiable [3]</p> <p>bad [4]</p> <p>very bad [5]</p>	<table border="1" style="width: 100%; height: 100%;"> <tr><td style="height: 20px;"></td></tr> <tr><td style="height: 20px;"></td></tr> <tr><td style="height: 20px;"></td></tr> <tr><td style="height: 20px;"></td></tr> <tr><td style="height: 20px;"></td></tr> </table>					
<p>very good [1]</p> <p>good[2]</p> <p>satisfiable [3]</p> <p>bad [4]</p> <p>very bad [5]</p>	<table border="1" style="width: 100%; height: 100%;"> <tr><td style="height: 20px;"></td></tr> <tr><td style="height: 20px;"></td></tr> <tr><td style="height: 20px;"></td></tr> <tr><td style="height: 20px;"></td></tr> <tr><td style="height: 20px;"></td></tr> </table>						
<p>since 08/1996</p> <p><b>Medium-term expected commercial operations*</b> Our state of business with respect to economic cycles</p> <p style="text-align: right;">4. quarter 19/20WW**</p> <table style="width: 100%;"> <tr> <td style="width: 60%;"> <p>good [1]</p> <p>satisfiable[2]</p> <p>bad [3]</p> </td> <td style="width: 40%; text-align: center;"> <table border="1" style="width: 100%; height: 100%;"> <tr><td style="height: 20px;"></td></tr> <tr><td style="height: 20px;"></td></tr> <tr><td style="height: 20px;"></td></tr> </table> </td> </tr> </table>	<p>good [1]</p> <p>satisfiable[2]</p> <p>bad [3]</p>	<table border="1" style="width: 100%; height: 100%;"> <tr><td style="height: 20px;"></td></tr> <tr><td style="height: 20px;"></td></tr> <tr><td style="height: 20px;"></td></tr> </table>					
<p>good [1]</p> <p>satisfiable[2]</p> <p>bad [3]</p>	<table border="1" style="width: 100%; height: 100%;"> <tr><td style="height: 20px;"></td></tr> <tr><td style="height: 20px;"></td></tr> <tr><td style="height: 20px;"></td></tr> </table>						

Commercial operations this year, 4. quarter (for main construction trades)

\*Instructions to answer  
"Please answer this special question for the whole company, plant or subsidiary"

\*\* "20WW" means this year  
**Example:**  
If the question was posed in July 2003 ,  
"20WW"="2003".

**Time span of variable**

1991	1992	1993	1994	1995	1996	1997	1998	1999	2000
<b>WEST</b>									

2001	2002	2003	2004	2005	2006	2007	2008	2009	2010
WEST									
EAST									
2011	2012	2013	2014	2015	2016	2017	2018	2019	2020
WEST									
EAST									

No.	Name	Label	Survey period	Survey frequency
3.4.23)	bau_co3	medium-term expected commercial operations: 1. quarter	West since 08/1991 East since 08/2001	annual survey, August annual survey, August

**Wording of question**

Wording of question	Further information
<p>since 08/1991 to 08/1995</p> <p><b>Medium-term expected commercial operations*</b> Our state of business with respect to economic cycles</p> <p>1. quarter 19VV**</p> <p>very good [1] <input type="text"/></p> <p>good[2] <input type="text"/></p> <p>satisfiable [3] <input type="text"/></p> <p>bad [4] <input type="text"/></p> <p>very bad [5] <input type="text"/></p>	<p>Commercial operations next year, 1. quarter (for main construction trades)</p> <p>*Instructions to answer "Please answer this special question for the whole company, plant or subsidiary"</p> <p>** "20VV" means next year <b>Example:</b> If the question was posed in August 2003 , "20VV"="2004".</p>
<p>since 08/1996</p> <p><b>Medium-term expected commercial operations*</b> Our state of business with respect to economic cycles</p> <p>1. quarter 20VV**</p> <p>good [1] <input type="text"/></p> <p>satisfiable [2] <input type="text"/></p> <p>bad [3] <input type="text"/></p>	

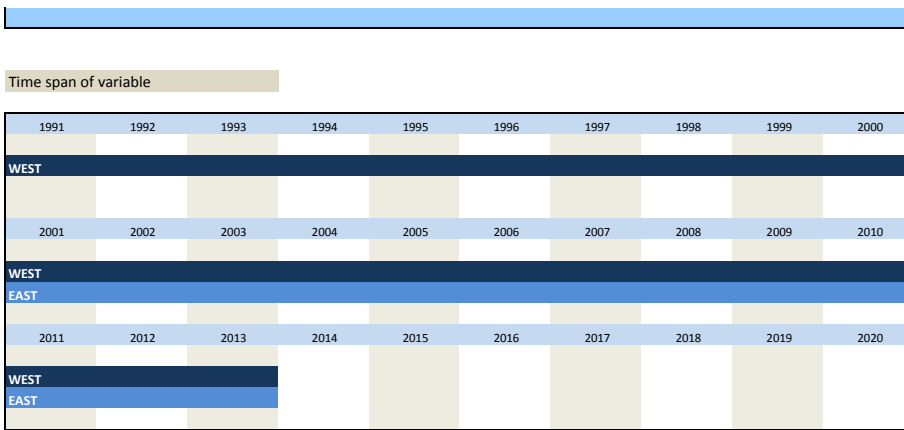
**Time span of variable**

1991	1992	1993	1994	1995	1996	1997	1998	1999	2000
WEST									
2001	2002	2003	2004	2005	2006	2007	2008	2009	2010
WEST									
EAST									
2011	2012	2013	2014	2015	2016	2017	2018	2019	2020
WEST									
EAST									

No.	Name	Label	Survey period	Survey frequency
3.4.24)	bau_co4	medium-term expected commercial operations: 2. quarter	West since 08/1991 East since 08/2001	annual survey, August annual survey, August

**Wording of question**

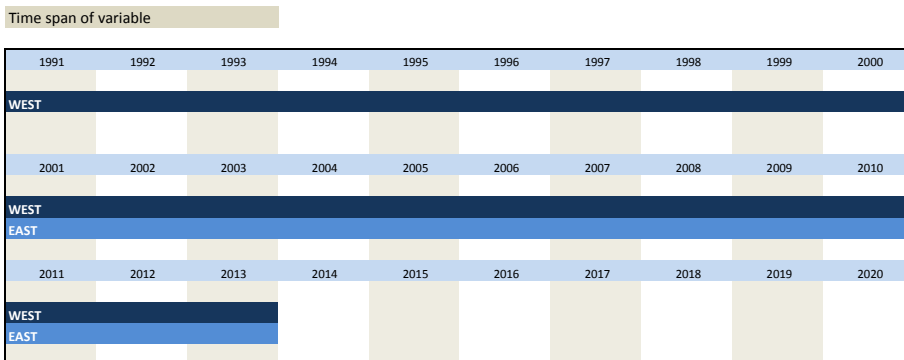
Wording of question	Further information
<p>since 08/1991 to 08/1995</p> <p><b>Medium-term expected commercial operations*</b> Our state of business with respect to economic cycles</p> <p>2. quarter 20VV**</p> <p>very good [1] <input type="text"/></p> <p>good[2] <input type="text"/></p> <p>satisfiable [3] <input type="text"/></p> <p>bad [4] <input type="text"/></p> <p>very bad [5] <input type="text"/></p>	<p>Commercial operations next year, 2. quarter (for main construction trades)</p> <p>*Instructions to answer "Please answer this special question for the whole company, plant or subsidiary"</p> <p>** "20VV" means next year <b>Example:</b> If the question was posed in August 2003 , "20VV"="2004".</p>
<p>since 08/1996</p> <p><b>Medium-term expected commercial operations*</b> Our state of business with respect to economic cycles</p> <p>2. quarter 20VV**</p> <p>good [1] <input type="text"/></p> <p>satisfiable [2] <input type="text"/></p> <p>bad [3] <input type="text"/></p>	



No.	Name	Label	Survey period	Survey frequency
3.4.25)	<b>bau_cvneg</b>	changes in construction volume: negative changes in %	West since 06/1991 East since 06/2001	annual survey, June annual survey, June

**Wording of question**

<p>since 06/1991</p> <p><b>Construction volume</b></p> <p>As far as it is possible to forecast already we will presumably construct</p> <p style="text-align: center;">less, in fact about _____ %</p> <p style="text-align: center;">in 19WW/20WW than 19/20XX.</p>	<p><b>Further information</b></p> <p>Changes in construction volume: negative changes in % (for main construction trades)</p> <p><b>*Example:</b> The question was posed in April 1993, "19WW=1993" and ""19XX=1992"</p>
--	--



No.	Name	Label	Survey period	Survey frequency
3.4.26)	<b>bau_cvno</b>	changes in construction volume: no changes	West since 06/1991 East since 06/2001	annual survey, June annual survey, June

**Wording of question**

<p>06/1991 to 06/1995</p> <p><b>Construction volume</b></p> <p>As far as it is possible to forecast already our constructions will presumably be</p> <p style="text-align: center;">more [1] <span style="border: 1px solid black; display: inline-block; width: 50px; height: 15px;"></span></p> <p style="text-align: center;">not changing [2] <span style="border: 1px solid black; display: inline-block; width: 50px; height: 15px;"></span></p> <p style="text-align: center;">less [3] <span style="border: 1px solid black; display: inline-block; width: 50px; height: 15px;"></span></p> <p style="text-align: center;">by volume in 19WW* than 19XX.</p>	<p><b>Further information</b></p> <p>Changes in construction volume (for main construction trades)</p> <p><b>*Example:</b> The question was posed in April 1993, "19WW=1993" and ""19XX=1992"</p> <p><b>**since 06/2009</b> Same characteristic as in the years 1991 to 1995</p>
<p>since 06/1996</p> <p><b>Construction volume</b></p> <p>As far as it is possible to forecast already our constructions will presumably be</p> <p style="text-align: center;">not changing [1]** <span style="border: 1px solid black; display: inline-block; width: 50px; height: 15px;"></span></p> <p style="text-align: center;">by volume in 19WW/20WW compared to 19/20XX.</p>	<p>[1] = more [2] = about the same [3] = less</p> <p>The higher or lower construction volume is not inquired in the questionnaire, but calculated from the variables 3.39) cvpos and 3.40) cvneg</p>

**Time span of variable**



1991	1992	1993	1994	1995	1996	1997	1998	1999	2000
WEST									
2001	2002	2003	2004	2005	2006	2007	2008	2009	2010
WEST									
EAST									
2011	2012	2013	2014	2015	2016	2017	2018	2019	2020
WEST									
EAST									

No.	Name	Label	Survey period	Survey frequency
-----	------	-------	---------------	------------------

3.4.27) **bau\_cvpos** changes in construction volume: positive changes in % West since 06/1991 annual survey, June East since 06/2001 annual survey, June

**Wording of question**

since 06/1991

**Construction volume**  
As far as it is possible to forecast already we will presumably construct

more, in fact about \_\_\_\_\_ %

in 19WW/20WW than 19/20XX.

**Further information**

Changes in construction volume: positive changes in % (for main construction trades)

**\*Example:**  
The question was posed in April 1993, "19WW=1993" and "19XX=1992"

**Time span of variable**

1991	1992	1993	1994	1995	1996	1997	1998	1999	2000
WEST									
2001	2002	2003	2004	2005	2006	2007	2008	2009	2010
WEST									
EAST									
2011	2012	2013	2014	2015	2016	2017	2018	2019	2020
WEST									
EAST									

No.	Name	Label	Survey period	Survey frequency
-----	------	-------	---------------	------------------

3.4.28) **bau\_cvpr\_bdl** % of construction volume: by drawing lots (in general) West since 06/2013 annual survey, June East since 06/2013 annual survey, June

**Wording of question**

since 06/2013

**Execution**  
Last year's total construction volume (=100%) was accounted for by ... (share in %)

Drawing lots of the building contractor (individual trades without scheduling) in total by circa .....%

**Further information**

Share of drawing lots to the total performance last year (in total)

**Time span of variable**

1991	1992	1993	1994	1995	1996	1997	1998	1999	2000
2001	2002	2003	2004	2005	2006	2007	2008	2009	2010
2011	2012	2013	2014	2015	2016	2017	2018	2019	2020
WEST									
EAST									

No.	Name	Label	Survey period	Survey frequency
3.4.29)	<b>bau_cvpr_gc</b>	% of construction volume: as general contractor (in general)	West since 06/2013 East since 06/2013	annual survey, June annual survey, June

**Wording of question**

<p>since 06/2013</p> <p><b>Execution</b> Last year's total construction volume (=100%) was accounted for by ... (share in %)</p> <p style="text-align: center;">in total</p> <p style="text-align: center;">activity as general contractor (total construction execution by subcontractors)</p> <p style="text-align: right;">by circa .....%</p>	<p><b>Further information</b></p> <p>Share of activities as general contractor to last year's total construction volume (in total)</p>																																																		
<p><b>Time span of variable</b></p> <table border="1" style="width: 100%; text-align: center;"> <tr><td>1991</td><td>1992</td><td>1993</td><td>1994</td><td>1995</td><td>1996</td><td>1997</td><td>1998</td><td>1999</td><td>2000</td></tr> <tr><td>2001</td><td>2002</td><td>2003</td><td>2004</td><td>2005</td><td>2006</td><td>2007</td><td>2008</td><td>2009</td><td>2010</td></tr> <tr><td>2011</td><td>2012</td><td>2013</td><td>2014</td><td>2015</td><td>2016</td><td>2017</td><td>2018</td><td>2019</td><td>2020</td></tr> <tr> <td></td> <td></td> <td style="background-color: #003366; color: white;">WEST</td> <td></td> <td></td> <td></td> <td></td> <td></td> <td></td> <td></td> </tr> <tr> <td></td> <td></td> <td style="background-color: #006699; color: white;">EAST</td> <td></td> <td></td> <td></td> <td></td> <td></td> <td></td> <td></td> </tr> </table>		1991	1992	1993	1994	1995	1996	1997	1998	1999	2000	2001	2002	2003	2004	2005	2006	2007	2008	2009	2010	2011	2012	2013	2014	2015	2016	2017	2018	2019	2020			WEST										EAST							
1991	1992	1993	1994	1995	1996	1997	1998	1999	2000																																										
2001	2002	2003	2004	2005	2006	2007	2008	2009	2010																																										
2011	2012	2013	2014	2015	2016	2017	2018	2019	2020																																										
		WEST																																																	
		EAST																																																	

No.	Name	Label	Survey period	Survey frequency
3.4.30)	<b>bau_cvpr_oth</b>	% of construction volume: others (in general)	West since 06/2013 East since 06/2013	annual survey, June annual survey, June

**Wording of question**

<p>since 06/2013</p> <p><b>Execution</b> Last year's total construction volume (=100%) was accounted for by ... (share in %)</p> <p style="text-align: center;">in total</p> <p style="text-align: center;">other (general contractor, promoter, project developer, system provider, pre-financing models, functional construction contract, PPP models)</p> <p style="text-align: right;">by circa .....%</p>	<p><b>Further information</b></p> <p>Share of other activities to last year's total construction volume (in total)</p>																																																		
<p><b>Time span of variable</b></p> <table border="1" style="width: 100%; text-align: center;"> <tr><td>1991</td><td>1992</td><td>1993</td><td>1994</td><td>1995</td><td>1996</td><td>1997</td><td>1998</td><td>1999</td><td>2000</td></tr> <tr><td>2001</td><td>2002</td><td>2003</td><td>2004</td><td>2005</td><td>2006</td><td>2007</td><td>2008</td><td>2009</td><td>2010</td></tr> <tr><td>2011</td><td>2012</td><td>2013</td><td>2014</td><td>2015</td><td>2016</td><td>2017</td><td>2018</td><td>2019</td><td>2020</td></tr> <tr> <td></td> <td></td> <td style="background-color: #003366; color: white;">WEST</td> <td></td> <td></td> <td></td> <td></td> <td></td> <td></td> <td></td> </tr> <tr> <td></td> <td></td> <td style="background-color: #006699; color: white;">EAST</td> <td></td> <td></td> <td></td> <td></td> <td></td> <td></td> <td></td> </tr> </table>		1991	1992	1993	1994	1995	1996	1997	1998	1999	2000	2001	2002	2003	2004	2005	2006	2007	2008	2009	2010	2011	2012	2013	2014	2015	2016	2017	2018	2019	2020			WEST										EAST							
1991	1992	1993	1994	1995	1996	1997	1998	1999	2000																																										
2001	2002	2003	2004	2005	2006	2007	2008	2009	2010																																										
2011	2012	2013	2014	2015	2016	2017	2018	2019	2020																																										
		WEST																																																	
		EAST																																																	

No.	Name	Label	Survey period	Survey frequency
3.4.31)	<b>bau_cvpr_pc</b>	% of construction volume: as prime contractor (in general)	West since 06/2013 East since 06/2013	annual survey, June annual survey, June

**Wording of question**

<p>since 06/2013</p> <p><b>Execution</b></p>	<p><b>Further information</b></p> <p>Share of activities as prime contractor to last year's total construction volume (in total)</p>
--	--

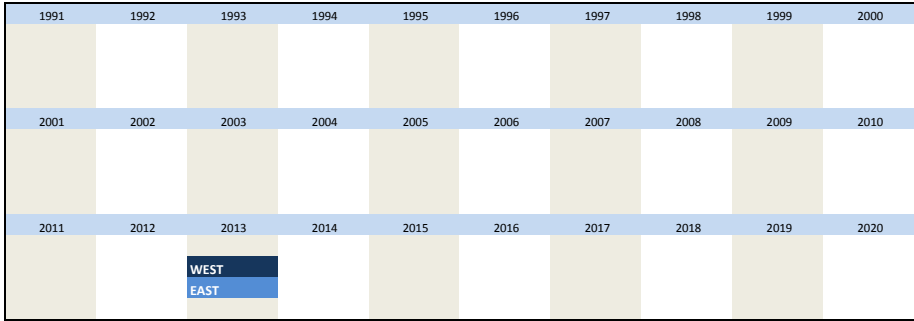
Last year's total construction volume (=100%) was accounted for by ...  
(share in %)

activities as prime contractor  
(with partial construction completion)

in total

by circa .....%

Time span of variable



No.	Name	Label	Survey period	Survey frequency
-----	------	-------	---------------	------------------

3.4.32)	<b>bau_cvpr_sc</b>	% of construction volume: as subcontractor (in general)	West since 06/2013 East since 06/2013	annual survey, June annual survey, June
---------	--------------------	--	--	--

Wording of question

since 06/2013

**Execution**  
Last year's total construction volume (=100%) was accounted for by ...  
(share in %)

activities as subcontractor

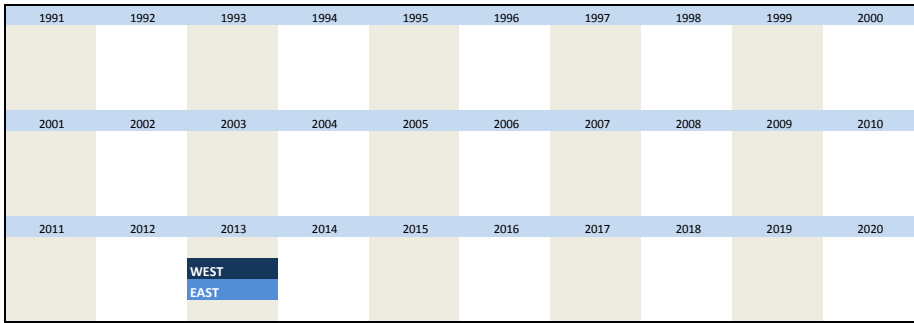
in total

by circa .....%

Further information

Share of activities as a subcontractor to last year's total construction volume (in total)

Time span of variable



No.	Name	Label	Survey period	Survey frequency
-----	------	-------	---------------	------------------

3.4.33)	<b>bau_cvpr_solec</b>	% of construction volume: as sole contractor (in general)	West since 06/2013 East since 06/2013	annual survey, June annual survey, June
---------	-----------------------	--	--	--

Wording of question

since 06/2013

**Execution**  
Last year's total construction volume (=100%) was accounted for by ...  
(share in %)

activity as sole contractor  
(planning and construction execution for providing essential own services)


in total

by circa .....%

Further information

Share of activities as sole contractor to last year's total construction volume (in total)

Time span of variable



2001	2002	2003	2004	2005	2006	2007	2008	2009	2010
2011	2012	2013	2014	2015	2016	2017	2018	2019	2020
		WEST							
		EAST							

No.	Name	Label	Survey period	Survey frequency
-----	------	-------	---------------	------------------

3.4.34)	bau_cvpu_bdl	% of construction volume: by drawing lots (public clients)	West since 06/2013 East since 06/2013	annual survey, June annual survey, June
---------	--------------	---	--	--

Wording of question

<p>since 06/2013</p> <p><b>Execution</b> Last year's total construction volume (=100%) was accounted for by ... (share in %)</p> <p style="text-align: right;">public principals</p> <p style="text-align: center;">Drawing lots of the building contractor (individual trades without scheduling) by circa .....%</p>	<p><b>Further information</b></p> <p>Share of drawing lots to last year's total construction volume (public principals)</p>
--	---

Time span of variable

1991	1992	1993	1994	1995	1996	1997	1998	1999	2000
2001	2002	2003	2004	2005	2006	2007	2008	2009	2010
2011	2012	2013	2014	2015	2016	2017	2018	2019	2020
		WEST							
		EAST							

No.	Name	Label	Survey period	Survey frequency
-----	------	-------	---------------	------------------

3.4.35)	bau_cvpu_gc	% of construction volume: as general contractor (public clients)	West since 06/2013 East since 06/2013	annual survey, June annual survey, June
---------	-------------	---	--	--

Wording of question

<p>since 06/2013</p> <p><b>Execution</b> Last year's total construction volume (=100%) was accounted for by ... (share in %)</p> <p style="text-align: right;">public principals</p> <p style="text-align: center;">activity as general contractor (total construction execution by subcontractors) by circa .....%</p>	<p><b>Further information</b></p> <p>Share of activities as general contractor to last year's total construction volume (public principals)</p>
---	---

Time span of variable

1991	1992	1993	1994	1995	1996	1997	1998	1999	2000
2001	2002	2003	2004	2005	2006	2007	2008	2009	2010
2011	2012	2013	2014	2015	2016	2017	2018	2019	2020
		WEST							
		EAST							

No.	Name	Label	Survey period	Survey frequency
-----	------	-------	---------------	------------------

3.4.36) **bau\_cvpu\_oth** % of construction volume:  
others (public clients)

West since 06/2013  
East since 06/2013

annual survey, June  
annual survey, June

**Wording of question**

<p>since 06/2013</p> <p><b>Execution</b> Last year's total construction volume (=100%) was accounted for by ... (share in %)</p> <p style="text-align: right;">public principals</p> <p style="text-align: right;">other (general contractor, promoter, project developer, system provider, pre-financing models, functional construction contract, PPP models)</p> <p style="text-align: right;">by circa .....%</p>	<p><b>Further information</b></p> <p>Share of other activities to last year's total construction volume (public principals)</p>																																																		
<p><b>Time span of variable</b></p> <table border="1" style="width: 100%; text-align: center;"> <tr><td>1991</td><td>1992</td><td>1993</td><td>1994</td><td>1995</td><td>1996</td><td>1997</td><td>1998</td><td>1999</td><td>2000</td></tr> <tr><td>2001</td><td>2002</td><td>2003</td><td>2004</td><td>2005</td><td>2006</td><td>2007</td><td>2008</td><td>2009</td><td>2010</td></tr> <tr><td>2011</td><td>2012</td><td>2013</td><td>2014</td><td>2015</td><td>2016</td><td>2017</td><td>2018</td><td>2019</td><td>2020</td></tr> <tr><td></td><td></td><td>WEST</td><td></td><td></td><td></td><td></td><td></td><td></td><td></td></tr> <tr><td></td><td></td><td>EAST</td><td></td><td></td><td></td><td></td><td></td><td></td><td></td></tr> </table>		1991	1992	1993	1994	1995	1996	1997	1998	1999	2000	2001	2002	2003	2004	2005	2006	2007	2008	2009	2010	2011	2012	2013	2014	2015	2016	2017	2018	2019	2020			WEST										EAST							
1991	1992	1993	1994	1995	1996	1997	1998	1999	2000																																										
2001	2002	2003	2004	2005	2006	2007	2008	2009	2010																																										
2011	2012	2013	2014	2015	2016	2017	2018	2019	2020																																										
		WEST																																																	
		EAST																																																	

No.	Name	Label	Survey period	Survey frequency
-----	------	-------	---------------	------------------

3.4.37) **bau\_cvpu\_pc** % of construction volume:  
as prime contractor (public clients)

West since 06/2013  
East since 06/2013

annual survey, June  
annual survey, June

**Wording of question**

<p>since 06/2013</p> <p><b>Execution</b> Last year's total construction volume (=100%) was accounted for by ... (share in %)</p> <p style="text-align: right;">public principals</p> <p style="text-align: right;">activities as prime contractor (with partial construction completion)</p> <p style="text-align: right;">by circa .....%</p>	<p><b>Further information</b></p> <p>Share of activities as prime contractor to last year's total construction volume (public principals)</p>																																																		
<p><b>Time span of variable</b></p> <table border="1" style="width: 100%; text-align: center;"> <tr><td>1991</td><td>1992</td><td>1993</td><td>1994</td><td>1995</td><td>1996</td><td>1997</td><td>1998</td><td>1999</td><td>2000</td></tr> <tr><td>2001</td><td>2002</td><td>2003</td><td>2004</td><td>2005</td><td>2006</td><td>2007</td><td>2008</td><td>2009</td><td>2010</td></tr> <tr><td>2011</td><td>2012</td><td>2013</td><td>2014</td><td>2015</td><td>2016</td><td>2017</td><td>2018</td><td>2019</td><td>2020</td></tr> <tr><td></td><td></td><td>WEST</td><td></td><td></td><td></td><td></td><td></td><td></td><td></td></tr> <tr><td></td><td></td><td>EAST</td><td></td><td></td><td></td><td></td><td></td><td></td><td></td></tr> </table>		1991	1992	1993	1994	1995	1996	1997	1998	1999	2000	2001	2002	2003	2004	2005	2006	2007	2008	2009	2010	2011	2012	2013	2014	2015	2016	2017	2018	2019	2020			WEST										EAST							
1991	1992	1993	1994	1995	1996	1997	1998	1999	2000																																										
2001	2002	2003	2004	2005	2006	2007	2008	2009	2010																																										
2011	2012	2013	2014	2015	2016	2017	2018	2019	2020																																										
		WEST																																																	
		EAST																																																	

No.	Name	Label	Survey period	Survey frequency
-----	------	-------	---------------	------------------

3.4.38) **bau\_cvpu\_sc** % of construction volume:  
as subcontractor (public clients)

West since 06/2013  
East since 06/2013

annual survey, June  
annual survey, June

**Wording of question**

<p>since 06/2013</p> <p><b>Execution</b> Last year's total construction volume (=100%) was accounted for by ... (share in %)</p> <p style="text-align: right;">public principals</p>	<p><b>Further information</b></p> <p>Share of activities as subcontractor to last year's total construction volume (public principals)</p>
--	--

activities as subcontractor									
by circa .....%									
Time span of variable									
1991	1992	1993	1994	1995	1996	1997	1998	1999	2000
2001	2002	2003	2004	2005	2006	2007	2008	2009	2010
2011	2012	2013	2014	2015	2016	2017	2018	2019	2020
		WEST							
		EAST							

No.	Name	Label	Survey period	Survey frequency
3.4.39)	bau_cvpu_solec	% of construction volume: as sole contractor (public clients)	West since 06/2013 East since 06/2013	annual survey, June annual survey, June

Wording of question

<p>since 06/2013</p> <p><b>Execution</b> Last year's total construction volume (=100%) was accounted for by ... (share in %)</p> <p>activity as sole contractor (planning and construction execution for providing essential own services)</p> <p>public principals</p> <p>by circa .....%</p>	<p><b>Further information</b></p> <p>Share of activities as sole contractor to last year's total construction volume (public principals)</p>
--	--

Time span of variable

1991	1992	1993	1994	1995	1996	1997	1998	1999	2000
2001	2002	2003	2004	2005	2006	2007	2008	2009	2010
2011	2012	2013	2014	2015	2016	2017	2018	2019	2020
		WEST							
		EAST							

No.	Name	Label	Survey period	Survey frequency
3.4.40)	bau_deccon	decline of construction activity	West since 12/1991 East since 12/2002	annual survey*, December annual survey, December

Wording of question

<p>since 12/1991</p> <p><b>Plant holidays</b> We report a decline of the construction activity in the respective holiday month in the ifo economic cycle test (question I.1)** which is solely due to plant holidays</p> <p>yes [1] <input type="text"/> no [2] <input type="text"/></p>	<p><b>Further information</b></p> <p>decline of construction activity due to plant holidays</p> <p>*no inquiry in 12/2001</p> <p>** see 2.1) conactex</p>
--	---

Time span of variable

1991	1992	1993	1994	1995	1996	1997	1998	1999	2000
WEST									
2001	2002	2003	2004	2005	2006	2007	2008	2009	2010
WEST									

	EAST									
2011	2012	2013	2014	2015	2016	2017	2018	2019	2020	
WEST		EAST								

No.	Name	Label	Survey period	Survey frequency
3.4.41)	bau_difil_ce	difficulties filling vacancies: construction engineer	East und West since 08/2013	annual survey, August

Wording of question

<p>since 08/2013</p> <p>How long did you have difficulties filling the vacancies (in months)?</p> <p>for construction engineers</p> <p>0 to 3 [1]      4 to 6 [2]      more than 6 [3]      vacancies not filled yet [4]</p> <p><input type="text"/>      <input type="text"/>      <input type="text"/>      <input type="text"/></p>	Further information
--	---------------------

Time span of variable

1991	1992	1993	1994	1995	1996	1997	1998	1999	2000
2001	2002	2003	2004	2005	2006	2007	2008	2009	2010
2011	2012	2013	2014	2015	2016	2017	2018	2019	2020
		WEST							
		EAST							

No.	Name	Label	Survey period	Survey frequency
3.4.42)	bau_difil_cp	difficulties filling vacancies: commercial professions	East und West since 08/2013	annual survey, August

Wording of question

<p>since 08/2013</p> <p>How long did you have difficulties filling the vacancies (in months)?</p> <p>for commercial professions</p> <p>0 to 3 [1]      4 to 6 [2]      more than 6 [3]      vacancies not filled yet [4]</p> <p><input type="text"/>      <input type="text"/>      <input type="text"/>      <input type="text"/></p>	Further information
--	---------------------

Time span of variable

1991	1992	1993	1994	1995	1996	1997	1998	1999	2000
2001	2002	2003	2004	2005	2006	2007	2008	2009	2010
2011	2012	2013	2014	2015	2016	2017	2018	2019	2020
		WEST							
		EAST							

No.	Name	Label	Survey period	Survey frequency
-----	------	-------	---------------	------------------

## Wording of question

<p>since 08/2013</p> <p>How long did you have difficulties filling the vacancies (in months)?</p> <p>for commercial managerial staff</p> <p>0 to 3 [1]      4 to 6 [2]      more than 6 [3]      vacancies not filled yet [4]</p> <p><input type="text"/>      <input type="text"/>      <input type="text"/>      <input type="text"/></p>	Further information
---	---------------------

## Time span of variable

1991	1992	1993	1994	1995	1996	1997	1998	1999	2000
2001	2002	2003	2004	2005	2006	2007	2008	2009	2010
2011	2012	2013	2014	2015	2016	2017	2018	2019	2020
		WEST							
		EAST							

No.	Name	Label	Survey period	Survey frequency
-----	------	-------	---------------	------------------

## Wording of question

<p>since 08/2013</p> <p>How long did you have difficulties filling the vacancies (in months)?</p> <p>for sales occupation</p> <p>0 to 3 [1]      4 to 6 [2]      more than 6 [3]      vacancies not filled yet [4]</p> <p><input type="text"/>      <input type="text"/>      <input type="text"/>      <input type="text"/></p>	Further information
--	---------------------

## Time span of variable

1991	1992	1993	1994	1995	1996	1997	1998	1999	2000
2001	2002	2003	2004	2005	2006	2007	2008	2009	2010
2011	2012	2013	2014	2015	2016	2017	2018	2019	2020
		WEST							
		EAST							

No.	Name	Label	Survey period	Survey frequency
-----	------	-------	---------------	------------------

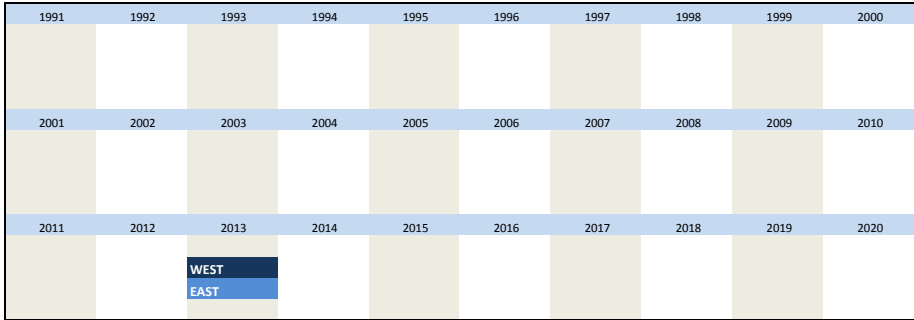
## Wording of question

<p>since 08/2013</p> <p>How long did you have difficulties filling the vacancies (in months)?</p> <p>for commercial trainees</p>	Further information
--	---------------------



0 to 3 [1]	4 to 6 [2]	more than 6 [3]	vacancies not filled yet [4]
<input type="text"/>	<input type="text"/>	<input type="text"/>	<input type="text"/>

Time span of variable



No.	Name	Label	Survey period	Survey frequency
-----	------	-------	---------------	------------------

3.4.46)	bau_difilvac	difficulties filling vacancies	East und West since 08/2013	annual survey, August
---------	--------------	--------------------------------	-----------------------------	-----------------------

Wording of question

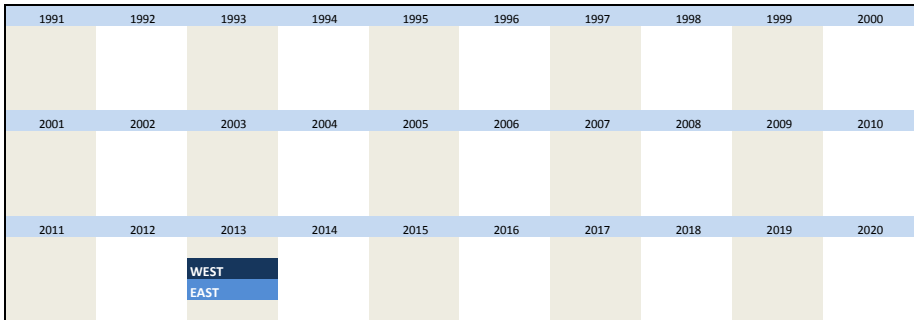
since 08/2013

We had difficulties filling the vacancies

yes [1]  no [2]

Further information

Time span of variable



No.	Name	Label	Survey period	Survey frequency
-----	------	-------	---------------	------------------

3.4.47)	bau_employ	employee	West since 01/1991 East since 01/1991	monthly monthly
---------	------------	----------	--	--------------------

since 01/1991

During the next 3-4 months the number of our employees will

increasing [1] not changing [2] decreasing [3]

in total

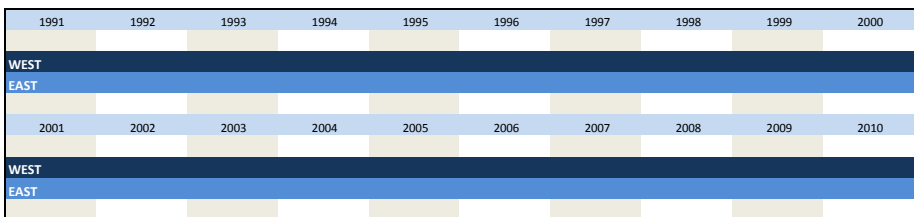
thereof

employees

Further information

employees

Time span of variable



2011	2012	2013	2014	2015	2016	2017	2018	2019	2020
WEST									
EAST									

No.	Name	Label	Survey period	Survey frequency
-----	------	-------	---------------	------------------

3.4.48)	<b>bau_equiput1</b>	equipment utilization (civil engineering) in %	West since 01/1991 East since 01/1991	monthly monthly
---------	---------------------	--	--	--------------------

01/1991 to 11/2001

In the month under report the utilization of our equipment (full utilization customary for the company=100%) was on average about

all equipment:	30	40	50	60	70	75	80	85	90	95	100	more than 100%, in fact:
thereof:												
- for civil engineering												
- for building construction												

since 01/2002

Lately the capacity utilization of our machines (full capacity utilization customary for the company=100%) was on average about

all equipment:	30	40	50	60	70	75	80	85	90	95	100	more than 100%, in fact:
thereof:												
- for civil engineering												
- for building construction												

**Further information**

Capacity utilization in main construction trades

Only in the main construction trades it is distinguished between civil engineering and building construction. This question does not exist for the prefabricated building construction

**Time span of variable**

1991	1992	1993	1994	1995	1996	1997	1998	1999	2000
WEST									
EAST									
2001	2002	2003	2004	2005	2006	2007	2008	2009	2010
WEST									
EAST									
2011	2012	2013	2014	2015	2016	2017	2018	2019	2020
WEST									
EAST									

No.	Name	Label	Survey period	Survey frequency
-----	------	-------	---------------	------------------

3.4.49)	<b>bau_fambus</b>	family business	East and West 02/2014	once
---------	-------------------	-----------------	-----------------------	------

**Wording of question**

02/2014

D) For research purposes?

Do you envision yourself as a family business?  
(This means a company whose voting capital is held predominately by one or more families that are connected)

yes[1]       no[2]

**Further Information**

**Time span of variable**

1980	1981	1982	1983	1984	1985	1986	1987	1988	1989
1990	1991	1992	1993	1994	1995	1996	1997	1998	1999
2000	2001	2002	2003	2004	2005	2006	2007	2008	2009

2010	2011	2012	2013	2014	2015	2016	2017	2018	2019
				WEST EAST					

No.	Name	Label	Survey period	Survey frequency
-----	------	-------	---------------	------------------

3.4.50)	<b>bau_flight_eur</b>	importance of flight connections in Europe	West 03/2013 East 03/2013	once once
---------	-----------------------	--	------------------------------	--------------

Wording of question

03/2013		Further information																																																												
<p><b>Special question (once)</b> How important for your company is a flight connection to destinations in</p> <table border="1"> <thead> <tr> <th>very important</th> <th>important</th> <th>less important</th> <th>unimportant</th> </tr> </thead> <tbody> <tr> <td>[1]</td> <td>[2]</td> <td>[3]</td> <td>[4]</td> </tr> </tbody> </table> <p>Europe</p>		very important	important	less important	unimportant	[1]	[2]	[3]	[4]	Importance of flight connections to destinations in Europe																																																				
very important	important	less important	unimportant																																																											
[1]	[2]	[3]	[4]																																																											
<p>Time span of variable</p> <table border="1"> <thead> <tr> <th>1991</th> <th>1992</th> <th>1993</th> <th>1994</th> <th>1995</th> <th>1996</th> <th>1997</th> <th>1998</th> <th>1999</th> <th>2000</th> </tr> </thead> <tbody> <tr> <td></td> <td></td> <td></td> <td></td> <td></td> <td></td> <td></td> <td></td> <td></td> <td></td> </tr> <tr> <th>2001</th> <th>2002</th> <th>2003</th> <th>2004</th> <th>2005</th> <th>2006</th> <th>2007</th> <th>2008</th> <th>2009</th> <th>2010</th> </tr> <tr> <td></td> <td></td> <td></td> <td></td> <td></td> <td></td> <td></td> <td></td> <td></td> <td></td> </tr> <tr> <th>2011</th> <th>2012</th> <th>2013</th> <th>2014</th> <th>2015</th> <th>2016</th> <th>2017</th> <th>2018</th> <th>2019</th> <th>2020</th> </tr> <tr> <td></td> <td></td> <td>WEST EAST</td> <td></td> <td></td> <td></td> <td></td> <td></td> <td></td> <td></td> </tr> </tbody> </table>		1991	1992	1993	1994	1995	1996	1997	1998	1999	2000											2001	2002	2003	2004	2005	2006	2007	2008	2009	2010											2011	2012	2013	2014	2015	2016	2017	2018	2019	2020			WEST EAST								
1991	1992	1993	1994	1995	1996	1997	1998	1999	2000																																																					
2001	2002	2003	2004	2005	2006	2007	2008	2009	2010																																																					
2011	2012	2013	2014	2015	2016	2017	2018	2019	2020																																																					
		WEST EAST																																																												

No.	Name	Label	Survey period	Survey frequency
-----	------	-------	---------------	------------------

3.4.51)	<b>bau_flight_ger</b>	importance of flight connections in Germany	West 03/2013 East 03/2013	once once
---------	-----------------------	---	------------------------------	--------------

Wording of question

03/2013		Further information																																																												
<p><b>Special question (once)</b> How important for your company is a flight connection to destinations in</p> <table border="1"> <thead> <tr> <th>very important</th> <th>important</th> <th>less important</th> <th>unimportant</th> </tr> </thead> <tbody> <tr> <td>[1]</td> <td>[2]</td> <td>[3]</td> <td>[4]</td> </tr> </tbody> </table> <p>Germany</p>		very important	important	less important	unimportant	[1]	[2]	[3]	[4]	Importance of flight connections to destinations in Germany																																																				
very important	important	less important	unimportant																																																											
[1]	[2]	[3]	[4]																																																											
<p>Time span of variable</p> <table border="1"> <thead> <tr> <th>1991</th> <th>1992</th> <th>1993</th> <th>1994</th> <th>1995</th> <th>1996</th> <th>1997</th> <th>1998</th> <th>1999</th> <th>2000</th> </tr> </thead> <tbody> <tr> <td></td> <td></td> <td></td> <td></td> <td></td> <td></td> <td></td> <td></td> <td></td> <td></td> </tr> <tr> <th>2001</th> <th>2002</th> <th>2003</th> <th>2004</th> <th>2005</th> <th>2006</th> <th>2007</th> <th>2008</th> <th>2009</th> <th>2010</th> </tr> <tr> <td></td> <td></td> <td></td> <td></td> <td></td> <td></td> <td></td> <td></td> <td></td> <td></td> </tr> <tr> <th>2011</th> <th>2012</th> <th>2013</th> <th>2014</th> <th>2015</th> <th>2016</th> <th>2017</th> <th>2018</th> <th>2019</th> <th>2020</th> </tr> <tr> <td></td> <td></td> <td>WEST EAST</td> <td></td> <td></td> <td></td> <td></td> <td></td> <td></td> <td></td> </tr> </tbody> </table>		1991	1992	1993	1994	1995	1996	1997	1998	1999	2000											2001	2002	2003	2004	2005	2006	2007	2008	2009	2010											2011	2012	2013	2014	2015	2016	2017	2018	2019	2020			WEST EAST								
1991	1992	1993	1994	1995	1996	1997	1998	1999	2000																																																					
2001	2002	2003	2004	2005	2006	2007	2008	2009	2010																																																					
2011	2012	2013	2014	2015	2016	2017	2018	2019	2020																																																					
		WEST EAST																																																												

No.	Name	Label	Survey period	Survey frequency
-----	------	-------	---------------	------------------

3.4.52)	<b>bau_flight_world</b>	importance of flight connections worldwide	West 03/2013 East 03/2013	once once
---------	-------------------------	--	------------------------------	--------------

Wording of question

03/2013

**Special question (once)**  
How important for your company is a flight connection to destinations

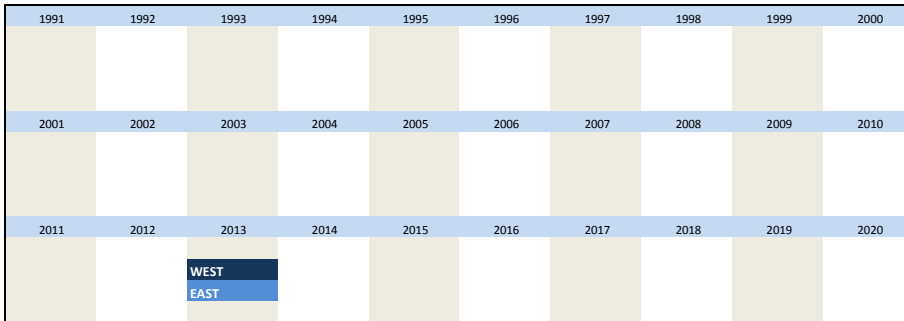
very important	important	less important	unimportant
[1]	[2]	[3]	[4]

worldwide

**Further information**

Importance of flight connections to destinations worldwide

**Time span of variable**



No.	Name	Label	Survey period	Survey frequency
3.4.53)	<b>bau_indwork</b>	industrial worker	West since 01/1991 East since 01/1991	monthly monthly

since 01/1991

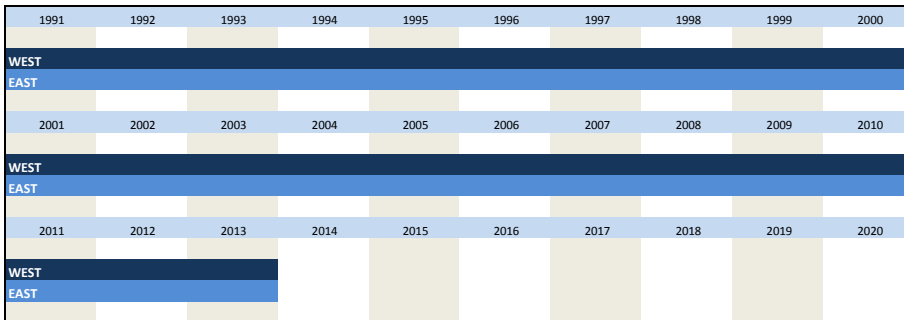
During the next 3-4 months the number of our employees will be

	increasing [1]	not changing [2]	decreasing [3]
in total	<input type="text"/>	<input type="text"/>	<input type="text"/>
thereof	<input type="text"/>	<input type="text"/>	<input type="text"/>
industrial workers	<input type="text"/>	<input type="text"/>	<input type="text"/>

**Further information**

industrial workers

**Time span of variable**



No.	Name	Label	Survey period	Survey frequency
3.4.54)	<b>bau_inwo</b>	industrial worker	East 01/2000 to 01/2001	annual survey, January

**Wording of question**

01/2000 to 01/2001

**Employees**  
In year 20WW\* the number of our industrial workers was on average \_\_\_\_\_


**Further information**

industrial workers

\* "20WW" means this year

**Example:**  
If the question was posed in December 2000, "20WW"="2000".

**Time span of variable**



2001	2002	2003	2004	2005	2006	2007	2008	2009	2010
EAST									
2011	2012	2013	2014	2015	2016	2017	2018	2019	2020

No.	Name	Label	Survey period	Survey frequency
3.4.55)	bau_lackwo2	lack of work (comparison)	West 09/1991 to 09/1995	annual survey, September

Wording of question

09/1991 to 09/1995	Further information
<p><b>Summer holidays</b> Compared to summer of last year the number of the lack of work in July and August 19WW* has</p> <p>increased [1] <input type="checkbox"/></p> <p>not changed [2] <input type="checkbox"/></p> <p>decreased [3] <input type="checkbox"/></p>	<p>Lack of work due to summer holidays compared to last year</p> <p>* "20WW" means this year <b>Example:</b> If the question was posed in September 1993 , "19WW"="1993".</p>

Time span of variable

1991	1992	1993	1994	1995	1996	1997	1998	1999	2000
WEST									
2001	2002	2003	2004	2005	2006	2007	2008	2009	2010
2011	2012	2013	2014	2015	2016	2017	2018	2019	2020

No.	Name	Label	Survey period	Survey frequency
3.4.56)	bau_lackwoper	number lack of work in %	West 09/1991 to 09/1995	annual survey, September

Wording of question

09/1991 to 09/1995	Further information
<p><b>Summer holidays</b> This year in July and August the lack of work due to holidays was about _____% of the working hours of all employees</p>	<p>Lack of work due to summer holidays</p>

Time span of variable

1991	1992	1993	1994	1995	1996	1997	1998	1999	2000
WEST									
2001	2002	2003	2004	2005	2006	2007	2008	2009	2010
2011	2012	2013	2014	2015	2016	2017	2018	2019	2020

No.	Name	Label	Survey period	Survey frequency
3.4.57)	latecomer	latecomer	West 01/1991 to 12/1995	monthly

1991	1992	1993	1994	1995	1996	1997	1998	1999	2000	Further information
------	------	------	------	------	------	------	------	------	------	---------------------

<b>WEST</b>										Latecomer
2001	2002	2003	2004	2005	2006	2007	2008	2009	2010	[N]
2011	2012	2013	2014	2015	2016	2017	2018	2019	2020	

No.	Name	Label	Survey period	Survey frequency
3.4.58)	bau_numwor	number of workers	West since 12/2002 East since 12/2002	annual survey, December** annual survey, December**

**Wording of question**

<p>since 12/2002</p> <p><b>Employees</b></p> <p>In year 20WW* the average number of our workers was _____</p>	<p><b>Further information</b></p> <p>number of workers (for main construction trades)</p> <p>* "20WW" means this year <b>Example:</b> If the question was posed in December 2003 , "20WW"="2003".</p> <p>--&gt; Only for the west the predecessor of the variable numwor was the variable 3.92 salvol7 (12/1996 to 12/2000).</p> <p>****The data is inquired annually in December but appears in the datasets monthly since 06/2009. This data is taken from the previous December.</p>																																																																						
<p><b>Time span of variable</b></p> <table border="1"> <tr> <td>1991</td><td>1992</td><td>1993</td><td>1994</td><td>1995</td><td>1996</td><td>1997</td><td>1998</td><td>1999</td><td>2000</td> </tr> <tr> <td>2001</td><td>2002</td><td>2003</td><td>2004</td><td>2005</td><td>2006</td><td>2007</td><td>2008</td><td>2009</td><td>2010</td> </tr> <tr> <td colspan="10"><b>WEST</b></td> </tr> <tr> <td colspan="10"><b>EAST</b></td> </tr> <tr> <td>2011</td><td>2012</td><td>2013</td><td>2014</td><td>2015</td><td>2016</td><td>2017</td><td>2018</td><td>2019</td><td>2020</td> </tr> <tr> <td colspan="10"><b>WEST</b></td> </tr> <tr> <td colspan="10"><b>EAST</b></td> </tr> </table>	1991	1992	1993	1994	1995	1996	1997	1998	1999	2000	2001	2002	2003	2004	2005	2006	2007	2008	2009	2010	<b>WEST</b>										<b>EAST</b>										2011	2012	2013	2014	2015	2016	2017	2018	2019	2020	<b>WEST</b>										<b>EAST</b>										
1991	1992	1993	1994	1995	1996	1997	1998	1999	2000																																																														
2001	2002	2003	2004	2005	2006	2007	2008	2009	2010																																																														
<b>WEST</b>																																																																							
<b>EAST</b>																																																																							
2011	2012	2013	2014	2015	2016	2017	2018	2019	2020																																																														
<b>WEST</b>																																																																							
<b>EAST</b>																																																																							

No.	Name	Label	Survey period	Survey frequency
3.4.59)	bau_ovtim	overtime	West since 10/1991 East since 10/2001	annual survey, October annual survey, October

**Wording of question**

<p>10/1991 to 10/2001</p> <p><b>Overtime</b></p> <p>In the month under report overtime was worked in our company</p> <p>yes [1] <input type="text"/> no [2] <input type="text"/></p>	<p><b>Further information</b></p> <p>Overtime (for main construction trades)</p>																																																																																
<p>since 10/2002</p> <p><b>Overtime</b></p> <p>In September overtime was worked in our company</p> <p>yes [1] <input type="text"/> no [2] <input type="text"/></p>																																																																																	
<p><b>Time span of variable</b></p> <table border="1"> <tr> <td>1991</td><td>1992</td><td>1993</td><td>1994</td><td>1995</td><td>1996</td><td>1997</td><td>1998</td><td>1999</td><td>2000</td> </tr> <tr> <td colspan="10"><b>WEST</b></td> </tr> <tr> <td>2001</td><td>2002</td><td>2003</td><td>2004</td><td>2005</td><td>2006</td><td>2007</td><td>2008</td><td>2009</td><td>2010</td> </tr> <tr> <td colspan="10"><b>WEST</b></td> </tr> <tr> <td colspan="10"><b>EAST</b></td> </tr> <tr> <td>2011</td><td>2012</td><td>2013</td><td>2014</td><td>2015</td><td>2016</td><td>2017</td><td>2018</td><td>2019</td><td>2020</td> </tr> <tr> <td colspan="10"><b>WEST</b></td> </tr> <tr> <td colspan="10"><b>EAST</b></td> </tr> </table>	1991	1992	1993	1994	1995	1996	1997	1998	1999	2000	<b>WEST</b>										2001	2002	2003	2004	2005	2006	2007	2008	2009	2010	<b>WEST</b>										<b>EAST</b>										2011	2012	2013	2014	2015	2016	2017	2018	2019	2020	<b>WEST</b>										<b>EAST</b>										
1991	1992	1993	1994	1995	1996	1997	1998	1999	2000																																																																								
<b>WEST</b>																																																																																	
2001	2002	2003	2004	2005	2006	2007	2008	2009	2010																																																																								
<b>WEST</b>																																																																																	
<b>EAST</b>																																																																																	
2011	2012	2013	2014	2015	2016	2017	2018	2019	2020																																																																								
<b>WEST</b>																																																																																	
<b>EAST</b>																																																																																	

--	--	--	--	--	--

No.	Name	Label	Survey period	Survey frequency
-----	------	-------	---------------	------------------

3.4.60)	<b>bau_ovtimper</b>	overtime in %	West since 10/1991 East since 10/2001	annual survey, October annual survey, October
---------	---------------------	---------------	--	--

**Wording of question**

<p>10/1991 to 10/2001</p> <p><b>Overtime</b> In the month under report overtime was worked in our company If yes: approximately _____% of the total working hours were worked overtime</p> <hr/> <p>since 10/2002</p> <p><b>Overtime</b> In September overtime was worked in our company If yes: approximately _____% of the total working hours were worked overtime</p>	<p><b>Further information</b></p> <p>Overtime in % (for main construction trades)</p>
---	---

**Time span of variable**

1991	1992	1993	1994	1995	1996	1997	1998	1999	2000
<b>WEST</b>									
2001	2002	2003	2004	2005	2006	2007	2008	2009	2010
<b>WEST</b>									
<b>EAST</b>									
2011	2012	2013	2014	2015	2016	2017	2018	2019	2020
<b>WEST</b>									
<b>EAST</b>									

No.	Name	Label	Survey period	Survey frequency
-----	------	-------	---------------	------------------

3.4.61)	<b>bau_pcgc_gen</b>	We regularly act as prime/ general contractor (in general)	West since 06/2013 East since 06/2013	annual survey, June annual survey, June
---------	---------------------	---	--	--

**Wording of question**

<p>since 06/2013</p> <p><b>Prime-/ general contractor services</b> a) we regularly act....</p> <p style="text-align: center;">in general</p> <p>yes [1] <input type="text"/></p> <p>as prime or general contractor</p> <p>no [2] <input type="text"/></p>	<p><b>Further information</b></p> <p>Regular work as prime/ general contractor (in general)</p>
---	---

**Time span of variable**

1991	1992	1993	1994	1995	1996	1997	1998	1999	2000
<b>WEST</b>									
2001	2002	2003	2004	2005	2006	2007	2008	2009	2010
<b>WEST</b>									
<b>EAST</b>									
2011	2012	2013	2014	2015	2016	2017	2018	2019	2020
<b>WEST</b>									
<b>EAST</b>									

No.	Name	Label	Survey period	Survey frequency
-----	------	-------	---------------	------------------

3.4.62)	<b>bau_pcgc_pub</b>	We regularly act as prime/ general contractor (public clients)	West since 06/2013 East since 06/2013	annual survey, June annual survey, June
---------	---------------------	---	--	--

**Wording of question**

<p>since 06/2013</p> <p><b>Prime-/ general contractor services</b></p> <p>a) we regularly act....</p> <p style="text-align: right;">for public principals</p> <p style="text-align: center;">yes [1] <input type="text"/></p> <p style="text-align: center;">no [2] <input type="text"/></p> <p style="text-align: center;">as prime/ general contractor</p>	<p><b>Further information</b></p> <p>Regular work as prime/ general contractors (public principals)</p>																														
<p><b>Time span of variable</b></p> <table border="1" style="width: 100%; text-align: center;"> <tr> <td>1991</td><td>1992</td><td>1993</td><td>1994</td><td>1995</td><td>1996</td><td>1997</td><td>1998</td><td>1999</td><td>2000</td> </tr> <tr> <td>2001</td><td>2002</td><td>2003</td><td>2004</td><td>2005</td><td>2006</td><td>2007</td><td>2008</td><td>2009</td><td>2010</td> </tr> <tr> <td>2011</td><td>2012</td><td>2013</td><td>2014</td><td>2015</td><td>2016</td><td>2017</td><td>2018</td><td>2019</td><td>2020</td> </tr> </table> <p style="text-align: center;">WEST EAST</p>		1991	1992	1993	1994	1995	1996	1997	1998	1999	2000	2001	2002	2003	2004	2005	2006	2007	2008	2009	2010	2011	2012	2013	2014	2015	2016	2017	2018	2019	2020
1991	1992	1993	1994	1995	1996	1997	1998	1999	2000																						
2001	2002	2003	2004	2005	2006	2007	2008	2009	2010																						
2011	2012	2013	2014	2015	2016	2017	2018	2019	2020																						

No.	Name	Label	Survey period	Survey frequency
3.4.63)	bau_phbr1	plant holidays: branches 1	West 12/1991 to 12/1995	annual survey, December

**Wording of question**

<p>12/1991 to 12/1995</p> <p><b>Plant holidays</b></p> <p>The plant holidays are in:</p> <p style="text-align: center;">June [1] <input type="text"/>      July [2] <input type="text"/>      August [3] <input type="text"/>      September [4] <input type="text"/>      branch 1</p>	<p><b>Further information</b></p> <p>Plant holidays: branches 1</p> <p>[1] June [2] July [3] August [4] September [5] June/July [6] July/August [7] August/September</p>																																								
<p><b>Time span of variable</b></p> <table border="1" style="width: 100%; text-align: center;"> <tr> <td>1991</td><td>1992</td><td>1993</td><td>1994</td><td>1995</td><td>1996</td><td>1997</td><td>1998</td><td>1999</td><td>2000</td> </tr> <tr> <td colspan="5" style="background-color: #002060; color: white;">WEST</td> <td></td><td></td><td></td><td></td><td></td> </tr> <tr> <td>2001</td><td>2002</td><td>2003</td><td>2004</td><td>2005</td><td>2006</td><td>2007</td><td>2008</td><td>2009</td><td>2010</td> </tr> <tr> <td>2011</td><td>2012</td><td>2013</td><td>2014</td><td>2015</td><td>2016</td><td>2017</td><td>2018</td><td>2019</td><td>2020</td> </tr> </table>		1991	1992	1993	1994	1995	1996	1997	1998	1999	2000	WEST										2001	2002	2003	2004	2005	2006	2007	2008	2009	2010	2011	2012	2013	2014	2015	2016	2017	2018	2019	2020
1991	1992	1993	1994	1995	1996	1997	1998	1999	2000																																
WEST																																									
2001	2002	2003	2004	2005	2006	2007	2008	2009	2010																																
2011	2012	2013	2014	2015	2016	2017	2018	2019	2020																																

No.	Name	Label	Survey period	Survey frequency
3.4.64)	bau_phbr2	plant holidays: branches 2	West 12/1991 to 12/1995	annual survey, December

**Wording of question**

<p>12/1991 to 12/1995</p> <p><b>Plant holidays</b></p> <p>The plant holidays are in:</p> <p style="text-align: center;">June [1] <input type="text"/>      July [2] <input type="text"/>      August [3] <input type="text"/>      September [4] <input type="text"/>      branch 2</p>	<p><b>Further information</b></p> <p>Plant holidays branch 2</p> <p>[1] June [2] July [3] August [4] September [5] June/July [6] July/August [7] August/September</p>
<p><b>Time span of variable</b></p>	



1991	1992	1993	1994	1995	1996	1997	1998	1999	2000
WEST									
2001	2002	2003	2004	2005	2006	2007	2008	2009	2010
2011	2012	2013	2014	2015	2016	2017	2018	2019	2020

No.	Name	Label	Survey period	Survey frequency
3.4.65)	bau_phbr3	plant holidays: branches 3	West 12/1991 to 12/1995	annual survey, December

Wording of question

<p>12/1991 to 12/1995</p> <p><b>Plant holidays</b> The plant holidays are in:</p> <p style="text-align: center;"> <input type="checkbox"/> June [1]      <input type="checkbox"/> July [2]      <input type="checkbox"/> August [3]      <input type="checkbox"/> September [4]      branch 3         </p>	<p><b>Further information</b></p> <p>Plant holidays branch 3</p> <p>[1] June [2] July [3] August [4] September [5] June/July [6] July/August [7] August/September</p>																																								
<p>Time span of variable</p> <table border="1"> <thead> <tr> <th>1991</th><th>1992</th><th>1993</th><th>1994</th><th>1995</th><th>1996</th><th>1997</th><th>1998</th><th>1999</th><th>2000</th></tr> </thead> <tbody> <tr> <td colspan="5">WEST</td> <td></td><td></td><td></td><td></td><td></td></tr> <tr> <td>2001</td><td>2002</td><td>2003</td><td>2004</td><td>2005</td><td>2006</td><td>2007</td><td>2008</td><td>2009</td><td>2010</td></tr> <tr> <td>2011</td><td>2012</td><td>2013</td><td>2014</td><td>2015</td><td>2016</td><td>2017</td><td>2018</td><td>2019</td><td>2020</td></tr> </tbody> </table>		1991	1992	1993	1994	1995	1996	1997	1998	1999	2000	WEST										2001	2002	2003	2004	2005	2006	2007	2008	2009	2010	2011	2012	2013	2014	2015	2016	2017	2018	2019	2020
1991	1992	1993	1994	1995	1996	1997	1998	1999	2000																																
WEST																																									
2001	2002	2003	2004	2005	2006	2007	2008	2009	2010																																
2011	2012	2013	2014	2015	2016	2017	2018	2019	2020																																

No.	Name	Label	Survey period	Survey frequency
3.4.66)	bau_phbr4	plant holidays: branches 4	West 12/1991 to 12/1995	annual survey, December

Wording of question

<p>12/1991 to 12/1995</p> <p><b>Plant holidays</b> The plant holidays are in:</p> <p style="text-align: center;"> <input type="checkbox"/> June [1]      <input type="checkbox"/> July [2]      <input type="checkbox"/> August [3]      <input type="checkbox"/> September [4]      branch 4         </p>	<p><b>Further information</b></p> <p>Plant holidays branch 4</p> <p>[1] June [2] July [3] August [4] September [5] June/July [6] July/August [7] August/September</p>																																								
<p>Time span of variable</p> <table border="1"> <thead> <tr> <th>1991</th><th>1992</th><th>1993</th><th>1994</th><th>1995</th><th>1996</th><th>1997</th><th>1998</th><th>1999</th><th>2000</th></tr> </thead> <tbody> <tr> <td colspan="5">WEST</td> <td></td><td></td><td></td><td></td><td></td></tr> <tr> <td>2001</td><td>2002</td><td>2003</td><td>2004</td><td>2005</td><td>2006</td><td>2007</td><td>2008</td><td>2009</td><td>2010</td></tr> <tr> <td>2011</td><td>2012</td><td>2013</td><td>2014</td><td>2015</td><td>2016</td><td>2017</td><td>2018</td><td>2019</td><td>2020</td></tr> </tbody> </table>		1991	1992	1993	1994	1995	1996	1997	1998	1999	2000	WEST										2001	2002	2003	2004	2005	2006	2007	2008	2009	2010	2011	2012	2013	2014	2015	2016	2017	2018	2019	2020
1991	1992	1993	1994	1995	1996	1997	1998	1999	2000																																
WEST																																									
2001	2002	2003	2004	2005	2006	2007	2008	2009	2010																																
2011	2012	2013	2014	2015	2016	2017	2018	2019	2020																																

No.	Name	Label	Survey period	Survey frequency
-----	------	-------	---------------	------------------

3.4.67) **bau\_phcaw** plant holidays: cessation of all work

West since 12/1991  
East since 12/2002

annual survey\*, December  
annual survey, December

**Wording of question**

<p>since 12/1991</p> <p><b>Plant holidays</b> During the summer months we have plant holidays with cessation of all work</p> <p style="text-align: center;">yes [1] <input type="text"/> no [2] <input type="text"/></p>	<p><b>Further information</b></p> <p>plant holidays: cessation of all work (for main construction trades)</p> <p>*No inquiry in 12/2001</p>																																																																																
<p><b>Time span of variable</b></p> <table border="1" style="width: 100%; text-align: center;"> <tr> <td>1991</td><td>1992</td><td>1993</td><td>1994</td><td>1995</td><td>1996</td><td>1997</td><td>1998</td><td>1999</td><td>2000</td> </tr> <tr> <td colspan="10"><b>WEST</b></td> </tr> <tr> <td>2001</td><td>2002</td><td>2003</td><td>2004</td><td>2005</td><td>2006</td><td>2007</td><td>2008</td><td>2009</td><td>2010</td> </tr> <tr> <td colspan="10"><b>WEST</b></td> </tr> <tr> <td></td><td><b>EAST</b></td><td></td><td></td><td></td><td></td><td></td><td></td><td></td><td></td> </tr> <tr> <td>2011</td><td>2012</td><td>2013</td><td>2014</td><td>2015</td><td>2016</td><td>2017</td><td>2018</td><td>2019</td><td>2020</td> </tr> <tr> <td colspan="10"><b>WEST</b></td> </tr> <tr> <td colspan="10"><b>EAST</b></td> </tr> </table>		1991	1992	1993	1994	1995	1996	1997	1998	1999	2000	<b>WEST</b>										2001	2002	2003	2004	2005	2006	2007	2008	2009	2010	<b>WEST</b>											<b>EAST</b>									2011	2012	2013	2014	2015	2016	2017	2018	2019	2020	<b>WEST</b>										<b>EAST</b>									
1991	1992	1993	1994	1995	1996	1997	1998	1999	2000																																																																								
<b>WEST</b>																																																																																	
2001	2002	2003	2004	2005	2006	2007	2008	2009	2010																																																																								
<b>WEST</b>																																																																																	
	<b>EAST</b>																																																																																
2011	2012	2013	2014	2015	2016	2017	2018	2019	2020																																																																								
<b>WEST</b>																																																																																	
<b>EAST</b>																																																																																	

No.	Name	Label	Survey period	Survey frequency
-----	------	-------	---------------	------------------

3.4.68) **bau\_phcwbr** plant holidays:  
cessation of work of singular branches

West since 12/1991  
East since 12/2002

annual survey\*, December  
annual survey, December

**Wording of question**

<p>since 12/1991</p> <p><b>Plant holidays</b> During the summer months we have plant holidays with cessation of construction operations of singular branches</p> <p style="text-align: center;">yes [1] <input type="text"/> no [2] <input type="text"/></p>	<p><b>Further information</b></p> <p>Plant holidays: cessation of work of singular branches (for main construction trades)</p> <p>*no inquiry in 12/2001</p>																																																																																
<p><b>Time span of variable</b></p> <table border="1" style="width: 100%; text-align: center;"> <tr> <td>1991</td><td>1992</td><td>1993</td><td>1994</td><td>1995</td><td>1996</td><td>1997</td><td>1998</td><td>1999</td><td>2000</td> </tr> <tr> <td colspan="10"><b>WEST</b></td> </tr> <tr> <td>2001</td><td>2002</td><td>2003</td><td>2004</td><td>2005</td><td>2006</td><td>2007</td><td>2008</td><td>2009</td><td>2010</td> </tr> <tr> <td colspan="10"><b>WEST</b></td> </tr> <tr> <td></td><td><b>EAST</b></td><td></td><td></td><td></td><td></td><td></td><td></td><td></td><td></td> </tr> <tr> <td>2011</td><td>2012</td><td>2013</td><td>2014</td><td>2015</td><td>2016</td><td>2017</td><td>2018</td><td>2019</td><td>2020</td> </tr> <tr> <td colspan="10"><b>WEST</b></td> </tr> <tr> <td colspan="10"><b>EAST</b></td> </tr> </table>		1991	1992	1993	1994	1995	1996	1997	1998	1999	2000	<b>WEST</b>										2001	2002	2003	2004	2005	2006	2007	2008	2009	2010	<b>WEST</b>											<b>EAST</b>									2011	2012	2013	2014	2015	2016	2017	2018	2019	2020	<b>WEST</b>										<b>EAST</b>									
1991	1992	1993	1994	1995	1996	1997	1998	1999	2000																																																																								
<b>WEST</b>																																																																																	
2001	2002	2003	2004	2005	2006	2007	2008	2009	2010																																																																								
<b>WEST</b>																																																																																	
	<b>EAST</b>																																																																																
2011	2012	2013	2014	2015	2016	2017	2018	2019	2020																																																																								
<b>WEST</b>																																																																																	
<b>EAST</b>																																																																																	

No.	Name	Label	Survey period	Survey frequency
-----	------	-------	---------------	------------------

3.4.69) **bau\_phdur** plant holidays: duration in weeks

West since 12/1991  
East since 12/2002

annual survey\*, December  
annual survey, December

**Wording of question**

<p>since 12/1991</p> <p><b>Plant holidays</b> The duration of the plant holidays is:</p> <p style="text-align: center;">1 week [1] <input type="text"/> 2 weeks [2] <input type="text"/> 3 weeks [3] <input type="text"/> 4 weeks [4] <input type="text"/></p>	<p><b>Further information</b></p> <p>Plant holidays in weeks (for main construction trades)</p> <p>*no inquiry in 12/2001</p>										
<p><b>Time span of variable</b></p> <table border="1" style="width: 100%; text-align: center;"> <tr> <td>1991</td><td>1992</td><td>1993</td><td>1994</td><td>1995</td><td>1996</td><td>1997</td><td>1998</td><td>1999</td><td>2000</td> </tr> </table>		1991	1992	1993	1994	1995	1996	1997	1998	1999	2000
1991	1992	1993	1994	1995	1996	1997	1998	1999	2000		

WEST									
2001	2002	2003	2004	2005	2006	2007	2008	2009	2010
WEST									
EAST									
2011	2012	2013	2014	2015	2016	2017	2018	2019	2020
WEST									
EAST									

No.	Name	Label	Survey period	Survey frequency
3.4.70)	bau_phintr	year of introduction of plant holidays	West 12/2002 to 12/2008 East 12/2002 to 12/2008	annual survey, December annual survey, December

Wording of question

<p>since 12/2002</p> <p><b>Plant holidays</b> The plant holidays were introduced in year _____</p>	<p><b>Further information</b></p> <p>year of introduction of plant holidays (for main construction trades)</p> <p>year, 4 digits</p> <p>*no inquiry in 12/2001</p>																																																		
<p>Time span of variable</p>																																																			
<table border="1"> <tr><td>1991</td><td>1992</td><td>1993</td><td>1994</td><td>1995</td><td>1996</td><td>1997</td><td>1998</td><td>1999</td><td>2000</td></tr> <tr><td>2001</td><td>2002</td><td>2003</td><td>2004</td><td>2005</td><td>2006</td><td>2007</td><td>2008</td><td>2009</td><td>2010</td></tr> <tr><td colspan="10">WEST</td></tr> <tr><td colspan="10">EAST</td></tr> <tr><td>2011</td><td>2012</td><td>2013</td><td>2014</td><td>2015</td><td>2016</td><td>2017</td><td>2018</td><td>2019</td><td>2020</td></tr> </table>	1991	1992	1993	1994	1995	1996	1997	1998	1999	2000	2001	2002	2003	2004	2005	2006	2007	2008	2009	2010	WEST										EAST										2011	2012	2013	2014	2015	2016	2017	2018	2019	2020	
1991	1992	1993	1994	1995	1996	1997	1998	1999	2000																																										
2001	2002	2003	2004	2005	2006	2007	2008	2009	2010																																										
WEST																																																			
EAST																																																			
2011	2012	2013	2014	2015	2016	2017	2018	2019	2020																																										

No.	Name	Label	Survey period	Survey frequency
3.4.71)	bau_phm	plant holidays: month (labels valid until 12/2000, afterwards: June)	West since 12/1991 East since 12/2002	annual survey*, December annual survey, December

Wording of question

<p>12/1991 to 12/2000</p> <p><b>Plant holidays</b> The plant holidays are in:</p> <p>June [1]      July [2]      August [3]      September [4]</p> <p>all construction operations</p>	<p><b>Further information</b></p> <p>Plant holidays: month / June (for main construction trades)</p> <p><b>12/2002 to 12/2008 and since 12/2012</b></p> <p>[1] June [2] July [3] August [4] September [5] June/July [6] July/August [7] August/September [8] other answers**</p> <p><b>12/1991 to 12/2000 and 12/2009 to 12/2011</b></p> <p>[1] June [2] July [3] August [4] September [5] June/July [6] July/August [7] August/September</p> <p>*no inquiry in 12/2001</p> <p>** In 2012 [8] "other answers" also contains the cases in which no month was ticked off</p>																																																																																
<p>Time span of variable</p>																																																																																	
<table border="1"> <tr><td>1991</td><td>1992</td><td>1993</td><td>1994</td><td>1995</td><td>1996</td><td>1997</td><td>1998</td><td>1999</td><td>2000</td></tr> <tr><td colspan="10">WEST</td></tr> <tr><td>2001</td><td>2002</td><td>2003</td><td>2004</td><td>2005</td><td>2006</td><td>2007</td><td>2008</td><td>2009</td><td>2010</td></tr> <tr><td colspan="10">WEST</td></tr> <tr><td colspan="10">EAST</td></tr> <tr><td>2011</td><td>2012</td><td>2013</td><td>2014</td><td>2015</td><td>2016</td><td>2017</td><td>2018</td><td>2019</td><td>2020</td></tr> <tr><td colspan="10">WEST</td></tr> <tr><td colspan="10">EAST</td></tr> </table>	1991	1992	1993	1994	1995	1996	1997	1998	1999	2000	WEST										2001	2002	2003	2004	2005	2006	2007	2008	2009	2010	WEST										EAST										2011	2012	2013	2014	2015	2016	2017	2018	2019	2020	WEST										EAST										
1991	1992	1993	1994	1995	1996	1997	1998	1999	2000																																																																								
WEST																																																																																	
2001	2002	2003	2004	2005	2006	2007	2008	2009	2010																																																																								
WEST																																																																																	
EAST																																																																																	
2011	2012	2013	2014	2015	2016	2017	2018	2019	2020																																																																								
WEST																																																																																	
EAST																																																																																	

No.	Name	Label	Survey period	Survey frequency
3.4.72)	<b>bau_prcoco</b>	prime costs covering	West since 01/1991 East since 01/1991	monthly monthly

01/1991 to 11/2001

In the month under report the prices of construction obtained on the market were

more than prime costs covering [1]

prime costs covering [2]

not prime costs covering [3]

---

since 01/2002

Currently\*/ in the month under report\*\* the obtained prices of construction were

more than prime costs covering [1]

prime costs covering [2]

not prime costs covering[3]

Further information

Obtainable prices of construction

\* for main construction trades

\*\* prefabricated building construction

Time span of variable

1991	1992	1993	1994	1995	1996	1997	1998	1999	2000
WEST									
EAST									
2001	2002	2003	2004	2005	2006	2007	2008	2009	2010
WEST									
EAST									
2011	2012	2013	2014	2015	2016	2017	2018	2019	2020
WEST									
EAST									

No.	Name	Label	Survey period	Survey frequency
3.4.73)	<b>bau_probl_pub</b>	Are there problems regarding public procurement law (public clients)	West since 06/2013 East since 06/2013	annual survey, June annual survey, June

Wording of question

since 06/2013

**Prime-/ general contractor services**

c) Are there problems regarding public procurement law for public clients?

for public principals

yes [1]

no [2]

Further information

Problems regarding public procurement law (public clients)

Time span of variable

1991	1992	1993	1994	1995	1996	1997	1998	1999	2000
WEST									
EAST									
2001	2002	2003	2004	2005	2006	2007	2008	2009	2010
WEST									
EAST									
2011	2012	2013	2014	2015	2016	2017	2018	2019	2020
WEST									
EAST									

No.	Name	Label	Survey period	Survey frequency
3.4.74)	<b>bau_prop_gen</b>	Propensity for placing orders with prime/ general contractors (in general)	West since 06/2013 East since 06/2013	annual survey, June annual survey, June

Wording of question

<p>since 06/2013</p> <p><b>Prime-/ general contractor services</b></p> <p>b) During the last years the propensity of principals to place orders as prime/ general contractors has</p> <p style="text-align: center;">in general</p> <p>increased [1] <input type="text"/></p> <p>not changed [2] <input type="text"/></p> <p>decreased [3] <input type="text"/></p>	<p><b>Further information</b></p> <p>Propensity for placing orders with prime/ general contractors (in general)</p>																																																		
<p><b>Time span of variable</b></p>																																																			
<table border="1" style="width: 100%; text-align: center;"> <tr> <td>1991</td><td>1992</td><td>1993</td><td>1994</td><td>1995</td><td>1996</td><td>1997</td><td>1998</td><td>1999</td><td>2000</td> </tr> <tr> <td>2001</td><td>2002</td><td>2003</td><td>2004</td><td>2005</td><td>2006</td><td>2007</td><td>2008</td><td>2009</td><td>2010</td> </tr> <tr> <td>2011</td><td>2012</td><td>2013</td><td>2014</td><td>2015</td><td>2016</td><td>2017</td><td>2018</td><td>2019</td><td>2020</td> </tr> <tr> <td></td><td></td><td style="background-color: #003366; color: white;">WEST</td><td></td><td></td><td></td><td></td><td></td><td></td><td></td> </tr> <tr> <td></td><td></td><td style="background-color: #006699; color: white;">EAST</td><td></td><td></td><td></td><td></td><td></td><td></td><td></td> </tr> </table>		1991	1992	1993	1994	1995	1996	1997	1998	1999	2000	2001	2002	2003	2004	2005	2006	2007	2008	2009	2010	2011	2012	2013	2014	2015	2016	2017	2018	2019	2020			WEST										EAST							
1991	1992	1993	1994	1995	1996	1997	1998	1999	2000																																										
2001	2002	2003	2004	2005	2006	2007	2008	2009	2010																																										
2011	2012	2013	2014	2015	2016	2017	2018	2019	2020																																										
		WEST																																																	
		EAST																																																	

No.	Name	Label	Survey period	Survey frequency
3.4.75)	<span style="background-color: #e6f2ff;">bau_prop_pub</span>	Propensity for placing orders with prime/ general contractors (public clients)	West since 06/2013 East since 06/2013	annual survey, June annual survey, June

**Wording of question**

<p>since 06/2013</p> <p><b>Prime-/ general contractor services</b></p> <p>b) During the last years the propensity of principals to place orders as prime/ general contractors has</p> <p style="text-align: center;">for public principals</p> <p>increased [1] <input type="text"/></p> <p>not changed [2] <input type="text"/></p> <p>decreased [3] <input type="text"/></p>	<p><b>Further information</b></p> <p>Propensity for placing orders with prime/ general contractors (public principals)</p>																																																		
<p><b>Time span of variable</b></p>																																																			
<table border="1" style="width: 100%; text-align: center;"> <tr> <td>1991</td><td>1992</td><td>1993</td><td>1994</td><td>1995</td><td>1996</td><td>1997</td><td>1998</td><td>1999</td><td>2000</td> </tr> <tr> <td>2001</td><td>2002</td><td>2003</td><td>2004</td><td>2005</td><td>2006</td><td>2007</td><td>2008</td><td>2009</td><td>2010</td> </tr> <tr> <td>2011</td><td>2012</td><td>2013</td><td>2014</td><td>2015</td><td>2016</td><td>2017</td><td>2018</td><td>2019</td><td>2020</td> </tr> <tr> <td></td><td></td><td style="background-color: #003366; color: white;">WEST</td><td></td><td></td><td></td><td></td><td></td><td></td><td></td> </tr> <tr> <td></td><td></td><td style="background-color: #006699; color: white;">EAST</td><td></td><td></td><td></td><td></td><td></td><td></td><td></td> </tr> </table>		1991	1992	1993	1994	1995	1996	1997	1998	1999	2000	2001	2002	2003	2004	2005	2006	2007	2008	2009	2010	2011	2012	2013	2014	2015	2016	2017	2018	2019	2020			WEST										EAST							
1991	1992	1993	1994	1995	1996	1997	1998	1999	2000																																										
2001	2002	2003	2004	2005	2006	2007	2008	2009	2010																																										
2011	2012	2013	2014	2015	2016	2017	2018	2019	2020																																										
		WEST																																																	
		EAST																																																	

No.	Name	Label	Survey period	Survey frequency
3.4.76)	<span style="background-color: #e6f2ff;">bau_prpa1</span>	precast parts: utilization	West since 10/1991 East since 10/2001	annual survey, October annual survey, October

**Wording of question**

<p>since 10/1991</p> <p><b>Utilization of precast parts in "conventional" construction</b></p> <p>For our "conventional" constructions we also use precast parts ( flights of stairs, façade elements, prefabricated ceilings, light shafts for cellars, canalization and shaft construction elements*, túbings and so forth)</p>	<p><b>Further information</b></p> <p>Utilization of precast parts (for main construction trades)</p> <p>* Addition "canalization and shaft construction elements" since 10/1996</p>
---	---

yes [1]	<input type="text"/>	no [2]	<input type="text"/>						
<b>Time span of variable</b>									
1991	1992	1993	1994	1995	1996	1997	1998	1999	2000
<b>WEST</b>									
2001	2002	2003	2004	2005	2006	2007	2008	2009	2010
<b>WEST</b>									
<b>EAST</b>									
2011	2012	2013	2014	2015	2016	2017	2018	2019	2020
<b>WEST</b>									
<b>EAST</b>									

No.	Name	Label	Survey period	Survey frequency
3.4.77)	<b>bau_prpacvm</b>	precast parts: % of construction volumen at the moment	West since 10/1991 East since 10/2001	annual survey, October annual survey, October


**Wording of question**

<p>since 10/1991</p> <p><b>Utilization of precast parts in "conventional" construction</b></p> <p>For our "conventional" constructions we also use precast parts ( flights of stairs, façade elements, prefabricated ceilings, light shafts for cellars, canalization and shaft construction elements*, túbings and so forth)</p> <p><b>If yes:</b></p> <p>Precast parts currently account for about [...] of the total construction value _____ %</p>	<p><b>Further information</b></p> <p>Percentage of precast parts of the construction volume (for main construction trades)</p> <p>* Addition "canalization and shaft construction elements" since 10/1996</p>
--	---

<b>Time span of variable</b>									
1991	1992	1993	1994	1995	1996	1997	1998	1999	2000
<b>WEST</b>									
2001	2002	2003	2004	2005	2006	2007	2008	2009	2010
<b>WEST</b>									
<b>EAST</b>									
2011	2012	2013	2014	2015	2016	2017	2018	2019	2020
<b>WEST</b>									
<b>EAST</b>									

No.	Name	Label	Survey period	Survey frequency
3.4.78)	<b>bau_prpacvy</b>	precast parts: % of construction volumen whole year	West since 10/1991 East since 10/2001	annual survey, October annual survey, October

**Wording of question**

<p>since 10/1991</p> <p><b>Utilization of precast parts in "conventional" construction</b></p> <p>For our "conventional" constructions we also use precast parts ( flights of stairs, façade elements, prefabricated ceilings, light shafts for cellars, canalization and shaft construction elements*, túbings and so forth)</p> <p><b>If yes:</b></p> <p>The share of precast parts to the total construction value is circa  % 19/20XX** approximately _____ %</p>	<p><b>Further information</b></p> <p>precast parts: % of construction volume last year (for main construction trades)</p> <p>* Addition "canalization and shaft construction elements" since 10/1996</p> <p>** "20XX" means last year</p> <p><b>Example:</b></p> <p>If the question was posed in October 2003 , "20XX"="2002".</p>
--	--

<b>Time span of variable</b>									
1991	1992	1993	1994	1995	1996	1997	1998	1999	2000
<b>WEST</b>									
2001	2002	2003	2004	2005	2006	2007	2008	2009	2010
<b>WEST</b>									
<b>EAST</b>									

2011	2012	2013	2014	2015	2016	2017	2018	2019	2020
WEST									
EAST									

No.	Name	Label	Survey period	Survey frequency
3.4.79)	bau_salvol1	sales volume in %: road construction	West 12/1996 to 12/2000 West and East since 06/2009	annual survey, December annual survey, December****

Wording of question

<p>since 12/1996</p> <p><b>Information for weighting purposes</b> As foundation for the weighting of your information in 19/20YY* we ask for information how the revenue you made so far in 19WW** is distributed among the following construction sector (estimate is sufficient)</p> <p>road construction _____ %</p>	<p><b>Further information</b></p> <p>sales volume in %: road construction (for main construction trades)</p> <p>* "19YY" means next year <b>Example:</b> If the question was posed in December 1998, "19YY"="1999".</p> <p>** "19WW" means this year <b>Example:</b> If the question was posed in December 1998, "19WW"="1998".</p> <p>*** 12/1996 to 12/2000 record type 1</p> <p>****The data is inquired annually in December but appears in the datasets monthly since 06/2009. This data is taken from the previous December.</p>																																																																						
<p>Time span of variable</p> <table border="1"> <thead> <tr> <th>1991</th> <th>1992</th> <th>1993</th> <th>1994</th> <th>1995</th> <th>1996</th> <th>1997</th> <th>1998</th> <th>1999</th> <th>2000</th> </tr> </thead> <tbody> <tr> <td></td> <td></td> <td></td> <td></td> <td></td> <td colspan="5">WEST</td> </tr> <tr> <th>2001</th> <th>2002</th> <th>2003</th> <th>2004</th> <th>2005</th> <th>2006</th> <th>2007</th> <th>2008</th> <th>2009</th> <th>2010</th> </tr> <tr> <td></td> <td></td> <td></td> <td></td> <td></td> <td></td> <td></td> <td></td> <td colspan="2">WEST EAST</td> </tr> <tr> <th>2011</th> <th>2012</th> <th>2013</th> <th>2014</th> <th>2015</th> <th>2016</th> <th>2017</th> <th>2018</th> <th>2019</th> <th>2020</th> </tr> <tr> <td colspan="3">WEST</td> <td></td> <td></td> <td></td> <td></td> <td></td> <td></td> <td></td> </tr> <tr> <td colspan="3">EAST</td> <td></td> <td></td> <td></td> <td></td> <td></td> <td></td> <td></td> </tr> </tbody> </table>		1991	1992	1993	1994	1995	1996	1997	1998	1999	2000						WEST					2001	2002	2003	2004	2005	2006	2007	2008	2009	2010									WEST EAST		2011	2012	2013	2014	2015	2016	2017	2018	2019	2020	WEST										EAST									
1991	1992	1993	1994	1995	1996	1997	1998	1999	2000																																																														
					WEST																																																																		
2001	2002	2003	2004	2005	2006	2007	2008	2009	2010																																																														
								WEST EAST																																																															
2011	2012	2013	2014	2015	2016	2017	2018	2019	2020																																																														
WEST																																																																							
EAST																																																																							

No.	Name	Label	Survey period	Survey frequency
3.4.80)	bau_salvol2	sales volume in %: other civil engineering	West 12/1996 to 12/2000 West and East since 06/2009	annual survey, December annual survey, December****

Wording of question

<p>since 12/1996</p> <p><b>Information for weighting purposes</b> As foundation for the weighting of your information in 19/20YY* we ask for information how the revenue you made so far in 19WW** is distributed among the following construction sector (estimate is sufficient)</p> <p>other civil engineering _____ %</p>	<p><b>Further information</b></p> <p>sales volume in %: other civil engineering (for main construction trades)</p> <p>* "19YY" means next year <b>Example:</b> If the question was posed in December 1998, "19YY"="1999".</p> <p>** "19WW" means this year <b>Example:</b> If the question was posed in December 1998, "19WW"="1998".</p> <p>*** 12/1996 to 12/2000 record type 1</p> <p>****The data is inquired annually in December but appears in the datasets monthly since 06/2009. This data is taken from the previous December.</p>																																																																						
<p>Time span of variable</p> <table border="1"> <thead> <tr> <th>1991</th> <th>1992</th> <th>1993</th> <th>1994</th> <th>1995</th> <th>1996</th> <th>1997</th> <th>1998</th> <th>1999</th> <th>2000</th> </tr> </thead> <tbody> <tr> <td></td> <td></td> <td></td> <td></td> <td></td> <td colspan="5">WEST</td> </tr> <tr> <th>2001</th> <th>2002</th> <th>2003</th> <th>2004</th> <th>2005</th> <th>2006</th> <th>2007</th> <th>2008</th> <th>2009</th> <th>2010</th> </tr> <tr> <td></td> <td></td> <td></td> <td></td> <td></td> <td></td> <td></td> <td></td> <td colspan="2">WEST EAST</td> </tr> <tr> <th>2011</th> <th>2012</th> <th>2013</th> <th>2014</th> <th>2015</th> <th>2016</th> <th>2017</th> <th>2018</th> <th>2019</th> <th>2020</th> </tr> <tr> <td colspan="3">WEST</td> <td></td> <td></td> <td></td> <td></td> <td></td> <td></td> <td></td> </tr> <tr> <td colspan="3">EAST</td> <td></td> <td></td> <td></td> <td></td> <td></td> <td></td> <td></td> </tr> </tbody> </table>		1991	1992	1993	1994	1995	1996	1997	1998	1999	2000						WEST					2001	2002	2003	2004	2005	2006	2007	2008	2009	2010									WEST EAST		2011	2012	2013	2014	2015	2016	2017	2018	2019	2020	WEST										EAST									
1991	1992	1993	1994	1995	1996	1997	1998	1999	2000																																																														
					WEST																																																																		
2001	2002	2003	2004	2005	2006	2007	2008	2009	2010																																																														
								WEST EAST																																																															
2011	2012	2013	2014	2015	2016	2017	2018	2019	2020																																																														
WEST																																																																							
EAST																																																																							

No.	Name	Label	Survey period	Survey frequency
3.4.81)	bau_salvol3	sales volume in %: public civil engineering	West 12/1996 to 12/2000 West and East since 06/2009	annual survey, December annual survey, December****

Wording of question

	<b>Further information</b>
--	----------------------------

since 12/1996

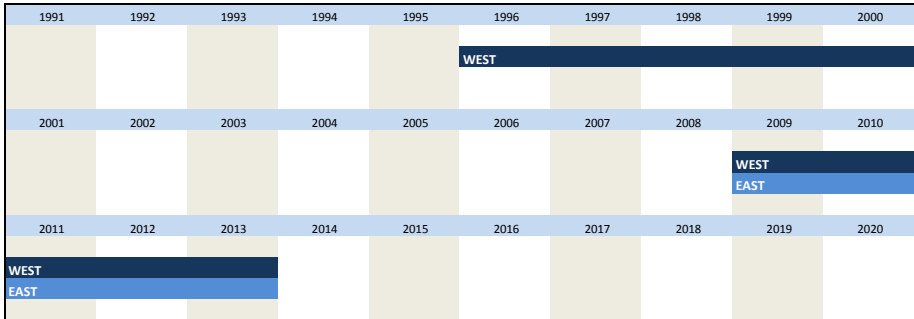
**Information for weighting purposes**  
 As foundation for the weighting of your information in 19/20YY\* we ask for information how the revenue you made so far in 19WW\*\* is distributed among the following construction sector (estimate is sufficient)

public civil engineering \_\_\_\_\_ %

sales volume in %: public civil engineering  
 (for main construction trades)

\* "19YY" means next year  
**Example:**  
 If the question was posed in December 1998 ,  
 "19YY"="1999".

**Time span of variable**



\*\* "19WW" means this year  
**Example:**  
 If the question was posed in December 1998 ,  
 "19WW"="1998".

\*\*\* 12/1996 to 12/2000 record type 1

\*\*\*\*The data is inquired annually in December but appears in the datasets monthly since 06/2009. This data is taken from the previous December.

No.	Name	Label	Survey period	Survey frequency
3.4.82)	bau_salvol4	sales volume in %: industrial civil engineering	West 12/1996 to 12/2000 West and East since 06/2009	annual survey, December annual survey, December****

**Wording of question**

since 12/1996

**Information for weighting purposes**  
 As foundation for the weighting of your information in 19/20YY\* we ask for information how the revenue you made so far in 19WW\*\* is distributed among the following construction sector (estimate is sufficient)

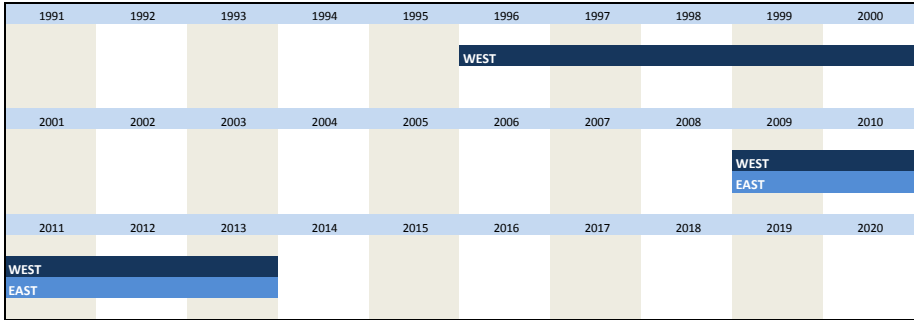
industrial civil engineering \_\_\_\_\_ %

**Further information**

sales volume in %: industrial civil engineering  
 (for main construction trades)

\* "19YY" means next year  
**Example:**  
 If the question was posed in December 1998 ,  
 "19YY"="1999".

**Time span of variable**



\*\* "19WW" means this year  
**Example:**  
 If the question was posed in December 1998 ,  
 "19WW"="1998".

\*\*\* 12/1996 to 12/2000 record type 1

\*\*\*\*The data is inquired annually in December but appears in the datasets monthly since 06/2009. This data is taken from the previous December.

No.	Name	Label	Survey period	Survey frequency
3.4.83)	bau_salvol5	sales volume in %: domestic construction	West 12/1996 to 12/2000 West and East since 06/2009	annual survey, December annual survey, December****

**Wording of question**

since 12/1996

**Information for weighting purposes**  
 As foundation for the weighting of your information in 19/20YY\* we ask for information how the revenue you made so far in 19WW\*\* is distributed among the following construction sector (estimate is sufficient)

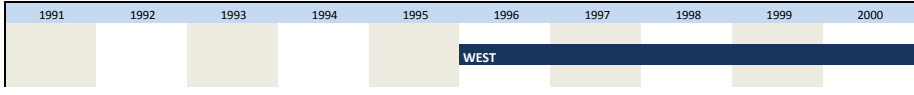
total residential construction \_\_\_\_\_ %

**Further information**

sales volume in %: residential construction  
 (for main construction trades)

\* "19YY" means next year  
**Example:**  
 If the question was posed in December 1998 ,  
 "19YY"="1999".

**Time span of variable**



\*\* "19WW" means this year  
**Example:**  
 If the question was posed in December 1998 ,  
 "19WW"="1998".



2001	2002	2003	2004	2005	2006	2007	2008	2009	2010
								WEST	
								EAST	
2011	2012	2013	2014	2015	2016	2017	2018	2019	2020
WEST									
EAST									

\*\*\* 12/1996 to 12/2000 record type 1

\*\*\*\*The data is inquired annually in December but appears in the datasets monthly since 06/2009. This data is taken from the previous December.

No.	Name	Label	Survey period	Survey frequency
3.4.84)	bau_salvol6	sales volume in %: buildings with 3 or more flats	West 12/1996 to 12/1999	annual survey, December

Wording of question

12/1996 to 12/1999	Further information																																								
<p><b>Information for weighting purposes</b></p> <p>As foundation for the weighting of your information in 19/20YY* we ask for information how the revenue you made so far in 19WW** is distributed among the following construction sector (estimate is sufficient)</p> <p>residential construction thereof buildings with 3 or more flats _____ %</p>	<p>sales volume in %: buildings with 3 or more flats</p> <p>* "19YY" means next year <b>Example:</b> If the question was posed in December 1998 , "19YY"="1999".</p> <p>** "19WW" means this year <b>Example:</b> If the question was posed in December 1998 , "19WW"="1998".</p> <p>*** 12/1996 to 12/2000 record type 1</p>																																								
Time span of variable																																									
<table border="1"> <tr> <td>1991</td><td>1992</td><td>1993</td><td>1994</td><td>1995</td><td>1996</td><td>1997</td><td>1998</td><td>1999</td><td>2000</td> </tr> <tr> <td></td><td></td><td></td><td></td><td></td><td>WEST</td><td></td><td></td><td></td><td></td> </tr> <tr> <td>2001</td><td>2002</td><td>2003</td><td>2004</td><td>2005</td><td>2006</td><td>2007</td><td>2008</td><td>2009</td><td>2010</td> </tr> <tr> <td>2011</td><td>2012</td><td>2013</td><td>2014</td><td>2015</td><td>2016</td><td>2017</td><td>2018</td><td>2019</td><td>2020</td> </tr> </table>	1991	1992	1993	1994	1995	1996	1997	1998	1999	2000						WEST					2001	2002	2003	2004	2005	2006	2007	2008	2009	2010	2011	2012	2013	2014	2015	2016	2017	2018	2019	2020	
1991	1992	1993	1994	1995	1996	1997	1998	1999	2000																																
					WEST																																				
2001	2002	2003	2004	2005	2006	2007	2008	2009	2010																																
2011	2012	2013	2014	2015	2016	2017	2018	2019	2020																																

No.	Name	Label	Survey period	Survey frequency
3.4.85)	bau_salvol7	number of workers	West 12/1996 to 12/2000	annual survey, December

Wording of question

12/1996 to 12/2000	Further information																																								
<p><b>Employees</b></p> <p>In year 19/20WW* the number of our workers was on average _____</p>	<p>number of workers</p> <p>* "19WW" means this year <b>Example:</b> If the question was posed in December 1998 , "19WW"="1998".</p>																																								
Time span of variable																																									
<table border="1"> <tr> <td>1991</td><td>1992</td><td>1993</td><td>1994</td><td>1995</td><td>1996</td><td>1997</td><td>1998</td><td>1999</td><td>2000</td> </tr> <tr> <td></td><td></td><td></td><td></td><td></td><td>WEST</td><td></td><td></td><td></td><td></td> </tr> <tr> <td>2001</td><td>2002</td><td>2003</td><td>2004</td><td>2005</td><td>2006</td><td>2007</td><td>2008</td><td>2009</td><td>2010</td> </tr> <tr> <td>2011</td><td>2012</td><td>2013</td><td>2014</td><td>2015</td><td>2016</td><td>2017</td><td>2018</td><td>2019</td><td>2020</td> </tr> </table>	1991	1992	1993	1994	1995	1996	1997	1998	1999	2000						WEST					2001	2002	2003	2004	2005	2006	2007	2008	2009	2010	2011	2012	2013	2014	2015	2016	2017	2018	2019	2020	
1991	1992	1993	1994	1995	1996	1997	1998	1999	2000																																
					WEST																																				
2001	2002	2003	2004	2005	2006	2007	2008	2009	2010																																
2011	2012	2013	2014	2015	2016	2017	2018	2019	2020																																

No.	Name	Label	Survey period	Survey frequency
3.4.86)	bau_salvol8	employees all together	West 12/1996 to 12/2000	annual survey, December

Wording of question

12/1996 to 12/2000  <b>Employees</b> In year 19/20WW* the average number of our employees all together was _____	<b>Further information</b>  Employees all together  * "19WW" means this year <b>Example:</b> If the question was posed in December 1998 , "19WW"="1998".																																																		
<b>Time span of variable</b>																																																			
<table border="1" style="width: 100%; text-align: center;"> <tr> <td>1991</td><td>1992</td><td>1993</td><td>1994</td><td>1995</td><td>1996</td><td>1997</td><td>1998</td><td>1999</td><td>2000</td> </tr> <tr> <td colspan="5"></td> <td colspan="5" style="background-color: #002060; color: white;">WEST</td> </tr> <tr> <td>2001</td><td>2002</td><td>2003</td><td>2004</td><td>2005</td><td>2006</td><td>2007</td><td>2008</td><td>2009</td><td>2010</td> </tr> <tr> <td colspan="10"> </td> </tr> <tr> <td>2011</td><td>2012</td><td>2013</td><td>2014</td><td>2015</td><td>2016</td><td>2017</td><td>2018</td><td>2019</td><td>2020</td> </tr> </table>	1991	1992	1993	1994	1995	1996	1997	1998	1999	2000						WEST					2001	2002	2003	2004	2005	2006	2007	2008	2009	2010											2011	2012	2013	2014	2015	2016	2017	2018	2019	2020	
1991	1992	1993	1994	1995	1996	1997	1998	1999	2000																																										
					WEST																																														
2001	2002	2003	2004	2005	2006	2007	2008	2009	2010																																										
2011	2012	2013	2014	2015	2016	2017	2018	2019	2020																																										

No.	Name	Label	Survey period	Survey frequency
3.4.87)	bau_sdbreach	special difficulties: breach of VOB-conditions	West 05/1991 to 09/1995 West since 04/1996 East since 09/2001	May, September April, September April, September
<b>Wording of question</b>				

since 05/1991  <b>Special difficulties</b> During the last 6 months the following problems bothered us:  Breach of VOB-conditions [1] <input style="width: 50px; height: 15px;" type="text"/>	<b>Further information</b>  Breach of VOB-conditions (for main construction trades)																																																																																																				
<b>Time span of variable</b>																																																																																																					
<table border="1" style="width: 100%; text-align: center;"> <tr> <td>1991</td><td>1992</td><td>1993</td><td>1994</td><td>1995</td><td>1996</td><td>1997</td><td>1998</td><td>1999</td><td>2000</td> </tr> <tr> <td colspan="10" style="background-color: #002060; color: white;">WEST</td> </tr> <tr> <td>2001</td><td>2002</td><td>2003</td><td>2004</td><td>2005</td><td>2006</td><td>2007</td><td>2008</td><td>2009</td><td>2010</td> </tr> <tr> <td colspan="10"> </td> </tr> <tr> <td colspan="10" style="background-color: #002060; color: white;">WEST</td> </tr> <tr> <td colspan="10" style="background-color: #0056b3; color: white;">EAST</td> </tr> <tr> <td>2011</td><td>2012</td><td>2013</td><td>2014</td><td>2015</td><td>2016</td><td>2017</td><td>2018</td><td>2019</td><td>2020</td> </tr> <tr> <td colspan="10"> </td> </tr> <tr> <td colspan="4" style="background-color: #002060; color: white;">WEST</td> <td colspan="6"></td> </tr> <tr> <td colspan="4" style="background-color: #0056b3; color: white;">EAST</td> <td colspan="6"></td> </tr> </table>	1991	1992	1993	1994	1995	1996	1997	1998	1999	2000	WEST										2001	2002	2003	2004	2005	2006	2007	2008	2009	2010											WEST										EAST										2011	2012	2013	2014	2015	2016	2017	2018	2019	2020											WEST										EAST										
1991	1992	1993	1994	1995	1996	1997	1998	1999	2000																																																																																												
WEST																																																																																																					
2001	2002	2003	2004	2005	2006	2007	2008	2009	2010																																																																																												
WEST																																																																																																					
EAST																																																																																																					
2011	2012	2013	2014	2015	2016	2017	2018	2019	2020																																																																																												
WEST																																																																																																					
EAST																																																																																																					

No.	Name	Label	Survey period	Survey frequency
3.4.88)	bau_sdcc	special difficulties: constraints to construction	West since 04/1996 East since 09/2001	April, September April, September
<b>Wording of question</b>				

since 04/1996  <b>Special difficulties</b> During the last 6 months the following problems bothered us:  Constraints to production caused by the contractee [1] <input style="width: 50px; height: 15px;" type="text"/>	<b>Further information</b>  Constraints to production (for main construction trades)																																																												
<b>Time span of variable</b>																																																													
<table border="1" style="width: 100%; text-align: center;"> <tr> <td>1991</td><td>1992</td><td>1993</td><td>1994</td><td>1995</td><td>1996</td><td>1997</td><td>1998</td><td>1999</td><td>2000</td> </tr> <tr> <td colspan="5"></td> <td colspan="5" style="background-color: #002060; color: white;">WEST</td> </tr> <tr> <td>2001</td><td>2002</td><td>2003</td><td>2004</td><td>2005</td><td>2006</td><td>2007</td><td>2008</td><td>2009</td><td>2010</td> </tr> <tr> <td colspan="10"> </td> </tr> <tr> <td colspan="10" style="background-color: #002060; color: white;">WEST</td> </tr> <tr> <td colspan="10" style="background-color: #0056b3; color: white;">EAST</td> </tr> </table>	1991	1992	1993	1994	1995	1996	1997	1998	1999	2000						WEST					2001	2002	2003	2004	2005	2006	2007	2008	2009	2010											WEST										EAST										
1991	1992	1993	1994	1995	1996	1997	1998	1999	2000																																																				
					WEST																																																								
2001	2002	2003	2004	2005	2006	2007	2008	2009	2010																																																				
WEST																																																													
EAST																																																													

2011	2012	2013	2014	2015	2016	2017	2018	2019	2020
WEST									
EAST									

No.	Name	Label	Survey period	Survey frequency
-----	------	-------	---------------	------------------

3.4.89)	<b>bau_sdc0</b>	special difficulties: cancelation of order	West 05/1991 to 09/1995 West since 04/1996 East since 09/2001	May, September April, September April, September
---------	-----------------	--	---	--

Wording of question

since 05/1991	Further information
<b>Special difficulties</b> During the last 6 months the following problems bothered us:  cancellation of orders [1]	Cancellation of orders (for main construction trades)

Time span of variable

1991	1992	1993	1994	1995	1996	1997	1998	1999	2000
WEST									
2001	2002	2003	2004	2005	2006	2007	2008	2009	2010
WEST									
EAST									
2011	2012	2013	2014	2015	2016	2017	2018	2019	2020
WEST									
EAST									

No.	Name	Label	Survey period	Survey frequency
-----	------	-------	---------------	------------------

3.4.90)	<b>bau_sdda</b>	special difficulties: delay of final acceptance	West since 04/1996 East since 09/2001	April, September April, September
---------	-----------------	---	--	--------------------------------------

Wording of question

since 04/1996	Further information
<b>Special difficulties</b> During the last 6 months the following problems bothered us:  delay of final acceptance caused by the contractee [1]	Delay of final acceptance (for main construction trades)

Time span of variable

1991	1992	1993	1994	1995	1996	1997	1998	1999	2000
					WEST				
2001	2002	2003	2004	2005	2006	2007	2008	2009	2010
WEST									
EAST									
2011	2012	2013	2014	2015	2016	2017	2018	2019	2020
WEST									
EAST									

No.	Name	Label	Survey period	Survey frequency
-----	------	-------	---------------	------------------

3.4.91)	<b>bau_sddp</b>	special difficulties: defaulting payment	West 05/1991 to 09/1995 West since 04/1996 East since 09/2001	May, September April, September April, September
---------	-----------------	--	---	--

Wording of question

since 05/1991	Further information
<b>Special difficulties</b> During the last 6 months the following problems bothered us:	Defaulting payment of contractees (for main construction trades)

defaulting payment of contractees [1]									
Time span of variable									
1991	1992	1993	1994	1995	1996	1997	1998	1999	2000
WEST									
2001	2002	2003	2004	2005	2006	2007	2008	2009	2010
WEST									
EAST									
2011	2012	2013	2014	2015	2016	2017	2018	2019	2020
WEST									
EAST									

No.	Name	Label	Survey period	Survey frequency
3.4.92)	bau_sdlap	special difficulties: labor piracy of manpower	West 05/1991 to 09/1995 West since 04/1996 East since 09/2001	May, September April, September April, September
Wording of question				

since 05/1991	Further information								
<b>Special difficulties</b> During the last 6 months the following problems bothered us:  labor piracy of manpower [1]	labor piracy of manpower (for main construction trades)								
Time span of variable									
1991	1992	1993	1994	1995	1996	1997	1998	1999	2000
WEST									
2001	2002	2003	2004	2005	2006	2007	2008	2009	2010
WEST									
EAST									
2011	2012	2013	2014	2015	2016	2017	2018	2019	2020
WEST									
EAST									

No.	Name	Label	Survey period	Survey frequency
3.4.93)	bau_sdlop	special difficulties: accept the bid by the lowest price	West since 04/1996 East since 09/2001	April, September April, September
Wording of question				

since 04/1996	Further information								
<b>Special difficulties</b> During the last 6 months the following problems bothered us:  Accept the bid by the lowest price and not the most profitable offer [1]	Accept the bid by the lowest price (for main construction trades)								
Time span of variable									
1991	1992	1993	1994	1995	1996	1997	1998	1999	2000
WEST									
2001	2002	2003	2004	2005	2006	2007	2008	2009	2010
WEST									
EAST									
2011	2012	2013	2014	2015	2016	2017	2018	2019	2020
WEST									

EAST					
------	--	--	--	--	--

No.	Name	Label	Survey period	Survey frequency
-----	------	-------	---------------	------------------

3.4.94)	<b>bau_sdnopro</b>	special difficulties: no severe problems	West 05/1991 to 09/1995 West since 04/1996 East since 09/2001	May, September April, September April, September
---------	--------------------	--	---	--

**Wording of question**

<p>since 05/1991</p> <p><b>Special difficulties</b> During the last 6 months the following problems bothered us:</p> <p>no severe problems [1] <input type="text"/></p>	<p><b>Further information</b></p> <p>No severe problems (for main construction trades)</p>																																																																																
<p><b>Time span of variable</b></p> <table border="1"> <tr> <td>1991</td><td>1992</td><td>1993</td><td>1994</td><td>1995</td><td>1996</td><td>1997</td><td>1998</td><td>1999</td><td>2000</td> </tr> <tr> <td colspan="10"><b>WEST</b></td> </tr> <tr> <td>2001</td><td>2002</td><td>2003</td><td>2004</td><td>2005</td><td>2006</td><td>2007</td><td>2008</td><td>2009</td><td>2010</td> </tr> <tr> <td colspan="10"><b>WEST</b></td> </tr> <tr> <td colspan="10"><b>EAST</b></td> </tr> <tr> <td>2011</td><td>2012</td><td>2013</td><td>2014</td><td>2015</td><td>2016</td><td>2017</td><td>2018</td><td>2019</td><td>2020</td> </tr> <tr> <td colspan="10"><b>WEST</b></td> </tr> <tr> <td colspan="10"><b>EAST</b></td> </tr> </table>		1991	1992	1993	1994	1995	1996	1997	1998	1999	2000	<b>WEST</b>										2001	2002	2003	2004	2005	2006	2007	2008	2009	2010	<b>WEST</b>										<b>EAST</b>										2011	2012	2013	2014	2015	2016	2017	2018	2019	2020	<b>WEST</b>										<b>EAST</b>									
1991	1992	1993	1994	1995	1996	1997	1998	1999	2000																																																																								
<b>WEST</b>																																																																																	
2001	2002	2003	2004	2005	2006	2007	2008	2009	2010																																																																								
<b>WEST</b>																																																																																	
<b>EAST</b>																																																																																	
2011	2012	2013	2014	2015	2016	2017	2018	2019	2020																																																																								
<b>WEST</b>																																																																																	
<b>EAST</b>																																																																																	

No.	Name	Label	Survey period	Survey frequency
-----	------	-------	---------------	------------------

3.4.95)	<b>bau_seskivly</b>	search for skilled workers vs. last year	East und West since 08/2013	annual survey, August
---------	---------------------	--	-----------------------------	-----------------------

**Wording of question**

<p>since 08/2013</p> <p>Compared to last year the search for skilled workers was</p> <p>more easy [1] <input type="text"/></p> <p>unchanged [2] <input type="text"/></p> <p>more difficult [3] <input type="text"/></p>	<p><b>Further information</b></p>																																																		
<p><b>Time span of variable</b></p> <table border="1"> <tr> <td>1991</td><td>1992</td><td>1993</td><td>1994</td><td>1995</td><td>1996</td><td>1997</td><td>1998</td><td>1999</td><td>2000</td> </tr> <tr> <td>2001</td><td>2002</td><td>2003</td><td>2004</td><td>2005</td><td>2006</td><td>2007</td><td>2008</td><td>2009</td><td>2010</td> </tr> <tr> <td>2011</td><td>2012</td><td>2013</td><td>2014</td><td>2015</td><td>2016</td><td>2017</td><td>2018</td><td>2019</td><td>2020</td> </tr> <tr> <td colspan="10"><b>WEST</b></td> </tr> <tr> <td colspan="10"><b>EAST</b></td> </tr> </table>		1991	1992	1993	1994	1995	1996	1997	1998	1999	2000	2001	2002	2003	2004	2005	2006	2007	2008	2009	2010	2011	2012	2013	2014	2015	2016	2017	2018	2019	2020	<b>WEST</b>										<b>EAST</b>									
1991	1992	1993	1994	1995	1996	1997	1998	1999	2000																																										
2001	2002	2003	2004	2005	2006	2007	2008	2009	2010																																										
2011	2012	2013	2014	2015	2016	2017	2018	2019	2020																																										
<b>WEST</b>																																																			
<b>EAST</b>																																																			

No.	Name	Label	Survey period	Survey frequency
-----	------	-------	---------------	------------------

3.4.96)	<b>bau_sper</b>	subcontractors: % of sales volume	West since 07/1991 East since 07/2001	annual survey, July annual survey, July
---------	-----------------	-----------------------------------	--	--

**Wording of question**

<p>since 07/1991</p> <p><b>Borrowed equipment / placing of equipment intensive works to subcontractors</b> 19/20XX* equipment intensive services of subcontractors account for circa _____ % of our sales volume</p>	<p><b>Further information</b></p> <p>Share of sales volume subcontractors (for main construction trades)</p>
--	--

										* "20XX" means last year <b>Example:</b> If the question was posed in July 2003 , "20XX"="2002".
<b>Time span of variable</b>										
1991	1992	1993	1994	1995	1996	1997	1998	1999	2000	
<b>WEST</b>										
2001	2002	2003	2004	2005	2006	2007	2008	2009	2010	
<b>WEST</b>										
<b>EAST</b>										
2011	2012	2013	2014	2015	2016	2017	2018	2019	2020	
<b>WEST</b>										
<b>EAST</b>										

No.	Name	Label	Survey period	Survey frequency
3.4.97)	<b>bau_sphadis</b>	sphere of action: % in same district	West since 02/1991 East since 02/2002	annual survey, February annual survey, February

**Wording of question**

since 02/1991  <b>Sphere of action of the company</b> (Only to be answered for the main branch) Circa _____% of our revenues in 19/20XX* were accounted for by construction sites in the same administrative district										<b>Further information</b>  Revenue in the same administrative district (for main construction trades)  * "20XX" means last year <b>Example:</b> If the question was posed in February 2003 , "20XX"="2002".
<b>Time span of variable</b>										
1991	1992	1993	1994	1995	1996	1997	1998	1999	2000	
<b>WEST</b>										
2001	2002	2003	2004	2005	2006	2007	2008	2009	2010	
<b>WEST</b>										
<b>EAST</b>										
2011	2012	2013	2014	2015	2016	2017	2018	2019	2020	
<b>WEST</b>										
<b>EAST</b>										

No.	Name	Label	Survey period	Survey frequency
3.4.98)	<b>bau_sphafc</b>	sphere of action: % in foreign country	West since 02/1991 East since 02/2002	annual survey, February annual survey, February

**Wording of question**

since 02/1991  <b>Sphere of action of the company</b> (Only to be answered for the main branch) Circa _____% of our revenues in 19/20XX* were accounted for by construction sites in foreign countries										<b>Further information</b>  Revenue in foreign countries (for main construction trades)  * "20XX" means last year <b>Example:</b> If the question was posed in February 2003 , "20XX"="2002".
<b>Time span of variable</b>										
1991	1992	1993	1994	1995	1996	1997	1998	1999	2000	
<b>WEST</b>										
2001	2002	2003	2004	2005	2006	2007	2008	2009	2010	
<b>WEST</b>										
<b>EAST</b>										
2011	2012	2013	2014	2015	2016	2017	2018	2019	2020	
<b>WEST</b>										
<b>EAST</b>										

No.	Name	Label	Survey period	Survey frequency
3.4.99)	bau_sphaofs	sphere of action: % in other federal state	West since 02/1991 East since 02/2002	annual survey, February annual survey, February

Wording of question

<p>since 02/1991</p> <p><b>Sphere of action of the company</b> (Only to be answered for the main branch) Circa _____% of our revenues in 19/20XX* were accounted for by construction sites in other federal states</p>	<p>Further information</p> <p>Revenue in other federal states (for main construction trades)</p> <p>* "20XX" means last year <b>Example:</b> If the question was posed in February 2003 , "20XX"="2002".</p>																																																																																																				
<p>Time span of variable</p> <table border="1"> <thead> <tr> <th>1991</th><th>1992</th><th>1993</th><th>1994</th><th>1995</th><th>1996</th><th>1997</th><th>1998</th><th>1999</th><th>2000</th> </tr> </thead> <tbody> <tr><td>WEST</td><td></td><td></td><td></td><td></td><td></td><td></td><td></td><td></td><td></td></tr> <tr><td></td><td></td><td></td><td></td><td></td><td></td><td></td><td></td><td></td><td></td></tr> <tr><th>2001</th><th>2002</th><th>2003</th><th>2004</th><th>2005</th><th>2006</th><th>2007</th><th>2008</th><th>2009</th><th>2010</th></tr> <tr><td>WEST</td><td></td><td></td><td></td><td></td><td></td><td></td><td></td><td></td><td></td></tr> <tr><td></td><td>EAST</td><td></td><td></td><td></td><td></td><td></td><td></td><td></td><td></td></tr> <tr><td></td><td></td><td></td><td></td><td></td><td></td><td></td><td></td><td></td><td></td></tr> <tr><th>2011</th><th>2012</th><th>2013</th><th>2014</th><th>2015</th><th>2016</th><th>2017</th><th>2018</th><th>2019</th><th>2020</th></tr> <tr><td>WEST</td><td></td><td></td><td></td><td></td><td></td><td></td><td></td><td></td><td></td></tr> <tr><td>EAST</td><td></td><td></td><td></td><td></td><td></td><td></td><td></td><td></td><td></td></tr> </tbody> </table>	1991	1992	1993	1994	1995	1996	1997	1998	1999	2000	WEST																				2001	2002	2003	2004	2005	2006	2007	2008	2009	2010	WEST											EAST																			2011	2012	2013	2014	2015	2016	2017	2018	2019	2020	WEST										EAST										
1991	1992	1993	1994	1995	1996	1997	1998	1999	2000																																																																																												
WEST																																																																																																					
2001	2002	2003	2004	2005	2006	2007	2008	2009	2010																																																																																												
WEST																																																																																																					
	EAST																																																																																																				
2011	2012	2013	2014	2015	2016	2017	2018	2019	2020																																																																																												
WEST																																																																																																					
EAST																																																																																																					

No.	Name	Label	Survey period	Survey frequency
3.4.100)	bau_sphasfs	sphere of action: % in same federal state	West since 02/1991 East since 02/2002	annual survey, February annual survey, February

Wording of question

<p>since 02/1991</p> <p><b>Sphere of action of the company</b> (Only to be answered for the main branch) Circa _____% of our revenues in 19/20XX* were accounted for by construction sites in other districts but in the same federal state</p>	<p>Further information</p> <p>Revenue in the same federal state (for main construction trades)</p> <p>* "20XX" means last year <b>Example:</b> If the question was posed in February 2003 , "20XX"="2002".</p>																																																																																																				
<p>Time span of variable</p> <table border="1"> <thead> <tr> <th>1991</th><th>1992</th><th>1993</th><th>1994</th><th>1995</th><th>1996</th><th>1997</th><th>1998</th><th>1999</th><th>2000</th> </tr> </thead> <tbody> <tr><td>WEST</td><td></td><td></td><td></td><td></td><td></td><td></td><td></td><td></td><td></td></tr> <tr><td></td><td></td><td></td><td></td><td></td><td></td><td></td><td></td><td></td><td></td></tr> <tr><th>2001</th><th>2002</th><th>2003</th><th>2004</th><th>2005</th><th>2006</th><th>2007</th><th>2008</th><th>2009</th><th>2010</th></tr> <tr><td>WEST</td><td></td><td></td><td></td><td></td><td></td><td></td><td></td><td></td><td></td></tr> <tr><td></td><td>EAST</td><td></td><td></td><td></td><td></td><td></td><td></td><td></td><td></td></tr> <tr><td></td><td></td><td></td><td></td><td></td><td></td><td></td><td></td><td></td><td></td></tr> <tr><th>2011</th><th>2012</th><th>2013</th><th>2014</th><th>2015</th><th>2016</th><th>2017</th><th>2018</th><th>2019</th><th>2020</th></tr> <tr><td>WEST</td><td></td><td></td><td></td><td></td><td></td><td></td><td></td><td></td><td></td></tr> <tr><td>EAST</td><td></td><td></td><td></td><td></td><td></td><td></td><td></td><td></td><td></td></tr> </tbody> </table>	1991	1992	1993	1994	1995	1996	1997	1998	1999	2000	WEST																				2001	2002	2003	2004	2005	2006	2007	2008	2009	2010	WEST											EAST																			2011	2012	2013	2014	2015	2016	2017	2018	2019	2020	WEST										EAST										
1991	1992	1993	1994	1995	1996	1997	1998	1999	2000																																																																																												
WEST																																																																																																					
2001	2002	2003	2004	2005	2006	2007	2008	2009	2010																																																																																												
WEST																																																																																																					
	EAST																																																																																																				
2011	2012	2013	2014	2015	2016	2017	2018	2019	2020																																																																																												
WEST																																																																																																					
EAST																																																																																																					

No.	Name	Label	Survey period	Survey frequency
3.4.101)	bau_statill	status of employee's illness in %	West since 01/1991 East since 01/1991	monthly monthly

<p>since 01/1991</p> <p>Currently of our employees are sick: _____%</p>	<p>Further information</p> <p>Illness absence rate</p> <p><b>Note.:</b> Values in the Stata-files have to be divided by 10 to get the correct percentage format (with decimal place). eg.: for the value of 85 in the dataset applies: 8,5%</p>																				
<p>Time span of variable</p> <table border="1"> <thead> <tr> <th>1991</th><th>1992</th><th>1993</th><th>1994</th><th>1995</th><th>1996</th><th>1997</th><th>1998</th><th>1999</th><th>2000</th> </tr> </thead> <tbody> <tr><td>WEST</td><td></td><td></td><td></td><td></td><td></td><td></td><td></td><td></td><td></td></tr> </tbody> </table>	1991	1992	1993	1994	1995	1996	1997	1998	1999	2000	WEST										
1991	1992	1993	1994	1995	1996	1997	1998	1999	2000												
WEST																					

EAST									
2001	2002	2003	2004	2005	2006	2007	2008	2009	2010
WEST									
EAST									
2011	2012	2013	2014	2015	2016	2017	2018	2019	2020
WEST									
EAST									

No.	Name	Label	Survey period	Survey frequency
3.4.102)	bau_subannsal	subcontractor: % of annual sales	West since 02/1991 East since 02/2002	annual survey, February annual survey, February

Wording of question

<p>since 02/1991</p> <p><b>Services of subcontractors</b></p> <p>Of our annual sales in 19/20XX* about* _____ % are accounted for by subcontractors</p>	<p><b>Further information</b></p> <p>Sales of subcontractors in percentage to the own annual sales (for main construction trades)</p> <p>* "20XX" means last year</p> <p><b>Example:</b> If the question was posed in February 2003, "20XX"="2002".</p> <p>** since 02/2002 "circa" instead of "about"</p>																																			
<p>Time span of variable</p> <table border="1"> <tr><td>1991</td><td>1992</td><td>1993</td><td>1994</td><td>1995</td><td>1996</td><td>1997</td><td>1998</td><td>1999</td><td>2000</td></tr> <tr><td>WEST</td></tr> <tr><td>2001</td><td>2002</td><td>2003</td><td>2004</td><td>2005</td><td>2006</td><td>2007</td><td>2008</td><td>2009</td><td>2010</td></tr> <tr><td>WEST</td></tr> <tr><td>EAST</td></tr> <tr><td>2011</td><td>2012</td><td>2013</td><td>2014</td><td>2015</td><td>2016</td><td>2017</td><td>2018</td><td>2019</td><td>2020</td></tr> <tr><td>WEST</td></tr> <tr><td>EAST</td></tr> </table>	1991	1992	1993	1994	1995	1996	1997	1998	1999	2000	WEST	2001	2002	2003	2004	2005	2006	2007	2008	2009	2010	WEST	EAST	2011	2012	2013	2014	2015	2016	2017	2018	2019	2020	WEST	EAST	
1991	1992	1993	1994	1995	1996	1997	1998	1999	2000																											
WEST																																				
2001	2002	2003	2004	2005	2006	2007	2008	2009	2010																											
WEST																																				
EAST																																				
2011	2012	2013	2014	2015	2016	2017	2018	2019	2020																											
WEST																																				
EAST																																				

No.	Name	Label	Survey period	Survey frequency
3.4.103)	bau_subdiv	subcontractor: % for other companies	West since 02/1991 East since 02/2002	annual survey, February annual survey, February

Wording of question

<p>since 02/1991</p> <p><b>Services of subcontractors</b></p> <p>Of the subcontractors' services in year 19/20XX* _____ % are accounted for by other companies</p>	<p><b>Further information</b></p> <p>Services of subcontractors of other companies (for main construction trades)</p> <p>* "20XX" means last year</p> <p><b>Example:</b> If the question was posed in February 2003, "20XX"="2002".</p>																																			
<p>Time span of variable</p> <table border="1"> <tr><td>1991</td><td>1992</td><td>1993</td><td>1994</td><td>1995</td><td>1996</td><td>1997</td><td>1998</td><td>1999</td><td>2000</td></tr> <tr><td>WEST</td></tr> <tr><td>2001</td><td>2002</td><td>2003</td><td>2004</td><td>2005</td><td>2006</td><td>2007</td><td>2008</td><td>2009</td><td>2010</td></tr> <tr><td>WEST</td></tr> <tr><td>EAST</td></tr> <tr><td>2011</td><td>2012</td><td>2013</td><td>2014</td><td>2015</td><td>2016</td><td>2017</td><td>2018</td><td>2019</td><td>2020</td></tr> <tr><td>WEST</td></tr> <tr><td>EAST</td></tr> </table>	1991	1992	1993	1994	1995	1996	1997	1998	1999	2000	WEST	2001	2002	2003	2004	2005	2006	2007	2008	2009	2010	WEST	EAST	2011	2012	2013	2014	2015	2016	2017	2018	2019	2020	WEST	EAST	
1991	1992	1993	1994	1995	1996	1997	1998	1999	2000																											
WEST																																				
2001	2002	2003	2004	2005	2006	2007	2008	2009	2010																											
WEST																																				
EAST																																				
2011	2012	2013	2014	2015	2016	2017	2018	2019	2020																											
WEST																																				
EAST																																				

No.	Name	Label	Survey period	Survey frequency
3.4.104)	bau_subfor	% for foreign subcontractors	West since 02/1996 East since 02/2002	annual survey, February annual survey, February

Wording of question

<p>since 02/1991</p>	<p><b>Further information</b></p>
----------------------	-----------------------------------



<b>Services of subcontractors</b> Services of subcontractors in total: 100%. thereof: services of foreign subcontractors circa _____%	Services of foreign subcontractors (for main construction trades)  * "20XX" means last year <b>Example:</b> If the question was posed in February 2003 , "20XX"="2002".																																																																																
<b>Time span of variable</b>																																																																																	
<table border="1"> <tr><td>1991</td><td>1992</td><td>1993</td><td>1994</td><td>1995</td><td>1996</td><td>1997</td><td>1998</td><td>1999</td><td>2000</td></tr> <tr><td colspan="10" style="background-color: #002060; color: white;">WEST</td></tr> <tr><td>2001</td><td>2002</td><td>2003</td><td>2004</td><td>2005</td><td>2006</td><td>2007</td><td>2008</td><td>2009</td><td>2010</td></tr> <tr><td colspan="10" style="background-color: #002060; color: white;">WEST</td></tr> <tr><td colspan="2" style="background-color: #002060; color: white;">EAST</td><td></td><td></td><td></td><td></td><td></td><td></td><td></td><td></td></tr> <tr><td>2011</td><td>2012</td><td>2013</td><td>2014</td><td>2015</td><td>2016</td><td>2017</td><td>2018</td><td>2019</td><td>2020</td></tr> <tr><td colspan="3" style="background-color: #002060; color: white;">WEST</td><td></td><td></td><td></td><td></td><td></td><td></td><td></td></tr> <tr><td colspan="3" style="background-color: #002060; color: white;">EAST</td><td></td><td></td><td></td><td></td><td></td><td></td><td></td></tr> </table>	1991	1992	1993	1994	1995	1996	1997	1998	1999	2000	WEST										2001	2002	2003	2004	2005	2006	2007	2008	2009	2010	WEST										EAST										2011	2012	2013	2014	2015	2016	2017	2018	2019	2020	WEST										EAST										
1991	1992	1993	1994	1995	1996	1997	1998	1999	2000																																																																								
WEST																																																																																	
2001	2002	2003	2004	2005	2006	2007	2008	2009	2010																																																																								
WEST																																																																																	
EAST																																																																																	
2011	2012	2013	2014	2015	2016	2017	2018	2019	2020																																																																								
WEST																																																																																	
EAST																																																																																	

No.	Name	Label	Survey period	Survey frequency
3.4.105)	<b>bau_subfowo</b>	subcontractor: % for formwork	West since 02/1991 East since 02/2002	annual survey, February annual survey, February

**Wording of question**

since 02/1991  <b>Services of subcontractors</b> Of the subcontractors' services in year 19/20XX* _____% are accounted for by formwork/ scaffolding	<b>Further information</b>  Services of subcontractors of formwork/ scaffolding (for main construction trades)  * "20XX" means last year <b>Example:</b> If the question was posed in February 2003 , "20XX"="2002".																																																																																
<b>Time span of variable</b>																																																																																	
<table border="1"> <tr><td>1991</td><td>1992</td><td>1993</td><td>1994</td><td>1995</td><td>1996</td><td>1997</td><td>1998</td><td>1999</td><td>2000</td></tr> <tr><td colspan="10" style="background-color: #002060; color: white;">WEST</td></tr> <tr><td>2001</td><td>2002</td><td>2003</td><td>2004</td><td>2005</td><td>2006</td><td>2007</td><td>2008</td><td>2009</td><td>2010</td></tr> <tr><td colspan="10" style="background-color: #002060; color: white;">WEST</td></tr> <tr><td colspan="2" style="background-color: #002060; color: white;">EAST</td><td></td><td></td><td></td><td></td><td></td><td></td><td></td><td></td></tr> <tr><td>2011</td><td>2012</td><td>2013</td><td>2014</td><td>2015</td><td>2016</td><td>2017</td><td>2018</td><td>2019</td><td>2020</td></tr> <tr><td colspan="3" style="background-color: #002060; color: white;">WEST</td><td></td><td></td><td></td><td></td><td></td><td></td><td></td></tr> <tr><td colspan="3" style="background-color: #002060; color: white;">EAST</td><td></td><td></td><td></td><td></td><td></td><td></td><td></td></tr> </table>	1991	1992	1993	1994	1995	1996	1997	1998	1999	2000	WEST										2001	2002	2003	2004	2005	2006	2007	2008	2009	2010	WEST										EAST										2011	2012	2013	2014	2015	2016	2017	2018	2019	2020	WEST										EAST										
1991	1992	1993	1994	1995	1996	1997	1998	1999	2000																																																																								
WEST																																																																																	
2001	2002	2003	2004	2005	2006	2007	2008	2009	2010																																																																								
WEST																																																																																	
EAST																																																																																	
2011	2012	2013	2014	2015	2016	2017	2018	2019	2020																																																																								
WEST																																																																																	
EAST																																																																																	

No.	Name	Label	Survey period	Survey frequency
3.4.106)	<b>bau_submain</b>	subcontractor: % for main contract work	West since 02/1991 East since 02/2002	annual survey, February annual survey, February

**Wording of question**

since 02/1991  <b>Services of subcontractors</b> Of the subcontractors' services in year 19/20XX* _____% are accounted for by firms of main construction trades	<b>Further information</b>  Services of subcontractors of main construction trades (for main construction trades)  * "20XX" means last year <b>Example:</b> If the question was posed in February 2003 , "20XX"="2002".																																																																						
<b>Time span of variable</b>																																																																							
<table border="1"> <tr><td>1991</td><td>1992</td><td>1993</td><td>1994</td><td>1995</td><td>1996</td><td>1997</td><td>1998</td><td>1999</td><td>2000</td></tr> <tr><td colspan="10" style="background-color: #002060; color: white;">WEST</td></tr> <tr><td>2001</td><td>2002</td><td>2003</td><td>2004</td><td>2005</td><td>2006</td><td>2007</td><td>2008</td><td>2009</td><td>2010</td></tr> <tr><td colspan="10" style="background-color: #002060; color: white;">WEST</td></tr> <tr><td colspan="2" style="background-color: #002060; color: white;">EAST</td><td></td><td></td><td></td><td></td><td></td><td></td><td></td><td></td></tr> <tr><td>2011</td><td>2012</td><td>2013</td><td>2014</td><td>2015</td><td>2016</td><td>2017</td><td>2018</td><td>2019</td><td>2020</td></tr> <tr><td colspan="3" style="background-color: #002060; color: white;">WEST</td><td></td><td></td><td></td><td></td><td></td><td></td><td></td></tr> </table>	1991	1992	1993	1994	1995	1996	1997	1998	1999	2000	WEST										2001	2002	2003	2004	2005	2006	2007	2008	2009	2010	WEST										EAST										2011	2012	2013	2014	2015	2016	2017	2018	2019	2020	WEST										
1991	1992	1993	1994	1995	1996	1997	1998	1999	2000																																																														
WEST																																																																							
2001	2002	2003	2004	2005	2006	2007	2008	2009	2010																																																														
WEST																																																																							
EAST																																																																							
2011	2012	2013	2014	2015	2016	2017	2018	2019	2020																																																														
WEST																																																																							

EAST					
------	--	--	--	--	--

No.	Name	Label	Survey period	Survey frequency
-----	------	-------	---------------	------------------

3.4.107)	<b>bau_subreba</b>	subcontractor: % for reinforcing bars	West since 02/1991 East since 02/2002	annual survey, February annual survey, February
----------	--------------------	---------------------------------------	--	--

**Wording of question**

<p>since 02/1991</p> <p><b>Services of subcontractors</b></p> <p>Of the subcontractors' services in year 19/20XX* _____% are accounted for by bending and laying of reinforcing steel</p>	<p><b>Further information</b></p> <p>Services of subcontractors of bending and laying of reinforcing steel (for main construction trades)</p> <p>* "20XX" means last year</p> <p><b>Example:</b></p> <p>If the question was posed in February 2003, "20XX"="2002".</p>																																																																																
<p><b>Time span of variable</b></p> <table border="1"> <tr> <td>1991</td><td>1992</td><td>1993</td><td>1994</td><td>1995</td><td>1996</td><td>1997</td><td>1998</td><td>1999</td><td>2000</td> </tr> <tr> <td colspan="10">WEST</td> </tr> <tr> <td>2001</td><td>2002</td><td>2003</td><td>2004</td><td>2005</td><td>2006</td><td>2007</td><td>2008</td><td>2009</td><td>2010</td> </tr> <tr> <td colspan="10">WEST</td> </tr> <tr> <td></td><td>EAST</td><td></td><td></td><td></td><td></td><td></td><td></td><td></td><td></td> </tr> <tr> <td>2011</td><td>2012</td><td>2013</td><td>2014</td><td>2015</td><td>2016</td><td>2017</td><td>2018</td><td>2019</td><td>2020</td> </tr> <tr> <td colspan="10">WEST</td> </tr> <tr> <td colspan="10">EAST</td> </tr> </table>	1991	1992	1993	1994	1995	1996	1997	1998	1999	2000	WEST										2001	2002	2003	2004	2005	2006	2007	2008	2009	2010	WEST											EAST									2011	2012	2013	2014	2015	2016	2017	2018	2019	2020	WEST										EAST										
1991	1992	1993	1994	1995	1996	1997	1998	1999	2000																																																																								
WEST																																																																																	
2001	2002	2003	2004	2005	2006	2007	2008	2009	2010																																																																								
WEST																																																																																	
	EAST																																																																																
2011	2012	2013	2014	2015	2016	2017	2018	2019	2020																																																																								
WEST																																																																																	
EAST																																																																																	

No.	Name	Label	Survey period	Survey frequency
-----	------	-------	---------------	------------------

3.4.108)	<b>bau_subtrans</b>	subcontractor: % for transport company	West since 02/1991 East since 02/2002	annual survey, February annual survey, February
----------	---------------------	--	--	--

**Wording of question**

<p>since 02/1991</p> <p><b>Services of subcontractors</b></p> <p>Of the subcontractors' services in year 19/20XX* _____% are accounted for by transport companies</p>	<p><b>Further information</b></p> <p>Services of subcontractors of transport companies (for main construction trades)</p> <p>* "20XX" means last year</p> <p><b>Example:</b></p> <p>If the question was posed in February 2003, "20XX"="2002".</p>																																																																																
<p><b>Time span of variable</b></p> <table border="1"> <tr> <td>1991</td><td>1992</td><td>1993</td><td>1994</td><td>1995</td><td>1996</td><td>1997</td><td>1998</td><td>1999</td><td>2000</td> </tr> <tr> <td colspan="10">WEST</td> </tr> <tr> <td>2001</td><td>2002</td><td>2003</td><td>2004</td><td>2005</td><td>2006</td><td>2007</td><td>2008</td><td>2009</td><td>2010</td> </tr> <tr> <td colspan="10">WEST</td> </tr> <tr> <td></td><td>EAST</td><td></td><td></td><td></td><td></td><td></td><td></td><td></td><td></td> </tr> <tr> <td>2011</td><td>2012</td><td>2013</td><td>2014</td><td>2015</td><td>2016</td><td>2017</td><td>2018</td><td>2019</td><td>2020</td> </tr> <tr> <td colspan="10">WEST</td> </tr> <tr> <td colspan="10">EAST</td> </tr> </table>	1991	1992	1993	1994	1995	1996	1997	1998	1999	2000	WEST										2001	2002	2003	2004	2005	2006	2007	2008	2009	2010	WEST											EAST									2011	2012	2013	2014	2015	2016	2017	2018	2019	2020	WEST										EAST										
1991	1992	1993	1994	1995	1996	1997	1998	1999	2000																																																																								
WEST																																																																																	
2001	2002	2003	2004	2005	2006	2007	2008	2009	2010																																																																								
WEST																																																																																	
	EAST																																																																																
2011	2012	2013	2014	2015	2016	2017	2018	2019	2020																																																																								
WEST																																																																																	
EAST																																																																																	

No.	Name	Label	Survey period	Survey frequency
-----	------	-------	---------------	------------------

3.4.109)	<b>bau_subupgr</b>	subcontractor: % for upgrading work	West since 02/1991 East since 02/2002	annual survey, February annual survey, February
----------	--------------------	-------------------------------------	--	--

**Wording of question**

<p>since 02/1991</p> <p><b>Services of subcontractors</b></p> <p>Of the subcontractors' services in year 19/20XX* _____% are accounted for by firms of upgrading work</p>	<p><b>Further information</b></p> <p>Services of subcontractors of upgrading work (for main construction trades)</p> <p>* "20XX" means last year</p> <p><b>Example:</b></p> <p>If the question was posed in February 2003, "20XX"="2002".</p>
<p><b>Time span of variable</b></p>	

1991	1992	1993	1994	1995	1996	1997	1998	1999	2000
WEST									
2001	2002	2003	2004	2005	2006	2007	2008	2009	2010
WEST									
EAST									
2011	2012	2013	2014	2015	2016	2017	2018	2019	2020
WEST									
EAST									

No.	Name	Label	Survey period	Survey frequency
3.4.110)	bau_swill	subcontractors: willingness	West since 07/1996 East since 07/2001	annual survey, July annual survey, July

Wording of question

<p>since 07/1996</p> <p><b>Borrowed equipment / placing of equipment intensive works to subcontractors</b> During the last years the willingness to place special works to subcontractors has</p> <p>increased [1]      <input type="checkbox"/></p> <p>not changed [2]      <input type="checkbox"/></p> <p>decreased [3]      <input type="checkbox"/></p>	<p>Further information</p> <p>Placing of special works to subcontractors (for main construction trades)</p>
--	---

Time span of variable

1991	1992	1993	1994	1995	1996	1997	1998	1999	2000
WEST									
2001	2002	2003	2004	2005	2006	2007	2008	2009	2010
WEST									
EAST									
2011	2012	2013	2014	2015	2016	2017	2018	2019	2020
WEST									
EAST									

No.	Name	Label	Survey period	Survey frequency
3.4.111)	bau_swill1	subcontractors: willingness	West 07/1991 to 07/1995	annual survey, July

Wording of question

<p>07/1991 to 07/1995</p> <p><b>Borrowed equipment / placing of equipment intensive works to subcontractors</b> During the last years the willingness to place special works to subcontractors has</p> <p>increased [1]      <input type="checkbox"/></p> <p>not changed [2]      <input type="checkbox"/></p> <p>decreased [3]      <input type="checkbox"/></p>	<p>Further information</p> <p>Placing special works to subcontractors</p>
---	---

Time span of variable

1991	1992	1993	1994	1995	1996	1997	1998	1999	2000
WEST									
2001	2002	2003	2004	2005	2006	2007	2008	2009	2010
2011	2012	2013	2014	2015	2016	2017	2018	2019	2020

No.	Name	Label	Survey period	Survey frequency
3.4.112)	<b>bau_undcons</b>	% of undocumented constructions	West since 02/1991 East since 02/2002	annual survey, February annual survey, February

**Wording of question**

<p>since 02/1991</p> <p><b>Constructions not yet captured statistically</b> The value of work completed but not yet documented as revenue (for the reporting in the building industry) was 31.12.19/20XX circa _____% of our total annual production.</p>	<p><b>Further information</b></p> <p>Undocumented constructions (for main construction trades)</p> <p>* "20XX" means last year <b>Example:</b> If the question was posed in February 2003 , "20XX"="2002".</p>																																																																																
<p><b>Time span of variable</b></p> <table border="1" style="width: 100%; text-align: center;"> <tr> <td>1991</td><td>1992</td><td>1993</td><td>1994</td><td>1995</td><td>1996</td><td>1997</td><td>1998</td><td>1999</td><td>2000</td> </tr> <tr> <td colspan="10"><b>WEST</b></td> </tr> <tr> <td>2001</td><td>2002</td><td>2003</td><td>2004</td><td>2005</td><td>2006</td><td>2007</td><td>2008</td><td>2009</td><td>2010</td> </tr> <tr> <td colspan="10"><b>WEST</b></td> </tr> <tr> <td></td><td><b>EAST</b></td><td></td><td></td><td></td><td></td><td></td><td></td><td></td><td></td> </tr> <tr> <td>2011</td><td>2012</td><td>2013</td><td>2014</td><td>2015</td><td>2016</td><td>2017</td><td>2018</td><td>2019</td><td>2020</td> </tr> <tr> <td colspan="3"><b>WEST</b></td><td colspan="7"></td> </tr> <tr> <td colspan="3"><b>EAST</b></td><td colspan="7"></td> </tr> </table>		1991	1992	1993	1994	1995	1996	1997	1998	1999	2000	<b>WEST</b>										2001	2002	2003	2004	2005	2006	2007	2008	2009	2010	<b>WEST</b>											<b>EAST</b>									2011	2012	2013	2014	2015	2016	2017	2018	2019	2020	<b>WEST</b>										<b>EAST</b>									
1991	1992	1993	1994	1995	1996	1997	1998	1999	2000																																																																								
<b>WEST</b>																																																																																	
2001	2002	2003	2004	2005	2006	2007	2008	2009	2010																																																																								
<b>WEST</b>																																																																																	
	<b>EAST</b>																																																																																
2011	2012	2013	2014	2015	2016	2017	2018	2019	2020																																																																								
<b>WEST</b>																																																																																	
<b>EAST</b>																																																																																	

No.	Name	Label	Survey period	Survey frequency
3.4.113)	<b>bau_vaclhy</b>	vacancies during last 6 months	East und West since 08/2013	annual survey, August

**Wording of question**

<p>since 08/2013</p> <p>During the last 6 months we had vacancies</p> <p>yes [1] <input type="text"/> no [2] <input type="text"/></p>	<p><b>Further information</b></p>																																																		
<p><b>Time span of variable</b></p> <table border="1" style="width: 100%; text-align: center;"> <tr> <td>1991</td><td>1992</td><td>1993</td><td>1994</td><td>1995</td><td>1996</td><td>1997</td><td>1998</td><td>1999</td><td>2000</td> </tr> <tr> <td>2001</td><td>2002</td><td>2003</td><td>2004</td><td>2005</td><td>2006</td><td>2007</td><td>2008</td><td>2009</td><td>2010</td> </tr> <tr> <td>2011</td><td>2012</td><td>2013</td><td>2014</td><td>2015</td><td>2016</td><td>2017</td><td>2018</td><td>2019</td><td>2020</td> </tr> <tr> <td></td><td></td><td><b>WEST</b></td><td></td><td></td><td></td><td></td><td></td><td></td><td></td> </tr> <tr> <td></td><td></td><td><b>EAST</b></td><td></td><td></td><td></td><td></td><td></td><td></td><td></td> </tr> </table>		1991	1992	1993	1994	1995	1996	1997	1998	1999	2000	2001	2002	2003	2004	2005	2006	2007	2008	2009	2010	2011	2012	2013	2014	2015	2016	2017	2018	2019	2020			<b>WEST</b>										<b>EAST</b>							
1991	1992	1993	1994	1995	1996	1997	1998	1999	2000																																										
2001	2002	2003	2004	2005	2006	2007	2008	2009	2010																																										
2011	2012	2013	2014	2015	2016	2017	2018	2019	2020																																										
		<b>WEST</b>																																																	
		<b>EAST</b>																																																	

No.	Name	Label	Survey period	Survey frequency
3.4.114)	<b>bau_vaclhy_ce</b>	vacancies during last 6 months: construction engineer	East und West since 08/2013	annual survey, August

**Wording of question**

<p>since 08/2013</p> <p>During the last 6 months we had vacancies</p> <p><b>If yes:</b></p> <p>We were looking for skilled workers in the following fields:</p> <p>construction engineer [1] <input type="text"/></p>	<p><b>Further information</b></p>
---	-----------------------------------

Time span of variable

1991	1992	1993	1994	1995	1996	1997	1998	1999	2000
2001	2002	2003	2004	2005	2006	2007	2008	2009	2010
2011	2012	2013	2014	2015	2016	2017	2018	2019	2020

WEST  
EAST

No.	Name	Label	Survey period	Survey frequency
-----	------	-------	---------------	------------------

3.4.115)	<b>bau_vaclhy_cp</b>	vacancies during last 6 months: commercial professions	East und West since 08/2013	annual survey, August
----------	----------------------	---	-----------------------------	-----------------------

Wording of question

<p>since 08/2013</p> <p>During the last 6 months we had vacancies</p> <p><b>If yes:</b></p> <p>We were looking for skilled workers in the following fields:</p> <p>commercial professions [1] <input type="text"/></p>	Further information
--	---------------------

Time span of variable

1991	1992	1993	1994	1995	1996	1997	1998	1999	2000
2001	2002	2003	2004	2005	2006	2007	2008	2009	2010
2011	2012	2013	2014	2015	2016	2017	2018	2019	2020

WEST  
EAST

No.	Name	Label	Survey period	Survey frequency
-----	------	-------	---------------	------------------

3.4.116)	<b>bau_vaclhy_mc</b>	vacancies during last 6 months: managerial staff (commerce)	East und West since 08/2013	annual survey, August
----------	----------------------	--	-----------------------------	-----------------------

Wording of question

<p>since 08/2013</p> <p>During the last 6 months we had vacancies</p> <p><b>If yes:</b></p> <p>We were looking for skilled workers in the following fields:</p> <p>commercial managerial staff [1] <input type="text"/></p>	Further information
---	---------------------

Time span of variable

1991	1992	1993	1994	1995	1996	1997	1998	1999	2000
2001	2002	2003	2004	2005	2006	2007	2008	2009	2010
2011	2012	2013	2014	2015	2016	2017	2018	2019	2020

	WEST				
	EAST				

No.	Name	Label	Survey period	Survey frequency
3.4.117)	bau_vaclhy_so	vacancies during last 6 months: sales occupation	East und West since 08/2013	annual survey, August

Wording of question

<p>since 08/2013</p> <p>During the last 6 months we had vacancies</p> <p>If yes:</p> <p>We were looking for skilled workers in the following fields:</p> <p>sales occupation [1] <input type="text"/></p>	<p>Further information</p>																																																																						
<p>Time span of variable</p> <table border="1"> <thead> <tr> <th>1991</th><th>1992</th><th>1993</th><th>1994</th><th>1995</th><th>1996</th><th>1997</th><th>1998</th><th>1999</th><th>2000</th> </tr> </thead> <tbody> <tr> <td></td><td></td><td></td><td></td><td></td><td></td><td></td><td></td><td></td><td></td> </tr> <tr> <th>2001</th><th>2002</th><th>2003</th><th>2004</th><th>2005</th><th>2006</th><th>2007</th><th>2008</th><th>2009</th><th>2010</th> </tr> <tr> <td></td><td></td><td></td><td></td><td></td><td></td><td></td><td></td><td></td><td></td> </tr> <tr> <th>2011</th><th>2012</th><th>2013</th><th>2014</th><th>2015</th><th>2016</th><th>2017</th><th>2018</th><th>2019</th><th>2020</th> </tr> <tr> <td></td><td></td><td>WEST</td><td></td><td></td><td></td><td></td><td></td><td></td><td></td> </tr> <tr> <td></td><td></td><td>EAST</td><td></td><td></td><td></td><td></td><td></td><td></td><td></td> </tr> </tbody> </table>		1991	1992	1993	1994	1995	1996	1997	1998	1999	2000											2001	2002	2003	2004	2005	2006	2007	2008	2009	2010											2011	2012	2013	2014	2015	2016	2017	2018	2019	2020			WEST										EAST							
1991	1992	1993	1994	1995	1996	1997	1998	1999	2000																																																														
2001	2002	2003	2004	2005	2006	2007	2008	2009	2010																																																														
2011	2012	2013	2014	2015	2016	2017	2018	2019	2020																																																														
		WEST																																																																					
		EAST																																																																					

No.	Name	Label	Survey period	Survey frequency
3.4.118)	bau_vaclhy_tc	vacancies during last 6 months: trainees (commerce)	East und West since 08/2013	annual survey, August

Wording of question

<p>since 08/2013</p> <p>During the last 6 months we had vacancies</p> <p>If yes:</p> <p>We were looking for skilled workers in the following fields:</p> <p>commercial trainees [1] <input type="text"/></p>	<p>Further information</p>																																																																						
<p>Time span of variable</p> <table border="1"> <thead> <tr> <th>1991</th><th>1992</th><th>1993</th><th>1994</th><th>1995</th><th>1996</th><th>1997</th><th>1998</th><th>1999</th><th>2000</th> </tr> </thead> <tbody> <tr> <td></td><td></td><td></td><td></td><td></td><td></td><td></td><td></td><td></td><td></td> </tr> <tr> <th>2001</th><th>2002</th><th>2003</th><th>2004</th><th>2005</th><th>2006</th><th>2007</th><th>2008</th><th>2009</th><th>2010</th> </tr> <tr> <td></td><td></td><td></td><td></td><td></td><td></td><td></td><td></td><td></td><td></td> </tr> <tr> <th>2011</th><th>2012</th><th>2013</th><th>2014</th><th>2015</th><th>2016</th><th>2017</th><th>2018</th><th>2019</th><th>2020</th> </tr> <tr> <td></td><td></td><td>WEST</td><td></td><td></td><td></td><td></td><td></td><td></td><td></td> </tr> <tr> <td></td><td></td><td>EAST</td><td></td><td></td><td></td><td></td><td></td><td></td><td></td> </tr> </tbody> </table>		1991	1992	1993	1994	1995	1996	1997	1998	1999	2000											2001	2002	2003	2004	2005	2006	2007	2008	2009	2010											2011	2012	2013	2014	2015	2016	2017	2018	2019	2020			WEST										EAST							
1991	1992	1993	1994	1995	1996	1997	1998	1999	2000																																																														
2001	2002	2003	2004	2005	2006	2007	2008	2009	2010																																																														
2011	2012	2013	2014	2015	2016	2017	2018	2019	2020																																																														
		WEST																																																																					
		EAST																																																																					

No.	Name	Label	Survey period	Survey frequency
3.4.119)	bau_vacrepfea	% of vacancies reported to federal employment agency	East und West since 08/2013	annual survey, August

Wording of question

<p>since 08/2013</p> <p>About _____ % of these vacancies were reported to the federal employment agency</p>	Further information																														
Time span of variable																															
<table border="1"> <tr><td>1991</td><td>1992</td><td>1993</td><td>1994</td><td>1995</td><td>1996</td><td>1997</td><td>1998</td><td>1999</td><td>2000</td></tr> <tr><td>2001</td><td>2002</td><td>2003</td><td>2004</td><td>2005</td><td>2006</td><td>2007</td><td>2008</td><td>2009</td><td>2010</td></tr> <tr><td>2011</td><td>2012</td><td>2013</td><td>2014</td><td>2015</td><td>2016</td><td>2017</td><td>2018</td><td>2019</td><td>2020</td></tr> </table>	1991	1992	1993	1994	1995	1996	1997	1998	1999	2000	2001	2002	2003	2004	2005	2006	2007	2008	2009	2010	2011	2012	2013	2014	2015	2016	2017	2018	2019	2020	
1991	1992	1993	1994	1995	1996	1997	1998	1999	2000																						
2001	2002	2003	2004	2005	2006	2007	2008	2009	2010																						
2011	2012	2013	2014	2015	2016	2017	2018	2019	2020																						

No.	Name	Label	Survey period	Survey frequency
3.4.120)	westeast	western eastern	West since 01/1991 East since 01/1991	monthly monthly

<table border="1"> <tr><td>1991</td><td>1992</td><td>1993</td><td>1994</td><td>1995</td><td>1996</td><td>1997</td><td>1998</td><td>1999</td><td>2000</td></tr> <tr><td>2001</td><td>2002</td><td>2003</td><td>2004</td><td>2005</td><td>2006</td><td>2007</td><td>2008</td><td>2009</td><td>2010</td></tr> <tr><td>2011</td><td>2012</td><td>2013</td><td>2014</td><td>2015</td><td>2016</td><td>2017</td><td>2018</td><td>2019</td><td>2020</td></tr> </table>	1991	1992	1993	1994	1995	1996	1997	1998	1999	2000	2001	2002	2003	2004	2005	2006	2007	2008	2009	2010	2011	2012	2013	2014	2015	2016	2017	2018	2019	2020	Further information
1991	1992	1993	1994	1995	1996	1997	1998	1999	2000																						
2001	2002	2003	2004	2005	2006	2007	2008	2009	2010																						
2011	2012	2013	2014	2015	2016	2017	2018	2019	2020																						
WEST	Differentiates between Eastern and Western survey																														
EAST																															
	[1] western																														
	[2] eastern																														
WEST																															
EAST																															
WEST																															
EAST																															

No.	Name	Label	Survey period	Survey frequency
3.4.121)	bau_wh1	working hours: payment of overtime	West 04/1991 to 04/1995	annual survey, April

Wording of question

<p>04/1991 to 04/1995</p> <p><b>Allowance of working hours</b></p> <p>Our company occasionally pays additional working hours (not actually carried out work) for good work, travel times and other.</p> <p>yes [1] <input type="text"/> no [2] <input type="text"/></p>	Further information
	Payment of overtime

Time span of variable

<table border="1"> <tr><td>1991</td><td>1992</td><td>1993</td><td>1994</td><td>1995</td><td>1996</td><td>1997</td><td>1998</td><td>1999</td><td>2000</td></tr> <tr><td>2001</td><td>2002</td><td>2003</td><td>2004</td><td>2005</td><td>2006</td><td>2007</td><td>2008</td><td>2009</td><td>2010</td></tr> <tr><td>2011</td><td>2012</td><td>2013</td><td>2014</td><td>2015</td><td>2016</td><td>2017</td><td>2018</td><td>2019</td><td>2020</td></tr> </table>	1991	1992	1993	1994	1995	1996	1997	1998	1999	2000	2001	2002	2003	2004	2005	2006	2007	2008	2009	2010	2011	2012	2013	2014	2015	2016	2017	2018	2019	2020	
1991	1992	1993	1994	1995	1996	1997	1998	1999	2000																						
2001	2002	2003	2004	2005	2006	2007	2008	2009	2010																						
2011	2012	2013	2014	2015	2016	2017	2018	2019	2020																						
WEST																															

No.	Name	Label	Survey period	Survey frequency
3.4.122)	bau_wh2	working hours: development	West 04/1991 to 04/1995	annual survey, April

Wording of question

04/1991 to 04/1995

**Allowance of working hours**  
Our company occasionally pays additional working hours (not actually carried out work) for good work, travel times and other reasons. If yes:

19XX\* compared to 19YY the number of additionally allowed hours has

increased [1]

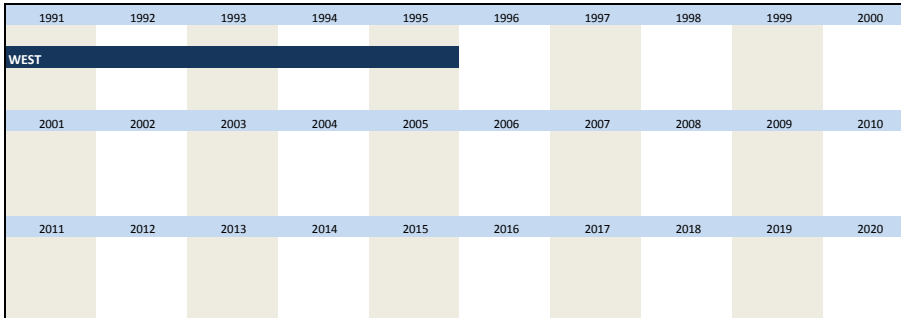
not changed [2]

decreased [3]

**Further information**  
Development of additional working hours

**\* Example**  
The question was posed in April 1993, "19XX=1992" and ""19YY=1991"

Time span of variable



No.	Name	Label	Survey period	Survey frequency
-----	------	-------	---------------	------------------

3.4.123)	bau_wh3	working hours: number in t-1	West 04/1991 to 04/1995	annual survey, April
----------	---------	------------------------------	-------------------------	----------------------

Wording of question

04/1991 to 04/1995

**Allowance of working hours**  
Our company occasionally pays additional working hours (not actually carried out work) for good work, travel times and other reasons. If yes:

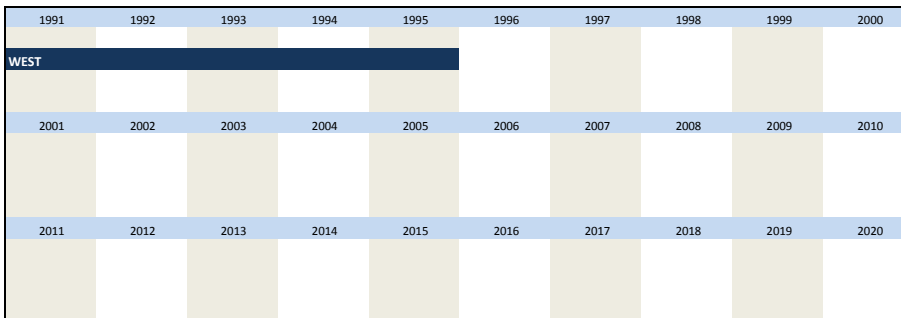
The share of the additionally allowed hours to the total paid hours was:

19XX about \_\_\_\_%

**Further information**  
Additional working hours in t-1

**\* Example**  
The question was posed in April 1993, "19XX=1992" and ""19YY=1991"

Time span of variable



No.	Name	Label	Survey period	Survey frequency
-----	------	-------	---------------	------------------

3.4.124)	bau_wh4	working hours: number in t-2	West 04/1991 to 04/1995	annual survey, April
----------	---------	------------------------------	-------------------------	----------------------

Wording of question

04/1991 to 04/1995

**Allowance of working hours**  
Our company occasionally pays additional working hours (not actually carried out work) for good work, travel times and other reasons. If yes:

The share of the additionally allowed hours to the total paid hours was:

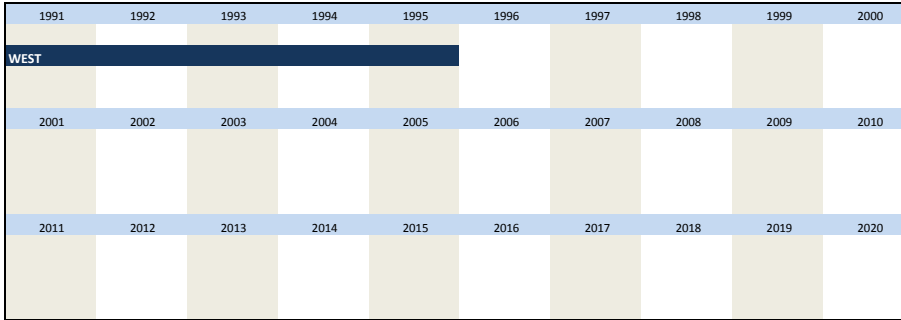
19YY about \_\_\_\_%

**Further information**  
Additionally allowed hours in t-2

**\* Example**  
The question was posed in April 1993, "19XX=1992" and ""19YY=1991"



Time span of variable



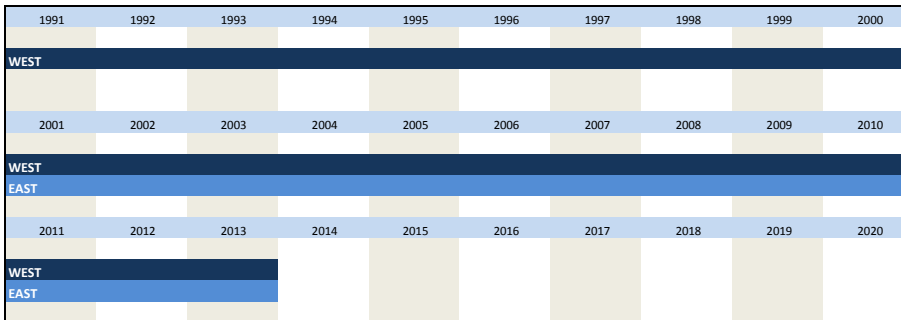
No.	Name	Label	Survey period	Survey frequency
-----	------	-------	---------------	------------------

3.4.125)	bau_witilo	wintertime: lack of orders	West since 03/1991 East since 11/2001	March, November March, November
----------	------------	----------------------------	--	------------------------------------

Wording of question

Wording of question	Further information
<p>03/1991 to 11/2001</p> <p><b>Winter construction</b> We had enough orders and an appropriate equipment to work through with full workforce in winter (19XX/19YY*) 20XX/20YY* - except for the officially recognized days of bad weather.</p> <p><b>If no:</b> The necessity of the layoff was mainly due to</p> <p>lack of orders [1] <input type="text"/></p>	<p>Winter construction: lack of orders (for main construction trades)</p> <p><b>* Example:</b> The question was posed in March 2004 , then "20WW/20VV" = "2003/2004"</p>
<p>since 03/2002</p> <p><b>Winter construction</b> We had enough orders and an appropriate equipment to work through with full workforce in winter (19XX/19YY*) 20XX/20YY*</p> <p><b>If no:</b> The necessity of the layoffs/ short-time work was mainly due to</p> <p>lack of orders [1] <input type="text"/></p>	

Time span of variable



No.	Name	Label	Survey period	Survey frequency
-----	------	-------	---------------	------------------

3.4.126)	bau_witipw	wintertime: preference of workers	West 03/1991 to 11/1995 West since 11/1996 East since 11/2001	March, November annual survey, November annual survey, November
----------	------------	-----------------------------------	---	---

Wording of question

Wording of question	Further information
<p>03/1991 to 11/1995</p> <p><b>Winter construction</b> The personal attitude of our workers regarding winter construction, if known: when they have the choice then most wokers prefer</p> <p>winter-break-pay without working [1] <input type="text"/> working by normal pay plus winter-pay [2] <input type="text"/></p>	<p>Winter construction: preference of workers (for main construction trades)</p>
<p>since 03/1996</p> <p><b>Winter construction</b></p>	

The personal attitude of our workers regarding winter construction, if known: if they had the choice, most workers would prefer

winter-break-pay without working [1]

working by normal pay plus winter-pay [2]

Time span of variable

1991	1992	1993	1994	1995	1996	1997	1998	1999	2000
WEST									
2001	2002	2003	2004	2005	2006	2007	2008	2009	2010
WEST									
EAST									
2011	2012	2013	2014	2015	2016	2017	2018	2019	2020
WEST									
EAST									

No.	Name	Label	Survey period	Survey frequency
3.4.127)	bau_witirc	wintertime: reasons of construction	West since 03/1991 East since 11/2001	March, November March, November

Wording of question

03/1991 to 11/2001	Further information
<p><b>Winter construction</b></p> <p>We had enough orders and an appropriate equipment to work through with full workforce in winter (19XX/19YY*) 20XX/20YY* - except for the officially recognized days of bad weather.</p> <p><b>If no:</b></p> <p>The necessity of the layoff was mainly due to</p> <p>reasons of construction [1] <input type="text"/></p>	<p>Winter construction: reasons of construction (for main construction trades)</p> <p><b>* Example:</b> The question was posed in March 2004 , then "20WW/20VV" = "2003/2004"</p>
since 03/2002	
<p><b>Winter construction</b></p> <p>We had enough orders and an appropriate equipment to work through with full workforce in winter (19XX/19YY*) 20XX/20YY*</p> <p><b>If no:</b></p> <p>The necessity of the layoffs/ short-time work was mainly due to</p> <p>reasons of construction [1] <input type="text"/></p>	

Time span of variable

1991	1992	1993	1994	1995	1996	1997	1998	1999	2000
WEST									
2001	2002	2003	2004	2005	2006	2007	2008	2009	2010
WEST									
EAST									
2011	2012	2013	2014	2015	2016	2017	2018	2019	2020
WEST									
EAST									

No.	Name	Label	Survey period	Survey frequency
3.4.128)	bau_witiwoth	wintertime: work through	West since 03/1991 East since 11/2001	March, November March, November

Wording of question

03/1991 to 11/2001	Further information
<p><b>Winter construction</b></p> <p>We had enough orders and an appropriate equipment to work through with full workforce in winter (19XX/19YY*) 20XX/20YY* - except for the officially recognized days of bad weather.</p>	<p>Wintertime: work through (for main construction trades)</p> <p><b>* Example:</b> If the question was posed in March 2004 ,</p>

yes [1]  no [2]

since 03/2002

**Winter construction**  
We had enough orders and an appropriate equipment to work through with full workforce in winter (19XX/19YY\*) 20XX/20YY\*

yes [1]  no [2]

"20WW/20VV" = "2003/2004"

Time span of variable

1991	1992	1993	1994	1995	1996	1997	1998	1999	2000
WEST									
2001	2002	2003	2004	2005	2006	2007	2008	2009	2010
WEST									
EAST									
2011	2012	2013	2014	2015	2016	2017	2018	2019	2020
WEST									
EAST									

No.	Name	Label	Survey period	Survey frequency
-----	------	-------	---------------	------------------

3.4.129) dl\_busvolqu business volume last 3 months East and West since 10/2004 monthly survey

Wording of question

since 10/2004

**Information about your own company (domestic)**

Current situation (appraisal and development)

2. During the last 3 months our business volume has

increased [1]	<input type="checkbox"/>
not changed [2]	<input type="checkbox"/>
decreased [3]	<input type="checkbox"/>

Further information

Development of the business volume during the last 3 months

Time span of variable

2004	2005	2006	2007	2008	2009	2010	2011	2012	2013
WEST									
EAST									
2014	2015	2016	2017	2018	2019	2020	2021	2022	2023

No.	Name	Label	Survey period	Survey frequency
-----	------	-------	---------------	------------------

3.4.130) dl\_demandexp expected demand / sales volume for the next 2-3 months East and West since 10/2004 monthly survey

Wording of question

since 10/2004

**Information about your own company (domestic)**

Current situation (appraisal and development)

6. During the next 2-3 months the demand\* for our services or our sales volume will be

increasing [1]	<input type="checkbox"/>
not changing [2]	<input type="checkbox"/>
decreasing [3]	<input type="checkbox"/>

Further information

Expected demand/ sales volume for the next 2-3 months

\*Incl. Foreign demand/ sales volume

Time span of variable

2004	2005	2006	2007	2008	2009	2010	2011	2012	2013
------	------	------	------	------	------	------	------	------	------

WEST									
EAST									
2014	2015	2016	2017	2018	2019	2020	2021	2022	2023

No.	Name	Label	Survey period	Survey frequency
3.4.131)	dl_fambus	family business	East and West 02/2014	once

Wording of question

Further information																														
<p>02/2014</p> <p>D) For research purposes?</p> <p>Do you envision yourself as a family business? (This means a company whose voting capital is held predominately by one or more families that are connected)</p> <p><input type="checkbox"/> yes[1]    <input type="checkbox"/> no[2]</p>																														
<p>Time span of variable</p> <table border="1"> <thead> <tr> <th>2004</th> <th>2005</th> <th>2006</th> <th>2007</th> <th>2008</th> <th>2009</th> <th>2010</th> <th>2011</th> <th>2012</th> <th>2013</th> </tr> </thead> <tbody> <tr> <td></td> <td></td> <td></td> <td></td> <td></td> <td></td> <td></td> <td></td> <td></td> <td></td> </tr> <tr> <th>2014</th> <th>2015</th> <th>2016</th> <th>2017</th> <th>2018</th> <th>2019</th> <th>2020</th> <th>2021</th> <th>2022</th> <th>2023</th> </tr> </tbody> </table> <p>WEST</p> <p>EAST</p>	2004	2005	2006	2007	2008	2009	2010	2011	2012	2013											2014	2015	2016	2017	2018	2019	2020	2021	2022	2023
2004	2005	2006	2007	2008	2009	2010	2011	2012	2013																					
2014	2015	2016	2017	2018	2019	2020	2021	2022	2023																					

No.	Name	Label	Survey period	Survey frequency
3.4.132)	dl_invest	investment versus previous year	East and West in 04/2005 East and West since 05/2006	inquired once inquired in M

Wording of question

Further information							
<p>April 2005 + May since 2006</p> <p><b>Special question investments</b> (only in May and November)</p> <table border="1"> <tr> <td rowspan="3">S1. Last year our investments* were (20XX** compared to 20YY**)</td> <td>higher [1]</td> <td></td> </tr> <tr> <td>about the same [2]</td> <td></td> </tr> <tr> <td>lower [3]</td> <td></td> </tr> </table>	S1. Last year our investments* were (20XX** compared to 20YY**)	higher [1]		about the same [2]		lower [3]	
S1. Last year our investments* were (20XX** compared to 20YY**)		higher [1]					
		about the same [2]					
	lower [3]						
<p>November 2006 - 2008</p> <p><b>Special question investments</b> (only in May and November)</p> <table border="1"> <tr> <td rowspan="3">S1. In the current year our investments* will likely (20WW** compared to 20XX**)</td> <td>increase [1]</td> <td></td> </tr> <tr> <td>stay the same [2]</td> <td></td> </tr> <tr> <td>decrease[3]</td> <td></td> </tr> </table>	S1. In the current year our investments* will likely (20WW** compared to 20XX**)	increase [1]		stay the same [2]		decrease[3]	
S1. In the current year our investments* will likely (20WW** compared to 20XX**)		increase [1]					
		stay the same [2]					
	decrease[3]						
<p>November since 2009</p> <p><b>Special question investments</b> (only in May and November)</p> <table border="1"> <tr> <td rowspan="3">S1. In the current year our investments* will likely be (20WW** compared to 20XX**)</td> <td>more [1]</td> <td></td> </tr> <tr> <td>as much as last year [2]</td> <td></td> </tr> <tr> <td>less [3]</td> <td></td> </tr> </table>	S1. In the current year our investments* will likely be (20WW** compared to 20XX**)	more [1]		as much as last year [2]		less [3]	
S1. In the current year our investments* will likely be (20WW** compared to 20XX**)		more [1]					
		as much as last year [2]					
	less [3]						

Time span of variable

2004	2005	2006	2007	2008	2009	2010	2011	2012	2013
	WEST								
	EAST								
2014	2015	2016	2017	2018	2019	2020	2021	2022	2023

No.	Name	Label	Survey period	Survey frequency
3.4.133)	dl_investexp	investment expectations	East and West in 04/2005 East and West since 05/2006	inquired once inquired in M

Wording of question

April 2005	+	May since 2006	Further information							
<p><b>Special question investments</b> (only in May and November)</p> <table border="1"> <tr> <td rowspan="3">S2. <u>In the current year</u> our investments* will likely be (20WW** compared to 20XX**)</td> <td>increasing [1]</td> <td></td> </tr> <tr> <td>not changing [2]</td> <td></td> </tr> <tr> <td>decreasing [3]</td> <td></td> </tr> </table>			S2. <u>In the current year</u> our investments* will likely be (20WW** compared to 20XX**)	increasing [1]		not changing [2]		decreasing [3]		<p>Development of Investments in the current year compared to the previous year</p> <p>*Accruals to create accounts</p> <p>**</p> <p>"20NN" means next year <b>Example:</b> if the question was posed in November 2009, "20NN"="2010".</p> <p>"20WW" means current year <b>Example:</b> if the question was posed in November 2009, "20WW"="2009".</p> <p>"20XX" means last year <b>Example:</b> if the question was posed in May 2009, "20XX"="2008".</p>
S2. <u>In the current year</u> our investments* will likely be (20WW** compared to 20XX**)	increasing [1]									
	not changing [2]									
	decreasing [3]									
<p><b>November</b> since 2006</p> <p><b>Special question investments</b> (only in May and November)</p> <table border="1"> <tr> <td rowspan="3">S2. <u>Next year</u> our investments* will likely be (20NN** compared to 20WW**)</td> <td>increasing [1]</td> <td></td> </tr> <tr> <td>not changing [2]</td> <td></td> </tr> <tr> <td>decreasing [3]</td> <td></td> </tr> </table>			S2. <u>Next year</u> our investments* will likely be (20NN** compared to 20WW**)	increasing [1]		not changing [2]		decreasing [3]		
S2. <u>Next year</u> our investments* will likely be (20NN** compared to 20WW**)	increasing [1]									
	not changing [2]									
	decreasing [3]									

Time span of variable

2004	2005	2006	2007	2008	2009	2010	2011	2012	2013
	WEST								
	EAST								
2014	2015	2016	2017	2018	2019	2020	2021	2022	2023

No.	Name	Label	Survey period	Survey frequency
3.4.134)	dl_kap1	potential of existing capacity	East and West since 04/2011	inquired in Ja

Wording of question

since 04/2011	Further information					
<p><b>Special questions (inquired only every 3 months)</b></p> <table border="1"> <tr> <td rowspan="2">13. Would you currently be able to handle an increased demand with the capacities currently existing in your company?</td> <td>yes [1]</td> <td>no [2]</td> </tr> <tr> <td></td> <td></td> </tr> </table>	13. Would you currently be able to handle an increased demand with the capacities currently existing in your company?	yes [1]	no [2]			Potential of existing capacity
13. Would you currently be able to handle an increased demand with the capacities currently existing in your company?		yes [1]	no [2]			

Time span of variable

2004	2005	2006	2007	2008	2009	2010	2011	2012	2013
							WEST		
							EAST		
2014	2015	2016	2017	2018	2019	2020	2021	2022	2023

No.	Name	Label	Survey period	Survey frequency
-----	------	-------	---------------	------------------

3.4.135)

dl\_kap2

potential capacity expansion in %

East and West since 04/2011

inquired in Ja

Wording of question

<p>since 04/2011</p> <p><b>Special questions (inquired only every 3 months)</b></p> <p>13. Would you currently be able to handle an increased demand with the capacities currently existing in your company?</p> <p>...</p> <p>if yes:</p> <div style="border: 1px solid black; padding: 5px; display: flex; align-items: center;"> <span style="margin-right: 10px;">We could expand our business activity by</span> <input style="width: 50px; text-align: center;" type="text"/> %         </div>	<p>Further information</p> <p>Potential capacity expansion in percentage</p>
--	--

Time span of variable

2004	2005	2006	2007	2008	2009	2010	2011	2012	2013
							WEST		
							EAST		
2014	2015	2016	2017	2018	2019	2020	2021	2022	2023

No.	Name	Label	Survey period	Survey frequency
-----	------	-------	---------------	------------------

3.4.136)

dl\_minim1

minimum wage q1

East and West 11/2014

once

Wording of question

<p>11/2014</p> <p>1. 01/01/2015 the general minimum wage policy will be implemented. Is your company affected by this?</p> <div style="display: flex; justify-content: space-around; margin-top: 10px;"> <input style="width: 50px;" type="text"/> yes[1]         <input style="width: 50px;" type="text"/> no[2]       </div>	<p>Further information</p>
--	----------------------------

Time span of variable

1980	1981	1982	1983	1984	1985	1986	1987	1988	1989
1990	1991	1992	1993	1994	1995	1996	1997	1998	1999
2000	2001	2002	2003	2004	2005	2006	2007	2008	2009
2010	2011	2012	2013	2014	2015	2016	2017	2018	2019
							WEST		
							EAST		

No.	Name	Label	Survey period	Survey frequency
-----	------	-------	---------------	------------------

3.4.137)

dl\_minim2

minimum wage q2

East and West 11/2014

once

Wording of question

<p>11/2014</p> <p>01/01/2015 the general minimum wage policy will be implemented. Is your company affected by this?</p> <div style="display: flex; justify-content: space-around; margin-top: 10px;"> <input style="width: 50px; background-color: #cccccc;" type="text"/> yes         <input style="width: 50px; background-color: #cccccc;" type="text"/> no       </div> <p>2. If yes: With which measures will you likely react to the minimum wage?</p>	<p>Further information</p>
--	----------------------------

[1] No measures necessary or scheduled

Time span of variable

1980	1981	1982	1983	1984	1985	1986	1987	1988	1989
1990	1991	1992	1993	1994	1995	1996	1997	1998	1999
2000	2001	2002	2003	2004	2005	2006	2007	2008	2009
2010	2011	2012	2013	2014	2015	2016	2017	2018	2019
				WEST					
				EAST					

No.	Name	Label	Survey period	Survey frequency
3.4.138)	dl_minim3	minimum wage q3	East and West 11/2014	once

Wording of question

<p>11/2014</p> <p>01/01/2015 the general minimum wage policy will be implemented. Is your company affected by this?</p> <p><input type="checkbox"/> yes    <input type="checkbox"/> no</p> <p>2. If yes: With which measures will you likely react to the minimum wage?</p> <p><input type="checkbox"/> [1] personnel cuts</p>	Further information
--	---------------------

Time span of variable

1980	1981	1982	1983	1984	1985	1986	1987	1988	1989
1990	1991	1992	1993	1994	1995	1996	1997	1998	1999
2000	2001	2002	2003	2004	2005	2006	2007	2008	2009
2010	2011	2012	2013	2014	2015	2016	2017	2018	2019
				WEST					
				EAST					

No.	Name	Label	Survey period	Survey frequency
3.4.139)	dl_minim4	minimum wage q4	East and West 11/2014	once

Wording of question

<p>11/2014</p> <p>01/01/2015 the general minimum wage policy will be implemented. Is your company affected by this?</p> <p><input type="checkbox"/> yes    <input type="checkbox"/> no</p>	Further information
--	---------------------

2. If yes: With which measures will you likely react to the minimum wage?

[1] reduction of working hours

Time span of variable

1980	1981	1982	1983	1984	1985	1986	1987	1988	1989
1990	1991	1992	1993	1994	1995	1996	1997	1998	1999
2000	2001	2002	2003	2004	2005	2006	2007	2008	2009
2010	2011	2012	2013	2014	2015	2016	2017	2018	2019
				WEST					
				EAST					

No.	Name	Label	Survey period	Survey frequency
3.4.140)	dl_minim5	minimum wage q5	East and West 11/2014	once

Wording of question

11/2014

01/01/2015 the general minimum wage policy will be implemented.  
Is your company affected by this?

yes  no

2. If yes: With which measures will you likely react to the minimum wage?

[1] increase in prices

Further information

Time span of variable

1980	1981	1982	1983	1984	1985	1986	1987	1988	1989
1990	1991	1992	1993	1994	1995	1996	1997	1998	1999
2000	2001	2002	2003	2004	2005	2006	2007	2008	2009
2010	2011	2012	2013	2014	2015	2016	2017	2018	2019
				WEST					
				EAST					

No.	Name	Label	Survey period	Survey frequency
3.4.141)	dl_minim6	minimum wage q6	East and West 11/2014	once

Wording of question

11/2014

01/01/2015 the general minimum wage policy will be implemented.  
Is your company affected by this?

Further information



yes  no

2. If yes: With which measures will you likely react to the minimum wage?

[1] reduction of investment

Time span of variable

1980	1981	1982	1983	1984	1985	1986	1987	1988	1989
1990	1991	1992	1993	1994	1995	1996	1997	1998	1999
2000	2001	2002	2003	2004	2005	2006	2007	2008	2009
2010	2011	2012	2013	2014	2015	2016	2017	2018	2019
				WEST					
				EAST					

No.	Name	Label	Survey period	Survey frequency
3.4.142)	dl_minim7	minimum wage q7	East and West 11/2014	once

Wording of question

<p>11/2014</p> <p>01/01/2015 the general minimum wage policy will be implemented. Is your company affected by this?</p> <p><input type="checkbox"/> yes <input type="checkbox"/> no</p> <p>2. If yes: With which measures will you likely react to the minimum wage?</p> <p><input type="text"/> [1] reduction of special payments</p>	Further information
--	---------------------

Time span of variable

1980	1981	1982	1983	1984	1985	1986	1987	1988	1989
1990	1991	1992	1993	1994	1995	1996	1997	1998	1999
2000	2001	2002	2003	2004	2005	2006	2007	2008	2009
2010	2011	2012	2013	2014	2015	2016	2017	2018	2019
				WEST					
				EAST					

No.	Name	Label	Survey period	Survey frequency
3.4.143)	dl_minim8	minimum wage q8	East and West 11/2014	once

Wording of question

<p>11/2014</p> <p>01/01/2015 the general minimum wage policy will be implemented.</p>	Further information
---	---------------------

Is your company affected by this?

yes  no

2. If yes: With which measures will you likely react to the minimum wage?

[1] other

Time span of variable

1980	1981	1982	1983	1984	1985	1986	1987	1988	1989
1990	1991	1992	1993	1994	1995	1996	1997	1998	1999
2000	2001	2002	2003	2004	2005	2006	2007	2008	2009
2010	2011	2012	2013	2014	2015	2016	2017	2018	2019
				WEST					
				EAST					

No.	Name	Label	Survey period	Survey frequency
-----	------	-------	---------------	------------------

3.4.144) **dl\_size** size range East and West since 04/2011 monthly survey

2004	2005	2006	2007	2008	2009	2010	2011	2012	2013	Further information
							WEST			Size range
							EAST			
2014	2015	2016	2017	2018	2019	2020	2021	2022	2023	

No.	Name	Label	Survey period	Survey frequency
-----	------	-------	---------------	------------------

3.4.145) **dl\_size\_empl** size of employees East and West since 05/2012 monthly survey

2004	2005	2006	2007	2008	2009	2010	2011	2012	2013	Further information
							WEST			Size of employees
							EAST			
2014	2015	2016	2017	2018	2019	2020	2021	2022	2023	

No.	Name	Label	Survey period	Survey frequency
-----	------	-------	---------------	------------------

3.4.146) **dl\_size\_turnover** size of turnover East and West since 01/2010 monthly survey

2004	2005	2006	2007	2008	2009	2010	2011	2012	2013	Further information
						WEST				Size of turnover
						EAST				
2014	2015	2016	2017	2018	2019	2020	2021	2022	2023	

No.	Name	Label	Survey period	Survey frequency
-----	------	-------	---------------	------------------

3.4.147) **han\_busvolm** business volume versus previous month West 01/1990 to 01/2002 monthly survey  
East 01/1991 to 01/2002 monthly survey

Wording of question

<p>since 01/1990 to 11/2001</p> <p><b>Appraisal and development in the moth of survey</b></p> <p>Compared to last month our revenue is</p> <p style="text-align: center;">higher [1] <input type="text"/> not changed [2] <input type="text"/> lower [3] <input type="text"/></p>	<p><b>Further information</b></p> <p>Business volume compared to the previous month</p> <p>West 01/1990 to 01/2006</p> <p>[.] = answer of department stores in percentage</p> <p>All of the answers of the department stores are aggregated here and expressed as a percentage</p> <p>Example:</p> <p>4.7) questpercansw31 [50] 4.8) questpercansw32 [30] 4.9) questpercansw33 [20]</p> <p>Means 50% of the department stores answered "good", 30% of the department stores answered "satisfiable", 20% of the department stores answered "bad".</p>																																																												
<p>01/2002</p> <p><b>Current situation / new tendencies</b></p> <p>Within the last 2-3 months, under elimination of seasonal fluctuations, our revenue</p> <p style="text-align: center;">increased [1] <input type="text"/> remained about the same [2] <input type="text"/> decreased [3] <input type="text"/></p>																																																													
<p><b>Time span of variable</b></p> <table border="1"> <tr> <td>1990</td><td>1991</td><td>1992</td><td>1993</td><td>1994</td><td>1995</td><td>1996</td><td>1997</td><td>1998</td><td>1999</td> </tr> <tr> <td colspan="10" style="background-color: #002060; color: white;">WEST</td> </tr> <tr> <td colspan="10" style="background-color: #0056b3; color: white;">EAST</td> </tr> <tr> <td>2000</td><td>2001</td><td>2002</td><td>2003</td><td>2004</td><td>2005</td><td>2006</td><td>2007</td><td>2008</td><td>2009</td> </tr> <tr> <td colspan="10" style="background-color: #002060; color: white;">WEST</td> </tr> <tr> <td colspan="10" style="background-color: #0056b3; color: white;">EAST</td> </tr> </table>		1990	1991	1992	1993	1994	1995	1996	1997	1998	1999	WEST										EAST										2000	2001	2002	2003	2004	2005	2006	2007	2008	2009	WEST										EAST									
1990	1991	1992	1993	1994	1995	1996	1997	1998	1999																																																				
WEST																																																													
EAST																																																													
2000	2001	2002	2003	2004	2005	2006	2007	2008	2009																																																				
WEST																																																													
EAST																																																													

No.	Name	Label	Survey period	Survey frequency
3.4.148)	han_fairxh	exhibitor at an international specialized fair	East and West 06/2012	once

Wording of question

<p>06/2012</p> <p>Is your company represented as an exhibitor at an international specialized fair?</p> <p style="text-align: center;">yes [1] <input type="text"/>      no [2] <input type="text"/></p>	<p><b>Further information</b></p> <p>Exhibitor at an international specialized fair</p>																														
<p><b>Time span of variable</b></p> <table border="1"> <tr> <td>2010</td><td>2011</td><td>2012</td><td>2013</td><td>2014</td><td>2015</td><td>2016</td><td>2017</td><td>2018</td><td>2019</td> </tr> <tr> <td colspan="10" style="background-color: #002060; color: white;">WEST</td> </tr> <tr> <td colspan="10" style="background-color: #0056b3; color: white;">OST</td> </tr> </table>		2010	2011	2012	2013	2014	2015	2016	2017	2018	2019	WEST										OST									
2010	2011	2012	2013	2014	2015	2016	2017	2018	2019																						
WEST																															
OST																															

No.	Name	Label	Survey period	Survey frequency
3.4.149)	han_fairxh_e	exhibitor at an international specialized fair in a foreign European country	East and West 06/2012	once

Wording of question


<p>06/2012</p> <p>Is your company represented as an exhibitor at an international specialized fair?</p> <p>[...]</p> <p>If yes, at international specialized fairs</p> <p style="text-align: center;">- in a foreign European country [1] <input type="text"/></p>	<p><b>Further information</b></p> <p>Exhibitor at an international specialized fair in a foreign European country</p>																														
<p><b>Time span of variable</b></p> <table border="1"> <tr> <td>2010</td><td>2011</td><td>2012</td><td>2013</td><td>2014</td><td>2015</td><td>2016</td><td>2017</td><td>2018</td><td>2019</td> </tr> <tr> <td colspan="10" style="background-color: #002060; color: white;">WEST</td> </tr> <tr> <td colspan="10" style="background-color: #0056b3; color: white;">OST</td> </tr> </table>		2010	2011	2012	2013	2014	2015	2016	2017	2018	2019	WEST										OST									
2010	2011	2012	2013	2014	2015	2016	2017	2018	2019																						
WEST																															
OST																															

No.	Name	Label	Survey period	Survey frequency
3.4.150)	han_fairxh_g	exhibitor at an international specialized fair in Germany	East and West 06/2012	once

Wording of question

06/2012	Further information
<p>Is your company represented as an exhibitor at an international specialized fair?</p> <p>[...]</p> <p>If yes, at international specialized fairs</p> <p>- in Germany [1] <input type="text"/></p>	<p>Exhibitor at an international specialized fair in Germany</p>

Time span of variable




No.	Name	Label	Survey period	Survey frequency
3.4.151)	han_fairxh_ne	exhibitor at an international specialized fair in a country outside Europe	East and West 06/2012	once

Wording of question

06/2012	Further information
<p>Is your company represented as an exhibitor at an international specialized fair?</p> <p>[...]</p> <p>If yes, at international specialized fairs</p> <p>- in a country outside of Europe [1] <input type="text"/></p>	<p>Exhibitor at an international specialized fair in a country outside of Europe</p>

Time span of variable

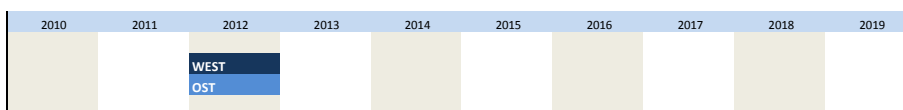


No.	Name	Label	Survey period	Survey frequency
3.4.152)	han_fairxhepx	exhibitor at an international specialized fair during next 2-3 years	East and West 06/2012	once

Wording of question

06/2012	Further information
<p>Is your company going to be represented as an Exhibitor at an international specialized fair during the next 2-3 years?</p> <p>yes [1] <input type="text"/> no [2] <input type="text"/></p>	<p>Exhibitor at an international specialized fair during the next 2-3 years</p>

Time span of variable




No.	Name	Label	Survey period	Survey frequency
-----	------	-------	---------------	------------------

3.4.153) **han\_fairxhexp\_e** exhibitor at an international specialized fair in a foreign European country during next 2-3 years **East and West 06/2012** **once**

**Wording of question**

<p>06/2012</p> <p>Is your company going to be represented as an Exhibitor at an international specialized fair during the next 2-3 years?</p> <p>[...]</p> <p>If yes, at international specialized fairs</p> <p style="text-align: right;">- in a foreign European country [1] <input type="text"/></p>	<p><b>Further information</b></p> <p>Exhibitor at an international specialized fair in a foreign European country during the next 2-3 years</p>
---	---

**Time span of variable**




No.	Name	Label	Survey period	Survey frequency
-----	------	-------	---------------	------------------

3.4.154) **han\_fairxhexp\_g** exhibitor at an international specialized fair in Germany during next 2-3 years **East and West 06/2012** **once**

**Wording of question**

<p>06/2012</p> <p>Is your company going to be represented as an Exhibitor at an international specialized fair during the next 2-3 years?</p> <p>[...]</p> <p>If yes, at international specialized fairs</p> <p style="text-align: right;">- in Germany [1] <input type="text"/></p>	<p><b>Further information</b></p> <p>Exhibitor at an international specialized fair in Germany during the next 2-3 years</p>
--	--

**Time span of variable**




No.	Name	Label	Survey period	Survey frequency
-----	------	-------	---------------	------------------

3.4.155) **han\_fairxhexp\_ne** exhibitor at an international specialized fair in a country outside Europe during next 2-3 years **East and West 06/2012** **once**

**Wording of question**

<p>06/2012</p> <p>Is your company going to be represented as an Exhibitor at an international specialized fair during the next 2-3 years?</p> <p>[...]</p> <p>If yes, at international specialized fairs</p> <p style="text-align: right;">- in a country outside of Europe [1] <input type="text"/></p>	<p><b>Further information</b></p> <p>Exhibitor at an international specialized fair in a country outside of Europe during the next 2-3 years</p>
--	--

**Time span of variable**



No.	Name	Label	Survey period	Survey frequency
3.4.156)	han_fambus	family business	East and West 02/2014	once

**Wording of question**

02/2014	Further information
<p>D) For research purposes?</p> <p>Do you envision yourself as a family business? (This means a company whose voting capital is held predominately by one or more families that are connected)</p> <p><input type="checkbox"/> yes[1]    <input type="checkbox"/> no[2]</p>	

**Time span of variable**

1980	1981	1982	1983	1984	1985	1986	1987	1988	1989
1990	1991	1992	1993	1994	1995	1996	1997	1998	1999
2000	2001	2002	2003	2004	2005	2006	2007	2008	2009
2010	2011	2012	2013	2014	2015	2016	2017	2018	2019
				WEST					
				EAST					

No.	Name	Label	Survey period	Survey frequency
3.4.157)	han_flight_eur	Importance of flight connections in Europe	East and West 03/2013	once

**Wording of question**

03/2013	Further information
<p>How important for your company is a flight connection in Europe</p> <p>very important [1]    <input type="checkbox"/></p> <p>important [2]    <input type="checkbox"/></p> <p>less important [3]    <input type="checkbox"/></p> <p>unimportant [4]    <input type="checkbox"/></p>	Importance of flight connections in Europe

**Time span of variable**

2010	2011	2012	2013	2014	2015	2016	2017	2018	2019
			WEST						
			OST						

No.	Name	Label	Survey period	Survey frequency
3.4.158)	han_flight_ger	Importance of flight connections in Germany	East and West 03/2013	once

**Wording of question**

03/2013	Further information
<p>How important for your company is a flight connection in Germany</p> <p>very important [1]    <input type="checkbox"/></p> <p>important [2]    <input type="checkbox"/></p> <p>less important [3]    <input type="checkbox"/></p> <p>unimportant [4]    <input type="checkbox"/></p>	Importance of flight connections in Germany

Time span of variable

2010	2011	2012	2013	2014	2015	2016	2017	2018	2019
			WEST OST						

No.	Name	Label	Survey period	Survey frequency
-----	------	-------	---------------	------------------

3.4.159)	han_flight_world	Importance of flight connections worldwide	East and West 03/2013	once
----------	------------------	--	-----------------------	------

Wording of question

03/2013	Further information
<p>How important for your company is a flight connection in worldwide</p> <p>very important [1]</p> <p>important [2]</p> <p>less important [3]</p> <p>unimportant [4]</p>	Importance of flight connections worldwide

Time span of variable

2010	2011	2012	2013	2014	2015	2016	2017	2018	2019
			WEST OST						

No.	Name	Label	Survey period	Survey frequency
-----	------	-------	---------------	------------------

3.4.160)	han_id2	identification number (part2)	West 01/1990 to 01/2006 East and West since 02/2006	monthly survey monthly survey
----------	---------	-------------------------------	--	----------------------------------

1990	1991	1992	1993	1994	1995	1996	1997	1998	1999	Further information
WEST										identification number (part2) 2 digits
2000	2001	2002	2003	2004	2005	2006	2007	2008	2009	
WEST										
						EAST				
2010	2011	2012	2013	2014	2015	2016	2017	2018	2019	
WEST										
EAST										

No.	Name	Label	Survey period	Survey frequency
-----	------	-------	---------------	------------------

3.4.161)	han_id3	identification number (part3)	West 01/1990 to 01/2006 East and West since 02/2006	monthly survey monthly survey
----------	---------	-------------------------------	--	----------------------------------

1990	1991	1992	1993	1994	1995	1996	1997	1998	1999	Further information
WEST										identification number (part3) 2 digits
2000	2001	2002	2003	2004	2005	2006	2007	2008	2009	
WEST										
						EAST				
2010	2011	2012	2013	2014	2015	2016	2017	2018	2019	
WEST										
EAST										

No.	Name	Label	Survey period	Survey frequency
-----	------	-------	---------------	------------------

3.4.162)	han_latecomer	N=latecomer	West 01/1990 to 03/2004	monthly survey
----------	---------------	-------------	-------------------------	----------------

1990	1991	1992	1993	1994	1995	1996	1997	1998	1999	Further information
WEST										Latecomer
[N]										
2000	2001	2002	2003	2004	2005	2006	2007	2008	2009	Questionnaires that arrived at the ifo-institute after the target date for the evaluation
WEST										
2010	2011	2012	2013	2014	2015	2016	2017	2018	2019	

No.	Name	Label	Survey period	Survey frequency
3.4.163)	han_minim1	minimum wage q1	East and West 11/2014	once

Wording of question

11/2014	Further information
<p>1. 01/01/2015 the general minimum wage policy will be implemented. Is your company affected by this?</p> <p><input type="checkbox"/> yes[1]    <input type="checkbox"/> no[2]</p>	

Time span of variable

1980	1981	1982	1983	1984	1985	1986	1987	1988	1989
1990	1991	1992	1993	1994	1995	1996	1997	1998	1999
2000	2001	2002	2003	2004	2005	2006	2007	2008	2009
2010	2011	2012	2013	2014	2015	2016	2017	2018	2019
<div style="display: inline-block; border: 1px solid black; padding: 2px;">WEST</div> <div style="display: inline-block; border: 1px solid black; padding: 2px;">EAST</div>									

No.	Name	Label	Survey period	Survey frequency
3.4.164)	han_minim2	minimum wage q2	East and West 11/2014	once

Wording of question

11/2014	Further information
<p>01/01/2015 the general minimum wage policy will be implemented. Is your company affected by this?</p> <p><input type="checkbox"/> yes    <input type="checkbox"/> no</p> <p>2. If yes: With which measures will you likely react to the minimum wage?</p> <p><input type="checkbox"/> [1] No measures necessary or scheduled</p>	

Time span of variable

1980	1981	1982	1983	1984	1985	1986	1987	1988	1989
1990	1991	1992	1993	1994	1995	1996	1997	1998	1999



2000	2001	2002	2003	2004	2005	2006	2007	2008	2009
2010	2011	2012	2013	2014	2015	2016	2017	2018	2019
				WEST					
				EAST					

No.	Name	Label	Survey period	Survey frequency
3.4.165)	han_minim3	minimum wage q3	East and West 11/2014	once

Wording of question

<p>11/2014</p> <p>01/01/2015 the general minimum wage policy will be implemented. Is your company affected by this?</p> <p><input type="checkbox"/> yes    <input type="checkbox"/> no</p> <p>2. If yes: With which measures will you likely react to the minimum wage?</p> <p><input type="text"/> [1] personnel cuts</p>	Further information
--	---------------------

Time span of variable

1980	1981	1982	1983	1984	1985	1986	1987	1988	1989
1990	1991	1992	1993	1994	1995	1996	1997	1998	1999
2000	2001	2002	2003	2004	2005	2006	2007	2008	2009
2010	2011	2012	2013	2014	2015	2016	2017	2018	2019
				WEST					
				EAST					

No.	Name	Label	Survey period	Survey frequency
3.4.166)	han_minim4	minimum wage q4	East and West 11/2014	once

Wording of question

<p>11/2014</p> <p>01/01/2015 the general minimum wage policy will be implemented. Is your company affected by this?</p> <p><input type="checkbox"/> yes    <input type="checkbox"/> no</p> <p>2. If yes: With which measures will you likely react to the minimum wage?</p> <p><input type="text"/> [1] reduction of working hours</p>	Further information
--	---------------------

Time span of variable

1980	1981	1982	1983	1984	1985	1986	1987	1988	1989
1990	1991	1992	1993	1994	1995	1996	1997	1998	1999

2000	2001	2002	2003	2004	2005	2006	2007	2008	2009
2010	2011	2012	2013	2014	2015	2016	2017	2018	2019
				WEST					
				EAST					

No.	Name	Label	Survey period	Survey frequency
3.4.167)	han_minim5	minimum wage q5	East and West 11/2014	once

Wording of question

<p>11/2014</p> <p>01/01/2015 the general minimum wage policy will be implemented. Is your company affected by this?</p> <p><input type="checkbox"/> yes    <input type="checkbox"/> no</p> <p>2. If yes: With which measures will you likely react to the minimum wage?</p> <p><input type="text"/> [1] increase in prices</p>	Further information
--	---------------------

Time span of variable

1980	1981	1982	1983	1984	1985	1986	1987	1988	1989
1990	1991	1992	1993	1994	1995	1996	1997	1998	1999
2000	2001	2002	2003	2004	2005	2006	2007	2008	2009
2010	2011	2012	2013	2014	2015	2016	2017	2018	2019
				WEST					
				EAST					

No.	Name	Label	Survey period	Survey frequency
3.4.168)	han_minim6	minimum wage q6	East and West 11/2014	once

Wording of question

<p>11/2014</p> <p>01/01/2015 the general minimum wage policy will be implemented. Is your company affected by this?</p> <p><input type="checkbox"/> yes    <input type="checkbox"/> no</p> <p>2. If yes: With which measures will you likely react to the minimum wage?</p> <p><input type="text"/> [1] reduction of investment</p>	Further information
---	---------------------

Time span of variable

1980	1981	1982	1983	1984	1985	1986	1987	1988	1989
------	------	------	------	------	------	------	------	------	------

1990	1991	1992	1993	1994	1995	1996	1997	1998	1999
2000	2001	2002	2003	2004	2005	2006	2007	2008	2009
2010	2011	2012	2013	2014	2015	2016	2017	2018	2019
				WEST					
				EAST					

No.	Name	Label	Survey period	Survey frequency
3.4.169)	han_minim7	minimum wage q7	East and West 11/2014	once

Wording of question

<p>11/2014</p> <p>01/01/2015 the general minimum wage policy will be implemented. Is your company affected by this?</p> <p><input type="checkbox"/> yes      <input type="checkbox"/> no</p> <p>2. If yes: With which measures will you likely react to the minimum wage?</p> <p><input type="text"/> [1] reduction of special payments</p>	Further information
---	---------------------

Time span of variable

1980	1981	1982	1983	1984	1985	1986	1987	1988	1989
1990	1991	1992	1993	1994	1995	1996	1997	1998	1999
2000	2001	2002	2003	2004	2005	2006	2007	2008	2009
2010	2011	2012	2013	2014	2015	2016	2017	2018	2019
				WEST					
				EAST					

No.	Name	Label	Survey period	Survey frequency
3.4.170)	han_minim8	minimum wage q8	East and West 11/2014	once

Wording of question

<p>11/2014</p> <p>01/01/2015 the general minimum wage policy will be implemented. Is your company affected by this?</p> <p><input type="checkbox"/> yes      <input type="checkbox"/> no</p> <p>2. If yes: With which measures will you likely react to the minimum wage?</p> <p><input type="text"/> [1] other</p>	Further information
---	---------------------

Time span of variable

1980	1981	1982	1983	1984	1985	1986	1987	1988	1989
------	------	------	------	------	------	------	------	------	------

1990	1991	1992	1993	1994	1995	1996	1997	1998	1999
2000	2001	2002	2003	2004	2005	2006	2007	2008	2009
2010	2011	2012	2013	2014	2015	2016	2017	2018	2019
				WEST					
				EAST					

No.	Name	Label	Survey period	Survey frequency
-----	------	-------	---------------	------------------

3.4.171) **han\_questpercansw31** % to busvolm higher West 01/1990 to 01/2002 monthly survey

Time span of variable

1990	1991	1992	1993	1994	1995	1996	1997	1998	1999	Further information Percentage of department stores whose business volume is "higher" than previous month see 2.3) busvolm
WEST										
2000	2001	2002	2003	2004	2005	2006	2007	2008	2009	
WEST										

No.	Name	Label	Survey period	Survey frequency
-----	------	-------	---------------	------------------

3.4.172) **han\_questpercansw32** % to busvolm as high as last year West 01/1990 to 01/2002 monthly survey

Time span of variable

1990	1991	1992	1993	1994	1995	1996	1997	1998	1999	Further information Percentage of department stores whose business volume is "about the same" compared to previous month see 2.3) busvolm
WEST										
2000	2001	2002	2003	2004	2005	2006	2007	2008	2009	
WEST										

No.	Name	Label	Survey period	Survey frequency
-----	------	-------	---------------	------------------

3.4.173) **han\_questpercansw33** % to busvolm lower West 01/1990 to 01/2002 monthly survey

Time span of variable

1990	1991	1992	1993	1994	1995	1996	1997	1998	1999	Further information Percentage of department stores whose business volume is "lower" than previous month see 2.3) busvolm
WEST										
2000	2001	2002	2003	2004	2005	2006	2007	2008	2009	
WEST										

No.	Name	Label	Survey period	Survey frequency
-----	------	-------	---------------	------------------

3.4.174) **han\_totu** total turnover West von 10/2000 to 10/2005 East von 10/1998 to 10/2005 East and West von 11/2006 annual survey, Oct annual survey, Oct annual survey, Nov

Wording of question

West 10/2000					Further information Total turnover Since October 2001: uniform size class for Eastern and Western Germany
Last year our total turnover was					
	less than 1/2 MM DM			[1]	
	1/2 - 1 " "			[2]	
	1 - 2 " "			[3]	

2 - 5	"	"		[4]
5 - 10	"	"		[5]
10 - 50	"	"		[6]
50 - 100	"	"		[7]
more than 100	"	"		[8]

This data, which is inquired once a year, is needed for weighting purposes

East 10/1998 to 10/2000

Last year the size range of our revenue (without sales tax) was

< 500 000 DM		[1]
DM 500 000 to 1 million		[2]
1 to < 2 M DM		[3]
2 to < 5 M DM		[4]
5 to < 10 M DM		[5]
10 to < 25 M DM		[6]
25 M DM and more		[7]

10/2001

Last business year our total turnover was (in DM):

less than 0,5 M		[1]
0.5 - 1.0 "		[2]
1.0 - 2.0 "		[3]
2.0 - 5.0 "		[4]
5.0 - 10.0 M		[5]
10.0 - 25.0 "		[6]
25.0 - 50.0 "		[7]
50.0 - 100.0 "		[8]
more than 100 M		[9]

since 10/2002 to 10/2005, since 11/2006 to 11/2008

Last business year our total turnover was (in Euro):

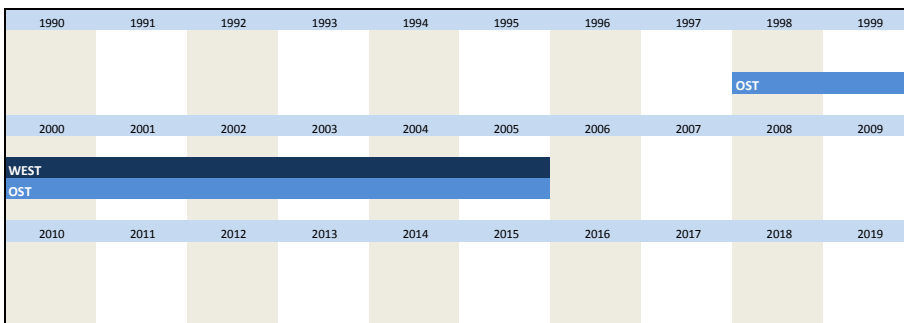
less than 0,25 M		[1]
0.25 - 0.5 "		[2]
0.5 - 1.0 "		[3]
1.0 - 2.5 "		[4]
2.5 - 5.0 M		[5]
5.0 - 12.5 "		[6]
12.5 - 25.0 "		[7]
25.0 - 50.0 "		[8]
more than 50 M		[9]

since 11/2009

Last business year our total turnover was (in Euro):

less than 0,25 M		[1]
0.25 - 0.5		[2]
0.5 - 1.0		[3]
1.0 - 2.5		[4]
2.5 - 5.0		[5]
5.0 - 12.5 M		[6]
12.5 - 25.0		[7]
25.0 - 50.0		[8]
50.0 - 1.0 bn		[9]
more than 1.0 bn		[10]

Time span of variable



No.	Name	Label	Survey period	Survey frequency
3.4.175)	han_weight	weight	West 01/1990 to 01/2006 East and West since 02/2006	monthly survey monthly survey

Year	1990	1991	1992	1993	1994	1995	1996	1997	1998	1999	Further information
WEST	Active	Active	Active	Active	Active	Active	Active	Active	Active	Active	Weight
											West 01/1990 to 01/2006 Weight from [1] to [99]

WEST										East and West since 02/2006 Weight from [1] to [12]
OST										
2010	2011	2012	2013	2014	2015	2016	2017	2018	2019	
WEST										
OST										

No.	Name	Label	Survey period	Survey frequency
3.4.176)	han_westeast	western eastern	West 01/1990 to 01/2006 East and West since 02/2006	monthly survey monthly survey

1990	1991	1992	1993	1994	1995	1996	1997	1998	1999	Further information
WEST										
EAST										Difference between Western and Eastern survey
2000	2001	2002	2003	2004	2005	2006	2007	2008	2009	
WEST										
EAST										
2010	2011	2012	2013	2014	2015	2016	2017	2018	2019	
WEST										
EAST										

No.	Name	Label	Survey period	Survey frequency
3.4.177)	vg_bastlack	lack of back staff	West 10/1985 to 10/1995	Jan, Apr, Jul, Oct

**Wording of question**

10/1985 to 12/1995	Further information
Our domestic production of XY is currently constrained. If yes, by following factors:  lack of manpower back staff [1] <input type="text"/>	
	Lack of back staff

**Time span of variable**

1980	1981	1982	1983	1984	1985	1986	1987	1988	1989	WEST
1990	1991	1992	1993	1994	1995	1996	1997	1998	1999	WEST
2000	2001	2002	2003	2004	2005	2006	2007	2008	2009	
2010	2011	2012	2013	2014	2015	2016	2017	2018	2019	


No.	Name	Label	Survey period	Survey frequency
3.4.178)	vg_comexp_sl	expected commercial (VAS)	West since 08/2005 East since 08/2005	monthly survey monthly survey

**Wording of question**

since 08/2005	Further information
<b>Expectations for the next 6 months</b> In cyclical regards our state of business for XY will	
<p style="text-align: center;"> <span style="margin-right: 100px;">0- be rather less favourable</span> <span style="margin-right: 100px;">50-stay about the same</span> <span>100-rather more favourable</span> </p>	Expected commercial (VAS)

Other than the variable 2.11) **comexp** the expected commercial is rated based on a visual analog scale

Time span of variable



No.	Name	Label	Survey period	Survey frequency
3.4.179)	vg_compos1	national competitive position	East and West 08/1994 to 11/2001 East and West since 01/2002	Feb, May, Aug, Nov Jan, Apr, Jul, Oct

Wording of question

08/1994 to 11/2001

No questionnaires for the East available

---

08/1994 to 05/2001 and

During the last 3 months our competitive position for XY on the **domestic market**

improved [1]                 

has not changed [2]                 

declined [3]                 

---

since 08/2001

During the last 3 months our competitive position for XY on the domestic market [...] compared to the 3 prior months.

improved [1]                 

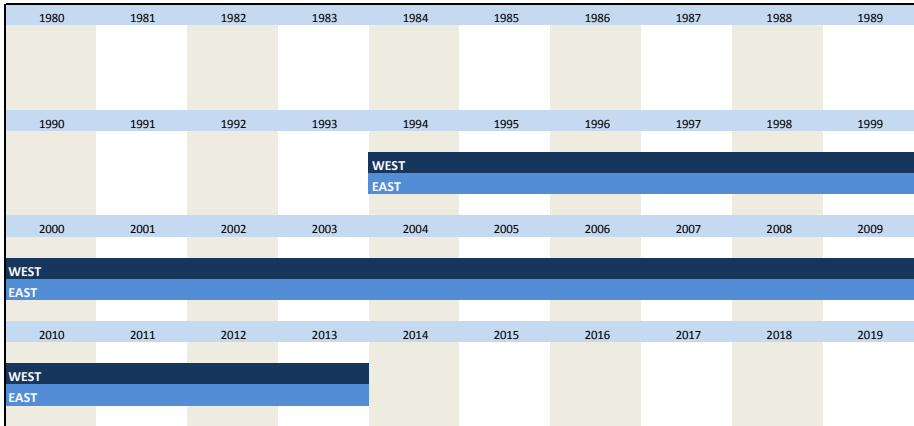
has not changed [2]                 

declined [3]                 

Further information

National competitive position

Time span of variable

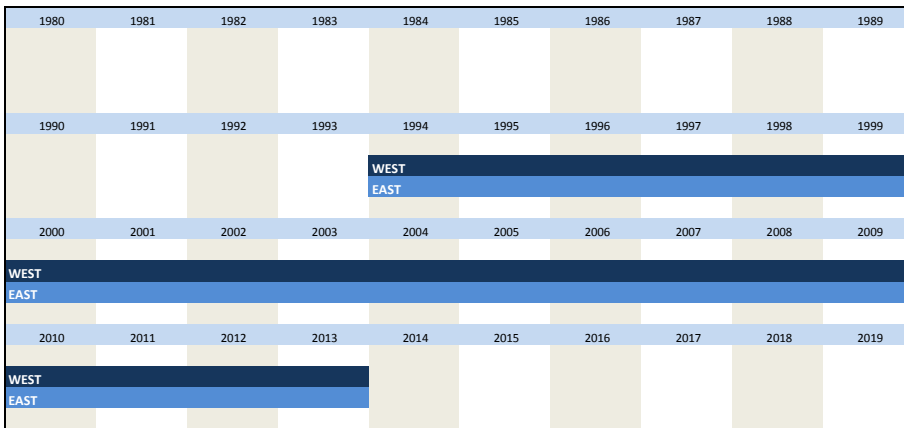


No.	Name	Label	Survey period	Survey frequency
3.4.180)	vg_compos2	EU competitive position	East and West 08/1994 to 11/2001 East and West since 01/2002	Feb, May, Aug, Nov Jan, Apr, Jul, Oct

Wording of question

08/1994 to 11/2001	Further information
No questionnaires for the East available	EU competitive position
08/1994 to 05/2001 and	
During the last three months our competitive position for XY on the <b>foreign markets inside</b> of the European Union	
<div style="display: flex; align-items: center;"> <div style="margin-right: 20px;"> <p>improved [1]</p> <p>has not changed [2]</p> <p>declined [3]</p> <p>no export [4]</p> </div> </div>	
since 08/2001	
During the last three months our competitive position for XY on the <b>foreign markets inside</b> of the European Union [...] compared to the prior 3 months	
<div style="display: flex; align-items: center;"> <div style="margin-right: 20px;"> <p>improved [1]</p> <p>has not changed [2]</p> <p>declined [3]</p> <p>no export [4]</p> </div> </div>	

Time span of variable



No.	Name	Label	Survey period	Survey frequency
-----	------	-------	---------------	------------------

3.4.181)	vg_comppos3	competitive position abroad	East and West 08/1994 to 11/2001 East and West since 01/2002	Feb, May, Aug, Nov Jan, Apr, Jul, Oct
----------	-------------	-----------------------------	---	--

Wording of question

08/1994 to 11/2001	Further information																				
No questionnaires for the East available	Competitive position abroad																				
08/1994 to 05/2001 and																					
During the last three months our competitive position for XY on the <b>foreign markets outside</b> of the European Union																					
<div style="display: flex; align-items: center;"> <div style="margin-right: 20px;"> <p>improved [1]</p> <p>has not changed [2]</p> <p>declined [3]</p> <p>no export [4]</p> </div> </div>																					
since 08/2001																					
During the last three months our competitive position for XY on the <b>foreign markets outside</b> of the European Union [...] compared to the prior 3 months																					
<div style="display: flex; align-items: center;"> <div style="margin-right: 20px;"> <p>improved [1]</p> <p>has not changed [2]</p> <p>declined [3]</p> <p>no export [4]</p> </div> </div>																					
Time span of variable																					
<table border="1"> <thead> <tr> <th>1980</th><th>1981</th><th>1982</th><th>1983</th><th>1984</th><th>1985</th><th>1986</th><th>1987</th><th>1988</th><th>1989</th> </tr> </thead> <tbody> <tr> <td></td><td></td><td></td><td></td><td></td><td></td><td></td><td></td><td></td><td></td> </tr> </tbody> </table>	1980	1981	1982	1983	1984	1985	1986	1987	1988	1989											
1980	1981	1982	1983	1984	1985	1986	1987	1988	1989												



1990	1991	1992	1993	1994	1995	1996	1997	1998	1999
				WEST					
				EAST					
2000	2001	2002	2003	2004	2005	2006	2007	2008	2009
				WEST					
				EAST					
2010	2011	2012	2013	2014	2015	2016	2017	2018	2019
			WEST						
			EAST						

No.	Name	Label	Survey period	Survey frequency
3.4.182)	vg_csai_lq	percentage change of sales in field xy - last quarter	East and West since 12/2012	quarterly survey

**Wording of question**

<p>since 12/2012</p> <p><b>By what percentage did your sales change in quartal "i"*</b></p> <p>change by: <input type="text"/> % (please insert positive or negative integral numbers) [1]</p> <p>I don't know [3] <input type="text"/></p>	<p><b>Further information</b></p> <p>Percentage change of sales in field XY - last quarter</p> <p>**"i" either denotes the previous quarter or the current quarter</p> <p>Example:</p> <p>If the question was posed at the beginning of the fourth quarter the question refers to the previous third quarter. If it is posed at the end of the second quarter, it refers to the second quarter</p>
---	--

**Time span of variable**

1980	1981	1982	1983	1984	1985	1986	1987	1988	1989
1990	1991	1992	1993	1994	1995	1996	1997	1998	1999
2000	2001	2002	2003	2004	2005	2006	2007	2008	2009
2010	2011	2012	2013	2014	2015	2016	2017	2018	2019
			WEST						
			EAST						

**Further notes:**

[1] = A value was stated

[3] = "I don't know" was stated

No.	Name	Label	Survey period	Survey frequency
3.4.183)	vg_csai_lq_v	values: percentage change of sales in field xy - last quarter	East and West since 12/2012	quarterly survey

**Wording of question**

<p>since 12/2012</p> <p><b>By what percentage did your sales change in quartal "i"*</b></p> <p>change by: <input type="text"/> % (please insert positive or negative integral numbers)</p>	<p><b>Further information</b></p> <p>Values: percentage change of sales in field XY - last quarter</p> <p>**"i" either denotes the previous quarter or the current quarter</p> <p>Example:</p>
--	--

**Time span of variable**

1980	1981	1982	1983	1984	1985	1986	1987	1988	1989
1990	1991	1992	1993	1994	1995	1996	1997	1998	1999
2000	2001	2002	2003	2004	2005	2006	2007	2008	2009

If the question was posed at the beginning of the fourth quarter the question refers to the previous third quarter. If it is posed at the end of the second quarter, it refers to the second quarter

2010	2011	2012	2013	2014	2015	2016	2017	2018	2019
		WEST							
		EAST							

No.	Name	Label	Survey period	Survey frequency
3.4.184)	vg_csal_nqac	average case//percentage change of sales in field xy - next quarter	East and West since 12/2012	quarterly survey

**Wording of question**

<p>since 12/2012</p> <p><b>By what percentage are your sales going to change in quarter "k"??</b></p> <p>average case: <input type="text"/> % (please insert positive or negative integral numbers) [1]</p> <p>I don't know [3] <input type="text"/></p>	<p><b>Further information</b></p> <p>Change of sales in field XY next quarter (average case)</p> <p>***"k" either denotes the following quarter or the current quarter Example:</p> <p>If the question was posed at the end of the fourth quarter, the the question refers to the following first quarter. If it is posed at the beginning of the second quarter it refers to the second quarter</p>
--	--

**Time span of variable**

1980	1981	1982	1983	1984	1985	1986	1987	1988	1989
1990	1991	1992	1993	1994	1995	1996	1997	1998	1999
2000	2001	2002	2003	2004	2005	2006	2007	2008	2009
2010	2011	2012	2013	2014	2015	2016	2017	2018	2019
		WEST							
		EAST							

**Further notes:**  
[1] = A value was stated  
[3] = "I don't know" was stated

No.	Name	Label	Survey period	Survey frequency
3.4.185)	vg_csal_nqac_v	values: average case//percentage change of sales in field xy - next quarter	East and West since 12/2012	quarterly survey

**Wording of question**

<p>since 12/2012</p> <p><b>By what percentage are your sales going to change in quarter "k"??</b></p> <p>average case: <input type="text"/> % (please insert positive or negative integral numbers)</p>	<p><b>Further information</b></p> <p>Denotation of values: Change of sales in field XY next quarter (average case)</p> <p>***"k" either denotes the following quarter or the current quarter Example:</p> <p>If the question was posed at the end of the fourth quarter, the the question refers to the following first quarter. If it is posed at the beginning of the second quarter it refers to the second quarter</p>
---	--

**Time span of variable**

1980	1981	1982	1983	1984	1985	1986	1987	1988	1989
1990	1991	1992	1993	1994	1995	1996	1997	1998	1999
2000	2001	2002	2003	2004	2005	2006	2007	2008	2009
2010	2011	2012	2013	2014	2015	2016	2017	2018	2019
		WEST							
		EAST							

No.	Name	Label	Survey period	Survey frequency
3.4.186)	vg_csal_nqbc	best case//percentage change of sales in field xy - next quarter	East and West since 12/2012	quarterly survey

**Wording of question**

since 12/2012  <b>By what percentage are your sales going to change in quarter "k"??</b>  best case: <input type="text"/> % (please insert positive or negative integral numbers) [1]  I don't know [3] <input type="text"/>	<b>Further information</b>  Change of sales in field XY next quarter (best case)  **"k" either denotes the following quarter or the current quarter Example:  If the question was posed at the end of the fourth quarter, the the question refers to the following first quarter. If it is posed at the beginning of the second quarter it refers to the second quarter  <b>Further notes:</b> [1] = A value was stated [3] = "I don't know" was stated																																																												
<b>Time span of variable</b>																																																													
<table border="1"> <tr><td>1980</td><td>1981</td><td>1982</td><td>1983</td><td>1984</td><td>1985</td><td>1986</td><td>1987</td><td>1988</td><td>1989</td></tr> <tr><td>1990</td><td>1991</td><td>1992</td><td>1993</td><td>1994</td><td>1995</td><td>1996</td><td>1997</td><td>1998</td><td>1999</td></tr> <tr><td>2000</td><td>2001</td><td>2002</td><td>2003</td><td>2004</td><td>2005</td><td>2006</td><td>2007</td><td>2008</td><td>2009</td></tr> <tr><td>2010</td><td>2011</td><td>2012</td><td>2013</td><td>2014</td><td>2015</td><td>2016</td><td>2017</td><td>2018</td><td>2019</td></tr> <tr><td></td><td></td><td>WEST</td><td></td><td></td><td></td><td></td><td></td><td></td><td></td></tr> <tr><td></td><td></td><td>EAST</td><td></td><td></td><td></td><td></td><td></td><td></td><td></td></tr> </table>	1980	1981	1982	1983	1984	1985	1986	1987	1988	1989	1990	1991	1992	1993	1994	1995	1996	1997	1998	1999	2000	2001	2002	2003	2004	2005	2006	2007	2008	2009	2010	2011	2012	2013	2014	2015	2016	2017	2018	2019			WEST										EAST								
1980	1981	1982	1983	1984	1985	1986	1987	1988	1989																																																				
1990	1991	1992	1993	1994	1995	1996	1997	1998	1999																																																				
2000	2001	2002	2003	2004	2005	2006	2007	2008	2009																																																				
2010	2011	2012	2013	2014	2015	2016	2017	2018	2019																																																				
		WEST																																																											
		EAST																																																											

No.	Name	Label	Survey period	Survey frequency
3.4.187)	vg_csal_nqbc_v	values: best case//percentage change of sales in field xy - next quarter	East and West since 12/2012	quarterly survey

**Wording of question**

since 12/2012  <b>By what percentage are your sales going to change in quarter "k"??</b>  best case: <input type="text"/> % (please insert positive or negative integral numbers)	<b>Further information</b>  Denotation of values: Change of sales in field XY next quarter (best case)  **"k" either denotes the following quarter or the current quarter Example:  If the question was posed at the end of the fourth quarter, the the question refers to the following first quarter. If it is posed at the beginning of the second quarter it refers to the second quarter																																																												
<b>Time span of variable</b>																																																													
<table border="1"> <tr><td>1980</td><td>1981</td><td>1982</td><td>1983</td><td>1984</td><td>1985</td><td>1986</td><td>1987</td><td>1988</td><td>1989</td></tr> <tr><td>1990</td><td>1991</td><td>1992</td><td>1993</td><td>1994</td><td>1995</td><td>1996</td><td>1997</td><td>1998</td><td>1999</td></tr> <tr><td>2000</td><td>2001</td><td>2002</td><td>2003</td><td>2004</td><td>2005</td><td>2006</td><td>2007</td><td>2008</td><td>2009</td></tr> <tr><td>2010</td><td>2011</td><td>2012</td><td>2013</td><td>2014</td><td>2015</td><td>2016</td><td>2017</td><td>2018</td><td>2019</td></tr> <tr><td></td><td></td><td>WEST</td><td></td><td></td><td></td><td></td><td></td><td></td><td></td></tr> <tr><td></td><td></td><td>EAST</td><td></td><td></td><td></td><td></td><td></td><td></td><td></td></tr> </table>	1980	1981	1982	1983	1984	1985	1986	1987	1988	1989	1990	1991	1992	1993	1994	1995	1996	1997	1998	1999	2000	2001	2002	2003	2004	2005	2006	2007	2008	2009	2010	2011	2012	2013	2014	2015	2016	2017	2018	2019			WEST										EAST								
1980	1981	1982	1983	1984	1985	1986	1987	1988	1989																																																				
1990	1991	1992	1993	1994	1995	1996	1997	1998	1999																																																				
2000	2001	2002	2003	2004	2005	2006	2007	2008	2009																																																				
2010	2011	2012	2013	2014	2015	2016	2017	2018	2019																																																				
		WEST																																																											
		EAST																																																											

No.	Name	Label	Survey period	Survey frequency
3.4.188)	vg_csal_nqwc	worst case//percentage change of sales in field xy - next quarter	East and West since 12/2012	quarterly survey

**Wording of question**

since 12/2012  <b>By what percentage are your sales going to change in quarter "k"??</b>  worst case: <input type="text"/> % (please insert positive or negative integral numbers) [1]  I don't know [3] <input type="text"/>	<b>Further information</b>  Change of sales in field XY next quarter (worst case)  **"k" either denotes the following quarter or the current quarter Example:  If the question was posed at the end of the fourth quarter, the the question refers to the following first quarter. If it is posed at the beginning of the second quarter it refers to the second quarter
---	---

Time span of variable

1980	1981	1982	1983	1984	1985	1986	1987	1988	1989
1990	1991	1992	1993	1994	1995	1996	1997	1998	1999
2000	2001	2002	2003	2004	2005	2006	2007	2008	2009
2010	2011	2012	2013	2014	2015	2016	2017	2018	2019

WEST  
EAST

Further notes:  
[1] = A value was stated  
[3] = "I don't know" was stated

No.	Name	Label	Survey period	Survey frequency
3.4.189)	vg_csal_nqwc_v	values: worst case//percentage change of sales in field xy - next quarter	East and West since 12/2012	quarterly survey

Wording of question

since 12/2012

**By what percentage are your sales going to change in quarter "k"??**

worst case:  % (please insert positive or negative integral numbers)

Further information

Denotation of values: Change of sales in field XY next quarter (worst case)

\*\*"k" either denotes the following quarter or the current quarter

Example:

Time span of variable

1980	1981	1982	1983	1984	1985	1986	1987	1988	1989
1990	1991	1992	1993	1994	1995	1996	1997	1998	1999
2000	2001	2002	2003	2004	2005	2006	2007	2008	2009
2010	2011	2012	2013	2014	2015	2016	2017	2018	2019

WEST  
EAST

If the question was posed at the end of the fourth quarter, the question refers to the following first quarter. If it is posed at the beginning of the second quarter it refers to the second quarter

No.	Name	Label	Survey period	Survey frequency
3.4.190)	vg_diffsup1	difficulties of supply	West 08/1981 to 02/1993	Feb, May, Aug, Nov

Wording of question

since 08/1981

**Feedstock**

Our stock of the most important raw materials and pre-materials to produce XY is currently [...]

**if relatively high:**

We currently have a high stock because of

difficulties of supply [1]

Further information

difficulties of supply

\*\*"currently" since 02/1988

Not inquired in November 1981

Time span of variable

1980	1981	1982	1983	1984	1985	1986	1987	1988	1989
1990	1991	1992	1993	1994	1995	1996	1997	1998	1999

WEST

WEST									
2000	2001	2002	2003	2004	2005	2006	2007	2008	2009
2010	2011	2012	2013	2014	2015	2016	2017	2018	2019

No.	Name	Label	Survey period	Survey frequency
3.4.191)	vg_diffsup2	difficulties of supply	West 08/1981 to 02/1993	Feb, May, Aug, Nov

**Wording of question**

<p>since 08/1981</p> <p><b>Feedstock</b> Our stock of the most important raw materials and pre-materials to produce XY is currently [...]</p> <p><b>if relatively low:</b> The feedstock became scarce due to</p> <p style="text-align: center;">difficulties of supply [1] <input type="text"/></p>	<p><b>Further information</b></p> <p>Difficulties of supply</p> <p>Not inquired in November 1981</p>
--	--

**Time span of variable**

1980	1981	1982	1983	1984	1985	1986	1987	1988	1989
WEST									
1990	1991	1992	1993	1994	1995	1996	1997	1998	1999
WEST									
2000	2001	2002	2003	2004	2005	2006	2007	2008	2009
2010	2011	2012	2013	2014	2015	2016	2017	2018	2019

No.	Name	Label	Survey period	Survey frequency
3.4.192)	vg_einf_inno	expected influence of climate change on innovations	East and West 02/2013	once

**Wording of question**

<p>02/2013</p> <p>How do you evaluate the influence of the forecasted climate change on following sectors of your company?</p> <table border="1" style="margin-left: auto; margin-right: auto;"> <tr> <td>positive influence [1]</td> <td>no influence [2]</td> <td>negative influence [3]</td> <td>not specified [4]</td> </tr> </table> <p style="text-align: center;">innovations</p>	positive influence [1]	no influence [2]	negative influence [3]	not specified [4]	<p><b>Further information</b></p> <p>Expected influence of climate change on innovations</p>
positive influence [1]	no influence [2]	negative influence [3]	not specified [4]		

**Time span of variable**

1980	1981	1982	1983	1984	1985	1986	1987	1988	1989
1990	1991	1992	1993	1994	1995	1996	1997	1998	1999

2000	2001	2002	2003	2004	2005	2006	2007	2008	2009
2010	2011	2012	2013	2014	2015	2016	2017	2018	2019
			WEST						
			EAST						

No.	Name	Label	Survey period	Survey frequency
3.4.193)	vg_einf_log	expected influence of climate change on logistics	East and West 02/2013	once

**Wording of question**

02/2013	Further information								
<p>How do you evaluate the influence of the forecasted climate change on following sectors of your company?</p> <p>logistics</p> <table border="1"> <tr> <td>positive influence [1]</td> <td>no influence [2]</td> <td>negative influence [3]</td> <td>not specified [4]</td> </tr> <tr> <td></td> <td></td> <td></td> <td></td> </tr> </table>	positive influence [1]	no influence [2]	negative influence [3]	not specified [4]					Expected influence of climate change on logistics
positive influence [1]	no influence [2]	negative influence [3]	not specified [4]						

**Time span of variable**

1980	1981	1982	1983	1984	1985	1986	1987	1988	1989
1990	1991	1992	1993	1994	1995	1996	1997	1998	1999
2000	2001	2002	2003	2004	2005	2006	2007	2008	2009
2010	2011	2012	2013	2014	2015	2016	2017	2018	2019
			WEST						
			EAST						

No.	Name	Label	Survey period	Survey frequency
3.4.194)	vg_einf_pers	expected influence of climate change on personnel	East and West 02/2013	once

**Wording of question**

02/2013	Further information								
<p>How do you evaluate the influence of the forecasted climate change on following sectors of your company?</p> <p>personnel</p> <table border="1"> <tr> <td>positive influence [1]</td> <td>no influence [2]</td> <td>negative influence [3]</td> <td>not specified [4]</td> </tr> <tr> <td></td> <td></td> <td></td> <td></td> </tr> </table>	positive influence [1]	no influence [2]	negative influence [3]	not specified [4]					Expected influence of climate change on personnel
positive influence [1]	no influence [2]	negative influence [3]	not specified [4]						

**Time span of variable**

1980	1981	1982	1983	1984	1985	1986	1987	1988	1989
1990	1991	1992	1993	1994	1995	1996	1997	1998	1999
2000	2001	2002	2003	2004	2005	2006	2007	2008	2009
2010	2011	2012	2013	2014	2015	2016	2017	2018	2019

		WEST			
		EAST			

No.	Name	Label	Survey period	Survey frequency
-----	------	-------	---------------	------------------

3.4.195) **vg\_einf\_prod** expected influence of climate change on production East and West 02/2013 once

**Wording of question**

<p>02/2013</p> <p>How do you evaluate the influence of the forecasted climate change on following sectors of your company?</p> <table border="1" style="margin-left: auto; margin-right: auto;"> <tr> <td style="text-align: center;">positive influence [1]</td> <td style="text-align: center;">no influence [2]</td> <td style="text-align: center;">negative influence [3]</td> <td style="text-align: center;">not specified [4]</td> </tr> <tr> <td style="text-align: center;">production</td> <td></td> <td></td> <td></td> </tr> </table>	positive influence [1]	no influence [2]	negative influence [3]	not specified [4]	production				<p><b>Further information</b></p> <p>Expected influence of climate change on production</p>
positive influence [1]	no influence [2]	negative influence [3]	not specified [4]						
production									

**Time span of variable**

1980	1981	1982	1983	1984	1985	1986	1987	1988	1989
1990	1991	1992	1993	1994	1995	1996	1997	1998	1999
2000	2001	2002	2003	2004	2005	2006	2007	2008	2009
2010	2011	2012	2013	2014	2015	2016	2017	2018	2019

	WEST
	EAST

No.	Name	Label	Survey period	Survey frequency
-----	------	-------	---------------	------------------

3.4.196) **vg\_einf\_pur** expected influence of climate change on purchases East and West 02/2013 once

**Wording of question**

<p>02/2013</p> <p>How do you evaluate the influence of the forecasted climate change on following sectors of your company?</p> <table border="1" style="margin-left: auto; margin-right: auto;"> <tr> <td style="text-align: center;">positive influence [1]</td> <td style="text-align: center;">no influence [2]</td> <td style="text-align: center;">negative influence [3]</td> <td style="text-align: center;">not specified [4]</td> </tr> <tr> <td style="text-align: center;">purchases</td> <td></td> <td></td> <td></td> </tr> </table>	positive influence [1]	no influence [2]	negative influence [3]	not specified [4]	purchases				<p><b>Further information</b></p> <p>Expected influence of climate change on purchases</p>
positive influence [1]	no influence [2]	negative influence [3]	not specified [4]						
purchases									

**Time span of variable**

1980	1981	1982	1983	1984	1985	1986	1987	1988	1989
1990	1991	1992	1993	1994	1995	1996	1997	1998	1999
2000	2001	2002	2003	2004	2005	2006	2007	2008	2009
2010	2011	2012	2013	2014	2015	2016	2017	2018	2019

	WEST
	EAST

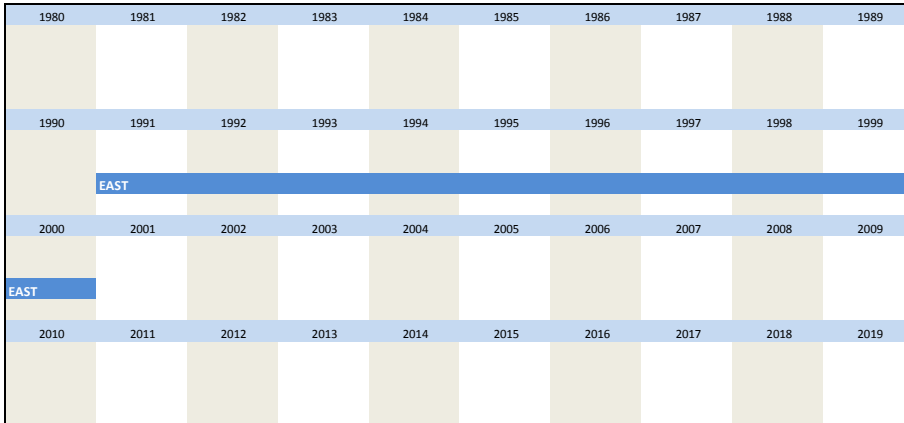




Wording of question

01/1991 to 12/2000	Further information
There are no questionnaires for the East available. The following wording is taken from previous lists of variables	Decrease of employees for the production in %
01/1991 to 12/2000	
During the next 3 months the number of employees assigned to the production of XY will [...] in cyclical regards - therefore by eliminating purely seasonal fluctuations	
decrease by about .....%	

Time span of variable

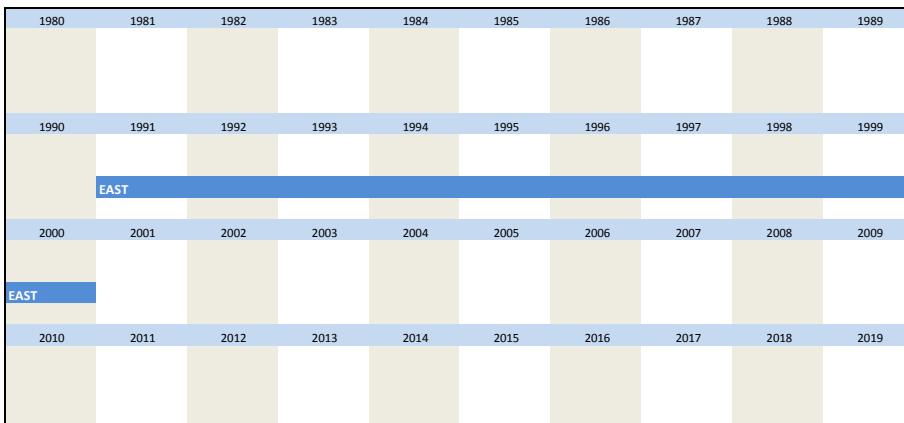


No.	Name	Label	Survey period	Survey frequency
3.4.200)	vg_emplinc	increase of employees in %	East 01/1991 to 12/2000	monthly survey

Wording of question

01/1991 to 12/2000	Further information
There are no questionnaires for the East available. The following wording is taken from previous lists of variables	Increase of employees for the production of XY in %
01/1991 to 12/2000	
During the next 3 months the number of employees assigned to the production of XY will [...] in cyclical regards - therefore by eliminating purely seasonal fluctuations	
increase by about .....%	

Time span of variable



No.	Name	Label	Survey period	Survey frequency
3.4.201)	vg_emppro	employees	West 01/1991 to 10/2001 East 01/1991 to 06/2001	annual survey* monthly survey

01/1991 to 11/2001

No questionnaires for the East available

10/1991 to 10/1997

**Number of employees**  
State: End [month] [year]\*\*\*

In the whole company (domestic companies only) we occupy

..... persons

since 10/1998

**Number of employees**

In the whole company (domestic companies only) we occupy

..... persons

**Further information**

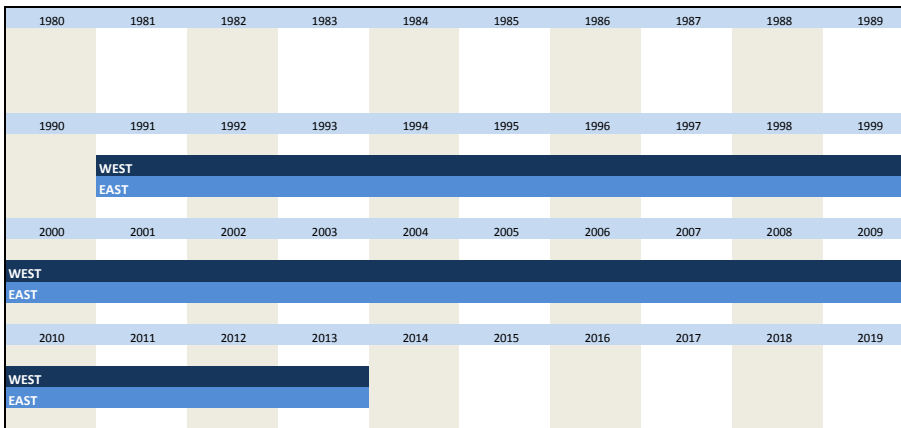
persons occupied in the company

\*1991 - 2000: inquiry in October  
1994: no inquiry  
\*\*annual survey in November

**Note West:**  
The data is only inquired annually but appears in the datasets monthly. This is due to the fact, that every month the data of the annual survey is transferred manually. The data of the current survey is normally transferred 2-3 months after the survey

**Example:**  
For November, December 2002 the variable emppro contains the value of the survey from November 2001. Since January 2003 the variable emppro contains the value of the survey from Nov 02

Time span of variable



\*\*\*West 01/1994 to 10/1997  
month and year of the previous reporting interval

**Example 10/1995:**  
"State: End of September 1995"  
East 01/1994 to 06/2000  
"State: End of month under reports"

No.	Name	Label	Survey period	Survey frequency
-----	------	-------	---------------	------------------

3.4.202)	vg_expexp	expected export trade	West since 01/1980 East since 01/1991	monthly survey monthly survey
----------	-----------	-----------------------	--	----------------------------------

Wording of question

01/1991 to 11/2001

No questionnaires for the East available

01/1980 to 11/2001

During the next 3 months the extent of our exports - taking former export deals and running order negotiations into account - is expected to

increasing [1]  
not changing [2]  
decreasing [3]  
no export [4]

since 01/2002

**Expectations for the next 3 months**


During the next 3 months the extent of our exports - taking former export deals and running order negotiations into account - is expected to

increasing [1]  
not changing [2]  
decreasing [3]  
no export of XY [4]

**Further information**

expected export trade

Time span of variable



WEST									
1990	1991	1992	1993	1994	1995	1996	1997	1998	1999
WEST									
EAST									
2000	2001	2002	2003	2004	2005	2006	2007	2008	2009
WEST									
EAST									
2010	2011	2012	2013	2014	2015	2016	2017	2018	2019
WEST									
EAST									

No.	Name	Label	Survey period	Survey frequency
-----	------	-------	---------------	------------------

3.4.203)	vg_fairxh	exhibitor at an international specialized fair	East and West 06/2012	irregular
----------	-----------	--	-----------------------	-----------

Wording of question

06/2012	Further information
Is your company represented as an exhibitor at an international specialized fair?	Exhibitor at an international specialized fair
yes [1] <input type="checkbox"/>	
no [2] <input type="checkbox"/>	

Time span of variable

1980	1981	1982	1983	1984	1985	1986	1987	1988	1989
1990	1991	1992	1993	1994	1995	1996	1997	1998	1999
2000	2001	2002	2003	2004	2005	2006	2007	2008	2009
2010	2011	2012	2013	2014	2015	2016	2017	2018	2019
WEST									
EAST									

No.	Name	Label	Survey period	Survey frequency
-----	------	-------	---------------	------------------

3.4.204)	vg_fairxh_e	exhibitor at an international specialized fair in a foreign European country	East and West 06/2012	irregular
----------	-------------	--	-----------------------	-----------

Wording of question

06/2012	Further information
Is your company represented as an exhibitor at an international specialized fair?	Exhibitor at an international specialized fair in a foreign European country
[...]	
If yes, international specialized fairs	
- in a foreign European country [1] <input type="checkbox"/>	

Time span of variable

1980	1981	1982	1983	1984	1985	1986	1987	1988	1989
1990	1991	1992	1993	1994	1995	1996	1997	1998	1999

2000	2001	2002	2003	2004	2005	2006	2007	2008	2009
2010	2011	2012	2013	2014	2015	2016	2017	2018	2019
		WEST							
		EAST							

No.	Name	Label	Survey period	Survey frequency
3.4.205)	vg_fairxh_g	exhibitor at an international specialized fair in Germany	East and West 06/2012	irregular

Wording of question

06/2012	Further information
Is your company represented as an exhibitor at an international specialized fair?	Exhibitor at an international specialized fair in Germany
[...]	
If yes, international specialized fairs	
- in Germany [1]	

Time span of variable

1980	1981	1982	1983	1984	1985	1986	1987	1988	1989
1990	1991	1992	1993	1994	1995	1996	1997	1998	1999
2000	2001	2002	2003	2004	2005	2006	2007	2008	2009
2010	2011	2012	2013	2014	2015	2016	2017	2018	2019
		WEST							
		EAST							

No.	Name	Label	Survey period	Survey frequency
3.4.206)	vg_fairxh_ne	exhibitor at an international specialized fair in a country outside Europe	East and West 06/2012	irregular

Wording of question

06/2012	Further information
Is your company represented as an exhibitor at an international specialized fair?	Exhibitor at an international specialized fair in a country outside of Europe
[...]	
If yes, international specialized fairs	
- in a country outside of Europe [1]	

Time span of variable

1980	1981	1982	1983	1984	1985	1986	1987	1988	1989
1990	1991	1992	1993	1994	1995	1996	1997	1998	1999
2000	2001	2002	2003	2004	2005	2006	2007	2008	2009

2010	2011	2012	2013	2014	2015	2016	2017	2018	2019
		WEST EAST							

No.	Name	Label	Survey period	Survey frequency
3.4.207)	vg_fairxhexp	exhibitor at an international specialized fair during next 2-3 years	East and West 06/2012	once

Wording of question

06/2012	Further information
<p>Will your company be represented as an exhibitor at an international specialized fair during the next 2-3 years?</p> <p>yes [1] <input type="text"/> no [2] <input type="text"/></p>	Exhibitor at an international specialized fair during the next 2-3 years

Time span of variable

1980	1981	1982	1983	1984	1985	1986	1987	1988	1989
1990	1991	1992	1993	1994	1995	1996	1997	1998	1999
2000	2001	2002	2003	2004	2005	2006	2007	2008	2009
2010	2011	2012	2013	2014	2015	2016	2017	2018	2019
		WEST EAST							

No.	Name	Label	Survey period	Survey frequency
3.4.208)	vg_fairxhexp_e	exhibitor at an international specialized fair in a foreign European country during next 2-3 years	East and West 06/2012	once

Wording of question

06/2012	Further information
<p>Will your company be represented as an exhibitor at an international specialized fair during the next 2-3 years?</p> <p>[...]</p> <p>If yes, international specialized fairs</p> <p>- in a foreign European country [1] <input type="text"/></p>	Exhibitor at an international specialized fair in a foreign European country during the next 2-3 years

Time span of variable

1980	1981	1982	1983	1984	1985	1986	1987	1988	1989
1990	1991	1992	1993	1994	1995	1996	1997	1998	1999
2000	2001	2002	2003	2004	2005	2006	2007	2008	2009
2010	2011	2012	2013	2014	2015	2016	2017	2018	2019
		WEST							

	EAST				
--	------	--	--	--	--

No.	Name	Label	Survey period	Survey frequency
3.4.209)	vg_fairxhexp_g	exhibitor at an international specialized fair in Germany during next 2-3 years	East and West 06/2012	once

Wording of question

06/2012	Further information
Will your company be represented as an exhibitor at an international specialized fair during the next 2-3 years?	Exhibitor at an international specialized fair in Germany during the next 2-3 years
[..]	
If yes, international specialized fairs	
- in Germany [1] <input type="text"/>	

Time span of variable

1980	1981	1982	1983	1984	1985	1986	1987	1988	1989
1990	1991	1992	1993	1994	1995	1996	1997	1998	1999
2000	2001	2002	2003	2004	2005	2006	2007	2008	2009
2010	2011	2012	2013	2014	2015	2016	2017	2018	2019
		WEST							
		EAST							

No.	Name	Label	Survey period	Survey frequency
3.4.210)	vg_fairxhexp_ne	exhibitor at an international specialized fair in a country outside Europe during next 2-3 years	East and West 06/2012	once

Wording of question

06/2012	Further information
Will your company be represented as an exhibitor at an international specialized fair during the next 2-3 years?	Exhibitor at an international specialized fair in a country outside of Europe during the next 2-3 years
[..]	
If yes, international specialized fairs	
- in a country outside of Europe [1] <input type="text"/>	

Time span of variable

1980	1981	1982	1983	1984	1985	1986	1987	1988	1989
1990	1991	1992	1993	1994	1995	1996	1997	1998	1999
2000	2001	2002	2003	2004	2005	2006	2007	2008	2009
2010	2011	2012	2013	2014	2015	2016	2017	2018	2019
		WEST							
		EAST							



Wording of question

02/2001 to 11/2001

No questionnaires for the East available

---

02/1980 to 08/1981

**Feedstock**  
Our feedstock is currently sufficient for

less than 0,5 | 0,5 | 1 | 2 | 3 | 4 | 5 | 6 | more than 6, in fact

weeks of production (measured by the current extent of production)

---

11/1981 to 02/1994

**Feedstock**  
Our stock of the raw materials and pre-materials most important to us are currently sufficient for

no feedstock | than 0,5 | less | 0,5 | 1 | 2 | 3 | 4 | 5 | 6 | more than 6, in fact

weeks of production (measured by the current extent of production)

---

05/1994

**Feedstock**  
Our stock of the most important raw materials and pre-materials to produce XY is currently [...] They are currently sufficient for

no feedstock | than 0,5 | less | 0,5 | 1 | 2 | 3 | 4 | 5 | 6 | more than 6, in fact

weeks of production (measured by the current extent of production)

---

08/1994 to 11/2001

**Feedstock**  
Our stock of the raw materials and pre-materials most important to us for the production of XY are currently sufficient for

no feedstock | than 0,5 | less | 0,5 | 1 | 2 | 3 | 4 | 5 | 6 | more than 6, in fact

weeks of production (measured by the current extent of production)

---

since 02/2002

**Feedstock**  
Our stock of the raw materials and pre-materials most important to us for the production of XY are currently sufficient for

no feedstock | than 0,5 | less | Produktion von ... weeks\*\* | 0,5 | 1 | 2 | 3 | 4 | 5 | 6 | more than 6, in fact

\*\*measured by the current extent of production

Further information

Feedstock in weeks

**Bedeutung in Datensatz:**  
 "no feedstock" = 0 weeks  
 "less than 1/2" = 0,3 weeks  
 "more than 6, in fact", but just ticked = 8 weeks

Time span of variable

1980	1981	1982	1983	1984	1985	1986	1987	1988	1989
<b>WEST</b>									
1990	1991	1992	1993	1994	1995	1996	1997	1998	1999
<b>WEST</b>									
2000	2001	2002	2003	2004	2005	2006	2007	2008	2009
<b>WEST</b>									
	<b>EAST</b>								
2010	2011	2012	2013	2014	2015	2016	2017	2018	2019
<b>WEST</b>									
<b>EAST</b>									

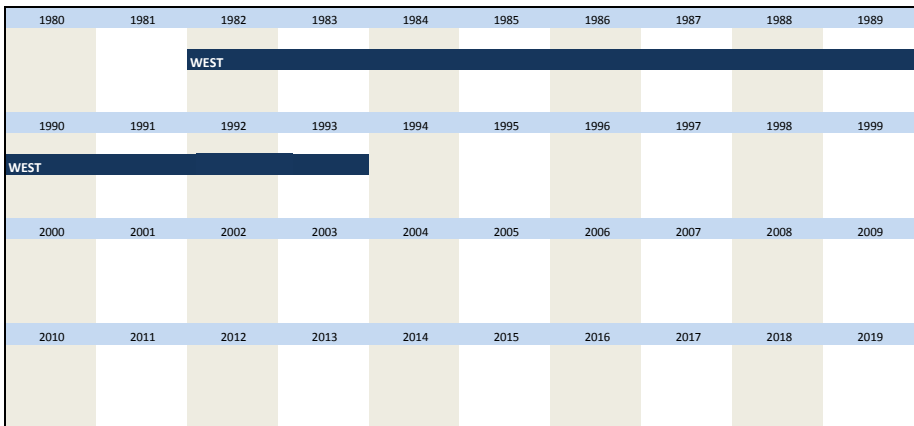


No.	Name	Label	Survey period	Survey frequency
3.4.214)	vg_fincohi	high costs of financing	West 05/1982 to 02/1993	Feb, May, Aug, Nov

Wording of question

<p>since 05/1982</p> <p><b>Feedstock</b> Our stock of the most important raw materials and pre-materials to produce XY is currently [...]</p> <p><b>if relatively low:</b></p> <p>We currently have a low stock on purpose because of</p> <p style="text-align: right;">unusual high costs of financing [1] <input type="text"/></p>	<p>Further information</p> <p>high costs of financing</p> <p>**currently" since 02/1988</p>
--	---

Time span of variable

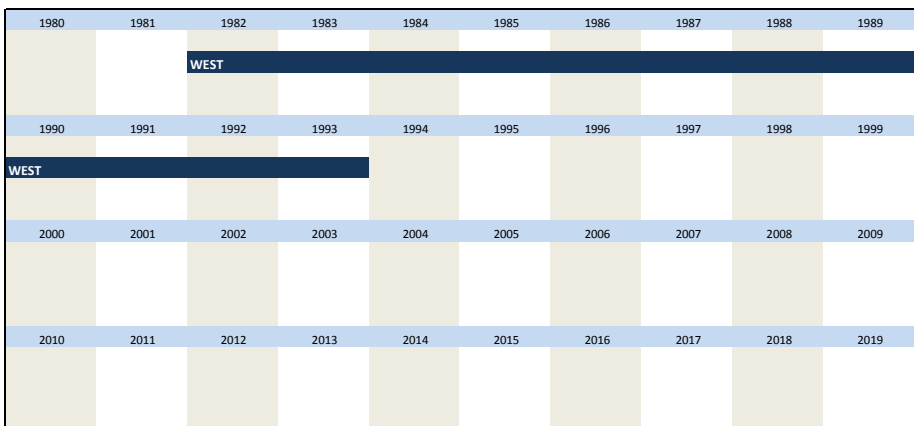


No.	Name	Label	Survey period	Survey frequency
3.4.215)	vg_fincolow	low costs of financing	West 05/1982 to 02/1993	Feb, May, Aug, Nov

Wording of question

<p>since 05/1982</p> <p><b>Feedstock</b> Our stock of the most important raw materials and pre-materials to produce XY is currently [...]</p> <p><b>if relatively high:</b></p> <p>We currently have a high stock because of</p> <p style="text-align: right;">relatively low costs of financing [1] <input type="text"/></p>	<p>Further information</p> <p>low costs of financing</p> <p>**currently" since 02/1988</p>
---	--

Time span of variable



No.	Name	Label	Survey period	Survey frequency
3.4.216)	vg_flight_eur	importance of flight connections in Europe	East and West 03/2013	once

Wording of question

<p>03/2013</p> <p>How important is a flight connection to destinations in [...] for your company?</p> <p>Europe</p> <table border="1" style="margin-left: auto; margin-right: auto;"> <tr> <td>very important</td> <td>important</td> <td>less important</td> <td>unimportant</td> </tr> <tr> <td>[1]</td> <td>[2]</td> <td>[3]</td> <td>[4]</td> </tr> </table>	very important	important	less important	unimportant	[1]	[2]	[3]	[4]	<p><b>Further information</b></p> <p>Importance of flight connections to destinations in Europe</p>
very important	important	less important	unimportant						
[1]	[2]	[3]	[4]						

Time span of variable

1980	1981	1982	1983	1984	1985	1986	1987	1988	1989
1990	1991	1992	1993	1994	1995	1996	1997	1998	1999
2000	2001	2002	2003	2004	2005	2006	2007	2008	2009
2010	2011	2012	2013	2014	2015	2016	2017	2018	2019
			WEST						
			EAST						

No.	Name	Label	Survey period	Survey frequency
3.4.217)	vg_flight_ger	importance of flight connections in Germany	East and West 03/2013	once

Wording of question

<p>03/2013</p> <p>How important is a flight connection to destinations in [...] for your company?</p> <p>Germany</p> <table border="1" style="margin-left: auto; margin-right: auto;"> <tr> <td>very important</td> <td>important</td> <td>less important</td> <td>unimportant</td> </tr> <tr> <td>[1]</td> <td>[2]</td> <td>[3]</td> <td>[4]</td> </tr> </table>	very important	important	less important	unimportant	[1]	[2]	[3]	[4]	<p><b>Further information</b></p> <p>Importance of flight connections to destinations in Germany</p>
very important	important	less important	unimportant						
[1]	[2]	[3]	[4]						

Time span of variable

1980	1981	1982	1983	1984	1985	1986	1987	1988	1989
1990	1991	1992	1993	1994	1995	1996	1997	1998	1999
2000	2001	2002	2003	2004	2005	2006	2007	2008	2009
2010	2011	2012	2013	2014	2015	2016	2017	2018	2019
			WEST						
			EAST						

No.	Name	Label	Survey period	Survey frequency
3.4.218)	vg_flight_world	importance of flight connections worldwide	East and West 03/2013	once

Wording of question

03/2013	Further information			
How important is a flight connection to destinations [...] for your company?	Importance of flight connections to destinations worldwide			
worldwide	very important [1]	important [2]	less important [3]	unimportant [4]

Time span of variable

1980	1981	1982	1983	1984	1985	1986	1987	1988	1989
1990	1991	1992	1993	1994	1995	1996	1997	1998	1999
2000	2001	2002	2003	2004	2005	2006	2007	2008	2009
2010	2011	2012	2013	2014	2015	2016	2017	2018	2019
			WEST						
			EAST						

No.	Name	Label	Survey period	Survey frequency
3.4.219)	vg_foreord	foreign orders (appraisal)	West since 01/1980 East since 01/1991	monthly survey monthly survey

Wording of question

01/1991 to 11/2001	Further information			
No questionnaires for the East available	Appraisal of foreign orders			
01/1980 to 11/2001	01/2002 and 02/2002 *instead of "Current situation" ->"Current situation and tendencies" **addition "current"			
We consider our foreign order backlog for XY currently to be	relatively high [1] (e.g. extended time of delivery) enough [2] too small [3] no export XY [4]			
since 01/2002	Current situation*			
We consider our (current**) foreign order backlog to be	for export relatively high [1] enough [2] or not customary too small [3] no export XY [4]			

Time span of variable

1980	1981	1982	1983	1984	1985	1986	1987	1988	1989
WEST									
1990	1991	1992	1993	1994	1995	1996	1997	1998	1999
WEST									
	EAST								
2000	2001	2002	2003	2004	2005	2006	2007	2008	2009
WEST									
EAST									
2010	2011	2012	2013	2014	2015	2016	2017	2018	2019
WEST									

EAST					
------	--	--	--	--	--

No.	Name	Label	Survey period	Survey frequency
-----	------	-------	---------------	------------------

3.4.220)	vg_hcount	headcount	West since 03/2002 East since 09/1994*	Mrch, Jun, Sep, Dec Mrch, Jun, Sep, Dec
----------	-----------	-----------	---	--

**Wording of question**

09/1994 to 12/2001	Further information
No questionnaires for the East available	Development of the headcount
since 03/2002	* no inquiry in Dec 2001 but in Nov 2001
We consider our head count with respect to the expected sales development of XY during the next 12 months to be	
relatively high [1] <input type="text"/> (e.g. reduction of staff necessary)	
enough [2] <input type="text"/>	
too low [3] <input type="text"/> (e.g. additional staff necessary)	

**Time span of variable**

1980	1981	1982	1983	1984	1985	1986	1987	1988	1989
1990	1991	1992	1993	1994	1995	1996	1997	1998	1999
				EAST					
2000	2001	2002	2003	2004	2005	2006	2007	2008	2009
		WEST							
EAST									
2010	2011	2012	2013	2014	2015	2016	2017	2018	2019
WEST									
EAST									

No.	Name	Label	Survey period	Survey frequency
-----	------	-------	---------------	------------------

3.4.221)	vg_inf_cold	influence of cold waves on value added	East and West 02/2013	once
----------	-------------	--	-----------------------	------

**Wording of question**

02/2013	Further information								
How did extreme weather conditions in the past influence the value added of your company?	Influence of cold waves (incl. ice and snow) on the value added								
<table border="1"> <tr> <td>positive influence [1]</td> <td>no influence [2]</td> <td>negative influence [3]</td> <td>not specified [4]</td> </tr> <tr> <td>cold waves (incl. ice and snow)</td> <td></td> <td></td> <td></td> </tr> </table>	positive influence [1]	no influence [2]	negative influence [3]	not specified [4]	cold waves (incl. ice and snow)				
positive influence [1]	no influence [2]	negative influence [3]	not specified [4]						
cold waves (incl. ice and snow)									

**Time span of variable**

1980	1981	1982	1983	1984	1985	1986	1987	1988	1989
1990	1991	1992	1993	1994	1995	1996	1997	1998	1999
2000	2001	2002	2003	2004	2005	2006	2007	2008	2009

2010	2011	2012	2013	2014	2015	2016	2017	2018	2019
			WEST EAST						

No.	Name	Label	Survey period	Survey frequency
-----	------	-------	---------------	------------------

3.4.222)	vg_inf_drou	influence of drought on value added	East and West 02/2013	once
----------	-------------	-------------------------------------	-----------------------	------

Wording of question

02/2013	Further information								
How did extreme weather conditions in the past influence the value added of your company?	Influence of drought on the value added								
<table border="1"> <tr> <td>positive influence [1]</td> <td>no influence [2]</td> <td>negative influence [3]</td> <td>not specified [4]</td> </tr> <tr> <td></td> <td></td> <td></td> <td></td> </tr> </table>	positive influence [1]	no influence [2]	negative influence [3]	not specified [4]					
positive influence [1]	no influence [2]	negative influence [3]	not specified [4]						
drought									

Time span of variable

1980	1981	1982	1983	1984	1985	1986	1987	1988	1989
1990	1991	1992	1993	1994	1995	1996	1997	1998	1999
2000	2001	2002	2003	2004	2005	2006	2007	2008	2009
2010	2011	2012	2013	2014	2015	2016	2017	2018	2019
			WEST EAST						

No.	Name	Label	Survey period	Survey frequency
-----	------	-------	---------------	------------------

3.4.223)	vg_inf_heat	influence of heatwaves on value added	East and West 02/2013	once
----------	-------------	---------------------------------------	-----------------------	------

Wording of question

02/2013	Further information								
How did extreme weather conditions in the past influence the value added of your company?	Influence of heatwaves on the value added								
<table border="1"> <tr> <td>positive influence [1]</td> <td>no influence [2]</td> <td>negative influence [3]</td> <td>not specified [4]</td> </tr> <tr> <td></td> <td></td> <td></td> <td></td> </tr> </table>	positive influence [1]	no influence [2]	negative influence [3]	not specified [4]					
positive influence [1]	no influence [2]	negative influence [3]	not specified [4]						
heatwaves									

Time span of variable

1980	1981	1982	1983	1984	1985	1986	1987	1988	1989
1990	1991	1992	1993	1994	1995	1996	1997	1998	1999
2000	2001	2002	2003	2004	2005	2006	2007	2008	2009
2010	2011	2012	2013	2014	2015	2016	2017	2018	2019
			WEST EAST						

--	--	--	--	--	--

No.	Name	Label	Survey period	Survey frequency
-----	------	-------	---------------	------------------

3.4.224)	vg_inf_rain	influence of heavy rainfall on value added	East and West 02/2013	once
----------	-------------	--	-----------------------	------

**Wording of question**

02/2013	Further information								
<p>How did extreme weather conditions in the past influence the value added of your company?</p> <table border="1"> <tr> <td>positive influence [1]</td> <td>no influence [2]</td> <td>negative influence [3]</td> <td>not specified [4]</td> </tr> <tr> <td>heavy rainfall</td> <td></td> <td></td> <td></td> </tr> </table>	positive influence [1]	no influence [2]	negative influence [3]	not specified [4]	heavy rainfall				Influence of heavy rainfall on the value added
positive influence [1]	no influence [2]	negative influence [3]	not specified [4]						
heavy rainfall									

**Time span of variable**

1980	1981	1982	1983	1984	1985	1986	1987	1988	1989
1990	1991	1992	1993	1994	1995	1996	1997	1998	1999
2000	2001	2002	2003	2004	2005	2006	2007	2008	2009
2010	2011	2012	2013	2014	2015	2016	2017	2018	2019
			WEST						
			EAST						

No.	Name	Label	Survey period	Survey frequency
-----	------	-------	---------------	------------------

3.4.225)	vg_inf_storm	influence of storms on value added	East and West 02/2013	once
----------	--------------	------------------------------------	-----------------------	------

**Wording of question**

02/2013	Further information								
<p>How did extreme weather conditions in the past influence the value added of your company?</p> <table border="1"> <tr> <td>positive influence [1]</td> <td>no influence [2]</td> <td>negative influence [3]</td> <td>not specified [4]</td> </tr> <tr> <td>storms</td> <td></td> <td></td> <td></td> </tr> </table>	positive influence [1]	no influence [2]	negative influence [3]	not specified [4]	storms				Influence of storms on the value added
positive influence [1]	no influence [2]	negative influence [3]	not specified [4]						
storms									

**Time span of variable**

1980	1981	1982	1983	1984	1985	1986	1987	1988	1989
1990	1991	1992	1993	1994	1995	1996	1997	1998	1999
2000	2001	2002	2003	2004	2005	2006	2007	2008	2009
2010	2011	2012	2013	2014	2015	2016	2017	2018	2019
			WEST						
			EAST						

No.	Name	Label	Survey period	Survey frequency
3.4.226)	vg_J1	Japan crisis q1	East and West 05/2011	once

Wording of question

<p>05/2011</p> <p>Are you currently directly or indirectly affected via other presuppliers by supply shortage resulting from the Japan crisis and/or will you be affected during the next 3 months?</p> <p>currently:</p> <p style="text-align: right;"> <input type="text"/> yes [1]  <input type="text"/> no [2] </p>	<p>Further information</p> <p>Japan crisis question 1</p>
---	---

Time span of variable

1980	1981	1982	1983	1984	1985	1986	1987	1988	1989
1990	1991	1992	1993	1994	1995	1996	1997	1998	1999
2000	2001	2002	2003	2004	2005	2006	2007	2008	2009
2010	2011	2012	2013	2014	2015	2016	2017	2018	2019
	WEST								
	EAST								

No.	Name	Label	Survey period	Survey frequency
3.4.227)	vg_J2	Japan crisis q2	East and West 05/2011	once

Wording of question

<p>05/2011</p> <p>Are you currently directly or indirectly affected via other presuppliers by supply shortage resulting from the Japan crisis and/or will you be affected during the next 3 months?</p> <p>currently:</p> <p style="text-align: right;">           If yes: (reference to question J1)            Our methods: Other suppliers  <input type="text"/> yes [1]  <input type="text"/> no [2] </p>	<p>Further information</p> <p>Japan crisis question 2</p>
---	---

Time span of variable

1980	1981	1982	1983	1984	1985	1986	1987	1988	1989
1990	1991	1992	1993	1994	1995	1996	1997	1998	1999
2000	2001	2002	2003	2004	2005	2006	2007	2008	2009
2010	2011	2012	2013	2014	2015	2016	2017	2018	2019
	WEST								
	EAST								

No.	Name	Label	Survey period	Survey frequency
-----	------	-------	---------------	------------------

Wording of question

<p>05/2011</p> <p>Are you currently directly or indirectly affected via other presuppliers by supply shortage resulting from the Japan crisis and/or will you be affected during the next 3 months?</p> <p>currently:                      If yes: (reference to question J1)</p> <p>   Our methods: reduction of production                      <input type="text"/> yes [1]</p> <p>   <input type="text"/> no [2]</p>	<p>Further information</p> <p>Japan crisis question 3</p>
--	---

Time span of variable

1980	1981	1982	1983	1984	1985	1986	1987	1988	1989
1990	1991	1992	1993	1994	1995	1996	1997	1998	1999
2000	2001	2002	2003	2004	2005	2006	2007	2008	2009
2010	2011	2012	2013	2014	2015	2016	2017	2018	2019
	WEST								
	EAST								

No.	Name	Label	Survey period	Survey frequency
-----	------	-------	---------------	------------------

Wording of question

<p>05/2011</p> <p>Are you currently directly or indirectly affected via other presuppliers by supply shortage resulting from the Japan crisis and/or will you be affected during the next 3 months?</p> <p>During the next 3 months:</p> <p>   <input type="text"/> yes [1]</p> <p>   <input type="text"/> no [2]</p>	<p>Further information</p> <p>Japan crisis question 4</p>
---	---

Time span of variable

1980	1981	1982	1983	1984	1985	1986	1987	1988	1989
1990	1991	1992	1993	1994	1995	1996	1997	1998	1999
2000	2001	2002	2003	2004	2005	2006	2007	2008	2009
2010	2011	2012	2013	2014	2015	2016	2017	2018	2019
	WEST								
	EAST								

No.	Name	Label	Survey period	Survey frequency
-----	------	-------	---------------	------------------





East since 01/1998 to 12/2001  
and 08/2008 to 03/2011 monthly survey

1980	1981	1982	1983	1984	1985	1986	1987	1988	1989	Further information
										Latecomer [1] N=latecomer 01/2002 to 07/2008 The data of the variable latecomer is not fed in, as a double occupancy of the corresponding column exists in the dataset

No.	Name	Label	Survey period	Survey frequency
3.4.233)	vg_loss_cat	return on sales: loss (category)	East and West since 09/2008	May, Sep

Wording of question

since 09/2008	Further information																								
Expected surplus less tax or loss of our company in % of the net returns on sales in 20XX*  <table border="0"> <tr> <td><b>if surplus:</b></td><td></td><td><b>if loss:</b></td><td></td></tr> <tr> <td>up to 1%</td><td><input type="checkbox"/></td><td>0 to -1%</td><td><input type="checkbox"/> [1]</td></tr> <tr> <td>&gt; 1 to 2%</td><td><input type="checkbox"/></td><td>&lt; -1 to -2%</td><td><input type="checkbox"/> [2]</td></tr> <tr> <td>&gt; 2 to 3%</td><td><input type="checkbox"/></td><td>&lt; -2 to -3%</td><td><input type="checkbox"/> [3]</td></tr> <tr> <td>&gt; 3 to 4%</td><td><input type="checkbox"/></td><td>&lt; -3 to -4%</td><td><input type="checkbox"/> [4]</td></tr> <tr> <td>&gt; 4%</td><td><input type="checkbox"/></td><td>&lt; -4%</td><td><input type="checkbox"/> [5]</td></tr> </table>	<b>if surplus:</b>		<b>if loss:</b>		up to 1%	<input type="checkbox"/>	0 to -1%	<input type="checkbox"/> [1]	> 1 to 2%	<input type="checkbox"/>	< -1 to -2%	<input type="checkbox"/> [2]	> 2 to 3%	<input type="checkbox"/>	< -2 to -3%	<input type="checkbox"/> [3]	> 3 to 4%	<input type="checkbox"/>	< -3 to -4%	<input type="checkbox"/> [4]	> 4%	<input type="checkbox"/>	< -4%	<input type="checkbox"/> [5]	*20XX denotes the year under report
<b>if surplus:</b>		<b>if loss:</b>																							
up to 1%	<input type="checkbox"/>	0 to -1%	<input type="checkbox"/> [1]																						
> 1 to 2%	<input type="checkbox"/>	< -1 to -2%	<input type="checkbox"/> [2]																						
> 2 to 3%	<input type="checkbox"/>	< -2 to -3%	<input type="checkbox"/> [3]																						
> 3 to 4%	<input type="checkbox"/>	< -3 to -4%	<input type="checkbox"/> [4]																						
> 4%	<input type="checkbox"/>	< -4%	<input type="checkbox"/> [5]																						

Time span of variable

1980	1981	1982	1983	1984	1985	1986	1987	1988	1989	Further information

No.	Name	Label	Survey period	Survey frequency
3.4.234)	vg_minim1	minimum wage q1	East and West 11/2014	once

Wording of question

11/2014	Further information
1. 01/01/2015 the general minimum wage policy will be implemented. Is your company affected by this?  <input type="checkbox"/> yes[1] <input type="checkbox"/> no[2]	

Time span of variable

1980	1981	1982	1983	1984	1985	1986	1987	1988	1989
1990	1991	1992	1993	1994	1995	1996	1997	1998	1999
2000	2001	2002	2003	2004	2005	2006	2007	2008	2009
2010	2011	2012	2013	2014	2015	2016	2017	2018	2019
				WEST					
				EAST					

No.	Name	Label	Survey period	Survey frequency
3.4.235)	vg_minim2	minimum wage q2	East and West 11/2014	once

Wording of question

<p>11/2014</p> <p>01/01/2015 the general minimum wage policy will be implemented. Is your company affected by this?</p> <p><input type="checkbox"/> yes    <input type="checkbox"/> no</p> <p>2. If yes: With which measures will you likely react to the minimum wage?</p> <p><input type="text"/> [1] No measures necessary or scheduled</p>	Further information
--	---------------------

Time span of variable

1980	1981	1982	1983	1984	1985	1986	1987	1988	1989
1990	1991	1992	1993	1994	1995	1996	1997	1998	1999
2000	2001	2002	2003	2004	2005	2006	2007	2008	2009
2010	2011	2012	2013	2014	2015	2016	2017	2018	2019
				WEST					
				EAST					

No.	Name	Label	Survey period	Survey frequency
3.4.236)	vg_minim3	minimum wage q3	East and West 11/2014	once

Wording of question

<p>11/2014</p> <p>01/01/2015 the general minimum wage policy will be implemented. Is your company affected by this?</p> <p><input type="checkbox"/> yes    <input type="checkbox"/> no</p> <p>2. If yes: With which measures will you likely react to the minimum wage?</p> <p><input type="text"/> [1] personnel cuts</p>	Further information
--	---------------------

Time span of variable

1980	1981	1982	1983	1984	1985	1986	1987	1988	1989
1990	1991	1992	1993	1994	1995	1996	1997	1998	1999
2000	2001	2002	2003	2004	2005	2006	2007	2008	2009
2010	2011	2012	2013	2014	2015	2016	2017	2018	2019
				WEST					
				EAST					

No.	Name	Label	Survey period	Survey frequency
3.4.237)	vg_minim4	minimum wage q4	East and West 11/2014	once

Wording of question

<p>11/2014</p> <p>01/01/2015 the general minimum wage policy will be implemented. Is your company affected by this?</p> <p><input type="checkbox"/> yes      <input type="checkbox"/> no</p> <p>2. If yes: With which measures will you likely react to the minimum wage?</p> <p><input type="text"/> [1] reduction of working hours</p>	Further information
--	---------------------

Time span of variable

1980	1981	1982	1983	1984	1985	1986	1987	1988	1989
1990	1991	1992	1993	1994	1995	1996	1997	1998	1999
2000	2001	2002	2003	2004	2005	2006	2007	2008	2009
2010	2011	2012	2013	2014	2015	2016	2017	2018	2019
				WEST					
				EAST					

No.	Name	Label	Survey period	Survey frequency
3.4.238)	vg_minim5	minimum wage q5	East and West 11/2014	once

Wording of question

<p>11/2014</p> <p>01/01/2015 the general minimum wage policy will be implemented. Is your company affected by this?</p> <p><input type="checkbox"/> yes      <input type="checkbox"/> no</p> <p>2. If yes: With which measures will you likely react to the minimum wage?</p>	Further information
---	---------------------

[1] increase in prices									
Time span of variable									
1980	1981	1982	1983	1984	1985	1986	1987	1988	1989
1990	1991	1992	1993	1994	1995	1996	1997	1998	1999
2000	2001	2002	2003	2004	2005	2006	2007	2008	2009
2010	2011	2012	2013	2014	2015	2016	2017	2018	2019
				WEST					
				EAST					

No.	Name	Label	Survey period	Survey frequency
3.4.239)	vg_minim6	minimum wage q6	East and West 11/2014	once

Wording of question

<p>11/2014</p> <p>01/01/2015 the general minimum wage policy will be implemented. Is your company affected by this?</p> <p><input type="checkbox"/> yes    <input type="checkbox"/> no</p> <p>2. If yes: With which measures will you likely react to the minimum wage?</p> <p>[1] reduction of investment</p>	Further information
--	---------------------

Time span of variable									
1980	1981	1982	1983	1984	1985	1986	1987	1988	1989
1990	1991	1992	1993	1994	1995	1996	1997	1998	1999
2000	2001	2002	2003	2004	2005	2006	2007	2008	2009
2010	2011	2012	2013	2014	2015	2016	2017	2018	2019
				WEST					
				EAST					

No.	Name	Label	Survey period	Survey frequency
3.4.240)	vg_minim7	minimum wage q7	East and West 11/2014	once

Wording of question

<p>11/2014</p> <p>01/01/2015 the general minimum wage policy will be implemented. Is your company affected by this?</p> <p><input type="checkbox"/> yes    <input type="checkbox"/> no</p>	Further information
--	---------------------

2. If yes: With which measures will you likely react to the minimum wage?

[1] reduction of special payments

Time span of variable

1980	1981	1982	1983	1984	1985	1986	1987	1988	1989
1990	1991	1992	1993	1994	1995	1996	1997	1998	1999
2000	2001	2002	2003	2004	2005	2006	2007	2008	2009
2010	2011	2012	2013	2014	2015	2016	2017	2018	2019

WEST  
EAST

No.	Name	Label	Survey period	Survey frequency
3.4.241)	vg_minim8	minimum wage q8	East and West 11/2014	once

Wording of question

<p>11/2014</p> <p>01/01/2015 the general minimum wage policy will be implemented. Is your company affected by this?</p> <p><input type="checkbox"/> yes    <input type="checkbox"/> no</p> <p>2. If yes: With which measures will you likely react to the minimum wage?</p> <p><input type="text"/> [1] other</p>	Further information
---	---------------------

Time span of variable

1980	1981	1982	1983	1984	1985	1986	1987	1988	1989
1990	1991	1992	1993	1994	1995	1996	1997	1998	1999
2000	2001	2002	2003	2004	2005	2006	2007	2008	2009
2010	2011	2012	2013	2014	2015	2016	2017	2018	2019

WEST  
EAST

No.	Name	Label	Survey period	Survey frequency
3.4.242)	vg_overtime	overtime	West since 01/1980 to 10/2001 East and West since 03/2002	Jan, Apr, Jul, Oct Mrch, Jun, Sep, Dec

Wording of question

<p>since 01/1980</p> <p>We currently work with overtime</p> <p><input type="checkbox"/> yes [1]    <input type="checkbox"/> no [2]</p>	<p>Further information</p> <p>Overtime</p>
--	--

Time span of variable

1980	1981	1982	1983	1984	1985	1986	1987	1988	1989
WEST									
1990	1991	1992	1993	1994	1995	1996	1997	1998	1999
WEST									
2000	2001	2002	2003	2004	2005	2006	2007	2008	2009
WEST									
		EAST							
2010	2011	2012	2013	2014	2015	2016	2017	2018	2019
WEST									
EAST									

No.	Name	Label	Survey period	Survey frequency
3.4.243)	vg_ovtimemo	overtime more than customary	West since 01/1980 to 10/2001 East and West since 03/2002	Jan, Apr, Jul, Oct Mrch, Jun, Sep, Dec

Wording of question

<p>since 01/1980</p> <p>We currently work with overtime</p> <p>If yes, more than customary</p> <p><input type="checkbox"/> yes [1]    <input type="checkbox"/> no [2]</p>	<p>Further information</p> <p>Overtime more than customary</p>
---	--

Time span of variable

1980	1981	1982	1983	1984	1985	1986	1987	1988	1989
WEST									
1990	1991	1992	1993	1994	1995	1996	1997	1998	1999
WEST									
2000	2001	2002	2003	2004	2005	2006	2007	2008	2009
WEST									
		EAST							
2010	2011	2012	2013	2014	2015	2016	2017	2018	2019
WEST									
EAST									

No.	Name	Label	Survey period	Survey frequency
3.4.244)	vg_pricedec	price decrease	West 08/1981 to 02/1993	Feb, May, Aug, Nov

Wording of question

<p>since 08/1981</p> <p><b>Feedstock</b></p> <p>Our stock of the most important raw materials and pre-materials to produce XY is currently [...]</p> <p><b>if relatively low:</b></p> <p>We currently have a low stock on purpose because of</p> <p>expected price decline [1]    <input type="checkbox"/></p>	<p>Further information</p> <p>price decrease</p> <p>**currently" since 02/1988</p> <p>Not inquired in November 1981</p>
--	---

Time span of variable

1980	1981	1982	1983	1984	1985	1986	1987	1988	1989
------	------	------	------	------	------	------	------	------	------

WEST									
1990	1991	1992	1993	1994	1995	1996	1997	1998	1999
WEST									
2000	2001	2002	2003	2004	2005	2006	2007	2008	2009
2010	2011	2012	2013	2014	2015	2016	2017	2018	2019

No.	Name	Label	Survey period	Survey frequency
-----	------	-------	---------------	------------------

3.4.245)	vg_priceinc	increase in price	West 08/1981 to 02/1993	Feb, May, Aug, Nov
----------	-------------	-------------------	-------------------------	--------------------

Wording of question

<p>since 08/1981</p> <p><b>Feedstock</b> Our stock of the most important raw materials and pre-materials to produce XY is currently [...]</p> <p><b>if relatively high:</b> We currently have a high stock because of</p> <p style="text-align: right;">expected increase in price [1] <input type="text"/></p>	<p>Further information</p> <p>Increase in price</p> <p>**currently" since 02/1988</p> <p>Not inquired in November 1981</p>
---	--

Time span of variable

1980	1981	1982	1983	1984	1985	1986	1987	1988	1989
WEST									
1990	1991	1992	1993	1994	1995	1996	1997	1998	1999
WEST									
2000	2001	2002	2003	2004	2005	2006	2007	2008	2009
2010	2011	2012	2013	2014	2015	2016	2017	2018	2019

No.	Name	Label	Survey period	Survey frequency
-----	------	-------	---------------	------------------

3.4.246)	vg_proenl	enlargement of production	West 08/1981 to 02/1993	Feb, May, Aug, Nov
----------	-----------	---------------------------	-------------------------	--------------------

Wording of question

<p>since 08/1981</p> <p><b>Feedstock</b> Our stock of the most important raw materials and pre-materials to produce XY is currently [...]</p> <p><b>if relatively high:</b> We currently have a high stock because of</p> <p style="text-align: right;">enlargement of production [1] <input type="text"/></p>	<p>Further information</p> <p>enlargement of production</p> <p>**currently" since 02/1988</p>
--	---

Time span of variable

1980	1981	1982	1983	1984	1985	1986	1987	1988	1989
WEST									



1990	1991	1992	1993	1994	1995	1996	1997	1998	1999
WEST									
2000	2001	2002	2003	2004	2005	2006	2007	2008	2009
2010	2011	2012	2013	2014	2015	2016	2017	2018	2019

No.	Name	Label	Survey period	Survey frequency
3.4.247)	vg_proexpen	product too expensive	East 01/1991 to 12/2000	monthly survey

Wording of question

01/1991 to 12/2000	Further information
No questionnaires for the East available. The following wording is taken from previous lists of variables	Products too expensive
01/1991 to 12/2000	
Our domestic production of XY is currently constrained. If yes, by following factors: sales difficulties, as	
Products are too expensive [1] <input type="checkbox"/>	

Time span of variable

1980	1981	1982	1983	1984	1985	1986	1987	1988	1989
1990	1991	1992	1993	1994	1995	1996	1997	1998	1999
EAST									
2000	2001	2002	2003	2004	2005	2006	2007	2008	2009
EAST									
2010	2011	2012	2013	2014	2015	2016	2017	2018	2019

No.	Name	Label	Survey period	Survey frequency
3.4.248)	vg_prof	profit situation	West since 06/2002* East since 06/2002*	May, Sep May, Sep

Wording of question

since 06/2002	Further information
<b>Profit situation and development</b> [...] We currently consider the profit situation of our company - measured by the operating results from customary business operations - to be	Current profit situation
good [1] satisfying [2] bad [3]	*in 2002: June and September
	The question was fed into an own dataset for the East 12/1995 to 11/2001

Time span of variable

1980	1981	1982	1983	1984	1985	1986	1987	1988	1989
------	------	------	------	------	------	------	------	------	------

1990	1991	1992	1993	1994	1995	1996	1997	1998	1999
2000	2001	2002	2003	2004	2005	2006	2007	2008	2009
		WEST							
		EAST							
2010	2011	2012	2013	2014	2015	2016	2017	2018	2019
WEST									
EAST									

No.	Name	Label	Survey period	Survey frequency
3.4.249)	vg_profch	change of profit situation	West since 06/2002* East since 06/2002*	May, Sep May, Sep

Wording of question

<p>since 06/2002</p> <p><b>Profit situation and development</b> [...] As compared to fall 20## the profit situation of our company - measured by the operating results from customary business operations -</p> <p style="text-align: center;">improved [1] did not change [2] deteriorated [3]</p>	<p><b>Further information</b></p> <p>Change of profit situation compared to previous quarter</p> <p>*in 2002: June and September</p> <p>In May the wording of the question is: "As compared to fall 20##..." It is inquired after previous fall e.g. May 2003: "As compared to fall 2002..."</p> <p>In september the wording of the question is: "As compared to the 1st quarter of 20##..." it is inquired after the first quarter of the current year e.g. September 2004: "As compared to the 1st quarter of 2004..."</p> <p>The question was fed into an own dataset for the East 12/1995 to 11/2001</p>																																																																																
<p><b>Time span of variable</b></p> <table border="1"> <tr><td>1980</td><td>1981</td><td>1982</td><td>1983</td><td>1984</td><td>1985</td><td>1986</td><td>1987</td><td>1988</td><td>1989</td></tr> <tr><td>1990</td><td>1991</td><td>1992</td><td>1993</td><td>1994</td><td>1995</td><td>1996</td><td>1997</td><td>1998</td><td>1999</td></tr> <tr><td>2000</td><td>2001</td><td>2002</td><td>2003</td><td>2004</td><td>2005</td><td>2006</td><td>2007</td><td>2008</td><td>2009</td></tr> <tr><td colspan="2"></td><td colspan="8">WEST</td></tr> <tr><td colspan="2"></td><td colspan="8">EAST</td></tr> <tr><td>2010</td><td>2011</td><td>2012</td><td>2013</td><td>2014</td><td>2015</td><td>2016</td><td>2017</td><td>2018</td><td>2019</td></tr> <tr><td colspan="2">WEST</td><td colspan="8"></td></tr> <tr><td colspan="2">EAST</td><td colspan="8"></td></tr> </table>	1980	1981	1982	1983	1984	1985	1986	1987	1988	1989	1990	1991	1992	1993	1994	1995	1996	1997	1998	1999	2000	2001	2002	2003	2004	2005	2006	2007	2008	2009			WEST										EAST								2010	2011	2012	2013	2014	2015	2016	2017	2018	2019	WEST										EAST										
1980	1981	1982	1983	1984	1985	1986	1987	1988	1989																																																																								
1990	1991	1992	1993	1994	1995	1996	1997	1998	1999																																																																								
2000	2001	2002	2003	2004	2005	2006	2007	2008	2009																																																																								
		WEST																																																																															
		EAST																																																																															
2010	2011	2012	2013	2014	2015	2016	2017	2018	2019																																																																								
WEST																																																																																	
EAST																																																																																	

No.	Name	Label	Survey period	Survey frequency
3.4.250)	vg_propro	program of products	East 01/1991 to 12/2000	monthly survey

Wording of question

<p>01/1991 to 12/2000</p> <p>There are no questionnaires for the East available. The following wording is taken from previous lists of variables</p> <p>01/1991 to 12/2000</p> <p>Our domestic production of XY is currently constrained. If yes, by following factors: sales difficulties, as</p> <p style="text-align: center;">program of products insufficient [1]      <input type="text"/></p>	<p><b>Further information</b></p> <p>Program of products</p>										
<p><b>Time span of variable</b></p> <table border="1"> <tr><td>1980</td><td>1981</td><td>1982</td><td>1983</td><td>1984</td><td>1985</td><td>1986</td><td>1987</td><td>1988</td><td>1989</td></tr> </table>	1980	1981	1982	1983	1984	1985	1986	1987	1988	1989	
1980	1981	1982	1983	1984	1985	1986	1987	1988	1989		

1990	1991	1992	1993	1994	1995	1996	1997	1998	1999
EAST									
2000	2001	2002	2003	2004	2005	2006	2007	2008	2009
EAST									
2010	2011	2012	2013	2014	2015	2016	2017	2018	2019

No.	Name	Label	Survey period	Survey frequency
-----	------	-------	---------------	------------------

3.4.251)	vg_proqual	quality of products	East 01/1991 to 12/2000	monthly survey
----------	------------	---------------------	-------------------------	----------------

Wording of question

01/1991 to 12/2000	Further information
There are no questionnaires for the East available. The following wording is taken from previous lists of variables	Quality of product
01/1991 to 12/2000	
Our domestic production of XY is currently constrained. If yes, by following factors: sales difficulties, as	
quality of product insufficient [1] <input type="text"/>	

Time span of variable

1980	1981	1982	1983	1984	1985	1986	1987	1988	1989
1990	1991	1992	1993	1994	1995	1996	1997	1998	1999
EAST									
2000	2001	2002	2003	2004	2005	2006	2007	2008	2009
EAST									
2010	2011	2012	2013	2014	2015	2016	2017	2018	2019

No.	Name	Label	Survey period	Survey frequency
-----	------	-------	---------------	------------------

3.4.252)	vg_prored	reduction of production	West 08/1981 to 02/1993	Feb, May, Aug, Nov
----------	-----------	-------------------------	-------------------------	--------------------

Wording of question

since 08/1981	Further information
<b>Feedstock</b> Our stock of the most important raw materials and pre-materials to produce XY is currently [...] <b>if relatively low:</b> We currently have a low stock on purpose because of	Reduction of production **"currently" since 02/1988 Not inquired in November 1981
reduction in production [1] <input type="text"/>	

Time span of variable

1980	1981	1982	1983	1984	1985	1986	1987	1988	1989
WEST									

1990	1991	1992	1993	1994	1995	1996	1997	1998	1999
WEST									
2000	2001	2002	2003	2004	2005	2006	2007	2008	2009
2010	2011	2012	2013	2014	2015	2016	2017	2018	2019

No.	Name	Label	Survey period	Survey frequency
3.4.253)	vg_psaldec	probability of sales decrease - next quarter	East and West since 12/2012	quarterly survey

**Wording of question**

<p>since 12/2012</p> <p><b>How do you evaluate the probability that your sales decrease in quarter "k"</b></p> <p>probability is <input type="text"/> % (please enter integral numbers) [1]</p> <p>probability is between <input type="text"/> % and <input type="text"/> % (please enter integral numbers) [2]</p> <p>I don't know [3] <input type="text"/></p>	<p><b>Further information</b></p> <p>Probability of sales decrease next quarter</p> <p>**"k" either denotes the following quarter or the current quarter Example:</p> <p>If the question was posed at the end of the fourth quarter, the the question refers to the following first quarter. If it is posed at the beginning of the second quarter it refers to the second quarter</p>
--	--

**Time span of variable**

1980	1981	1982	1983	1984	1985	1986	1987	1988	1989
1990	1991	1992	1993	1994	1995	1996	1997	1998	1999
2000	2001	2002	2003	2004	2005	2006	2007	2008	2009
2010	2011	2012	2013	2014	2015	2016	2017	2018	2019
		WEST							
		EAST							

**Further notes:**  
 [1] = A value was stated  
 [2] = range of values was stated  
 [3] = "I don't know" was stated

No.	Name	Label	Survey period	Survey frequency
3.4.254)	vg_psaldec_max	upper bound: probability of sales decrease - next quarter	East and West since 12/2012	quarterly survey

**Wording of question**

<p>since 12/2012</p> <p><b>How do you evaluate the probability that your sales decrease in quarter "k"</b></p> <p>probability is between <input type="text"/> % and <input type="text"/> % (please enter integral numbers)</p>	<p><b>Further information</b></p> <p>Denoted upper bound: Probability of sales decrease next quarter</p> <p>**"k" either denotes the following quarter or the current quarter Example:</p>
--	--

**Time span of variable**

1980	1981	1982	1983	1984	1985	1986	1987	1988	1989
1990	1991	1992	1993	1994	1995	1996	1997	1998	1999
2000	2001	2002	2003	2004	2005	2006	2007	2008	2009

If the question was posed at the end of the fourth quarter, the the question refers to the following first quarter. If it is posed at the beginning of the second quarter it refers to the second quarter

**Further notes:**  
 The variable indicates the higher one of the two denoted values

2010	2011	2012	2013	2014	2015	2016	2017	2018	2019
		WEST							
		EAST							

No.	Name	Label	Survey period	Survey frequency
3.4.255)	vg_psaldec_min	lower bound: probability of sales decrease - next quarter	East and West since 12/2012	quarterly survey

**Wording of question**

<p>since 12/2012</p> <p><b>How do you evaluate the probability that your sales decrease in quarter "k"*</b></p> <p>probability is between <input type="text"/> % and <input type="text"/> % (please enter integral numbers)</p>	<p><b>Further information</b></p> <p>Denoted lower bound: Probability of sales decrease next quarter</p> <p>**"k" either denotes the following quarter or the current quarter Example:</p> <p>If the question was posed at the end of the fourth quarter, the the question refers to the following first quarter. If it is posed at the beginning of the second quarter it refers to the second quarter</p> <p><b>Further notes:</b></p> <p>The variable indicates the lower one of the two denoted values</p>																																																												
<p><b>Time span of variable</b></p> <table border="1"> <tr><td>1980</td><td>1981</td><td>1982</td><td>1983</td><td>1984</td><td>1985</td><td>1986</td><td>1987</td><td>1988</td><td>1989</td></tr> <tr><td>1990</td><td>1991</td><td>1992</td><td>1993</td><td>1994</td><td>1995</td><td>1996</td><td>1997</td><td>1998</td><td>1999</td></tr> <tr><td>2000</td><td>2001</td><td>2002</td><td>2003</td><td>2004</td><td>2005</td><td>2006</td><td>2007</td><td>2008</td><td>2009</td></tr> <tr><td>2010</td><td>2011</td><td>2012</td><td>2013</td><td>2014</td><td>2015</td><td>2016</td><td>2017</td><td>2018</td><td>2019</td></tr> <tr> <td></td><td></td><td>WEST</td><td></td><td></td><td></td><td></td><td></td><td></td><td></td> </tr> <tr> <td></td><td></td><td>EAST</td><td></td><td></td><td></td><td></td><td></td><td></td><td></td> </tr> </table>	1980	1981	1982	1983	1984	1985	1986	1987	1988	1989	1990	1991	1992	1993	1994	1995	1996	1997	1998	1999	2000	2001	2002	2003	2004	2005	2006	2007	2008	2009	2010	2011	2012	2013	2014	2015	2016	2017	2018	2019			WEST										EAST								
1980	1981	1982	1983	1984	1985	1986	1987	1988	1989																																																				
1990	1991	1992	1993	1994	1995	1996	1997	1998	1999																																																				
2000	2001	2002	2003	2004	2005	2006	2007	2008	2009																																																				
2010	2011	2012	2013	2014	2015	2016	2017	2018	2019																																																				
		WEST																																																											
		EAST																																																											

No.	Name	Label	Survey period	Survey frequency
3.4.256)	vg_psaldec_sv	single value: probability of sales decrease - next quarter	East and West since 12/2012	quarterly survey

**Wording of question**

<p>since 12/2012</p> <p><b>How do you evaluate the probability that your sales decrease in quarter "k"*</b></p> <p>probability is <input type="text"/> % (please enter integral numbers)</p>	<p><b>Further information</b></p> <p>Single value: Probability of sales decrease next quarter</p> <p>**"k" either denotes the following quarter or the current quarter Example:</p> <p>If the question was posed at the end of the fourth quarter, the the question refers to the following first quarter. If it is posed at the beginning of the second quarter it refers to the second quarter</p> <p><b>Further notes:</b></p> <p>If only one value is inserted it is contained within this variable</p>																																																												
<p><b>Time span of variable</b></p> <table border="1"> <tr><td>1980</td><td>1981</td><td>1982</td><td>1983</td><td>1984</td><td>1985</td><td>1986</td><td>1987</td><td>1988</td><td>1989</td></tr> <tr><td>1990</td><td>1991</td><td>1992</td><td>1993</td><td>1994</td><td>1995</td><td>1996</td><td>1997</td><td>1998</td><td>1999</td></tr> <tr><td>2000</td><td>2001</td><td>2002</td><td>2003</td><td>2004</td><td>2005</td><td>2006</td><td>2007</td><td>2008</td><td>2009</td></tr> <tr><td>2010</td><td>2011</td><td>2012</td><td>2013</td><td>2014</td><td>2015</td><td>2016</td><td>2017</td><td>2018</td><td>2019</td></tr> <tr> <td></td><td></td><td>WEST</td><td></td><td></td><td></td><td></td><td></td><td></td><td></td> </tr> <tr> <td></td><td></td><td>EAST</td><td></td><td></td><td></td><td></td><td></td><td></td><td></td> </tr> </table>	1980	1981	1982	1983	1984	1985	1986	1987	1988	1989	1990	1991	1992	1993	1994	1995	1996	1997	1998	1999	2000	2001	2002	2003	2004	2005	2006	2007	2008	2009	2010	2011	2012	2013	2014	2015	2016	2017	2018	2019			WEST										EAST								
1980	1981	1982	1983	1984	1985	1986	1987	1988	1989																																																				
1990	1991	1992	1993	1994	1995	1996	1997	1998	1999																																																				
2000	2001	2002	2003	2004	2005	2006	2007	2008	2009																																																				
2010	2011	2012	2013	2014	2015	2016	2017	2018	2019																																																				
		WEST																																																											
		EAST																																																											

No.	Name	Label	Survey period	Survey frequency
3.4.257)	vg_psalinc	probability of sales increase - next quarter	East and West since 12/2012	quarterly survey

**Wording of question**

since 12/2012

How do you evaluate the probability that the sales in your field increase in quarter "k"\*

probability is  % (please enter integral numbers) [1]

probability is between  % and  % (please enter integral numbers) [2]

I don't know [3]

**Further information**

Probability of sales increase next quarter

\*\*"k" either denotes the following quarter or the current quarter  
Example:

If the question was posed at the end of the fourth quarter, the the question refers to the following first quarter. If it is posed at the beginning of the second quarter it refers to the second quarter

**Further notes:**

[1] = A single value was stated  
[2] = range of values was stated  
[3] = "I don't know" was stated

**Time span of variable**

1980	1981	1982	1983	1984	1985	1986	1987	1988	1989
1990	1991	1992	1993	1994	1995	1996	1997	1998	1999
2000	2001	2002	2003	2004	2005	2006	2007	2008	2009
2010	2011	2012	2013	2014	2015	2016	2017	2018	2019

WEST  
EAST

No.	Name	Label	Survey period	Survey frequency
3.4.258)	vg_psalinc_max	upper bound: probability of sales increase - next quarter	East and West since 12/2012	quarterly survey

**Wording of question**

since 12/2012

How do you evaluate the probability that the sales in your field increase in quarter "k"\*

probability is between  % and  % (please enter integral numbers)

**Further information**

Denoted upper bound: probability of sales increase next quarter

\*\*"k" either denotes the following quarter or the current quarter  
Example:

If the question was posed at the end of the fourth quarter, the the question refers to the following first quarter. If it is posed at the beginning of the second quarter it refers to the second quarter

**Further notes:**

The variable indicates the higher one of the two denoted values

**Time span of variable**

1980	1981	1982	1983	1984	1985	1986	1987	1988	1989
1990	1991	1992	1993	1994	1995	1996	1997	1998	1999
2000	2001	2002	2003	2004	2005	2006	2007	2008	2009
2010	2011	2012	2013	2014	2015	2016	2017	2018	2019

WEST  
EAST

No.	Name	Label	Survey period	Survey frequency
3.4.259)	vg_psalinc_min	lower bound: probability of sales increase - next quarter	East and West since 12/2012	quarterly survey

**Wording of question**

since 12/2012

How do you evaluate the probability that the sales in your field increase in quarter "k"\*

probability is between  % and  % (please enter integral numbers)

**Further information**

Denoted lower bound: probability of sales increase next quarter

\*\*"k" either denotes the following quarter or the current quarter  
Example:

If the question was posed at the end of the fourth quarter, the the

Time span of variable

1980	1981	1982	1983	1984	1985	1986	1987	1988	1989
1990	1991	1992	1993	1994	1995	1996	1997	1998	1999
2000	2001	2002	2003	2004	2005	2006	2007	2008	2009
2010	2011	2012	2013	2014	2015	2016	2017	2018	2019

WEST  
EAST

If the question was posed at the end of the fourth quarter, the question refers to the following first quarter. If it is posed at the beginning of the second quarter it refers to the second quarter

Further notes:

The variable indicates the lower one of the two denoted values

No. Name Label Survey period Survey frequency

3.4.260) vg\_psalinc\_sv single value: probability of sales increase - next quarter East and West since 12/2012 quarterly survey

Wording of question

since 12/2012

How do you evaluate the probability that the sales in your field increase in quarter "k"?

probability is  % (please enter integral numbers)

Further information

Single value: probability of sales increase next quarter

"k" either denotes the following quarter or the current quarter  
Example:

Time span of variable

1980	1981	1982	1983	1984	1985	1986	1987	1988	1989
1990	1991	1992	1993	1994	1995	1996	1997	1998	1999
2000	2001	2002	2003	2004	2005	2006	2007	2008	2009
2010	2011	2012	2013	2014	2015	2016	2017	2018	2019

WEST  
EAST

If the question was posed at the end of the fourth quarter, the question refers to the following first quarter. If it is posed at the beginning of the second quarter it refers to the second quarter

Further notes:

If only one value is inserted it is contained within this variable

No. Name Label Survey period Survey frequency

3.4.261) vg\_psalstead probability of steady sales - next quarter East and West since 12/2012 quarterly survey

Wording of question

since 12/2012

How do you evaluate the probability of steady sales in your field in quarter "k"??

probability is  % (please enter integral numbers) [1]

probability is between  % and  % (please enter integral numbers) [2]

I don't know [3]

Further information

Probability of steady sales next quarter

"k" either denotes the following quarter or the current quarter  
Example:

If the question was posed at the end of the fourth quarter, the question refers to the following first quarter. If it is posed at the beginning of the second quarter it refers to the second quarter

Time span of variable

1980	1981	1982	1983	1984	1985	1986	1987	1988	1989
1990	1991	1992	1993	1994	1995	1996	1997	1998	1999

Further notes:

- [1] = A value was stated
- [2] = range of values was stated
- [3] = "I don't know" was stated

2000	2001	2002	2003	2004	2005	2006	2007	2008	2009
2010	2011	2012	2013	2014	2015	2016	2017	2018	2019
		WEST							
		EAST							

No.	Name	Label	Survey period	Survey frequency
3.4.262)	vg_psalstead_max	upper bound: probability of steady sales - next quarter	East and West since 12/2012	quarterly survey

**Wording of question**

<p>since 12/2012</p> <p><b>How do you evaluate the probability of steady sales in your field in quarter "k"??</b></p> <p>probability is between <input type="text"/> % and <input type="text"/> % (please enter integral numbers)</p>	<p><b>Further information</b></p> <p>Denoted upper bound: Probability of steady sales next quarter</p> <p>**"k" either denotes the following quarter or the current quarter Example:</p> <p>If the question was posed at the end of the fourth quarter, the the question refers to the following first quarter. If it is posed at the beginning of the second quarter it refers to the second quarter</p> <p><b>Further notes:</b></p> <p>The variable indicates the higher one of the two denoted values</p>																																																												
<p><b>Time span of variable</b></p> <table border="1"> <tr><td>1980</td><td>1981</td><td>1982</td><td>1983</td><td>1984</td><td>1985</td><td>1986</td><td>1987</td><td>1988</td><td>1989</td></tr> <tr><td>1990</td><td>1991</td><td>1992</td><td>1993</td><td>1994</td><td>1995</td><td>1996</td><td>1997</td><td>1998</td><td>1999</td></tr> <tr><td>2000</td><td>2001</td><td>2002</td><td>2003</td><td>2004</td><td>2005</td><td>2006</td><td>2007</td><td>2008</td><td>2009</td></tr> <tr><td>2010</td><td>2011</td><td>2012</td><td>2013</td><td>2014</td><td>2015</td><td>2016</td><td>2017</td><td>2018</td><td>2019</td></tr> <tr><td></td><td></td><td>WEST</td><td></td><td></td><td></td><td></td><td></td><td></td><td></td></tr> <tr><td></td><td></td><td>EAST</td><td></td><td></td><td></td><td></td><td></td><td></td><td></td></tr> </table>		1980	1981	1982	1983	1984	1985	1986	1987	1988	1989	1990	1991	1992	1993	1994	1995	1996	1997	1998	1999	2000	2001	2002	2003	2004	2005	2006	2007	2008	2009	2010	2011	2012	2013	2014	2015	2016	2017	2018	2019			WEST										EAST							
1980	1981	1982	1983	1984	1985	1986	1987	1988	1989																																																				
1990	1991	1992	1993	1994	1995	1996	1997	1998	1999																																																				
2000	2001	2002	2003	2004	2005	2006	2007	2008	2009																																																				
2010	2011	2012	2013	2014	2015	2016	2017	2018	2019																																																				
		WEST																																																											
		EAST																																																											

No.	Name	Label	Survey period	Survey frequency
3.4.263)	vg_psalstead_min	lower bound: probability of steady sales - next quarter	East and West since 12/2012	quarterly survey

**Wording of question**

<p>since 12/2012</p> <p><b>How do you evaluate the probability of steady sales in your field in quarter "k"??</b></p> <p>probability is between <input type="text"/> % and <input type="text"/> % (please enter integral numbers)</p>	<p><b>Further information</b></p> <p>Denoted lower bound: Probability of steady sales next quarter</p> <p>**"k" either denotes the following quarter or the current quarter Example:</p> <p>If the question was posed at the end of the fourth quarter, the the question refers to the following first quarter. If it is posed at the beginning of the second quarter it refers to the second quarter</p> <p><b>Further notes:</b></p> <p>The variable indicates the lower one of the two denoted values</p>																																																												
<p><b>Time span of variable</b></p> <table border="1"> <tr><td>1980</td><td>1981</td><td>1982</td><td>1983</td><td>1984</td><td>1985</td><td>1986</td><td>1987</td><td>1988</td><td>1989</td></tr> <tr><td>1990</td><td>1991</td><td>1992</td><td>1993</td><td>1994</td><td>1995</td><td>1996</td><td>1997</td><td>1998</td><td>1999</td></tr> <tr><td>2000</td><td>2001</td><td>2002</td><td>2003</td><td>2004</td><td>2005</td><td>2006</td><td>2007</td><td>2008</td><td>2009</td></tr> <tr><td>2010</td><td>2011</td><td>2012</td><td>2013</td><td>2014</td><td>2015</td><td>2016</td><td>2017</td><td>2018</td><td>2019</td></tr> <tr><td></td><td></td><td>WEST</td><td></td><td></td><td></td><td></td><td></td><td></td><td></td></tr> <tr><td></td><td></td><td>EAST</td><td></td><td></td><td></td><td></td><td></td><td></td><td></td></tr> </table>		1980	1981	1982	1983	1984	1985	1986	1987	1988	1989	1990	1991	1992	1993	1994	1995	1996	1997	1998	1999	2000	2001	2002	2003	2004	2005	2006	2007	2008	2009	2010	2011	2012	2013	2014	2015	2016	2017	2018	2019			WEST										EAST							
1980	1981	1982	1983	1984	1985	1986	1987	1988	1989																																																				
1990	1991	1992	1993	1994	1995	1996	1997	1998	1999																																																				
2000	2001	2002	2003	2004	2005	2006	2007	2008	2009																																																				
2010	2011	2012	2013	2014	2015	2016	2017	2018	2019																																																				
		WEST																																																											
		EAST																																																											





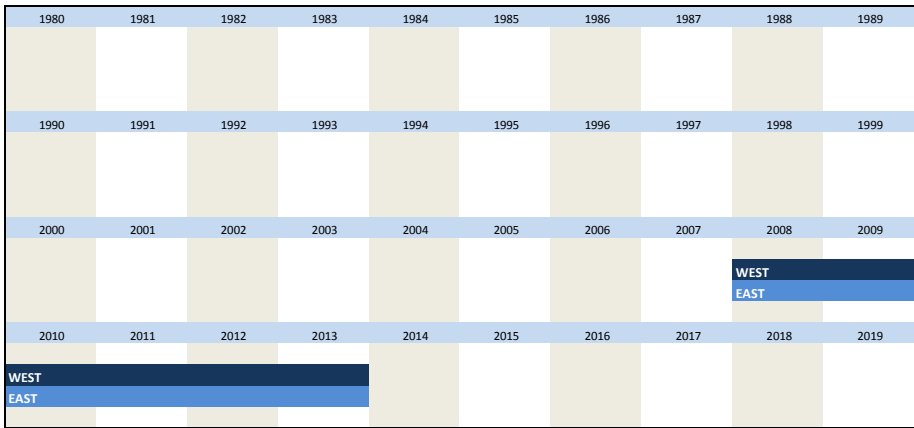
Expected surplus less tax or loss of our company in % of the net returns on sales in 20XX\*

<b>if surplus:</b>		<b>if loss:</b>	
up to 1%		0 to -1%	
> 1 to 2%		< -1 to -2%	
> 2 to 3%		< -2 to -3%	
> 3 to 4%		< -3 to -4%	
> 4%		< -4%	

in fact about ..... %

\*20XX denotes the year under report

Time span of variable



No.	Name	Label	Survey period	Survey frequency
3.4.267)	vg_ros_surp	return on sales: surplus	East and West since 09/2008	May, Sep

Wording of question

since 09/2008

Expected surplus less tax or loss of our company in % of the net returns on sales in 20XX\*

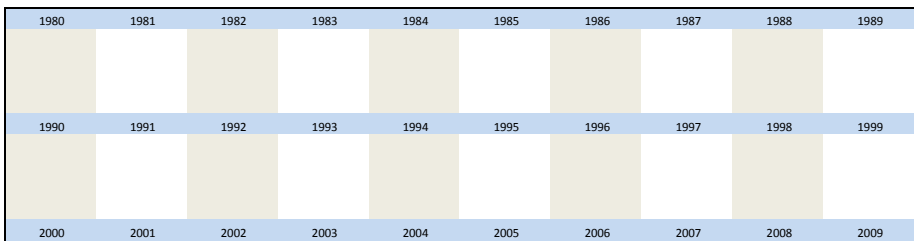
<b>if surplus:</b>		<b>if loss:</b>	
up to 1%		0 to -1%	
> 1 to 2%		< -1 to -2%	
> 2 to 3%		< -2 to -3%	
> 3 to 4%		< -3 to -4%	
> 4%		< -4%	

in fact about ..... %

Further information

\*20XX denotes the year under report

Time span of variable



								WEST	
								EAST	
2010	2011	2012	2013	2014	2015	2016	2017	2018	2019
WEST									
EAST									

No.	Name	Label	Survey period	Survey frequency
3.4.268)	vg_russia1	Russia/Ukraine conflict q1	East and West 05/2014 and 06 2014	once

Wording of question

06/2014	Further Information
D) Does your company have business connections to Russia?	
<input type="checkbox"/> yes[1] <input type="checkbox"/> no[2]	
Time span of variable	
1980 1981 1982 1983 1984 1985 1986 1987 1988 1989	
1990 1991 1992 1993 1994 1995 1996 1997 1998 1999	
2000 2001 2002 2003 2004 2005 2006 2007 2008 2009	
2010 2011 2012 2013 2014 2015 2016 2017 2018 2019	
WEST	
EAST	

No.	Name	Label	Survey period	Survey frequency
3.4.269)	vg_russia2	Russia/Ukraine conflict q2	East and West 05/2014 and 06 2014	once

Wording of question

06/2014	Further Information
D) Does your company have business connections to Russia?	
<input type="checkbox"/> yes <input type="checkbox"/> no	
If yes:	
<input type="checkbox"/> imports from Russia [1]	
Time span of variable	
1980 1981 1982 1983 1984 1985 1986 1987 1988 1989	
1990 1991 1992 1993 1994 1995 1996 1997 1998 1999	
2000 2001 2002 2003 2004 2005 2006 2007 2008 2009	
2010 2011 2012 2013 2014 2015 2016 2017 2018 2019	

		WEST EAST		
--	--	--------------	--	--

No.	Name	Label	Survey period	Survey frequency
-----	------	-------	---------------	------------------

3.4.270)	vg_russia3	Russia/Ukraine conflict q3	East and West 05/2014 and 06 2014	once
----------	------------	----------------------------	-----------------------------------	------

Wording of question

06/2014	Further Information
D) Does your company have business connections to Russia?	
<input type="checkbox"/> yes <input type="checkbox"/> no	
If yes:	
<input type="text"/> Exports to Russia [1]	

Time span of variable

1980	1981	1982	1983	1984	1985	1986	1987	1988	1989
1990	1991	1992	1993	1994	1995	1996	1997	1998	1999
2000	2001	2002	2003	2004	2005	2006	2007	2008	2009
2010	2011	2012	2013	2014	2015	2016	2017	2018	2019

WEST  
EAST

No.	Name	Label	Survey period	Survey frequency
-----	------	-------	---------------	------------------

3.4.271)	vg_russia4	Russia/Ukraine conflict q4	East and West 05/2014 and 06 2014	once
----------	------------	----------------------------	-----------------------------------	------

Wording of question

06/2014	Further Information
D) Does your company have business connections to Russia?	
<input type="checkbox"/> yes <input type="checkbox"/> no	
If yes:	
<input type="text"/> Joint ventures with russian companies [1]	

Time span of variable

1980	1981	1982	1983	1984	1985	1986	1987	1988	1989
1990	1991	1992	1993	1994	1995	1996	1997	1998	1999
2000	2001	2002	2003	2004	2005	2006	2007	2008	2009
2010	2011	2012	2013	2014	2015	2016	2017	2018	2019

		WEST EAST		
--	--	--------------	--	--

No.	Name	Label	Survey period	Survey frequency
-----	------	-------	---------------	------------------

3.4.272)	vg_russia5	Russia/Ukraine conflict q5	East and West 05/2014 and 06 2014	once
----------	------------	----------------------------	-----------------------------------	------

Wording of question

06/2014	Further Information
D) Does your company have business connections to Russia?	
<input type="checkbox"/> yes <input type="checkbox"/> no	
If yes:	
<input type="text"/> own branches in Russia [1]	

Time span of variable

1980	1981	1982	1983	1984	1985	1986	1987	1988	1989
1990	1991	1992	1993	1994	1995	1996	1997	1998	1999
2000	2001	2002	2003	2004	2005	2006	2007	2008	2009
2010	2011	2012	2013	2014	2015	2016	2017	2018	2019

WEST  
EAST

No.	Name	Label	Survey period	Survey frequency
-----	------	-------	---------------	------------------

3.4.273)	vg_russia6	Russia/Ukraine conflict q6	East and West 05/2014 and 06 2014	once
----------	------------	----------------------------	-----------------------------------	------

Wording of question

06/2014	Further Information
D) Does your company have business connections to Russia?	
<input type="checkbox"/> yes <input type="checkbox"/> no	
If yes:	
<input type="text"/> via other companies [1]	

Time span of variable

1980	1981	1982	1983	1984	1985	1986	1987	1988	1989
1990	1991	1992	1993	1994	1995	1996	1997	1998	1999
2000	2001	2002	2003	2004	2005	2006	2007	2008	2009
2010	2011	2012	2013	2014	2015	2016	2017	2018	2019

			WEST EAST		
--	--	--	--------------	--	--

No.	Name	Label	Survey period	Survey frequency
-----	------	-------	---------------	------------------

3.4.274)	vg_russia7	Russia/Ukraine conflict q7	East and West 05/2014 and 06 2014	once
----------	------------	----------------------------	-----------------------------------	------

Wording of question

06/2014	Further information
D) Did you already experience impairments due to the russian-ukrainian conflict?	
<input type="checkbox"/> yes[1] <input type="checkbox"/> no[2]	

Time span of variable

1980	1981	1982	1983	1984	1985	1986	1987	1988	1989
1990	1991	1992	1993	1994	1995	1996	1997	1998	1999
2000	2001	2002	2003	2004	2005	2006	2007	2008	2009
2010	2011	2012	2013	2014	2015	2016	2017	2018	2019
				WEST EAST					

No.	Name	Label	Survey period	Survey frequency
-----	------	-------	---------------	------------------

3.4.275)	vg_russia8	Russia/Ukraine conflict q8	East and West 05/2014 and 06 2014	once
----------	------------	----------------------------	-----------------------------------	------

Wording of question

06/2014	Further information
D) Are you expecting future impairments for your company?	
<input type="checkbox"/> yes[1] <input type="checkbox"/> no[2]	

Time span of variable

1980	1981	1982	1983	1984	1985	1986	1987	1988	1989
1990	1991	1992	1993	1994	1995	1996	1997	1998	1999
2000	2001	2002	2003	2004	2005	2006	2007	2008	2009
2010	2011	2012	2013	2014	2015	2016	2017	2018	2019
				WEST EAST					

No.	Name	Label	Survey period	Survey frequency
-----	------	-------	---------------	------------------

3.4.276)	vg_salesexp	sales expectancy	West 01/1980 to 06/1994	monthly survey
----------	-------------	------------------	-------------------------	----------------

**Wording of question**

<p>01/1980 to 06/1994</p> <p>During the next 3 months our (domestic and foreign) sales of XY will expectedly be</p> <p style="text-align: center;"> <input type="checkbox"/> raising [1]  <input type="checkbox"/> not changing [2]  <input type="checkbox"/> falling [3]         </p> <p>in terms of quantity compared to the corresponding period of previous year</p>	<p><b>Further information</b></p> <p>Sales expectancy</p> <p>Inquired for food and luxury food industries</p>																																																												
<p><b>Time span of variable</b></p> <table border="1" style="width: 100%; text-align: center;"> <tr> <td>1980</td><td>1981</td><td>1982</td><td>1983</td><td>1984</td><td>1985</td><td>1986</td><td>1987</td><td>1988</td><td>1989</td> </tr> <tr style="background-color: #002060; color: white;"> <td colspan="10">WEST</td> </tr> <tr> <td>1990</td><td>1991</td><td>1992</td><td>1993</td><td>1994</td><td>1995</td><td>1996</td><td>1997</td><td>1998</td><td>1999</td> </tr> <tr style="background-color: #002060; color: white;"> <td colspan="10">WEST</td> </tr> <tr> <td>2000</td><td>2001</td><td>2002</td><td>2003</td><td>2004</td><td>2005</td><td>2006</td><td>2007</td><td>2008</td><td>2009</td> </tr> <tr> <td>2010</td><td>2011</td><td>2012</td><td>2013</td><td>2014</td><td>2015</td><td>2016</td><td>2017</td><td>2018</td><td>2019</td> </tr> </table>		1980	1981	1982	1983	1984	1985	1986	1987	1988	1989	WEST										1990	1991	1992	1993	1994	1995	1996	1997	1998	1999	WEST										2000	2001	2002	2003	2004	2005	2006	2007	2008	2009	2010	2011	2012	2013	2014	2015	2016	2017	2018	2019
1980	1981	1982	1983	1984	1985	1986	1987	1988	1989																																																				
WEST																																																													
1990	1991	1992	1993	1994	1995	1996	1997	1998	1999																																																				
WEST																																																													
2000	2001	2002	2003	2004	2005	2006	2007	2008	2009																																																				
2010	2011	2012	2013	2014	2015	2016	2017	2018	2019																																																				

No.	Name	Label	Survey period	Survey frequency
3.4.277)	vg_skellack	lack of skilled employees	West 01/1991 to 10/1995 East and West since 01/2002	Jan, Apr, Jul, Oct Jan, Apr, Jul, Oct

**Wording of question**

<p>since 01/2002</p> <p>Our domestic production of XY is currently constrained.</p> <p>If yes, by following factors:</p> <p style="text-align: center;">Lack of skilled employees [1] <input type="checkbox"/></p>	<p><b>Further information</b></p> <p>Lack of skilled employees</p> <p>* see variable 3.6) mplack</p>																																																																																										
<p><b>Time span of variable</b></p> <table border="1" style="width: 100%; text-align: center;"> <tr> <td>1980</td><td>1981</td><td>1982</td><td>1983</td><td>1984</td><td>1985</td><td>1986</td><td>1987</td><td>1988</td><td>1989</td> </tr> <tr> <td>1990</td><td>1991</td><td>1992</td><td>1993</td><td>1994</td><td>1995</td><td>1996</td><td>1997</td><td>1998</td><td>1999</td> </tr> <tr style="background-color: #002060; color: white;"> <td colspan="10">WEST</td> </tr> <tr> <td>2000</td><td>2001</td><td>2002</td><td>2003</td><td>2004</td><td>2005</td><td>2006</td><td>2007</td><td>2008</td><td>2009</td> </tr> <tr style="background-color: #002060; color: white;"> <td colspan="10">WEST</td> </tr> <tr style="background-color: #002060; color: white;"> <td colspan="10">EAST</td> </tr> <tr> <td>2010</td><td>2011</td><td>2012</td><td>2013</td><td>2014</td><td>2015</td><td>2016</td><td>2017</td><td>2018</td><td>2019</td> </tr> <tr style="background-color: #002060; color: white;"> <td colspan="10">WEST</td> </tr> <tr style="background-color: #002060; color: white;"> <td colspan="10">EAST</td> </tr> </table>		1980	1981	1982	1983	1984	1985	1986	1987	1988	1989	1990	1991	1992	1993	1994	1995	1996	1997	1998	1999	WEST										2000	2001	2002	2003	2004	2005	2006	2007	2008	2009	WEST										EAST										2010	2011	2012	2013	2014	2015	2016	2017	2018	2019	WEST										EAST									
1980	1981	1982	1983	1984	1985	1986	1987	1988	1989																																																																																		
1990	1991	1992	1993	1994	1995	1996	1997	1998	1999																																																																																		
WEST																																																																																											
2000	2001	2002	2003	2004	2005	2006	2007	2008	2009																																																																																		
WEST																																																																																											
EAST																																																																																											
2010	2011	2012	2013	2014	2015	2016	2017	2018	2019																																																																																		
WEST																																																																																											
EAST																																																																																											

No.	Name	Label	Survey period	Survey frequency
3.4.278)	vg_statebus_sl	state of business (VAS)	West since 08/2005 East since 08/2005	monthly survey monthly survey

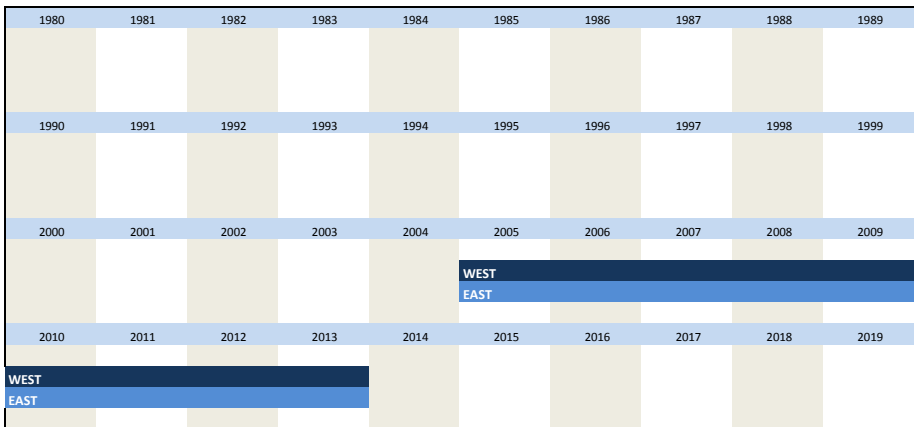
**Wording of question**

<p>since 08/2005</p> <p><b>Current situation</b></p>	<p><b>Further information</b></p> <p>Appraisal of the state of business (VAS)</p>
--	---

We consider our state of business to be

Other than the variable **2.1) statebus** the state of business is rated based on a visual analog scale

Time span of variable



No.	Name	Label	Survey period	Survey frequency
3.4.279)	vg_stinwe	stock of inventories in weeks	West since 02/1980 East since 02/2001	Feb, May, Aug, Nov Feb, May, Aug, Nov

Wording of question

02/2001 to 11/2001

No questionnaires for the East available

---

02/1980 to 08/1981

**Stock of inventories**  
Our stock of unsold finished goods of XY currently equate to

weeks of production (measured by the current extent of production)

---

11/1981 to 11/2001

**Stock of inventories**  
Our stock of unsold finished goods of XY currently equate to

weeks of production (measured by the current extent of production)

---

since 02/2002

**Stock of inventories**  
Our stock of unsold finished goods of XY currently equate to a

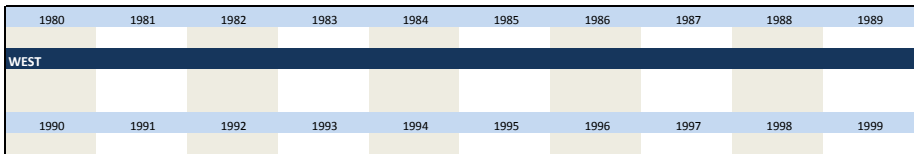
\*\*measured by the current extent of production

Further information

Stock of inventories in weeks in weeks

\* 08/1980  
"no stock of inventories" = 0 weeks  
"less than 1/2" = 0,3 weeks  
"more than 6, in fact", but just ticked = 8 weeks

Time span of variable





WEST									
2000	2001	2002	2003	2004	2005	2006	2007	2008	2009
WEST									
EAST									
2010	2011	2012	2013	2014	2015	2016	2017	2018	2019
WEST									
EAST									

No.	Name	Label	Survey period	Survey frequency
3.4.280)	vg_strength	strengthening	West 08/1981 to 02/1993	Feb, May, Aug, Nov

Wording of question

Wording of question	Further information
<p>since 08/1981</p> <p><b>Feedstock</b> Our stock of the most important raw materials and pre-materials to produce XY is currently [...]</p> <p><b>if relatively low:</b> The feedstock became scarce due to</p> <p style="text-align: right;">strengthened production [1] <input type="text"/></p>	<p>strengthened production</p> <p>Not inquired in November 1981</p>

Time span of variable

1980	1981	1982	1983	1984	1985	1986	1987	1988	1989
WEST									
1990	1991	1992	1993	1994	1995	1996	1997	1998	1999
WEST									
2000	2001	2002	2003	2004	2005	2006	2007	2008	2009
2010	2011	2012	2013	2014	2015	2016	2017	2018	2019

No.	Name	Label	Survey period	Survey frequency
3.4.281)	vg_stwork	short-time work	West 01/1980 to 10/2001 East 01/1991 to 12/2000 East 01/2001 to 10/2001 East and West since 01/2002	Jan, Apr, Jul, Oct monthly survey Jan, Apr, Jul, Oct Mrch, Jun, Sep, Dec

Wording of question

Wording of question	Further information
<p>01/1991 to 10/2001</p> <p>No questionnaires for the East available</p> <p>since 01/1980</p> <p>We currently have short-time work</p> <p style="text-align: center;"><input type="text"/> yes [1]    <input type="text"/> no [2]</p>	<p>Short-time work</p>

Time span of variable

1980	1981	1982	1983	1984	1985	1986	1987	1988	1989
WEST									
1990	1991	1992	1993	1994	1995	1996	1997	1998	1999
WEST									

EAST									
2000	2001	2002	2003	2004	2005	2006	2007	2008	2009
WEST									
EAST									
2010	2011	2012	2013	2014	2015	2016	2017	2018	2019
WEST									
EAST									

No.	Name	Label	Survey period	Survey frequency
3.4.282)	vg_stworkexp	expected short-time work	West 01/1980 to 10/2001 East 01/1991 to 12/2000 East 01/2001 to 10/2001 East and West since 01/2002	Jan, Apr, Jul, Oct monthly survey Jan, Apr, Jul, Oct Mrch, Jun, Sep, Dec

Wording of question

01/1991 to 10/2001

No questionnaires for the East available

---

01/1980 to 10/2001

During the next 3 months we will expectedly work short-time

yes [1]     no [2]

---

since 03/2002

During the next 3 months we will expectedly work short-time

yes [1]     no [2]

Further information

Expected short-time work

Time span of variable

1980	1981	1982	1983	1984	1985	1986	1987	1988	1989
WEST									
1990	1991	1992	1993	1994	1995	1996	1997	1998	1999
WEST									
EAST									
2000	2001	2002	2003	2004	2005	2006	2007	2008	2009
WEST									
EAST									
2010	2011	2012	2013	2014	2015	2016	2017	2018	2019
WEST									
EAST									

No.	Name	Label	Survey period	Survey frequency
3.4.283)	vg_surp_cat	return on sales: surplus (category)	East and West since 09/2008	May, Sep

Wording of question

since 09/2008

Expected surplus less tax or loss of our company in % of the net returns on sales in 20XX\*

<b>if surplus:</b>		<b>if loss:</b>	
up to 1%	<input type="text"/> [1]	0 to -1%	<input type="text"/>
> 1 to 2%	<input type="text"/> [2]	< -1 to -2%	<input type="text"/>
> 2 to 3%	<input type="text"/> [3]	< -2 to -3%	<input type="text"/>
> 3 to 4%	<input type="text"/> [4]	< -3 to -4%	<input type="text"/>
> 4%	<input type="text"/> [5]	< -4%	<input type="text"/>

Further information

\*20XX denotes the year under report

Time span of variable

1980	1981	1982	1983	1984	1985	1986	1987	1988	1989
1990	1991	1992	1993	1994	1995	1996	1997	1998	1999
2000	2001	2002	2003	2004	2005	2006	2007	2008	2009
								WEST	
								EAST	
2010	2011	2012	2013	2014	2015	2016	2017	2018	2019
WEST									
EAST									

No.	Name	Label	Survey period	Survey frequency
2.4.284)	vg_uticapap	capacity utilization (appraisal)	West 03/1980 to 09/2001 East 07/1992 to 07/1993 East 12/1993 to 09/2001 East and West since 01/2002	Mrch, Jun, Sep, Dec Mrch, Jul, Oct, Dec Mrch, Jul, Sep, Dec Jan, Apr, Jul, Oct

Wording of question

07/1992 to 09/2001	Further information
No questionnaires for the East available	Appraisal of the technical capacity
since 03/1980	*09/94, 09/95, 09/96, 09/97, 09/98 09/99, 09/00, 09/01 "(only domestic)"
Taking into account our current order backlog and the and the new orders we expect for the next 12 months our current technical capacities* we consider our technical capacities* for XY	
more than sufficient [1] sufficient [2] not sufficient [3]	

Time span of variable

1980	1981	1982	1983	1984	1985	1986	1987	1988	1989
WEST									
1990	1991	1992	1993	1994	1995	1996	1997	1998	1999
WEST									
		EAST							
2000	2001	2002	2003	2004	2005	2006	2007	2008	2009
WEST									
EAST									
2010	2011	2012	2013	2014	2015	2016	2017	2018	2019
WEST									
EAST									

No.	Name	Label	Survey period	Survey frequency
3.4.285)	vg_weaken	weakening	West 08/1981 to 02/1993	Feb, May, Aug, Nov

Wording of question

since 08/1981	Further information
<b>Feedstock</b> Our stock of the most important raw materials and pre-materials to produce XY is currently [...]	weakening
<b>if relatively high:</b>  We currently have a high stock because of	**"currently" since 02/1988  Not inquired in November 1981
The feedstock increased due to a weakening (in demand) [1]	

Time span of variable									
1980	1981	1982	1983	1984	1985	1986	1987	1988	1989
WEST									
1990	1991	1992	1993	1994	1995	1996	1997	1998	1999
WEST									
2000	2001	2002	2003	2004	2005	2006	2007	2008	2009
2010	2011	2012	2013	2014	2015	2016	2017	2018	2019

No.	Name	Label	Survey period	Survey frequency
3.4.286)	vg_weight	weight	West since 01/1980 East since 01/1991	monthly survey monthly survey

Further information									
weight: calculated by this formula:									
$(\log_d('emppro2'))^d$									
Weighting refers to employees per product 'emppro2'									
1980	1981	1982	1983	1984	1985	1986	1987	1988	1989
WEST									
1990	1991	1992	1993	1994	1995	1996	1997	1998	1999
WEST									
EAST									
2000	2001	2002	2003	2004	2005	2006	2007	2008	2009
WEST									
EAST									
2010	2011	2012	2013	2014	2015	2016	2017	2018	2019
WEST									
EAST									