



List of Variables

EBDC Business Expectations Panel

Data: 01/1980-06/2015

As of May 2016

Contents
Description of variables

Page 1-7
Page 8-192

LMU-ifo Economics & Business Data Center (EBDC)

Poschingerstr. 5
81679 München

1. Identification variables

No.	Name	Label	German description
1.1)	survey	survey name	Umfrage
1.2)	code	code of dataset	Code des Datensatzes
1.3)	bep_company_id	company identifier	Firmennummer
1.4)	questionnaire_id	questionnaire identifier per company	Fragebogennummer
1.5)	sector_id	sector identifier per questionnaire	Sektornummer
1.6)	sector_bau	classification according to federal statistical office (type of construction)	Bausektor, Einteilung nach amtlicher Statistik
1.7)	sector_ifo	ifo sector classification	ifo Sektorklassifizierung
1.8)	sector_sypro	sypro sector classification	sypro Sektorklassifizierung
1.9)	sector_wz93	wz93 sector classification	wz93 Sektorklassifizierung
1.10)	sector_wz03	wz03 sector classification	wz03 Sektorklassifizierung
1.11)	sector_wz08	wz08 sector classification	wz08 sektorklassifizierung
1.12)	sector_east	ifo sector number for east germany	ifo Sektorklassifizierung für Ostdeutschland
1.13)	sector_total	ebdc sector classification	EBDC Sektorklassifizierung
1.14)	online	online	Art der Datenerhebung
1.15)	year	year	Jahr
1.16)	month	month	Monat
1.17)	month_counter	number of months reported with Ifo	Anzahl der Berichtsmonate im Jahr
1.18)	fedstaifo	federal state (Ifo-code)	Bundesland gemäß dem Ifo-code
1.19)	han_typequ	type of questionnaire	Fragebogenform (aus dem Ifo-Datensatz)
1.20)	han_typtra	trade volume	Handelsvolumen (aus dem Ifo-Datensatz)
1.21)	wz03_main_code_company	wz03_main_code_company	Nationaler Industrie-Code Haupttätigkeit (WZ 03 Klassifikation (Amadeus/Hoppenstedt))
1.22)	wz03_main_description_company	wz03_main_description_company	Beschreibung der Haupttätigkeit des Unternehmens WZ 03 (Amadeus/Hoppenstedt)
1.23)	wz03_sec_code_company	wz03_sec_code_company	Nationaler Industrie-Code Nebentätigkeit (WZ 03 Klassifikation (Amadeus))
1.24)	wz03_sec_description_company	wz03_sec_description_company	Beschreibung der Nebentätigkeit des Unternehmens WZ 03 (Amadeus)
1.25)	wz08_main_code_company	wz08_main_code_company	Nationaler Industrie-Code Haupttätigkeit (WZ 08 Klassifikation (Amadeus))
1.26)	wz08_main_description_company	wz08_main_description_company	Beschreibung der Haupttätigkeit des Unternehmens WZ 08 (Amadeus)
1.27)	wz08_sec_code_company	wz08_sec_code_company	Nationaler Industrie-Code Nebentätigkeit (WZ 08 Klassifikation (Amadeus))
1.28)	wz08_sec_description_company	wz08_sec_description_company	Beschreibung der Nebentätigkeit des Unternehmens WZ 08 (Amadeus)
1.29)	date_of_incorporation	incorporation date of company	Tag/Jahr oder Datum der Unternehmensgründung (Amadeus/Hoppenstedt)
1.30)	legal_form	legal form of company	Rechtsform des Unternehmens (Amadeus/Hoppenstedt)
1.31)	publicly_quoted	listing on stock exchange- yes/no	Börsennotierung - ja/ nein (Amadeus)
1.32)	reporting_basis	type of reported account	Art der Bilanz (Amadeus/Hoppenstedt)
1.33)	type_income_statement	type of income statement	Ursprüngliches GuV-Verfahren (Gesamt- / Umsatzkosten (Hoppenstedt))
1.34)	account_date	end date of account	Bilanzabschlussdatum (Amadeus/Hoppenstedt)
1.35)	number_of_months	number of months balance sheet refers to	Anzahl der Monate auf die sich die Bilanz bezieht (Amadeus/Hoppenstedt)
1.36)	short_business_year	balance sheet data for less than 12 months	Bilanzdaten beziehen sich auf Zeitraum kürzer als 12 Monate (Amadeus/Hoppenstedt)
1.37)	number_rec_shareholders	number of recorded shareholders	Anzahl der erfassten Anteilseigner (Amadeus)
1.38)	number_rec_subsidiaries	number of recorded subsidiaries	Anzahl der erfassten Tochterfirmen (Amadeus)
1.39)	account_currency	currency of account	Bilanzwährung (Amadeus/Hoppenstedt)
1.40)	employees_account_date	number of employees at account date	Anzahl der Beschäftigten zum Bilanzstichtag (Amadeus)
1.41)	database	(A)madeus/ (H)oppenstedt	Ursprüngliche Bilanzdatenbank/ Datenquelle

2. Balance-sheet and income statement variables

No.	Name	Label	German description
2.1)	fixed_assets	fixed assets	Anlagevermögen
2.1.1)	intangible_assets	intangible assets	Immaterielle Vermögenswerte
2.1.2)	tangible_assets	tangible assets	Materielle Vermögenswerte
2.1.2.1)	land_buildings	tangible assets: land and buildings	Materielle Vermögenswerte: davon Grundstücke und Gebäude
2.1.2.2)	plant_machinery	tangible assets: plant and machinery	Materielle Vermögenswerte: davon Anlagen und Maschinen
2.1.3)	financial_assets	financial assets	Geldvermögen
2.2)	current_assets	current assets	Betriebsvermögen (einschließlich Rechnungsabgrenzungsposten (aktiva))
2.2.1)	inventories	inventories	Bestände
2.2.1.1)	raw_materials_and_supplies	inventories: raw materials and supplies	Bestände: Rohstoffe und Betriebsstoffe
2.2.2)	accounts_receivable	accounts receivable and other assets	Forderungen und sonstige Vermögensgegenstände
2.2.2.1)	trade_accounts_receivable	trade accounts receivable	Forderungen aus Lieferungen
2.2.2.2)	receivables_fr_affil_assoc	receivables from affiliates and associates	Forderungen von Tochtergesellschaften und angebotenen Unternehmen
2.2.3)	cash_cash_equivalent	cash & cash equivalents	Liquide Mittel (Bankguthaben etc.)
2.3)	accrued_income	accrued income	Rechnungsabgrenzungsposten (aktiva)
2.4)	total_assets	total assets	Bilanzsumme
2.5)	total_equity	total equity/ shareholders' funds	Eigenkapital (einschließlich Sonderposten oder Vorteilen)
2.5.1)	subscribed_capital	shareholders' funds - capital	Aktionären zurechenbare Fonds - Kapital
2.6)	other_shareholders_funds	subscribed capital	Rest von 2.5.) - 2.5.1.)
2.7)	reserves	shareholders' funds - reserves	Aktionären zurechenbare Fonds - Reserven (Kapital, Gewinnrücklagen, etc.)
2.8)	special_items_benefits	special items or benefits	Sonderposten oder Vorteile
2.9)	total_liabilities	liabilities	Gesamtverbindlichkeiten (einschließlich Rechnungsabgrenzungsposten(passiva))
2.9.1)	total_provisions	provisions in total	Rückstellungen gesamt
2.9.1.1)	pension_provisions	provisions for pensions	Rückstellungen für Renten
2.9.2)	total_debt	debt in total	Gesamtschulden
2.9.2.1)	short_term_debt	debt - thereof short term	Schulden - davon kurzfristig (einschließlich Rechnungsabgrenzungsposten)
2.9.2.2)	long_term_debt	debt - thereof long term	Schulden - davon langfristig
2.9.2.3)	trade_accounts_payable	trade accounts payable	zahlbare Forderungen
2.9.2.4)	bank_debt	debt to financial institutions	Schulden gegenüber Kreditinstituten
2.10)	deferred_income	deferred income	Rechnungsabgrenzungsposten (passiva)
2.11)	working_capital	working capital	Working capital
2.12)	net_current_assets	net current assets	Netto-Umlaufvermögen
2.13)	operating_revenue	operating revenue	kapitalisierte Vermögenswerte und andere Betriebseinnahmen)
2.14)	sales	sales	Umsätze
2.15)	cost_of_materials	cost of materials	Materialkosten
2.16)	staff_expenses	staff expenses	Personalaufwand
2.17)	depreciation	depreciation	Abschreibungen
2.18)	cost_of_goods_sold	cost of goods sold	Kosten der verkauften Waren
2.19)	gross_profit_loss	gross profit/ loss	Bruttogewinn/-verlust (nach Gesamtkosten / Umsatzkostenverfahren)
2.20)	other_operating_expenses	other operating expenses	Sonstige betriebliche Aufwendungen
2.21)	financial_profit_loss	financial profit/ loss	Finanzieller Gewinn/Verlust
2.21.1)	income_from_participations	income from participations	Erträge aus Beteiligungen
2.21.2)	interest_income	interest income	Zinsertrag
2.21.2.1)	interest_revenue	interest revenue	Zinsen und ähnliche Erträge
2.21.2.2)	interest_expenses	interest expenses	Zinsen und ähnliche Aufwendungen
2.22)	operating_profit	operating profit/ profit before tax	Betriebsgewinn/ Gewinn vor Steuern
2.23)	extraordinary_income	extraordinary income	Außergewöhnliche Erträge
2.24)	taxes	taxation	Besteuerung
2.24.1)	taxes_on_income	taxes on income	Steuern auf Einkommen
2.25)	profit_loss_for_period	profit/ loss for period	Gewinn / Verlust im Zeitraum
2.26)	accumulated_net_profit_loss	accumulated net profit/ loss	Akkumulierter Gewinn / Verlust
2.27)	dividend_payout	dividends paid out	Ausgezahlte Dividenden
2.28)	cash_flow	cash flow	Cash Flow nach folgender Definition: Gewinn / Verlust im Zeitraum + Abschreibungen

3. Variables of Ifo Business Survey

3.1 Variables referring to the past

No.	Name	Label	German description
3.1.1)	dl_demandlast	demand / sales last month versus same month of previous year	Entwicklung von Nachfrage/Umsatz im letzten Monat gegenüber dem Vorjahresmonat
3.1.2)	han_busvoly	business volume versus previous year	Umsatz im Vergleich zum Vorjahr
3.1.3)	han_questpercansw21	% to busvoly higher	Antwort zu Variable han_busvoly
3.1.4)	han_questpercansw22	% to busvoly as high as last year	Antwort zu Variable han_busvoly
3.1.5)	han_questpercansw23	% to busvoly lower	Antwort zu Variable han_busvoly
3.1.6)	dl_demandsales	demand / sales volume last 2-3 months	Entwicklung der Nachfrage/des Umsatz in den letzten 3 Monaten
3.1.7)	vg_demand	situation of demand	Nachfragesituation im vorangegangenen Monat
3.1.8)	bau_ordvpm	orders versus previous month	Auftragsbestand im vorangegangenen Monat
3.1.9)	vg_ordvpm	orders versus previous month	Auftragsbestand im vorangegangenen Monat
3.1.10)	bau_conactex	construction activity versus previous month	Bautätigkeit im Vormonat
3.1.11)	vg_provpmp	production versus previous month	Produktionstätigkeit im vorangegangenen Monat
3.1.12)	bau_prvpmp	prices versus previous month	Baupreise im Vergleich zum Vormonat (letzte 2-3 Monate)
3.1.13)	han_prvpmp	prices versus previous month	Handelspreise im Vergleich zum Vormonat (letzte 2-3 Monate)
3.1.14)	han_questpercansw51	% to prvpmp increased	Antwort zu Variable prvpmp
3.1.15)	han_questpercansw52	% to prvpmp not changed	Antwort zu Variable prvpmp
3.1.16)	han_questpercansw53	% to prvpmp decreased	Antwort zu Variable prvpmp
3.1.17)	vg_pricevpm	domestic prices of sale versus previous month	Inlandsverkaufspreise im vorangegangenen Monat

3.2 Variables referring to present state

No.	Name	Label	German description
3.2.1)	bau_statebus	state of business (appraisal)	Beurteilung der Geschäftslage
3.2.2)	dl_statebus	state of business (appraisal)	Beurteilung der Geschäftslage
3.2.3)	han_statebus	state of business (appraisal)	Beurteilung der Geschäftslage
3.2.4)	han_questpercansw11	% to statebus good	Antwort zu Variable han_statebus
3.2.5)	han_questpercansw12	% to statebus satisfiable	Antwort zu Variable han_statebus
3.2.6)	han_questpercansw13	% to statebus bad	Antwort zu Variable han_statebus
3.2.7)	vg_statebus	state of business (appraisal)	Beurteilung der Geschäftslage
3.2.8)	bau_orders	orders (appraisal)	Beurteilung des Auftragsbestandes
3.2.9)	dl_orders	orders (appraisal)	Beurteilung des Auftragsbestandes
3.2.10)	han_ords	ordering the next 3 months (versus previous year)	Beurteilung des Auftragsbestandes
3.2.11)	han_questpercansw71	% to ords raising	Antwort zu Variable han_ords
3.2.12)	han_questpercansw72	% to ords not changing	Antwort zu Variable han_ords
3.2.13)	han_questpercansw73	% to ords falling	Antwort zu Variable han_ords
3.2.14)	vg_orders	orders (appraisal)	Beurteilung des Auftragsbestandes
3.2.15)	bau_ranord	range of orders in months	Auftragsbestände in Monaten
3.2.16)	vg_ranord	range of orders in months	Auftragsbestände in Monaten
3.2.17)	han_feedst	feedstock (appraisal)	Lagerbestände
3.2.18)	han_questpercansw41	% to feedst too little	Antwort zu Variable han_feedst
3.2.19)	han_questpercansw42	% to feedst satisfiable	Antwort zu Variable han_feedst
3.2.20)	han_questpercansw43	% to feedst too much	Antwort zu Variable han_feedst
3.2.21)	vg_stin	stock of inventories	Beurteilung des Bestand an Fertigwaren
3.2.22)	bau_equiput2	equipment utilization in %	Kapazitätsauslastung in %
3.2.23)	vg_uticappc	capacity utilization in %	Auslastung der Anlagen in %
3.2.24)	vg_uticappc2	capacity utilization in % (end of prev. month)	Kapazitätsauslastung in %
3.2.25)	bau_constrain	constraints	
3.2.26)	dl_constrbus	constraints of business activity	
3.2.27)	han_constrain	constraints to production	
3.2.28)	vg_constrain	constraints to production	Behinderung der Produktionstätigkeit (ja / nein)
3.2.29)	bau_mplack	constraints: lack of manpower	
3.2.30)	dl_mplack	lack of manpower	
3.2.31)	han_mplack	lack of manpower	
3.2.32)	vg_mplack	lack of manpower	Arbeitskräftemangel
3.2.33)	bau_finan	constraints: financing	
3.2.34)	dl_finan	problems of financing	
3.2.35)	han_diffffin	difficulties of financing	
3.2.36)	vg_diffffin	difficulties of financing	Produktionsbehinderung durch Finanzierungsengpässe
3.2.37)	bau_ordlack	lack of orders	
3.2.38)	dl_lackdem	lack of demand	
3.2.39)	han_weakdem	weak demand	
3.2.40)	vg_ordlack	lack of orders	Auftragsmangel
3.2.41)	dl_lackroom	lack of room / buisness equipment	
3.2.42)	han_sclack	lack of spacial capacity	Raummangel
3.2.43)	dl_lacktec	lack of technical capacities	
3.2.44)	han_equip	equipment	
3.2.45)	vg_techcap	technical capacity	Technische Kapazität
3.2.46)	bau_weathcon	constraints: weather conditions	
3.2.47)	dl_weather	weather	
3.2.48)	han_weather	unfavourable weather	
3.2.49)	vg_weather	weather conditions	Produktionsbehinderung durch Wetterlage
3.2.50)	bau_othrea	constraints: other reasons	
3.2.51)	dl_othrea	other reasons	
3.2.52)	han_othrea	other reasons	
3.2.53)	vg_othrea	other reasons	Sonstige Faktoren / Andere Ursachen
3.2.54)	bau_matlack	constraints: lack of material	
3.2.55)	han_diffsup	difficulties of supply	
3.2.56)	vg_matlack	lack of material	Materialknappheit
3.2.57)	bau_emp	employees	
3.2.58)	bau_empl	employees all together	
3.2.59)	dl_employlast	employees last 2-3 months	
3.2.60)	han_empl	employees	
3.2.61)	vg_emppro	employees	Beschäftigte
3.2.62)	bau_credit	credit allocation	
3.2.63)	han_credit	credit allocation	
3.2.64)	vg_credit	credit allocation	Kreditvergabe

3.3 Variables referring to future state

No.	Name	Label	German description
3.3.1)	bau_comexp	expected commercial operations	
3.3.2)	dl_expectbus	expected business situation for the next 6 months	
3.3.3)	han_comexp	business development	Geschäftsentwicklung
3.3.4)	han_questpercansw81	% to han_comexp more favourable	Antwort zu Variable han_comexp
3.3.5)	han_questpercansw82	% to han_comexp not changing	Antwort zu Variable han_comexp
3.3.6)	han_questpercansw83	% to han_comexp more unfavourable	Antwort zu Variable han_comexp
3.3.7)	vg_comexp	expected comercial operations	Erwartete Geschäftslage
3.3.8)	bau_conactfut	construction activity in 3 months	
3.3.9)	vg_proexp	expected production	Erwartete Inländische Produktionstätigkeit
3.3.10)	bau_exppr	expected prices	
3.3.11)	dl_pricenext	prices for the next 3 months	
3.3.12)	han_exppr	expected prices	
3.3.13)	han_questpercansw61	% to exppr increasing	Antwort zu Variable han_exppr
3.3.14)	han_questpercansw62	% to exppr not changing	Antwort zu Variable han_exppr
3.3.15)	han_questpercansw63	% to exppr decreasing	Antwort zu Variable han_exppr
3.3.16)	vg_priceexp	expected domestic prices	Erwartete inländische Verkaufspreise
3.3.17)	bau_emplexp	expected employees	

3.3.18)	dl_employexp	expected employees for the next 2.3 months	
3.3.19)	han_employexp	expected employees	
3.3.20)	vg_empl	employees 12 months	Erwartete Beschäftigtenanzahl
3.3.21)	vg_employexp	expected lfo employees	Erwartete Entwicklung der Gesamtbeschäftigtenzahl durch Produktionsbehinderung durch Finanzierungsengpässe

3.4 Special questions

No.	Name	Label	
3.4.1)	participation_date	participation date	Teilnahmedatum
3.4.2)	participation_hour	participation hour	Teilnahmestunde
3.4.3)	participation_status	participation status	Teilnahmestatus
3.4.4)	survey_end	survey end	Beginn der Umfrage
3.4.5)	survey_start	survey start	Ende der Umfrage
3.4.6)	bau_backconst	backlog of constructions	Überhang an Bauten
3.4.7)	bau_belo	borrowed equipment: number in % for longer peric	Leihgeräte in Prozent, längerfristig
3.4.8)	bau_beper	borrowed equipment: number in %	Leihgeräte in Prozent
3.4.9)	bau_bes	borrowed equipment / subcontractors	Leihgeräte
3.4.10)	bau_beslc	borrowed equipment / subcontractors: for lack of c	Leihgeräte wegen Kapazitätsengpässen
3.4.11)	bau_bessw	borrowed equipment / subcontractors: special wor	Leihgeräte wegen Spezialarbeiten
3.4.12)	bau_bewill	borrowed equipment: willingness	Neigung Leihgeräte anzumieten
3.4.13)	bau_bewilp	borrowed equipment: willingness for longer period	Neigung Leihgeräte längerfristig anzumieten
3.4.14)	bau_cancord	cancellation of orders	Auslandsbau
3.4.15)	bau_cfc1	construction in foreign countries	Auslandsbau durch rechtlich selbständige Gesellschaften
3.4.16)	bau_cfcac	construction in foreign countries:associated company	Auslandsbau durch deutsche Stammfirma
3.4.17)	bau_cfcgh	construction in foreign countries:german headquarter	Auslandsbau durch Beteiligung an ortsansässigen Gesellschaften
3.4.18)	bau_cfcsh	construction in foreign countries:shareholding	Auftragsentwicklung in 2 Monaten
3.4.19)	bau_chord1	range of orders within next 2 months: complete	Auftragsentwicklung in 2 Monaten: sonstiger Tiefbau
3.4.20)	bau_chord2	range of orders within next 2 months:other civil engineering	Auftragsentwicklung in 2 Monaten: Öffentlicher Hochbau
3.4.21)	bau_chord3	range of orders within next 2 months:public civil engineering	Auftragsentwicklung in 2 Monaten: Gewerblicher Bau
3.4.22)	bau_chord4	range of orders within next 2 months:industrial civil engineering	Auftragsentwicklung in 2 Monaten: Wohnungsbau insgesamt
3.4.23)	bau_chord5	range of orders within next 2 months:domestic construction, complete	A. in 2 M.: Gebäude mit 3 oder mehr Wohnungen
3.4.24)	bau_chord6	range of orders within next 2 months: domesticconstruction: buildings of 3 or more	Auftragsentwicklung in 2 Monaten: Straßenbau
3.4.25)	bau_chord7	range of orders within next 2 months:road construction	Geschäftlage dieses Jahr im 3. Quartal
3.4.26)	bau_co1	medium-term expected commercial operations: 3. quarter	Geschäftlage dieses Jahr im 4. Quartal
3.4.27)	bau_co2	medium-term expected commercial operations: 4. quarter	Geschäftlage nächstes Jahr im 1. Quartal
3.4.28)	bau_co3	medium-term expected commercial operations: 1. quarter	Geschäftlage nächstes Jahr im 2. Quartal
3.4.29)	bau_co4	medium-term expected commercial operations: 2. quarter	Kreditvergabe
3.4.30)	bau_cvneg	in %	Veränderungen im Bauvolumen: Abnahme in %
3.4.31)	bau_cvno	changes in construction volume: no changes	Veränderungen im Bauvolumen
3.4.32)	bau_cvpos	changes in construction volume: positive changes in %	Veränderungen im Bauvolumen: Steigerung in %
3.4.33)	bau_cvpr_bdl	% of construction volume: by drawing lots (in general)	Anteil von Fachlosvergaben an Gesamtleistung des Vorjahres (insgesamt)
3.4.34)	bau_cvpr_gc	% of construction volume: as general contractor (in general)	Anteil von Tätigkeiten als Generalübernehmer an Gesamtleistung des Vorjahres (insgesamt)
3.4.35)	bau_cvpr_oth	% of constructio	Anteil von sonstigen Tätigkeiten an Gesamtleistung des Vorjahres (insgesamt)
3.4.36)	bau_cvpr_pc	% of construction volume: as prime contractor (in general)	Anteil von Tätigkeiten als Generalunternehmer an Gesamtleistung des Vorjahres (insgesamt)
3.4.37)	bau_cvpr_sc	% of construction volume: as subcontractor (in general)	Anteil von Tätigkeiten als Subunternehmer an Gesamtleistung des Vorjahres (insgesamt)
3.4.38)	bau_cvpr_solec	% of construction volume: as sole contractor (in general)	Anteil von Tätigkeiten als Totalunternehmer an Gesamtleistung des Vorjahres (insgesamt)
3.4.39)	bau_cvpu_bdl	% of construction volume: by drawing lots (public clients)	Anteil von Fachlosvergaben an Gesamtleistung des Vorjahres (öffentl. Auftraggeber)
3.4.40)	bau_cvpu_gc	% of construction volume: as general contractor (public clients)	Anteil von Tätigkeiten als Generalübernehmer an Gesamtleistung des Vorjahres (öffentl. Auftraggeber)
3.4.41)	bau_cvpu_oth	% of construction volume: others (public clients)	Anteil von sonstigen Tätigkeiten an Gesamtleistung des Vorjahres (öffentl. Auftraggeber)
3.4.42)	bau_cvpu_pc	% of construction volume: as prime contractor (public clients)	Anteil von Tätigkeiten als Generalunternehmer an Gesamtleistung des Vorjahres (öffentl. Auftraggeber)
3.4.43)	bau_cvpu_sc	% of construction volume: as subcontractor (public clients)	Anteil von Tätigkeiten als Subunternehmer an Gesamtleistung des Vorjahres (öffentl. Auftraggeber)
3.4.44)	bau_cvpu_solec	% of construction volume: as sole contractor (public clients)	Anteil von Tätigkeiten als Totalunternehmer an Gesamtleistung des Vorjahres (öffentl. Auftraggeber)
3.4.45)	bau_decon	decline of construction activity	Rückgang der Bauaktivitäten wegen Betriebsurlaub
3.4.46)	bau_difil_ce	difficulties filling vacancies: construction engineer	Dauer bis Besetzung im Bauingenieurbereich
3.4.47)	bau_difil_cp	difficulties filling vacancies: commercial professions	Dauer bis Besetzung im gewerblichen Bereich
3.4.48)	bau_difil_mc	difficulties filling vacancies: managerial staff (commerce)	Dauer bis Besetzung bei gewerblichem Führungspersonal
3.4.49)	bau_difil_so	difficulties filling vacancies: sales occupation	Dauer bis Besetzung im kaufmännischen Bereich
3.4.50)	bau_difil_tc	difficulties filling vacancies: trainees (commerce)	Dauer bis Besetzung bei gewerblichen Auszubildenden
3.4.51)	bau_diflvac	difficulties filling vacancies	Probleme offene Stellen zu Besetzen
3.4.52)	bau_employ	employee	Angestellte insgesamt
3.4.53)	bau_equiput1	equipment utilization (civil engineering) in %	Angestellte insgesamt
3.4.54)	bau_fambus	family business	Familienunternehmen
3.4.55)	bau_flight_eur	importance of flight connections in Europe	Bedeutung von Flugverbindungen zu Zielen in Europa
3.4.56)	bau_flight_ger	importance of flight connections in Germany	Bedeutung von Flugverbindungen zu Zielen in Deutschland
3.4.57)	bau_flight_world	importance of flight connections worldwide	Bedeutung von Flugverbindungen zu Ziele weltweit
3.4.58)	bau_indwork	industrial worker	Gewerbliche Arbeitnehmer
3.4.59)	bau_inwo	industrial worker	Arbeiter
3.4.60)	bau_lackwo2	lack of work (comparison)	Arbeitsausfall druch Sommerurlaub im Vgl. zum letzten Jahr
3.4.61)	bau_lackwoper	number lack of work in %	Arbeitsausfall durch Sommerurlaub
3.4.62)	bau_latecomer	latecomer	Nachzügler
3.4.63)	bau_numwor	number of workers	Arbeiter
3.4.64)	bau_ovtim	overtime	Überstunden

3.4.65)	bau_ovtimper	overtime in %	Überstunden in Prozent
3.4.66)	bau_pcgc_gen	We regularly act as prime/ general contractor (in general)	Regelmäßige Arbeit als Generalunter bzw. -übernehmer (allgemein)
3.4.67)	bau_pcgc_pub	We regularly act as prime/ general contractor (public clients)	Regelmäßige Arbeit als Generalunter bzw. -übernehmer (öffentl. Auftraggeber)
3.4.68)	bau_phcaw	plant holidays: cessation of all work	Betriebsurlaub des gesamten Baubetriebs
3.4.69)	bau_phcwbr	plant holidays:cessation of work of singular branches	Betriebsurlaub für einzelne Niederlassungen
3.4.70)	bau_phdur	plant holidays: duration in weeks	Betriebsurlaub in Wochen
3.4.71)	bau_phintr	year of introduction of plant holidays	Einführungsjahr des Betriebsurlaubs
3.4.72)	bau_phm	plant holidays:month (labels valid until 12/2000, af	Betriebsurlaub Monat / Juni
3.4.73)	bau_prcoco	prime costs covering	Erzielbare Baupreise
3.4.74)	bau_probl_pub	Are there problems regarding public procurement law (public clients)	Vergaberechtliche Probleme bei öffentlichen Auftraggebern
3.4.75)	bau_prop_gen	Propensity for placing orders with prime/ general contractors (in general)	Vergabe von Aufträgen als Generalunter-/übernehmer-Leistung (allgemein)
3.4.76)	bau_prop_pub	Propensity for placing orders with prime/ general contractors (public clients)	Vergabe von Aufträgen als Generalunter-/übernehmer-Leistung (öffentl. Auftraggeber)
3.4.77)	bau_prpa1	precast parts: utitization	Verwendung von Fertigteilen
3.4.78)	bau_prpacvm	precast parts:% of construction volumen at the moment	Fertigteile in % vom Bauwert
3.4.79)	bau_prpacvy	precast parts:% of construction volumen whole year	Fertigteile in % vom Bauwert im letzten Jahr
3.4.80)	bau_salvol1	sales volume in %: road construction	Umsatzanteil im Straßenbau
3.4.81)	bau_salvol2	sales volume in %: other civil engineering	Umsatzanteil im sonstigen Tiefbau
3.4.82)	bau_salvol3	sales volume in %: public civil engineering	Umsatzanteil im öffentlichen Hochbau
3.4.83)	bau_salvol4	sales volume in %: industrial civil engineering	Umsatzanteil im gewerblichen Bau
3.4.84)	bau_salvol5	sales volume in %: domestic construction	Umsatzanteil im Wohnungsbau insgesamt
3.4.85)	bau_salvol6	sales volume in %: buildings with 3 or more flats	Umsatzanteil im Häuserbau mit 3 oder mehr Wohnungen
3.4.86)	bau_salvol7	number of workers	Arbeiter
3.4.87)	bau_salvol8	employees all together	Angestellte insgesamt
3.4.88)	bau_sdbreach	special difficulties: breach of VOB-conditions	Verletzung der VOB-Bestimmungen
3.4.89)	bau_sdcc	special difficulties: constraints to construction	Baubehinderung
3.4.90)	bau_sdcoc	special difficulties: cancelation of order	Auftragsstornierungen
3.4.91)	bau_sdda	special difficulties: delay of final acceptance	Verzögerte Bauabnahme
3.4.92)	bau_sddp	special difficulties: defaulting payment	Säumige Zahlungsweise der Auftraggeber
3.4.93)	bau_sdlap	special difficulties: labor piracy of manpower	Abwerbung von Arbeitskräften
3.4.94)	bau_sdlop	special difficulties: accept the bid by the lowest price	Zuschlagserteilung auf das billigste Angebot
3.4.95)	bau_sdnopro	special difficulties: no severe problems	Keine größeren Probleme
3.4.96)	bau_seskivly	search for skilled workers vs. Last year	Suche nach Fachkräften verglichen mit dem Vorjahr
3.4.97)	bau_sper	subcontractors: % of sales volume	Umsatzanteil Subunternehmer
3.4.98)	bau_sphadis	sphere of action: % in same district	Umsatz im eigenen Landkreis
3.4.99)	bau_sphafc	sphere of action: % in foreign country	Umsatz im Ausland
3.4.100)	bau_sphaofs	sphere of action: % in other federal state	Umsatz in anderem Bundesland
3.4.101)	bau_sphasfs	sphere of action: % in same federal state	Umsatz im eigenen Bundesland
3.4.102)	bau_statill	status of employee's illness in %	Krankenstand
3.4.103)	bau_subannsal	subcontractor: % of annual sales	Umsatz Subunternehmer in Prozent zum eigenen Jahresumsatz
3.4.104)	bau_subdiv	subcontractor: % for other companies	Subunternehmerleistungen von sonstigen Unternehmen
3.4.105)	bau_subfor	% for foreign subcontractors	Leistungen ausländischer Subunternehmer
3.4.106)	bau_subfowo	subcontractor: % for formwork	Subunternehmerleistungen von Schalungsarbeiten / Gerüstbau
3.4.107)	bau_submain	subcontractor: % for main contract work	Subunternehmerleistungen des Bauhauptgewerbes
3.4.108)	bau_subreba	subcontractor: % for reinforcing bars	Subunternehmerleistungen von Biegen und Verlegen von Betonstahl
3.4.109)	bau_subtrans	subcontractor: % for transport company	Subunternehmerleistungen von Transportunternehmen
3.4.110)	bau_subupgr	subcontractor: % for upgrading work	Subunternehmerleistungen des Ausbaugewerbes
3.4.111)	bau_swil1	subcontractors: willingness	Vergabe von Spezialarbeiten an Subunternehmer
3.4.112)	bau_swil1	subcontractors: willingness	Vergabe von Spezialarbeiten an Subunternehmer
3.4.113)	bau_undcons	% of undocumented constructions	Statistisch noch nicht erfasste Bauten
3.4.114)	bau_vaclhy	vacancies during last 6 months	Offene Stellen während der letzten 6 Monate
3.4.115)	bau_vaclhy_ce	vacancies during last 6 months: construction engineer	Offene Stellen im Bereich: Bauingenieur
3.4.116)	bau_vaclhy_cp	vacancies during last 6 months: commercial professions	Offene Stellen im Bereich: gewerbliche Berufe
3.4.117)	bau_vaclhy_mc	vacancies during last 6 months: managerial staff (commerce)	Offene Stellen im Bereich: gewerbliches Führungspersonal
3.4.118)	bau_vaclhy_so	vacancies during last 6 months: sales occupation	Offene Stellen im Bereich: kaufmännische Berufe
3.4.119)	bau_vaclhy_tc	vacancies during last 6 months: trainees (commerce)	Offene Stellen im Bereich: gewerbliche Auszubildende
3.4.120)	bau_vacrepfea	% of vacancies reported to federal employment agency	% offener Stellen, die der Bundesagentur für Arbeit gemeldet wurden
3.4.121)	bau_westeast	western eastern	Unterscheidet zwischen West- und Osterhebung
3.4.122)	bau_wh1	working hours: payment of overtime	Bezahlung zusätzlicher Stunden
3.4.123)	bau_wh2	working hours: development	Entwicklung zusätzlich bezahlter Stunden
3.4.124)	bau_wh3	working hours: number in t-1	Zusätzlich bezahlte Stunden in t-1
3.4.125)	bau_wh4	working hours: number in t-2	Zusätzlich bezahlte Stunden in t-2
3.4.126)	bau_witilo	wintertime: lack of orders	Winterbau: Mangel an Aufträgen
3.4.127)	bau_witipw	wintertime: preference of workers	Winterbau: Präferenzen der Arbeiter
3.4.128)	bau_witirc	wintertime: reasons of construction	Winterbau: baubetriebliche Gründe
3.4.129)	bau_witiwoth	wintertime: work through	Winterbau
3.4.130)	dl_busvolqu	business volume last 3 months	Entwicklung der Geschäftslage in den letzten 3 Monaten
3.4.131)	dl_demandexp	expected demand / sales volume for the next 2-3 months	Erwartete Entwicklung von Nachfrage/Umsatz in den nächsten 2-3 Monaten
3.4.132)	dl_fambus	family business	Familienunternehmen
3.4.133)	dl_invcon	investment in construction last year	Investitionen in Bauten letztes Jahr
3.4.134)	dl_invconexp	expected investment in construction	Erwartete Investitionen in Bauten
3.4.135)	dl_inveq	investment in equipment last year	Investitionen in Ausrüstung letztes Jahr
3.4.136)	dl_inveqexp	expected investment in equipment	Erwartete Investitionen in Ausrüstung
3.4.137)	dl_invest	investment versus previous year	Entwicklung der Investitionen im vergangenen Zeitraum
3.4.138)	dl_investexp	investment expectations	Investitionenerwartungen für das laufende/kommende Jahr
3.4.139)	dl_kap1	potential of existing capacity	Potential der vorhandenen Kapazitäten
3.4.140)	dl_kap2	potential capacity expansion in %	Potential der vorhandenen Kapazitäten in %
3.4.141)	dl_minim1	minimum wage q1	Mindestlohn Frage 1
3.4.142)	dl_minim2	minimum wage q2	Mindestlohn Frage 2
3.4.143)	dl_minim3	minimum wage q3	Mindestlohn Frage 3
3.4.144)	dl_minim4	minimum wage q4	Mindestlohn Frage 4
3.4.145)	dl_minim5	minimum wage q5	Mindestlohn Frage 5
3.4.146)	dl_minim6	minimum wage q6	Mindestlohn Frage 6
3.4.147)	dl_minim7	minimum wage q7	Mindestlohn Frage 7

3.4.148)	dl_minim8	minimum wage q8	Mindestlohn Frage 8
3.4.149)	dl_size	size range	Größenklasse
3.4.150)	dl_size_empl	size of employees	Beschäftigtengrößenklasse
3.4.151)	dl_size_turnover	size of turnover	Umsatzgrößenklasse
3.4.152)	han_busvolm	business volume versus previous month	Umsatz im Vergleich zum Vormonat
3.4.153)	han_fairxh	exhibitor at an international specialized fair	Aussteller auf einer internationalen Fachmesse
3.4.154)	han_fairxh_e	exhibitor at an international specialized fair in a foreign European country	Aussteller auf einer internationalen Fachmesse im europäischen Ausland
3.4.155)	han_fairxh_g	exhibitor at an international specialized fair in Germany	Aussteller auf einer internationalen Fachmesse in Deutschland
3.4.156)	han_fairxh_ne	exhibitor at an international specialized fair in a country outside Europe	Aussteller auf einer internationalen Fachmesse im außereuropäischen Ausland
3.4.157)	han_fairxhexp	exhibitor at an international specialized fair during next 2-3 years	Aussteller auf einer internationalen Fachmesse in den nächsten 2-3 Jahren
3.4.158)	han_fairxhexp_e	exhibitor at an international specialized fair in a foreign European country during next 2-3 years	Aussteller auf einer internationalen Fachmesse im europäischen Ausland in den nächsten 2-3 Jahren
3.4.159)	han_fairxhexp_g	exhibitor at an international specialized fair in Germany during next 2-3 years	Aussteller auf einer internationalen Fachmesse in Deutschland in den nächsten 2-3 Jahren
3.4.160)	han_fairxhexp_ne	exhibitor at an international specialized fair in a country outside Europe during next 2-3 years	Aussteller auf einer internationalen Fachmesse im außereuropäischen Ausland in den nächsten 2-3 Jahren
3.4.161)	han_fambus	family business	Familienunternehmen
3.4.162)	han_flight_eur	importance of flight connections in Europe	Wichtigkeit einer Flugverbindung in Europa
3.4.163)	han_flight_ger	importance of flight connections in Germany	Wichtigkeit einer Flugverbindung in Deutschland
3.4.164)	han_flight_world	importance of flight connections worldwide	Wichtigkeit einer Flugverbindung weltweit
3.4.165)	han_id2	identification number (part2)	2. Teil der Kennnummer
3.4.166)	han_id3	identification number (part3)	3. Teil der Kennnummer
3.4.167)	han_idlar	special id for firms with detailed answers	Sonder-id für Firmen mit detaillierten Antworten
3.4.168)	han_invcon	investment in construction last year	Investitionen für Bauten letztes Jahr
3.4.169)	han_invconexp	expected investment in construction this year	Erwartete Investitionen in Bauten dieses Jahr
3.4.170)	han_inveq	investment in equipment last year	Investitionen für Ausrüstung letztes Jahr
3.4.171)	han_inveqexp	expected investment in equipment this year	Erwartete Investitionen für Ausrüstung dieses Jahr
3.4.172)	han_invest	total investment last year	Gesamtinvestitionen letztes Jahr
3.4.173)	han_investexp	expected total investment this year	Erwartete Gesamtinvestitionen dieses Jahr
3.4.174)	han_latecomer	N=latecomer	Nachzügler
3.4.175)	han_minim1	minimum wage q1	Mindestlohn Frage 1
3.4.176)	han_minim2	minimum wage q2	Mindestlohn Frage 2
3.4.177)	han_minim3	minimum wage q3	Mindestlohn Frage 3
3.4.178)	han_minim4	minimum wage q4	Mindestlohn Frage 4
3.4.179)	han_minim5	minimum wage q5	Mindestlohn Frage 5
3.4.180)	han_minim6	minimum wage q6	Mindestlohn Frage 6
3.4.181)	han_minim7	minimum wage q7	Mindestlohn Frage 7
3.4.182)	han_minim8	minimum wage q8	Mindestlohn Frage 8
3.4.183)	han_questpercansw31	% to busvolm higher	Prozent der Warenhäuser, deren Umsatz "höher" als im Vormonat ist
3.4.184)	han_questpercansw32	% to busvolm as high as last year	Prozent der Warenhäuser, deren Umsatz "etwa gleich hoch" als im Vormonat ist
3.4.185)	han_questpercansw33	% to busvolm lower	Prozent der Warenhäuser, deren Umsatz "geringer" als im Vormonat ist
3.4.186)	han_totu	total turnover	Gesamtumsatz
3.4.187)	han_turnexp	expected turnover this year	Erwarteter Umsatz dieses Jahr
3.4.188)	han_weight	weight	Gewichtung
3.4.189)	han_westeast	western eastern	Unterscheidung zwischen West- und Osterhebung
3.4.190)	vg_bastlack	lack of back staff	Mangel an Hilfskräften
3.4.191)	vg_comexp_sl	expected commercial (VAS)	Erwartete Geschäftslage (VAS)
3.4.192)	vg_comppos1	national competitive position	Wettbewerbsposition Inland
3.4.193)	vg_comppos2	EU competitive position	Wettbewerbsposition innerhalb der EU
3.4.194)	vg_comppos3	competitive position abroad	Wettbewerbsposition außerhalb der EU
3.4.203)	vg_diffsup1	difficulties of supply	Versorgungsschwierigkeiten
3.4.204)	vg_diffsup2	difficulties of supply	Versorgungsschwierigkeiten
3.4.205)	vg_einf_inno	expected influence of climate change on innovations	Erwartete Auswirkungen des Klimawandels auf den Bereich Innovation
3.4.206)	vg_einf_log	expected influence of climate change on personnel	Erwartete Auswirkungen des Klimawandels auf den Bereich Logistik
3.4.207)	vg_einf_pers	expected influence of climate change on logistics	Erwartete Auswirkungen des Klimawandels auf den Bereich Personal
3.4.208)	vg_einf_prod	expected influence of climate change on production	Erwartete Auswirkungen des Klimawandels auf den Bereich Produktion
3.4.209)	vg_einf_pur	expected influence of climate change on purchases	Erwartete Auswirkungen des Klimawandels auf den Bereich Einkauf
3.4.210)	vg_einf_sal	expected influence of climate change on sales	Erwartete Auswirkungen des Klimawandels auf den Bereich Absatz
3.4.211)	vg_einf_wast	expected influence of climate change on waste management	Erwartete Auswirkungen des Klimawandels auf den Bereich Entsorgung
3.4.212)	vg_empldec	decrease of employees in %	Abnahme der Beschäftigten in % für die Produktion von XY
3.4.213)	vg_emplinc	increase of employees in %	Zunahme der Beschäftigten in % für die Produktion von XY
3.4.214)	vg_emppro2	employees in Production	Produktbeschäftigte für XY
3.4.215)	vg_expexp	expected export trade	Erwarteter Exporthandel
3.4.216)	vg_fairxh	exhibitor at an international specialized fair	Aussteller auf einer internationalen Fachmesse
3.4.217)	vg_fairxh_e	exhibitor at an international specialized fair in a foreign European country	Aussteller auf einer internationalen Fachmesse im europäischen Ausland
3.4.218)	vg_fairxh_g	exhibitor at an international specialized fair in Germany	Aussteller auf einer internationalen Fachmesse in Deutschland
3.4.219)	vg_fairxh_ne	exhibitor at an international specialized fair in a country outside Europe	Aussteller auf einer internationalen Fachmesse im außereuropäischen Ausland
3.4.220)	vg_fairxhexp	exhibitor at an international specialized fair during next 2-3 years	Aussteller auf einer internationalen Fachmesse in den nächsten 2-3 Jahren
3.4.221)	vg_fairxhexp_e	exhibitor at an international specialized fair in a foreign European country during next 2-3 years	Aussteller auf einer internationalen Fachmesse im europäischen Ausland in den nächsten 2-3 Jahren
3.4.222)	vg_fairxhexp_g	exhibitor at an international specialized fair in Germany during next 2-3 years	Aussteller auf einer internationalen Fachmesse in Deutschland in den nächsten 2-3 Jahren
3.4.223)	vg_fairxhexp_ne	exhibitor at an international specialized fair in a country outside Europe during next 2-3 years	Aussteller auf einer internationalen Fachmesse im außereuropäischen Ausland in den nächsten 2-3 Jahren
3.4.224)	vg_fambus	family business	Familienunternehmen
3.4.225)	vg_fest	feedstock	Rohstoff- und Vormaterialbestände
3.4.226)	vg_festwe	feedstock in weeks	Rohstoff- und Vormaterialbestände in Wochen
3.4.227)	vg_fincohi	high costs of financing	Hohe Finanzierungskosten
3.4.228)	vg_fincolow	low costs of financing	Niedrige Finanzierungskosten
3.4.229)	vg_flight_eur	importance of flight connections in Europe	Bedeutung von Flugverbindungen zu Zielen in Europa
3.4.230)	vg_flight_ger	importance of flight connections in Germany	Bedeutung von Flugverbindungen zu Zielen in Deutschland
3.4.231)	vg_flight_world	importance of flight connections worldwide	Bedeutung von Flugverbindungen zu Zielen weltweit
3.4.232)	vg_foreord	foreign orders (appraisal)	Bestand an Auslandsaufträgen
3.4.233)	vg_hcount	headcount	Entwicklung des Personalbestands
3.4.234)	vg_inf_cold	influence of cold waves on value added	Auswirkung von Kältewellen (inkl. Eis & Schnee) auf die Wertschöpfung
3.4.235)	vg_inf_drou	influence of drought on value added	Auswirkung von Trockenheit auf die Wertschöpfung
3.4.236)	vg_inf_heat	influence of heatwaves on value added	Auswirkung von Hitzewellen auf die Wertschöpfung

3.4.237)	vg_inf_rain	influence of heavy rainfall on value added	Auswirkung von Starkniederschlag auf die Wertschöpfung
3.4.238)	vg_inf_storm	influence of storms on value added	Auswirkung von Stürmen auf die Wertschöpfung
3.4.239)	vg_invcon	investment in construction last year	Investitionen in Bauten letztes Jahr
3.4.240)	vg_invconexp	expected investment in construction this year	Erwartete investitionen in Bauten dieses Jahr
3.4.241)	vg_inveq	investment in equipment last year	Investitionen in Ausrüstung letztes Jahr
3.4.242)	vg_inveqexp	expected investment in equipment this year	Erwartete Investitionen in Ausrüstung dieses Jahr
3.4.243)	vg_invest	total investment last year	Gesamtinvestitionen letztes Jahr
3.4.244)	vg_investexp	expected total investment this year	Erwartete Gesamtinvestitionen dieses Jahr
3.4.245)	vg_j1	Japan crisis q1	Japankrise Frage1
3.4.246)	vg_j2	Japan crisis q2	Japankrise Frage2
3.4.247)	vg_j3	Japan crisis q3	Japankrise Frage3
3.4.248)	vg_j4	Japan crisis q4	Japankrise Frage4
3.4.249)	vg_j5	Japan crisis q5	Japankrise Frage5
3.4.250)	vg_j6	Japan crisis q6	Japankrise Frage6
3.4.251)	vg_latecomer	latecomer	Nachzügler
3.4.252)	vg_loss_cat	return on sales: loss (category)	Jahresverlust (Kategorie)
3.4.253)	vg_minim1	minimum wage q1	Mindestlohn Frage 1
3.4.254)	vg_minim2	minimum wage q2	Mindestlohn Frage 2
3.4.255)	vg_minim3	minimum wage q3	Mindestlohn Frage 3
3.4.256)	vg_minim4	minimum wage q4	Mindestlohn Frage 4
3.4.257)	vg_minim5	minimum wage q5	Mindestlohn Frage 5
3.4.258)	vg_minim6	minimum wage q6	Mindestlohn Frage 6
3.4.259)	vg_minim7	minimum wage q7	Mindestlohn Frage 7
3.4.260)	vg_minim8	minimum wage q8	Mindestlohn Frage 8
3.4.261)	vg_ovtime	overtime	Überstunden
3.4.262)	vg_ovtimemore	overtime more than customary	Mehr Überstunden als betriebsüblich
3.4.263)	vg_pricedec	price decrease	Preisrückgänge
3.4.264)	vg_priceinc	increase in price	Preiserhöhung
3.4.265)	vg_proenl	enlargement of production	Produktionserweiterung
3.4.266)	vg_proexpen	product too expensive	Produkte zu teuer
3.4.267)	vg_prof	profit situation	Ertragsituation derzeit
3.4.268)	vg_profch	change of profit situation	Ertragsituation gegenüber dem Vorquartal
3.4.269)	vg_propro	program of products	Produktprogramm
3.4.270)	vg_proqual	quality of products	Produktqualität
3.4.271)	vg_prored	reduction of production	Produktionsabschwächung
3.4.284)	vg_ranord2	range of orders in months (end of prev. month)	Reichweite der Auftragsbestände in Monaten
3.4.285)	vg_ros_loss	return on sales: loss	Jahresverlust
3.4.286)	vg_ros_surp	return on sales: surplus	Jahresüberschuss
3.4.287)	vg_russia1	Russia/Ukraine conflict q1	Russland/Ukraine-Konflikt Frage 1
3.4.288)	vg_russia2	Russia/Ukraine conflict q2	Russland/Ukraine-Konflikt Frage 2
3.4.289)	vg_russia3	Russia/Ukraine conflict q3	Russland/Ukraine-Konflikt Frage 3
3.4.290)	vg_russia4	Russia/Ukraine conflict q4	Russland/Ukraine-Konflikt Frage 4
3.4.291)	vg_russia5	Russia/Ukraine conflict q5	Russland/Ukraine-Konflikt Frage 5
3.4.292)	vg_russia6	Russia/Ukraine conflict q6	Russland/Ukraine-Konflikt Frage 6
3.4.293)	vg_russia7	Russia/Ukraine conflict q7	Russland/Ukraine-Konflikt Frage 7
3.4.294)	vg_russia8	Russia/Ukraine conflict q8	Russland/Ukraine-Konflikt Frage 8
3.4.295)	vg_salesexp	sales expectancy	Erwarteter Umsatz
3.4.296)	vg_skellack	lack of skilled employees	Mangel an Fachkräften
3.4.297)	vg_statebus_sl	state of business (VAS)	Beurteilung der Geschäftslage (VAS)
3.4.298)	vg_stinwe	stock of inventories in weeks	Fertigwarenbestände in Wochen
3.4.299)	vg_strength	strengthening	Verstärkte Produktion
3.4.300)	vg_stwork	short-time work	Kurzarbeit
3.4.301)	vg_stworkexp	expected short-time work	Erwartete Kurzarbeit
3.4.302)	vg_surp_cat	return on sales: surplus (category)	Jahresüberschuss (Kategorie)
3.4.303)	vg_uticapap	capacity utilization (appraisal)	Beurteilung der technischen Kapazität
3.4.304)	vg_weaken	weakening	Abschwächung
3.4.305)	vg_weight	weight	Gewichtung
3.4.306)	vg_westeast	western eastern	Unterscheidung zwischen West- und Osterhebung

1. Identification variables

No.	Name of variable	Label	Survey period	Survey frequency
-----	------------------	-------	---------------	------------------

1.1) **survey** survey name West since 1980
East since 1991 Monthly survey
Monthly survey

Time span of variable

1980	1981	1982	1983	1984	1985	1986	1987	1988	1989	Further information
WEST										
1990	1991	1992	1993	1994	1995	1996	1997	1998	1999	
WEST										
EAST										
2000	2001	2002	2003	2004	2005	2006	2007	2008	2009	
WEST										
EAST										
2010	2011	2012	2013	2014	2015	2016	2017	2018	2019	
WEST										
EAST										

No.	Name of variable	Label	Survey period	Survey frequency
-----	------------------	-------	---------------	------------------

1.2) **code** code of dataset West since 1990
East since 1991 Monthly survey
Monthly survey

Time span of variable

1980	1981	1982	1983	1984	1985	1986	1987	1988	1989	Further information
										[1] referring to sector [4] referring to firm
1990	1991	1992	1993	1994	1995	1996	1997	1998	1999	
WEST										
EAST										
2000	2001	2002	2003	2004	2005	2006	2007	2008	2009	
WEST										
EAST										
2010	2011	2012	2013	2014	2015	2016	2017	2018	2019	
WEST										
EAST										

No.	Name of variable	Label	Survey period	Survey frequency
-----	------------------	-------	---------------	------------------

1.3) **bep_company_id** company identifier West since 1980
East since 1991 Monthly survey
Monthly survey

Time span of variable

1980	1981	1982	1983	1984	1985	1986	1987	1988	1989	Further information
WEST										
1990	1991	1992	1993	1994	1995	1996	1997	1998	1999	
WEST										
EAST										
2000	2001	2002	2003	2004	2005	2006	2007	2008	2009	
WEST										
EAST										
2010	2011	2012	2013	2014	2015	2016	2017	2018	2019	
WEST										
EAST										

No.	Name of variable	Label	Survey period	Survey frequency
-----	------------------	-------	---------------	------------------

1.4) **questionnaire_id** questionnaire identifier per company West since 1980
East since 1991 Monthly survey
Monthly survey

Time span of variable

1980	1981	1982	1983	1984	1985	1986	1987	1988	1989	Further information
WEST										
1990	1991	1992	1993	1994	1995	1996	1997	1998	1999	
WEST										
EAST										
2000	2001	2002	2003	2004	2005	2006	2007	2008	2009	
WEST										
EAST										
2010	2011	2012	2013	2014	2015	2016	2017	2018	2019	
WEST										
EAST										

No.	Name of variable	Label	Survey period	Survey frequency
-----	------------------	-------	---------------	------------------

1.5) **sector_id** sector identifier per questionnaire West since 1980
East since 1991 Monthly survey
Monthly survey

Time span of variable

1980	1981	1982	1983	1984	1985	1986	1987	1988	1989	Further information
WEST										
1990	1991	1992	1993	1994	1995	1996	1997	1998	1999	
WEST										
EAST										
2000	2001	2002	2003	2004	2005	2006	2007	2008	2009	
WEST										
EAST										
2010	2011	2012	2013	2014	2015	2016	2017	2018	2019	
WEST										
EAST										

No.	Name of variable	Label	Survey period	Survey frequency
-----	------------------	-------	---------------	------------------

1.6) **sector_bau** classification according to federal statistical office (type of construction) West since 1991
East since 1991 Monthly survey
Monthly survey

Time span of variable

1980	1981	1982	1983	1984	1985	1986	1987	1988	1989	Further information
1990	1991	1992	1993	1994	1995	1996	1997	1998	1999	
WEST										
EAST										
2000	2001	2002	2003	2004	2005	2006	2007	2008	2009	
WEST										
EAST										
2010	2011	2012	2013	2014	2015	2016	2017	2018	2019	
WEST										
EAST										

No.	Name of variable	Label	Survey period	Survey frequency
-----	------------------	-------	---------------	------------------

1.7) **sector_ifo** ifo sector classification West since 1980 Monthly survey
 East since 1991 Monthly survey

Time span of variable

1980	1981	1982	1983	1984	1985	1986	1987	1988	1989	Further information
WEST										
1990 1991 1992 1993 1994 1995 1996 1997 1998 1999										
WEST										
EAST										
2000 2001 2002 2003 2004 2005 2006 2007 2008 2009										
WEST										
EAST										
2010 2011 2012 2013 2014 2015 2016 2017 2018 2019										
WEST										
EAST										

No. Name of variable Label Survey period Survey frequency

1.8) **sector_sypro** sypro sector classification West since 1980 Monthly survey
 East since 1991 Monthly survey

Time span of variable

1980	1981	1982	1983	1984	1985	1986	1987	1988	1989	Further information
WEST										
1990 1991 1992 1993 1994 1995 1996 1997 1998 1999										
WEST										
EAST										
2000 2001 2002 2003 2004 2005 2006 2007 2008 2009										
WEST										
EAST										
2010 2011 2012 2013 2014 2015 2016 2017 2018 2019										
WEST										
EAST										

No. Name of variable Label Survey period Survey frequency

1.9) **sector_wz93** wz93 sector classification West since 1980 Monthly survey
 East since 1991 Monthly survey

Time span of variable

1980	1981	1982	1983	1984	1985	1986	1987	1988	1989	Further information
WEST										
1990 1991 1992 1993 1994 1995 1996 1997 1998 1999										
WEST										
EAST										
2000 2001 2002 2003 2004 2005 2006 2007 2008 2009										
WEST										
EAST										
2010 2011 2012 2013 2014 2015 2016 2017 2018 2019										
WEST										
EAST										

No. Name of variable Label Survey period Survey frequency

1.10) **sector_wz03** wz03 sector classification West since 2004 Monthly survey
 East since 2004 Monthly survey

Time span of variable

1980	1981	1982	1983	1984	1985	1986	1987	1988	1989	Further information
1990	1991	1992	1993	1994	1995	1996	1997	1998	1999	
2000	2001	2002	2003	2004	2005	2006	2007	2008	2009	
				WEST						
				EAST						
2010	2011	2012	2013	2014	2015	2016	2017	2018	2019	
				WEST						
				EAST						

No.	Name of variable	Label	Survey period	Survey frequency
1.11)	sector_wz08	wz08 sector classification	West since 1980 East since 1991	Monthly survey Monthly survey

Time span of variable

1980	1981	1982	1983	1984	1985	1986	1987	1988	1989	Further information
				WEST						
1990	1991	1992	1993	1994	1995	1996	1997	1998	1999	
				WEST						
		EAST								
2000	2001	2002	2003	2004	2005	2006	2007	2008	2009	
				WEST						
				EAST						
2010	2011	2012	2013	2014	2015	2016	2017	2018	2019	
				WEST						
				EAST						

No.	Name of variable	Label	Survey period	Survey frequency
1.12)	sector_east	ifo sector number for east germany	East 1992 - 1998	Monthly survey

Time span of variable

1980	1981	1982	1983	1984	1985	1986	1987	1988	1989	Further information
1990	1991	1992	1993	1994	1995	1996	1997	1998	1999	
				EAST						
2000	2001	2002	2003	2004	2005	2006	2007	2008	2009	
2010	2011	2012	2013	2014	2015	2016	2017	2018	2019	

No.	Name of variable	Label	Survey period	Survey frequency
1.13)	sector_total	ebdc sector classification	West since 1980 East since 1991	Monthly survey Monthly survey

Time span of variable

1980	1981	1982	1983	1984	1985	1986	1987	1988	1989	Further information
				WEST						

1990	1991	1992	1993	1994	1995	1996	1997	1998	1999
WEST									
EAST									
2000	2001	2002	2003	2004	2005	2006	2007	2008	2009
WEST									
EAST									
2010	2011	2012	2013	2014	2015	2016	2017	2018	2019
WEST									
EAST									

No.	Name of variable	Label	Survey period	Survey frequency
-----	------------------	-------	---------------	------------------

1.14)	online	online	West since 06/2002 East since 06/2002	Monthly survey Monthly survey
-------	--------	--------	--	----------------------------------

Parameter values

<ul style="list-style-type: none"> [0] paper [1] fax [2] online [3] continuous textmail [4] pdf-mail [5] manual collected 	Further information Describes the medium used for data collection
---	--

Time span of variable

1990	1991	1992	1993	1994	1995	1996	1997	1998	1999
WEST									
EAST									
2000	2001	2002	2003	2004	2005	2006	2007	2008	2009
WEST									
EAST									
2010	2011	2012	2013	2014	2015	2016	2017	2018	2019
WEST									
EAST									

No.	Name of variable	Label	Survey period	Survey frequency
-----	------------------	-------	---------------	------------------

1.15)	year	year	West since 1980 East since 1991	Monthly survey Monthly survey
-------	------	------	------------------------------------	----------------------------------

Time span of variable

1980	1981	1982	1983	1984	1985	1986	1987	1988	1989
WEST									
EAST									
1990	1991	1992	1993	1994	1995	1996	1997	1998	1999
WEST									
EAST									
2000	2001	2002	2003	2004	2005	2006	2007	2008	2009
WEST									
EAST									
2010	2011	2012	2013	2014	2015	2016	2017	2018	2019
WEST									
EAST									

No.	Name of variable	Label	Survey period	Survey frequency
-----	------------------	-------	---------------	------------------

1.16)	month	month	West since 1980 East since 1991	Monthly survey Monthly survey
-------	-------	-------	------------------------------------	----------------------------------

Time span of variable

1980	1981	1982	1983	1984	1985	1986	1987	1988	1989
Further information									

WEST									
1990	1991	1992	1993	1994	1995	1996	1997	1998	1999
WEST									
EAST									
2000	2001	2002	2003	2004	2005	2006	2007	2008	2009
WEST									
EAST									
2010	2011	2012	2013	2014	2015	2016	2017	2018	2019
WEST									
EAST									

No.	Name of variable	Label	Survey period	Survey frequency
-----	------------------	-------	---------------	------------------

1.17)	month_counter	number of months reported with Ifo	West since 1980 East since 1991	Monthly survey Monthly survey
-------	---------------	------------------------------------	------------------------------------	----------------------------------

Time span of variable

1980	1981	1982	1983	1984	1985	1986	1987	1988	1989	Further information
WEST										
1990	1991	1992	1993	1994	1995	1996	1997	1998	1999	
WEST										
EAST										
2000	2001	2002	2003	2004	2005	2006	2007	2008	2009	
WEST										
EAST										
2010	2011	2012	2013	2014	2015	2016	2017	2018	2019	
WEST										
EAST										

No.	Name of variable	Label	Survey period	Survey frequency
-----	------------------	-------	---------------	------------------

1.18)	fedstaifo	federal state (Ifo-code)	West since 01/1980 East since 01/1991	Monthly survey Monthly survey
-------	-----------	--------------------------	--	----------------------------------

Parameter values

1 "[01] Berlin West"	9 "[09] Baden-Wuerttemberg"	Further information Federal state according to Ifo-Code
2 "[02] Schleswig-Holstein"	10 "[10] Bavaria"	
3 "[03] Hamburg"	11 "[11] Saarland"	
4 "[04] Bremen"	12 "[12] Mecklenburg-Western Pomerania"	
5 "[05] Lower Saxony"	13 "[13] Brandenburg (incl. Berlin East)"	
6 "[06] North Rhine-Westphalia"	14 "[14] Saxony-Anhalt"	
7 "[07] Rhineland-Palatinate"	15 "[15] Saxony"	
8 "[08] Hesse"	16 "[16] Thuringia"	

Time span of variable

1980	1981	1982	1983	1984	1985	1986	1987	1988	1989
WEST									
1990	1991	1992	1993	1994	1995	1996	1997	1998	1999
WEST									
EAST									
2000	2001	2002	2003	2004	2005	2006	2007	2008	2009
WEST									
EAST									
2010	2011	2012	2013	2014	2015	2016	2017	2018	2019
WEST									
EAST									

No.	Name of variable	Label	Survey period	Survey frequency
-----	------------------	-------	---------------	------------------

1.19) **han_typequ** type of questionnaire East 1998 - 2006 Monthly survey

Time span of variable

1980	1981	1982	1983	1984	1985	1986	1987	1988	1989	Further information
1990	1991	1992	1993	1994	1995	1996	1997	1998	1999	
								EAST		
2000	2001	2002	2003	2004	2005	2006	2007	2008	2009	
EAST										
2010	2011	2012	2013	2014	2015	2016	2017	2018	2019	

No.	Name of variable	Label	Survey period	Survey frequency
-----	------------------	-------	---------------	------------------

1.20) **han_tytra** trade volume West 1990 - 2006 Monthly survey
East 1992 - 2006 Monthly survey

Time span of variable

1980	1981	1982	1983	1984	1985	1986	1987	1988	1989	Further information
1990	1991	1992	1993	1994	1995	1996	1997	1998	1999	[1] retail sale [2] wholesale
WEST										
		EAST								
2000	2001	2002	2003	2004	2005	2006	2007	2008	2009	
WEST										
EAST										
2010	2011	2012	2013	2014	2015	2016	2017	2018	2019	

No.	Name of variable	Label	Survey period	Survey frequency
-----	------------------	-------	---------------	------------------

1.21) **wz03_main_code_company** since 1987 Annual survey

Time span of variable

1980	1981	1982	1983	1984	1985	1986	1987	1988	1989	Further information
							Hoppenstedt			
1990	1991	1992	1993	1994	1995	1996	1997	1998	1999	
Hoppenstedt										
				Amadeus						
2000	2001	2002	2003	2004	2005	2006	2007	2008	2009	
Hoppenstedt										
Amadeus										
2010	2011	2012	2013	2014	2015	2016	2017	2018	2019	
Hoppenstedt										

No.	Name of variable	Label	Survey period	Survey frequency
-----	------------------	-------	---------------	------------------

1.22) **wz03_main_description_company** since 1987 Annual survey

Time span of variable

1980	1981	1982	1983	1984	1985	1986	1987	1988	1989	Further information
							Hoppenstedt			
1990	1991	1992	1993	1994	1995	1996	1997	1998	1999	
Hoppenstedt										
				Amadeus						
2000	2001	2002	2003	2004	2005	2006	2007	2008	2009	
Hoppenstedt										
Amadeus										
2010	2011	2012	2013	2014	2015	2016	2017	2018	2019	
Hoppenstedt										

No.	Name of variable	Label	Survey period	Survey frequency
-----	------------------	-------	---------------	------------------

1.23) **wz03_sec_code_company** 1994 - 2005 Annual survey

Time span of variable

1980	1981	1982	1983	1984	1985	1986	1987	1988	1989	Further information
1990	1991	1992	1993	1994	1995	1996	1997	1998	1999	
				Amadeus						
2000	2001	2002	2003	2004	2005	2006	2007	2008	2009	
Amadeus										
2010	2011	2012	2013	2014	2015	2016	2017	2018	2019	

No.	Name of variable	Label	Survey period	Survey frequency
-----	------------------	-------	---------------	------------------

1.24) **wz03_sec_description_company** 1994 - 2005 Annual survey

Time span of variable

1980	1981	1982	1983	1984	1985	1986	1987	1988	1989	Further information
1990	1991	1992	1993	1994	1995	1996	1997	1998	1999	
				Amadeus						
2000	2001	2002	2003	2004	2005	2006	2007	2008	2009	
Amadeus										
2010	2011	2012	2013	2014	2015	2016	2017	2018	2019	

No.	Name of variable	Label	Survey period	Survey frequency
-----	------------------	-------	---------------	------------------

1.25) **wz08_main_code_company** since 1994 Annual survey

Time span of variable

1980	1981	1982	1983	1984	1985	1986	1987	1988	1989	Further information
1990	1991	1992	1993	1994	1995	1996	1997	1998	1999	
				Amadeus						
2000	2001	2002	2003	2004	2005	2006	2007	2008	2009	
				Amadeus						
2010	2011	2012	2013	2014	2015	2016	2017	2018	2019	
				Amadeus						

No.	Name of variable	Label	Survey period	Survey frequency
-----	------------------	-------	---------------	------------------

1.26) **wz08_main_description_company** since 1994 Annual survey

Time span of variable

1980	1981	1982	1983	1984	1985	1986	1987	1988	1989	Further information
1990	1991	1992	1993	1994	1995	1996	1997	1998	1999	
				Amadeus						
2000	2001	2002	2003	2004	2005	2006	2007	2008	2009	
				Amadeus						
2010	2011	2012	2013	2014	2015	2016	2017	2018	2019	
				Amadeus						

No.	Name of variable	Label	Survey period	Survey frequency
-----	------------------	-------	---------------	------------------

1.27) **wz08_sec_code_company** since 1994 Annual survey

Time span of variable

1980	1981	1982	1983	1984	1985	1986	1987	1988	1989	Further information
1990	1991	1992	1993	1994	1995	1996	1997	1998	1999	
				Amadeus						
2000	2001	2002	2003	2004	2005	2006	2007	2008	2009	
				Amadeus						
2010	2011	2012	2013	2014	2015	2016	2017	2018	2019	
				Amadeus						

No.	Name of variable	Label	Survey period	Survey frequency
-----	------------------	-------	---------------	------------------

1.28) **wz08_sec_description_company** since 1994 Annual survey

Time span of variable

1980	1981	1982	1983	1984	1985	1986	1987	1988	1989	Further information

1990	1991	1992	1993	1994	1995	1996	1997	1998	1999
				Amadeus					
2000	2001	2002	2003	2004	2005	2006	2007	2008	2009
Amadeus									
2010	2011	2012	2013	2014	2015	2016	2017	2018	2019
Amadeus									

No.	Name of variable	Label	Survey period	Survey frequency
-----	------------------	-------	---------------	------------------

1.29) **date_of_incorporation** incorporation date of company since 1987 Annual survey

Time span of variable

1980	1981	1982	1983	1984	1985	1986	1987	1988	1989	Further information
							Hoppenstedt			
1990	1991	1992	1993	1994	1995	1996	1997	1998	1999	
Hoppenstedt				Amadeus						
2000	2001	2002	2003	2004	2005	2006	2007	2008	2009	
Hoppenstedt										
Amadeus										
2010	2011	2012	2013	2014	2015	2016	2017	2018	2019	
Hoppenstedt										
Amadeus										

No.	Name of variable	Label	Survey period	Survey frequency
-----	------------------	-------	---------------	------------------

1.30) **legal_form** legal form of company since 1987 Annual survey

Parameter values

Code	Description	Further information
AG	Stock corporation	From Amadeus and Hoppenstedt Data does not capture whether respective companies are located in East or West Germany
BGB	Civil law partnership	
GmbH	Limited liability company	
GmbH & Co KG	Limited partnership with a limited liability company as general partner	
KG	Limited partnership	
KGaA	Partnership limited by shares	
Not classified	Not classified	
OHG	General partnership	
One-man company	Self-explanatory	
State-run	State-run company	
eG	Registered company	
eV	Registered association	

Time span of variable

1980	1981	1982	1983	1984	1985	1986	1987	1988	1989
							Hoppenstedt		
Hoppenstedt									
				Amadeus					
Hoppenstedt									
Amadeus									
Hoppenstedt									
Amadeus									

No.	Name of variable	Label	Survey period	Survey frequency
-----	------------------	-------	---------------	------------------

1.31) **publicly_quoted** listing on stock exchange- yes/no since 1994 Annual survey

Time span of variable

1980	1981	1982	1983	1984	1985	1986	1987	1988	1989
[0] no [1] yes									
				Amadeus					
Amadeus									
Amadeus									

No.	Name of variable	Label	Survey period	Survey frequency
-----	------------------	-------	---------------	------------------

1.32) **reporting_basis** type of reported account since 1987 Annual survey

Parameter values

Code	Description	Further information
[1] unconsolidated data	Unconsolidated account	From Amadeus and Hoppenstedt
[2] consolidated data	Consolidated account	
[3] not defined	Data not defined	

Time span of variable

Data does not capture whether respective companies are located in East or West Germany

1980	1981	1982	1983	1984	1985	1986	1987	1988	1989	Further information
							Hoppenstedt			
1990	1991	1992	1993	1994	1995	1996	1997	1998	1999	
Hoppenstedt										
			Amadeus							
2000	2001	2002	2003	2004	2005	2006	2007	2008	2009	
Hoppenstedt										
Amadeus										
2010	2011	2012	2013	2014	2015	2016	2017	2018	2019	
Hoppenstedt										
Amadeus										

No.	Name of variable	Label	Survey period	Survey frequency
-----	------------------	-------	---------------	------------------

1.33) **type_income_statement** type of income statement since 1987 Annual survey

Time span of variable

1980	1981	1982	1983	1984	1985	1986	1987	1988	1989	Further information
							Hoppenstedt			
1990	1991	1992	1993	1994	1995	1996	1997	1998	1999	
Hoppenstedt										
			Amadeus							
2000	2001	2002	2003	2004	2005	2006	2007	2008	2009	
Hoppenstedt										
Amadeus										
2010	2011	2012	2013	2014	2015	2016	2017	2018	2019	
Hoppenstedt										
Amadeus										

No.	Name of variable	Label	Survey period	Survey frequency
-----	------------------	-------	---------------	------------------

1.34) **account_date** end date of account since 1987 Annual survey

Time span of variable

1980	1981	1982	1983	1984	1985	1986	1987	1988	1989	Further information
							Hoppenstedt			
1990	1991	1992	1993	1994	1995	1996	1997	1998	1999	
Hoppenstedt										
			Amadeus							
2000	2001	2002	2003	2004	2005	2006	2007	2008	2009	
Hoppenstedt										
Amadeus										
2010	2011	2012	2013	2014	2015	2016	2017	2018	2019	
Hoppenstedt										
Amadeus										

No.	Name of variable	Label	Survey period	Survey frequency
-----	------------------	-------	---------------	------------------

1.35) **number_of_months** number of months balance sheet data refers to since 1987 Annual survey

Time span of variable

1980	1981	1982	1983	1984	1985	1986	1987	1988	1989	Further information
							Hoppenstedt			

1990	1991	1992	1993	1994	1995	1996	1997	1998	1999
Hoppenstedt				Amadeus					
2000	2001	2002	2003	2004	2005	2006	2007	2008	2009

Hoppenstedt									
Amadeus									
2010	2011	2012	2013	2014	2015	2016	2017	2018	2019
Hoppenstedt									
Amadeus									

No.	Name of variable	Label	Survey period	Survey frequency
-----	------------------	-------	---------------	------------------

1.36) **short_business_year** balance sheet data for less than 12 months since 1987 Annual survey

Time span of variable

1980	1981	1982	1983	1984	1985	1986	1987	1988	1989	Further information
							Hoppenstedt			
1990	1991	1992	1993	1994	1995	1996	1997	1998	1999	
Hoppenstedt				Amadeus						
2000	2001	2002	2003	2004	2005	2006	2007	2008	2009	
Hoppenstedt										
Amadeus										
2010	2011	2012	2013	2014	2015	2016	2017	2018	2019	
Hoppenstedt							Amadeus			

No.	Name of variable	Label	Survey period	Survey frequency
-----	------------------	-------	---------------	------------------

1.37) **number_rec_shareholders** number of recorded shareholders since 1994 Annual survey

Time span of variable

1980	1981	1982	1983	1984	1985	1986	1987	1988	1989	Further information
1990	1991	1992	1993	1994	1995	1996	1997	1998	1999	
				Amadeus						
2000	2001	2002	2003	2004	2005	2006	2007	2008	2009	
Amadeus										
2010	2011	2012	2013	2014	2015	2016	2017	2018	2019	
Amadeus										

No.	Name of variable	Label	Survey period	Survey frequency
-----	------------------	-------	---------------	------------------

1.38) **number_rec_subsidiaries** number of recorded subsidiaries since 1994 Annual survey

Time span of variable

1980	1981	1982	1983	1984	1985	1986	1987	1988	1989	Further information
1990	1991	1992	1993	1994	1995	1996	1997	1998	1999	

2. Balance-sheet and income statement variables

Survey period Survey frequency

since 1987 Annual survey

Timespan of variable

1980	1981	1982	1983	1984	1985	1986	1987	1988	1989	Further information
										Information stated in Euro. If original database is Amadeus. Variable values are rounded (TEUR)
1990	1991	1992	1993	1994	1995	1996	1997	1998	1999	
										Data does not capture whether respective companies are located in East or West Germany
2000	2001	2002	2003	2004	2005	2006	2007	2008	2009	
2010	2011	2012	2013	2014	2015	2016	2017	2018	2019	

3. Variables of Ifo Business Survey

3.1 Variables referring to the past state

No. Name of variable Label Survey period Survey frequency

3.1.1) dl_demandlast demand/sales last month versus same month of previous year West since 10/2004 East since 10/2004 Monthly survey Monthly survey

Wording of question

Further information
<p>From 10/2004 to 04/2009</p> <p>Information about your own business (inland) Present state of business (appraisal and developments)</p> <p>The demand* resp. our sales* during the past month has resp. have</p> <p>[1]increased [2]not changed [3]decreased</p> <p><u>as compared to the same month one year ago.</u></p> <hr/> <p>Since 05/2009</p> <p>Information about your own business (inland) Present state of business (appraisal and developments)</p> <p>The demand* resp. our sales during the previous month has resp. have</p> <p>[1]increased [2]not changed [3]decreased</p> <p><u>as compared to the same month one year ago.</u></p>
* including demand and sales abroad

Timespan of variable

1990	1991	1992	1993	1994	1995	1996	1997	1998	1999
2000	2001	2002	2003	2004	2005	2006	2007	2008	2009
				WEST					
				EAST					
2010	2011	2012	2013	2014	2015	2016	2017	2018	2019
WEST									
EAST									

--	--	--	--	--	--

No.	Name of variable	Label	Survey period	Survey frequency
-----	------------------	-------	---------------	------------------

3.1.2)	han_busvoly	business volume versus previous year	West since 01/1990 East since 01/1992	Monthly survey Monthly survey
--------	-------------	--------------------------------------	--	----------------------------------

Wording of question

<p>From 01/1990 to 11/2001</p> <p>Appraisal and developments in the reporting month As compared to the same month of the previous year our sales were</p> <p style="text-align: center;"> higher [1] as high as last year [2] lower [3] </p>	<p>Further information</p> <p>*01/2002 und 02/2002</p> <p>Current situation / emerging trends</p> <p>West from 01/1990 to 01/2006</p> <p>[9] = Percentage share of stores giving respective answers. All answers of the stores are summed up and expressed as percentage.</p> <p>Example:</p> <p>3.1.3) han_questpercansw21 [50] 3.1.4) han_questpercansw22 [30] 3.1.5) han_questpercansw23 [20]</p> <p>That means, 50% of stores answered the question with "higher", 30% of stores answered the question with "as high as last year" and 20% of stores answered the question with "lower"</p>
<p>Since 01/2002</p> <p>Current situation* As compared to the same month of the previous year our sales during the past month were Unser Umsatz war im abgelaufenen Monat gegenüber dem gleichen Monat des Vorjahres</p> <p style="text-align: center;"> higher [1] as high as last year [2] lower [3] </p>	

Timespan of variable

1990	1991	1992	1993	1994	1995	1996	1997	1998	1999
WEST									
		EAST							
2000	2001	2002	2003	2004	2005	2006	2007	2008	2009
WEST									
EAST									
2010	2011	2012	2013	2014	2015	2016	2017	2018	2019
WEST									
EAST									

No.	Name of variable	Label	Survey period	Survey frequency
-----	------------------	-------	---------------	------------------

3.1.3)	han_questpercansw21	% to busvoly higher	West from 01/1990 to 01/2006	Monthly survey
--------	---------------------	---------------------	------------------------------	----------------

Timespan of variable

1990	1991	1992	1993	1994	1995	1996	1997	1998	1999
WEST									
2000	2001	2002	2003	2004	2005	2006	2007	2008	2009
WEST									
2010	2011	2012	2013	2014	2015	2016	2017	2018	2019
WEST									

Further information
Percentage of the stores whose sales in the last month were "higher" compared to the same month of the previous year
See
3.1.2) han_busvoly

No.	Name of variable	Label	Survey period	Survey frequency
-----	------------------	-------	---------------	------------------

3.1.4)	han_questpercansw22	% to busvoly as high as last year	West from 01/1990 to 01/2006	Monthly survey
--------	---------------------	-----------------------------------	------------------------------	----------------

Timespan of variable

1990	1991	1992	1993	1994	1995	1996	1997	1998	1999
WEST									
2000	2001	2002	2003	2004	2005	2006	2007	2008	2009
WEST									

Further information
Percentage of the stores whose sales in the last month were "as high as last year".
See
3.1.2) han_busvoly

2010	2011	2012	2013	2014	2015	2016	2017	2018	2019
------	------	------	------	------	------	------	------	------	------

No.	Name of variable	Label	Survey period	Survey frequency
-----	------------------	-------	---------------	------------------

3.1.5) **han_questpercansw23** % to busvoly lower West from 01/1990 to 01/2006 Monthly survey

Timespan of variable

1990	1991	1992	1993	1994	1995	1996	1997	1998	1999	Further information
WEST										Percentage of the stores whose sales in the last month were "lower" compared to the same month of the previous year See 3.1.2) han_busvoly
2000	2001	2002	2003	2004	2005	2006	2007	2008	2009	
WEST										
2010	2011	2012	2013	2014	2015	2016	2017	2018	2019	

No.	Name of variable	Label	Survey period	Survey frequency
-----	------------------	-------	---------------	------------------

3.1.6) **dl_demandsales** demand / sales volume last 2-3 months West since 10/2004 Monthly survey
East since 10/2004 Monthly survey

Wording of question

Further information
Since 10/2004 Information about your own business (inland) Present state of business (appraisal and developments) The demand* resp. our sales* has resp. Have [1] increased [2] not changed [3] decreased <u>during the last 2-3 months</u>
* including demand and sales abroad

Timespan of variable

1990	1991	1992	1993	1994	1995	1996	1997	1998	1999
2000	2001	2002	2003	2004	2005	2006	2007	2008	2009
				WEST					
				EAST					
2010	2011	2012	2013	2014	2015	2016	2017	2018	2019
WEST									
EAST									

No.	Name of variable	Label	Survey period	Survey frequency
-----	------------------	-------	---------------	------------------

3.1.7) **vg_demand** situation of demand versus previous month West since 01/1980 Monthly survey
East since 01/1991 Monthly survey

Wording of question

Further information
From 01/1991 to 11/2001 No questionnaires from East Germany available
From 01/1980 to 06/1994 As compared to the previous month our demand situation (domestic and abroad) with respect to XY has improved [1]
Until 11/2011 the question referred to the demand situation during the previous month. Due to the harmonization of survey periods introduced by the European Union, from 01/2002 on the question refers to the demand situation during last 2-3 months.




<p>remained unchanged [2] deteriorated [3]</p> <p>From 07/1994 to 11/2001</p> <p>As compared to the previous month our demand situation (domestic and abroad) with respect to XY has</p> <p>improved [1] remained unchanged [2] deteriorated [3]</p>
<p>From 01/2002 to 02/2002</p> <p>During the last 2-3 months the demand situation with respect to XY has</p> <p>improved [1] remained unchanged [2] deteriorated [3]</p>
<p>Since 03/2002</p> <p>Tendencies in the previous month</p> <p>The demand situation with respect to XY has</p> <p>improved [1] remained unchanged [2] deteriorated [3]</p>

Timespan of variable

1980	1981	1982	1983	1984	1985	1986	1987	1988	1989
WEST									
1990	1991	1992	1993	1994	1995	1996	1997	1998	1999
WEST									
	EAST								
2000	2001	2002	2003	2004	2005	2006	2007	2008	2009
WEST									
EAST									
2010	2011	2012	2013	2014	2015	2016	2017	2018	2019
WEST									
EAST									

No.	Name of variable	Label	Survey period	Survey frequency
3.1.8)	bau_ordvpm	orders versus previous month	West since 01/1991 East since 01/1991	Monthly survey Monthly survey

Wording of question

<p>From 01/1991 to 11/2001</p> <p>At the end of this month our backlog of building orders on a value basis will be</p> <p>bigger [1] approxim. same [2] smaller [3]</p> <p>} compared to the end of the previous month</p> 	Further information
<p>01/2002, 02/2002</p> <p>During the previous 2-3 months our backlog of building orders on a value basis has</p> <p>increased [1] remained about the same [2] decreased [3]</p> 	
<p>Since 03/2002</p> <p>During the previous month our backlog of building orders on a value basis has</p> <p>increased [1] remained about the same [2] decreased [3]</p> 	

Timespan of variable

1990	1991	1992	1993	1994	1995	1996	1997	1998	1999
WEST									
EAST									
2000	2001	2002	2003	2004	2005	2006	2007	2008	2009
WEST									
EAST									
2010	2011	2012	2013	2014	2015	2016	2017	2018	2019
WEST									
EAST									

No.	Name of variable	Label	Survey period	Survey frequency
-----	------------------	-------	---------------	------------------

3.1.9)	vg_ordvpm	orders versus previous month	West since 01/1980 East since 01/1991	Monthly survey Monthly survey
--------	-----------	------------------------------	--	----------------------------------

Wording of question

	Further information
<p>From 01/1991 to 11/2001</p> <p>No questionnaires from East Germany available</p>	<p>Until 11/2011 the question referred to the backlog of orders during the previous month. Due to the harmonization of survey periods introduced by the European Union, from 01/2002 to 02/2002 the question refers to the backlog of orders during last 2-3 months.</p>
<p>From 01/1980 to 12/1980</p> <p>As compared to the previous month, our overall backlog of orders (domestic and abroad) with respect to XY on a value basis is currently</p> <p>higher [1] about the same [2] smaller [3] usually no backlog of orders [4]</p>	
<p>From 01/1981 to 12/1982</p> <p>As compared to the previous month, our backlog of orders (on a value basis, domestic and abroad) with respect to XY is currently</p> <p>higher [1] about the same [2] smaller [3] usually no backlog of orders [4]</p>	
<p>From 01/1983 to 06/1994</p> <p>As compared to the previous month, our backlog of orders (on a value basis, domestic and abroad) with respect to XY is currently</p> <p>higher [1] about the same (or usually no backlog) [2] smaller [3]</p>	
<p>From 07/1994 to 06/1997</p> <p>As compared to the previous month, our backlog of orders (on a value basis) with respect to XY is currently</p> <p>higher [1] about the same (or usually no backlog) [2] smaller [3]</p>	
<p>From 07/1997 to 11/2001</p> <p>As compared to the previous month, our backlog of orders domestic and abroad (on a value basis) with respect to XY is currently</p> <p>higher [1] about the same (or usually no backlog) [2] smaller [3]</p>	
<p>From 01/2002 to 02/2002</p> <p>During the last 2-3 months our backlog of orders (domestic and abroad, on a value basis) with respect to XY has</p> <p>increased [1] been about the same (or usually no backlog) [2] decreased [3]</p>	
<p>Since 03/2002</p>	
<p>Tendencies in the previous month</p>	

Our **backlog of orders** (domestic and abroad, on a value basis) with respect to XY has

increased [1]
 been about the same (or usually no backlog) [2]
 decreased [3]

Timespan of variable

1980	1981	1982	1983	1984	1985	1986	1987	1988	1989
WEST									
1990	1991	1992	1993	1994	1995	1996	1997	1998	1999
WEST									
	EAST								
2000	2001	2002	2003	2004	2005	2006	2007	2008	2009
WEST									
EAST									
2010	2011	2012	2013	2014	2015	2016	2017	2018	2019
WEST									
EAST									

No.	Name of variable	Label	Survey period	Survey frequency
-----	------------------	-------	---------------	------------------

3.1.10)	bau_conactex	construction activity versus previous month	West since 01/1991 East since 01/1991	Monthly survey Monthly survey
---------	---------------------	---	--	----------------------------------

Wording of question

Further information
<p>From 01/1991 to 11/2001</p> <p>In the reporting month we have built</p> <p>more [1] about as much [2] less [3]</p> <p>} than/ as the average of the last 3 months</p>
<p>01/2002, 02/2002</p> <p>During the lasts 2-3 months our construction activities have</p> <p>increased [1] almost remained unchanged [2] decreased [3]</p>
<p>Since 03/2002</p> <p>Our construction activities in the previous month have</p> <p>increased [1] almost remained unchanged [2] decreased [3]</p>

Timespan of variable

1990	1991	1992	1993	1994	1995	1996	1997	1998	1999
WEST									
EAST									
2000	2001	2002	2003	2004	2005	2006	2007	2008	2009
WEST									
EAST									
2010	2011	2012	2013	2014	2015	2016	2017	2018	2019
WEST									
EAST									

No.	Name of variable	Label	Survey period	Survey frequency
-----	------------------	-------	---------------	------------------

3.1.11)	vg_provpm	production versus previous month	West since 01/1980 East since 01/1991	Monthly survey Monthly survey
---------	------------------	----------------------------------	--	----------------------------------

Wording of question

		Further information
From 01/1991 to 11/2001	No questionnaires from East Germany available	<p>Until 11/2011 the question referred to the production activities during the previous month. Due to the harmonization of survey periods introduced by the European Union, from 01/2002 to 02/2002 the question refers to the production activities during last 2-3 months.</p>
From 01/1980 to 06/1994	<p>As compared to the previous month our domestic production activities with respect to XY have</p> <p style="text-align: center;">become more brisk [1] remained unchanged [2] weakened [3]</p>	
From 07/1994 to 11/2001	<p>As compared to the previous month our domestic production activities with respect to XY have</p> <p style="text-align: center;">become more brisk [1] remained unchanged [2] weakened [3] no considerable domestic production [4]</p>	
From 01/2002 to 02/2002	<p>During the last 2-3 months our domestic production activities with respect to XY have</p> <p style="text-align: center;">become more brisk [1] remained unchanged [2] weakened [3] no considerable domestic production [4]</p>	
Since 03/2002	<p>Tendencies in the previous month</p> <p>Our domestic production activities with respect to XY have</p> <p style="text-align: center;">increased [1] remained about the same [2] decreased [3] no considerable domestic production [4]</p>	

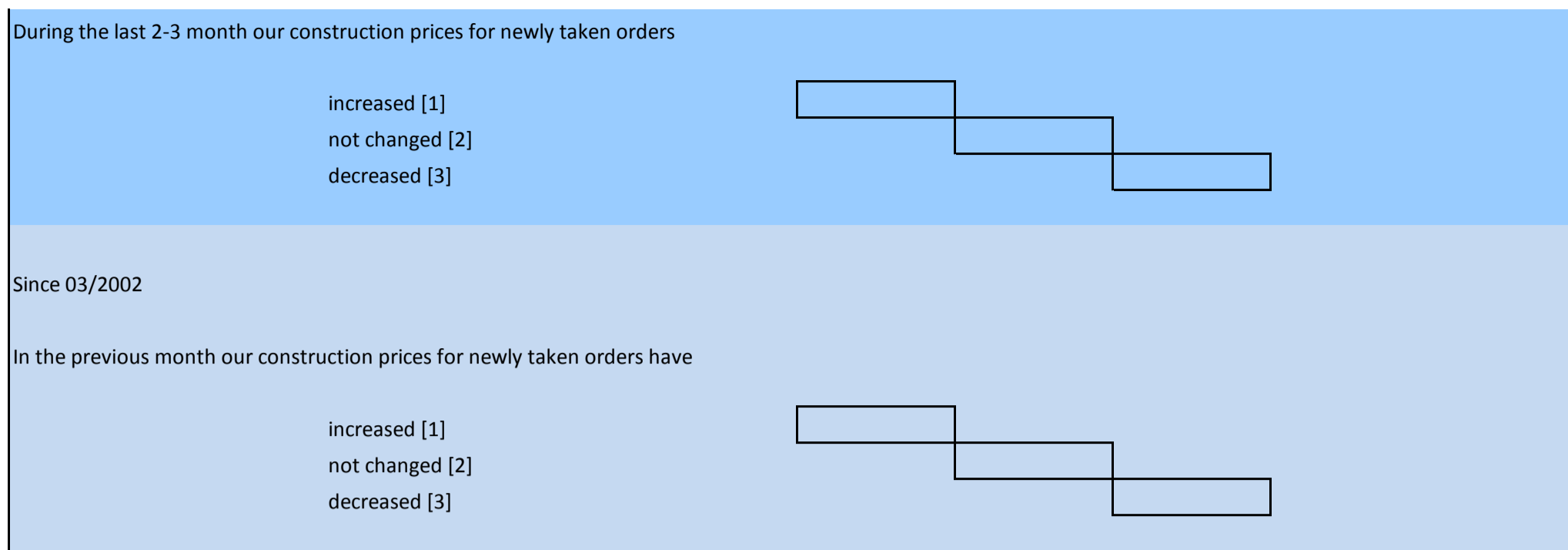
Timespan of variable

1980	1981	1982	1983	1984	1985	1986	1987	1988	1989
WEST									
1990	1991	1992	1993	1994	1995	1996	1997	1998	1999
WEST									
	EAST								
2000	2001	2002	2003	2004	2005	2006	2007	2008	2009
WEST									
EAST									
2010	2011	2012	2013	2014	2015	2016	2017	2018	2019
WEST									
EAST									

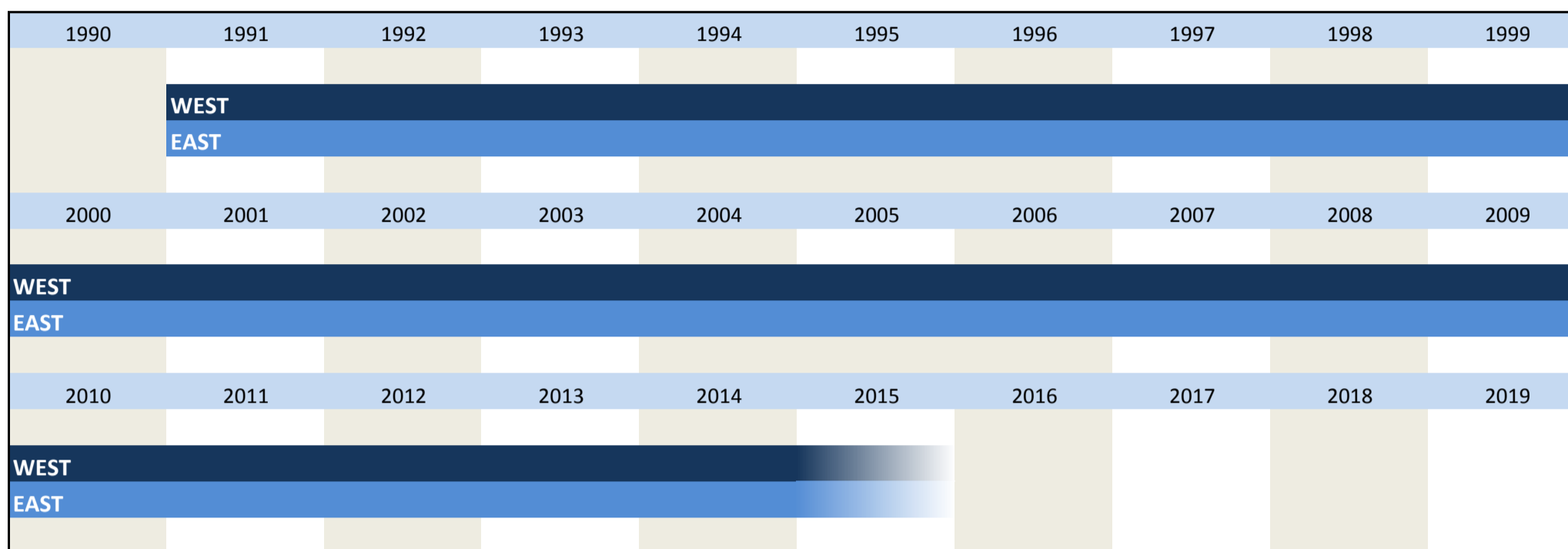
No.	Name of variable	Label	Survey period	Survey frequency
3.1.12)	bau_prvpm	prices versus previous month	West since 01/1991 East since 01/1991	Monthly survey Monthly survey

Wording of question

		Further information
From 01/1991 to 11/2001	<p>As compared to the previous month our construction prices for newly taken orders predominantly were</p> <p style="text-align: center;">higher [1] unchanged [2] lower [3]</p>	<p>Until 11/2011 the question referred to the construction prices during the previous month. Due to the harmonization of survey periods introduced by the European Union, from 01/2002 to 02/2002 the question refers to the construction prices during last 2-3 months.</p>
01/2002, 02/2002		



Timespan of variable

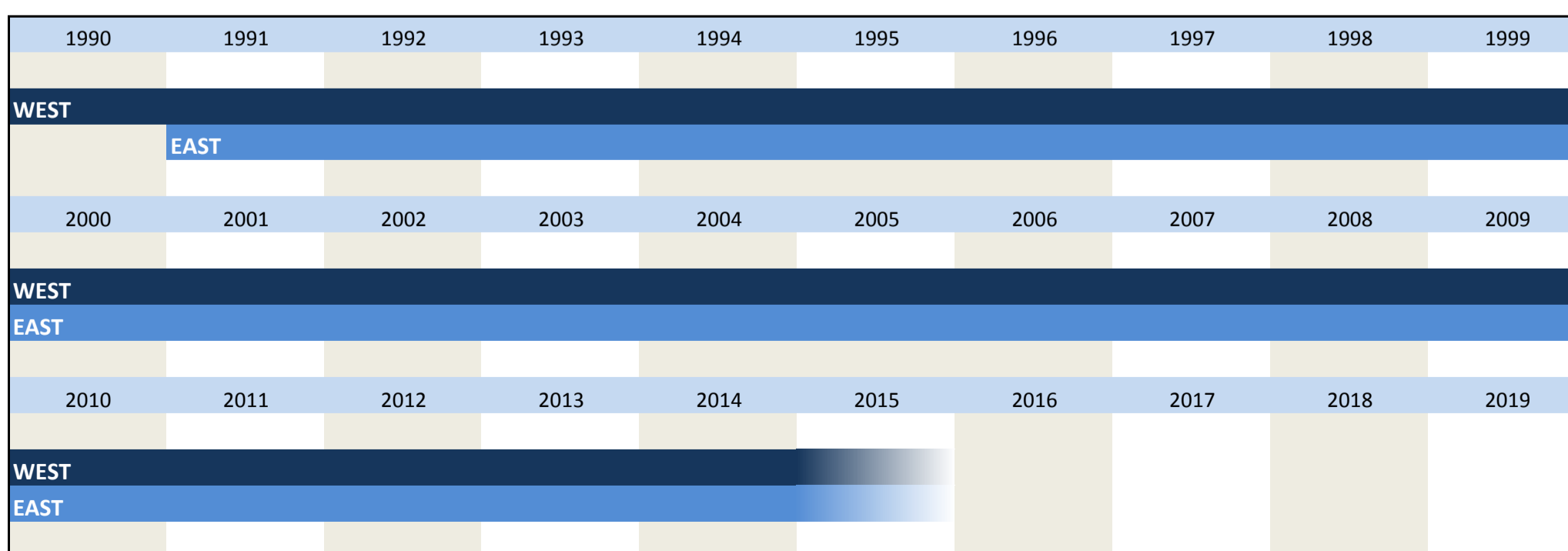


No.	Name of variable	Label	Survey period	Survey frequency
3.1.13)	han_prvpm	prices versus previous month	West since 01/1990 East since 01/1991	Monthly survey Monthly survey

Wording of question

<p>From 01/1990 to 11/2001</p> <p>Appraisal and developments in the reporting month As compared to the previous month our sales prices have</p> <p>increased [1] not changed [2] decreased [3]</p>	<p>Further information</p> <p>West from 01/1990 to 01/2006 [9] = Percentage share of stores giving respective answers. All answers of the stores are summed up and expressed as percentage.</p> <p>Example:</p> <p>3.1.14) han_questpercansw51 [50] 3.1.15) han_questpercansw52 [30] 3.1.16) han_questpercansw53 [20]</p> <p>That means, 50% of stores answered the question with "increased", 30% of stores answered the question with "not changed" and 20% of stores answered the question with "decreased"</p>
<p>From 01/2002 to 02/2002</p> <p>Current situation / emerging trends During the last 2-3 months our sales prices have</p> <p>increased [1] not changed [2] decreased [3]</p>	
<p>Since 03/2002</p> <p>Current Situation In the previous month our sales prices have</p> <p>increased [1] not changed [2] decreased [3]</p>	

Timespan of variable



No.	Name of variable	Label	Survey period	Survey frequency						
3.1.14)	questpercansw51	% to prvpm increased	West from 01/1990 to 01/2006	Monthly survey						
Timespan of variable										
1990	1991	1992	1993	1994	1995	1996	1997	1998	1999	Further information
WEST										Percentage of the stores whose sales prices have "increased" in the previous month
2000	2001	2002	2003	2004	2005	2006	2007	2008	2009	
WEST										
2010	2011	2012	2013	2014	2015	2016	2017	2018	2019	See 3.1.13) han_prvpm

No.	Name of variable	Label	Survey period	Survey frequency						
3.1.15)	questpercansw52	% to prvpm not changed	West from 01/1990 to 01/2006	Monthly survey						
Timespan of variable										
1990	1991	1992	1993	1994	1995	1996	1997	1998	1999	Further information
WEST										Percentage of the stores whose sales prices have "not changed" in the previous month
2000	2001	2002	2003	2004	2005	2006	2007	2008	2009	
WEST										
2010	2011	2012	2013	2014	2015	2016	2017	2018	2019	See 3.1.13) han_prvpm

No.	Name of variable	Label	Survey period	Survey frequency						
3.1.16)	questpercansw53	% to prvpm decreased	West from 01/1990 to 01/2006	Monthly survey						
Timespan of variable										
1990	1991	1992	1993	1994	1995	1996	1997	1998	1999	Further information
WEST										Percentage of the stores whose sales prices have "decreased" in the previous month
2000	2001	2002	2003	2004	2005	2006	2007	2008	2009	
WEST										
2010	2011	2012	2013	2014	2015	2016	2017	2018	2019	See 3.1.13) han_prvpm

No.	Name of variable	Label	Survey period	Survey frequency						
3.1.17)	vg_pricevpm	domestic prices of sale versus previous month	West since 01/1980 East since 01/1991	Monthly survey Monthly survey						
Wording of question										
From 01/1991 to 11/2001										Further information
No questionnaires from East Germany available										
01/1980, 04/1980, 05/1980, 10/1980										
Taking account of changes in terms and conditions, our domestic sales prices for XY as compared to the previous month have										Until 11/2011 the question referred to the domestic sales prices during the previous month. Due to the harmonization of survey periods introduced by the European Union, from 01/2002 to 02/2002 the question refers to the domestic sales prices during last 2-3 months.
<p style="text-align: center;">further orders</p> <p style="text-align: center;">regular orders (including orders directly from stock)</p>										

<p>increased [1] remained unchanged [2] decreased [3]</p>
<p>02/1980, 03/1980, 06/1980 to 09/1980, 11/1980 to 11/2001</p> <p>Taking account of changes in terms and conditions, our domestic sales prices (net prices) for XY as compared to the previous month have</p> <p>increased [1] remained unchanged [2] decreased [3]</p>
<p>From 01/2002/ to 02/2002</p> <p>Taking account of changes in terms and conditions, during the previous 2-3 months our domestic sales prices (net) for XY have</p> <p>increased [1] remained unchanged [2] decreased [3]</p>
<p>Since 03/2002</p> <p>Tendencies in the previous month</p> <p>Taking account of changes in terms and conditions, our domestic sales prices (net) for XY have</p> <p>increased [1] remained unchanged [2] decreased [3]</p>

Timespan of variable

1980	1981	1982	1983	1984	1985	1986	1987	1988	1989
WEST									
1990	1991	1992	1993	1994	1995	1996	1997	1998	1999
WEST									
	EAST								
2000	2001	2002	2003	2004	2005	2006	2007	2008	2009
WEST									
EAST									
2010	2011	2012	2013	2014	2015	2016	2017	2018	2019
WEST									
EAST									

3.2 Variables referring to the present state

No.	Name of variable	Label	Survey period	Survey frequency
3.2.1)	bau_statebus	state of business (appraisal)	West since 01/1991 East since 01/1991	Monthly survey Monthly survey

Wording of question

<p>Since 01/1991</p> <p>We evaluate our present state of business as</p> <p>good [1] satisfactory [2] bad [3]</p>	<p>Further information</p>
---	----------------------------

Timespan of variable

1990	1991	1992	1993	1994	1995	1996	1997	1998	1999
WEST									
EAST									
2000	2001	2002	2003	2004	2005	2006	2007	2008	2009
WEST									
EAST									

	2010	2011	2012	2013	2014	2015	2016	2017	2018	2019
WEST										
EAST										

No.	Name of variable	Label	Survey period	Survey frequency
-----	------------------	-------	---------------	------------------

3.2.2)	dl_statebus	state of business (appraisal)	West since 10/2004 East since 10/2004	Monthly survey Monthly survey
--------	-------------	-------------------------------	--	----------------------------------

Wording of question

<p>Since 10/2004</p> <p>Information about your own business (inland) Present state of business (appraisal and developments)</p> <p>We evaluate our present state of business as</p> <p style="padding-left: 40px;">good [1] satisfactory (or typical for the season) [2] bad [3]</p>	Further information
---	---------------------

Timespan of variable

	1990	1991	1992	1993	1994	1995	1996	1997	1998	1999
	2000	2001	2002	2003	2004	2005	2006	2007	2008	2009
					WEST					
					EAST					
	2010	2011	2012	2013	2014	2015	2016	2017	2018	2019
WEST										
EAST										

No.	Name of variable	Label	Survey period	Survey frequency
-----	------------------	-------	---------------	------------------

3.2.3)	han_statebus	state of business (appraisal)	West since 01/1990 East since 01/1991	Monthly survey Monthly survey
--------	--------------	-------------------------------	--	----------------------------------

Wording of question

<p>From 01/1990 to 11/2001</p> <p>Appraisal and developments in the reporting month We evaluate our present state of business as</p> <p style="padding-left: 40px;">good [1] satisfactory (or typical for the season) [2] bad [3]</p>	Further information
<p>Since 01/2002</p> <p>Current situation* We evaluate our present state of business (last month / emerging trends) as</p> <p style="padding-left: 40px;">good [1] satisfactory (or typical for the season) [2] bad [3]</p>	<p>* 01/2002 and 02/2002</p> <p>Current situation / emerging trends</p> <p>West from 01/1990 to 01/2006</p> <p>[9] = share of the stores with such answer in per cent. All answers of the stores are summed up and expressed as percentage here.</p> <p>Example:</p> <p>3.2.4) han_questpercansw11 [50] 3.2.5) han_questpercansw12 [30] 3.2.6) han_questpercansw13 [20]</p> <p>That means, 50% of stores answered the question with "good", 30% of stores answered the question with "satisfactory" and 20% of stores answered the question with "bad"</p>

Timespan of variable

	1990	1991	1992	1993	1994	1995	1996	1997	1998	1999	
WEST											
		EAST									
	2000	2001	2002	2003	2004	2005	2006	2007	2008	2009	
WEST											
EAST											
	2010	2011	2012	2013	2014	2015	2016	2017	2018	2019	
WEST											

EAST

No.	Name of variable	Label	Survey period	Survey frequency
-----	------------------	-------	---------------	------------------

3.2.4) **han_questpercansw11** % to statebus good West from 01/1990 to 01/2006 Monthly survey

Timespan of variable

1990	1991	1992	1993	1994	1995	1996	1997	1998	1999	Further information
WEST										Percentage of the stores that have evaluated the current state of their business as "good" See 3.2.3) han_statebus
2000	2001	2002	2003	2004	2005	2006	2007	2008	2009	
WEST										
2010	2011	2012	2013	2014	2015	2016	2017	2018	2019	

18

No.	Name of variable	Label	Survey period	Survey frequency
-----	------------------	-------	---------------	------------------

3.2.5) **han_questpercansw12** % to statebus satisfiable West from 01/1990 to 01/2006 Monthly survey

Timespan of variable

1990	1991	1992	1993	1994	1995	1996	1997	1998	1999	Further information
WEST										Percentage of the stores that have evaluated the current state of their business as "satisfactory" See 3.2.3) han_statebus
2000	2001	2002	2003	2004	2005	2006	2007	2008	2009	
WEST										
2010	2011	2012	2013	2014	2015	2016	2017	2018	2019	

No.	Name of variable	Label	Survey period	Survey frequency
-----	------------------	-------	---------------	------------------

3.2.6) **han_questpercansw13** % to statebus bad West from 01/1990 to 01/2006 Monthly survey

Timespan of variable

1990	1991	1992	1993	1994	1995	1996	1997	1998	1999	Further information
WEST										Percentage of the stores that have evaluated the current state of their business as "bad" See 3.2.3) han_statebus
2000	2001	2002	2003	2004	2005	2006	2007	2008	2009	
WEST										
2010	2011	2012	2013	2014	2015	2016	2017	2018	2019	

No.	Name of variable	Label	Survey period	Survey frequency
-----	------------------	-------	---------------	------------------

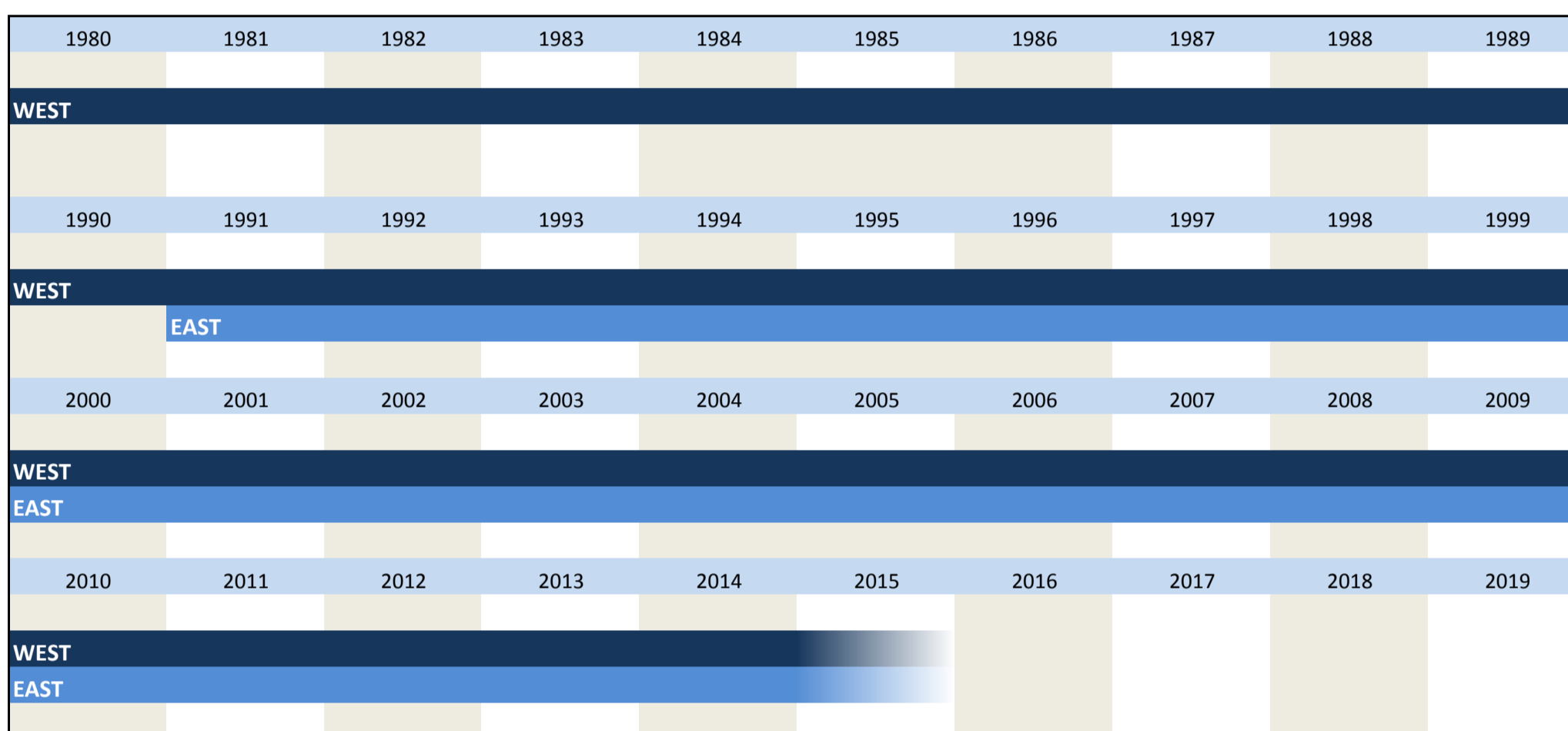
3.2.7) **vg_statebus** state of business (appraisal) West since 01/1980 Monthly survey
East since 01/1991 Monthly survey

Wording of question

Further information
From 01/1991 to 11/2001 No questionnaires from East Germany available
From 01/1980 to 11/2001 We currently evaluate our state of business with respect to XY as

<p>good [1] satisfactory (or typical for the season) [2] bad [3]</p>
<p>From 01/2002 to 02/2002</p> <p>Current situation and emerging trends We currently evaluate our state of business with respect to XY as</p> <p>good [1] satisfactory [2] bad [3]</p>
<p>Since 03/2002</p> <p>Current situation We evaluate our state of business with respect to XY as</p> <p>good [1] satisfactory [2] bad [3]</p>

Timespan of variable

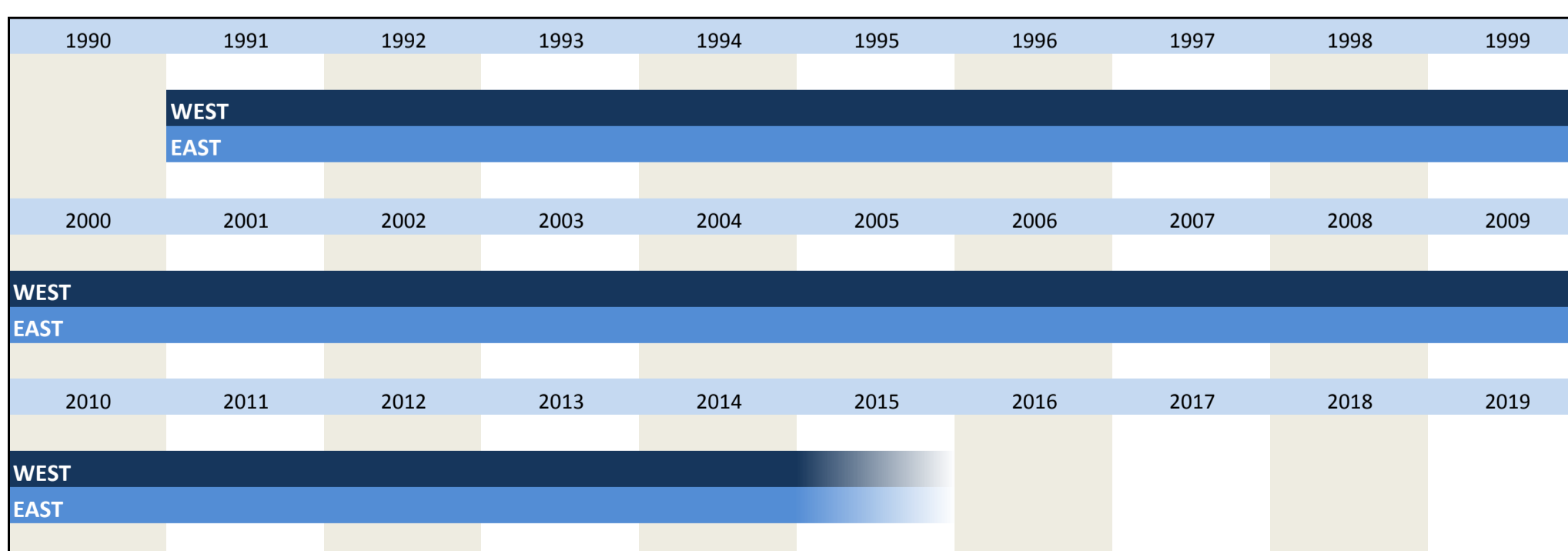


No.	Name of variable	Label	Survey period	Survey frequency
3.2.8)	ba_orders	orders (appraisal)	West since 01/1991 East since 01/1991	Monthly survey Monthly survey

Wording of question

<p>Since 01/1991</p> <p>Currently* we perceive our backlog of orders to be</p> <p>comparatively large [1] sufficient or typical for the season [2] too small [3]</p>	<p>Further information</p> <p>* The supplement "currently" was used from 01/1991 to 11/2001</p>
--	--

Timespan of variable



No.	Name of variable	Label	Survey period	Survey frequency
3.2.9)	dl_orders	orders (appraisal)	West since 10/2004	Monthly survey

Wording of question

Since 10/2004 Information about your own business (inland) Current situaton (appraisal and developments) We perceive our backlog of orders to be (provided that a backlog of orders is customary within your industry) comparatively large [1] sufficient or typical for the season [2] too small [3]	Further information
--	---------------------

Timespan of variable

1990	1991	1992	1993	1994	1995	1996	1997	1998	1999
2000	2001	2002	2003	2004	2005	2006	2007	2008	2009
				WEST					
				EAST					
2010	2011	2012	2013	2014	2015	2016	2017	2018	2019
WEST					EAST				

No.	Name of variable	Label	Survey period	Survey frequency
-----	------------------	-------	---------------	------------------

3.2.10) han_ords orders versus previous year

West since 01/1990
East since 01/1992

Monthly survey
Monthly survey

Wording of question

From 01/1990 to 02/2002 Plans and expectations As compared to the same period in the previous year, in the following 3 months our orders probably will (without consideration of price changes) increase [1] not change [2] decrease [3]	Further information West from 01/1990 to 01/2006 [9] = share of the stores with such answer in per cent. All answers of the stores are summed up and expressed as percentage here. Example: 3.2.11) han_questpercansw71 [50] 3.2.12) han_questpercansw72 [30] 3.2.13) han_questpercansw73 [20]
From 03/2002 to 01/2007 Plans and expectations for 3 months As compared to the same period in the previous year, our orders probably will increase [1] not change [2] decrease [3]	That means, 50% of stores answered the question with "increase", 30% of stores answered the question with "not change" and 20% of stores answered the question with "decrease"
Since 02/2007 Plans and expectations for the next 3 months As compared to the same period in the previous year, our orders probably will increase [1] not change [2] decrease [3]	

Timespan of variable

1990	1991	1992	1993	1994	1995	1996	1997	1998	1999
		WEST							
		EAST							
2000	2001	2002	2003	2004	2005	2006	2007	2008	2009
		WEST							
		EAST							
2010	2011	2012	2013	2014	2015	2016	2017	2018	2019
WEST					EAST				

No.	Name of variable	Label	Survey period	Survey frequency						
3.2.11)	han_questpercansw71	% to ords raising	West from 01/1990 to 01/2006	Monthly survey						
Timespan of variable										
1990	1991	1992	1993	1994	1995	1996	1997	1998	1999	Further information Percentage of the stores that will have an increase in their orders as compared to the same period in the previous year See 3.2.10) han_ords
WEST										
2000	2001	2002	2003	2004	2005	2006	2007	2008	2009	
WEST										
2010	2011	2012	2013	2014	2015	2016	2017	2018	2019	

No.	Name of variable	Label	Survey period	Survey frequency						
3.2.12)	han_questpercansw72	% to ords not changing	West from 01/1990 to 01/2006	Monthly survey						
Timespan of variable										
1990	1991	1992	1993	1994	1995	1996	1997	1998	1999	Further information Percentage of the stores that will have no change in their orders as compared to the same period in the previous year See 3.2.10) han_ords
WEST										
2000	2001	2002	2003	2004	2005	2006	2007	2008	2009	
WEST										
2010	2011	2012	2013	2014	2015	2016	2017	2018	2019	

No.	Name of variable	Label	Survey period	Survey frequency						
3.2.13)	han_questpercansw73	% to ords falling	West from 01/1990 to 01/2006	Monthly survey						
Timespan of variable										
1990	1991	1992	1993	1994	1995	1996	1997	1998	1999	Further information Percentage of the stores that will have a decrease in their orders as compared to the same period in the previous year See 3.2.10) han_ords
WEST										
2000	2001	2002	2003	2004	2005	2006	2007	2008	2009	
WEST										
2010	2011	2012	2013	2014	2015	2016	2017	2018	2019	

No.	Name of variable	Label	Survey period	Survey frequency					
3.2.14)	vg_orders	orders (appraisal)	West since 01/1980 East since 01/1991	Monthly survey Monthly survey					
Wording of question									
From 01/1991 to 11/2001									
No questionnaires from East Germany available									
From 01/1980 to 12/1982									
We currently preceive our backlog of orders (domestic and abroad) as									
relatively high [1]									
Further information 01/2002 and 02/2002 * "current situation" is replaced by "current situation and tendencies"									

(e.g. extended delivery periods)
sufficient (typical for the season) [2]
too small [3]
usually no backlog of orders [4]

From 01/1983 to 06/1994

We currently perceive our backlog of orders (domestic and abroad) as

relatively high [1]
(e.g. extended delivery periods)
sufficient (typical for the season) [2]
or unusual
too small [3]

From 07/1994 to 06/1997

We currently perceive our backlog of orders with respect to XY as

relatively high [1]
(e.g. extended delivery periods)
sufficient (typical for the season) [2]
or unusual
too small [3]

From 07/1997 to 11/2001

We currently perceive our backlog of orders (domestic and abroad) with respect to XY as

relatively high [1]
(e.g. extended delivery periods)
sufficient (typical for the season) [2]
or unusual
too small [3]

Since 01/2002

Current situation*
We perceive our (current**) backlog of orders as

relatively high [1] in total
sufficient (typical for the season) [2]
or unusual
too small [3]

Timespan of variable

1980	1981	1982	1983	1984	1985	1986	1987	1988	1989
WEST									
1990	1991	1992	1993	1994	1995	1996	1997	1998	1999
WEST									
	EAST								
2000	2001	2002	2003	2004	2005	2006	2007	2008	2009
WEST									
EAST									
2010	2011	2012	2013	2014	2015	2016	2017	2018	2019
WEST									
EAST									

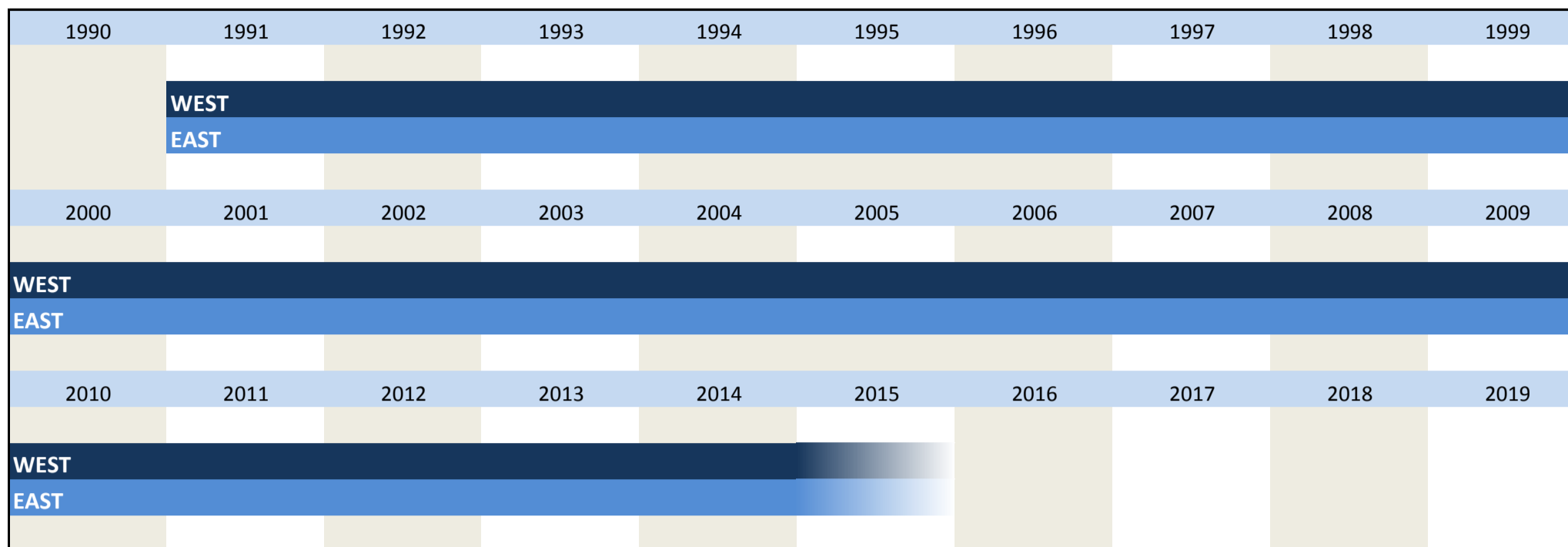
No.	Name of variable	Label	Survey period	Survey frequency
3.2.15)	bau_ranord	range of orders in months	West since 01/1991 East since 01/1991	Monthly survey Monthly survey

Wording of question

From 01/1991 to 11/2001	Further information
Given the course of business which is typical for this season, our backlog of orders by the end of the reporting month corresponds to the average output of _____ months	[10] corresponds to 1 month [15] corresponds to 1,5 months [100] corresponds to 10 months etc.
Since 01/2002	

Given a course of business which is typical for the seasons, our current backlog of orders corresponds to the average output of _____ months

Timespan of variable

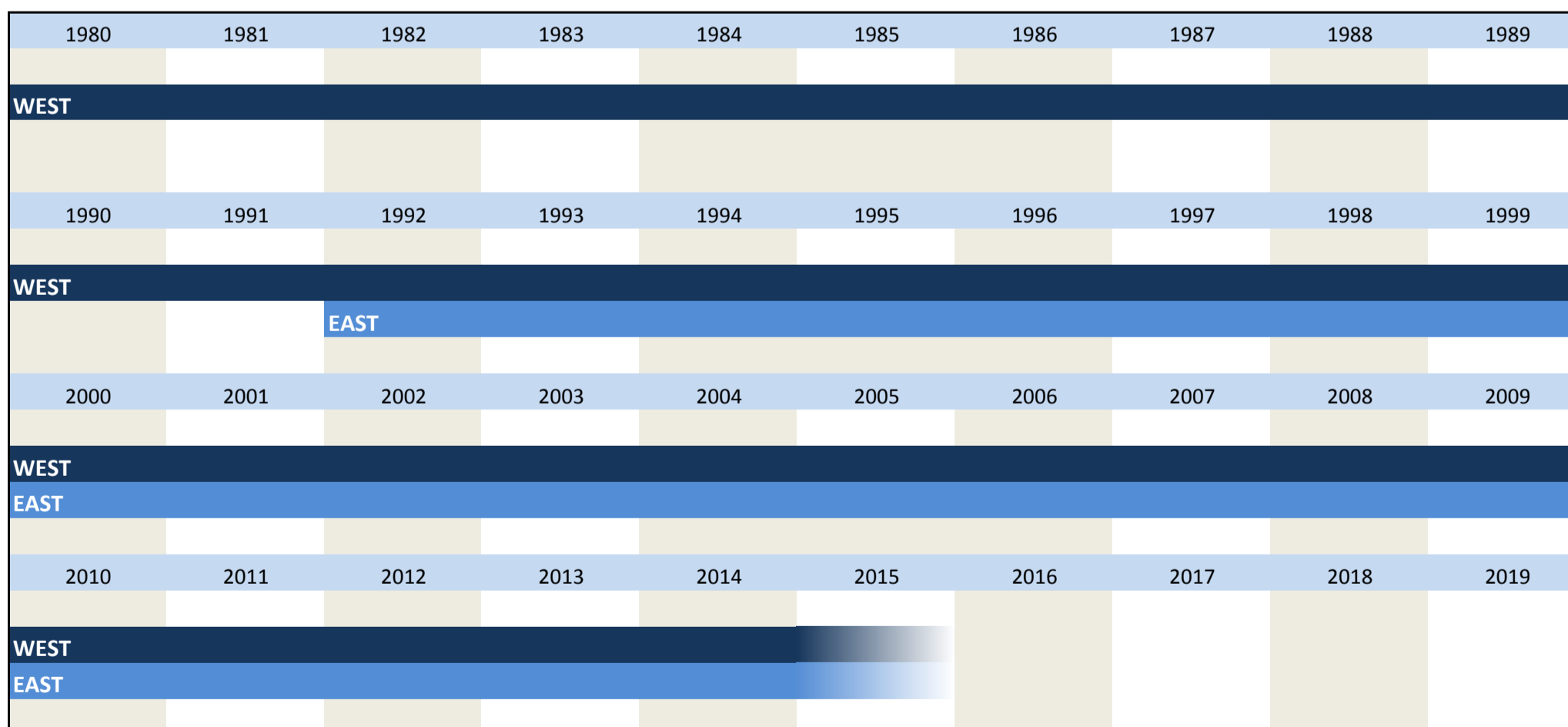


No.	Name of variable	Label	Survey period	Survey frequency
3.2.16)	vg_ranord	range of orders in months	West from 03/1980 to 09/2001 East from 07/1992 to 07/1993 East from 12/1993 to 09/2001 East and West since 01/2002	Mrc, Jun, Sep, Dec Mrc, Jul, Oct, Dec Mrc, Jul, Sep, Dec Jan, Apr, Jul, Oct

Wording of question

<p>From 07/1992 to 09/2001</p> <p>No questionnaires from East Germany available</p> <p>From 03/1980 to 09/2001</p> <p>At the moment our backlog of orders for shipments of XY corresponds to a production period of</p> <p>no orders 1/2 1 2 3 4 5 6 7 8 9 10 if more than 10, please state number of months</p> <p>Since 01/2002</p> <p>Currently our backlog of orders for XY corresponds to a production period of</p> <p>no orders 1/2 1 2 3 4 5 6 7 8 9 10 if more than 10, please state number of months</p>	<p>Further information</p> <p>Code in the dataset: no orders = [0] less than 1/2 = [5] 1 = [10] 5 = [50] 9 = [90] if more than 10, entry by hand or, if only marked with a cross, [120]</p>
--	--

Timespan of variable



No.	Name of variable	Label	Survey period	Survey frequency
3.2.17)	han_feedst	feedstock (appraisal)	West since 01/1990 East since 01/1991	Monthly survey Monthly survey

Wording of question

<p>Since 01/1990</p>	<p>Further information</p> <p>* from 01/1990 to 11/2001</p>
----------------------	---

Current situation* We currently evaluate our inventory as <div style="text-align: center; margin-top: 10px;"> </div>	Appraisal and developments in the reporting month 01/2002 und 02/2002 Current situation/emerging trends West from 01/1990 to 01/2006 [9] = share of the stores with such answer in per cent. All answers of the stores are summed up and expressed as percentage here. Example: 3.2.18) han_questpercansw41 [50] 3.2.19) han_questpercansw42 [30] 3.2.20) han_questpercansw43 [20] That means, 50% of stores answered the question with " too small ", 30% of stores answered the question with " satisfactory (typical for the season) " and 20% of stores answered the question with " too large ".																																																																																										
Timespan of variable																																																																																											
<table border="1" style="width: 100%; text-align: center;"> <tr><td>1990</td><td>1991</td><td>1992</td><td>1993</td><td>1994</td><td>1995</td><td>1996</td><td>1997</td><td>1998</td><td>1999</td></tr> <tr><td colspan="10">WEST</td></tr> <tr><td colspan="10">EAST</td></tr> <tr><td>2000</td><td>2001</td><td>2002</td><td>2003</td><td>2004</td><td>2005</td><td>2006</td><td>2007</td><td>2008</td><td>2009</td></tr> <tr><td colspan="10">WEST</td></tr> <tr><td colspan="10">EAST</td></tr> <tr><td>2010</td><td>2011</td><td>2012</td><td>2013</td><td>2014</td><td>2015</td><td>2016</td><td>2017</td><td>2018</td><td>2019</td></tr> <tr><td colspan="10">WEST</td></tr> <tr><td colspan="10">EAST</td></tr> </table>		1990	1991	1992	1993	1994	1995	1996	1997	1998	1999	WEST										EAST										2000	2001	2002	2003	2004	2005	2006	2007	2008	2009	WEST										EAST										2010	2011	2012	2013	2014	2015	2016	2017	2018	2019	WEST										EAST									
1990	1991	1992	1993	1994	1995	1996	1997	1998	1999																																																																																		
WEST																																																																																											
EAST																																																																																											
2000	2001	2002	2003	2004	2005	2006	2007	2008	2009																																																																																		
WEST																																																																																											
EAST																																																																																											
2010	2011	2012	2013	2014	2015	2016	2017	2018	2019																																																																																		
WEST																																																																																											
EAST																																																																																											

No.	Name of variable	Label	Survey period	Survey frequency
-----	------------------	-------	---------------	------------------

3.2.18)	han_questpercansw41	% to feedst too little	West from 01/1990 to 01/2006	Monthly survey
---------	---------------------	------------------------	------------------------------	----------------

Timespan of variable										Further information Percentage of the stores that have evaluated their inventory as " too small " See 3.2.17) han_feedst
1990	1991	1992	1993	1994	1995	1996	1997	1998	1999	
WEST										
2000	2001	2002	2003	2004	2005	2006	2007	2008	2009	
WEST										
2010	2011	2012	2013	2014	2015	2016	2017	2018	2019	
WEST										
EAST										

No.	Name of variable	Label	Survey period	Survey frequency
-----	------------------	-------	---------------	------------------

3.2.19)	han_questpercansw42	% to feedst satisfiable	West from 01/1990 to 01/2006	Monthly survey
---------	---------------------	-------------------------	------------------------------	----------------

Timespan of variable										Further information Percentage of the stores that have evaluated their inventory as " satisfactory (typical for the season) " See 3.2.17) han_feedst
1990	1991	1992	1993	1994	1995	1996	1997	1998	1999	
WEST										
2000	2001	2002	2003	2004	2005	2006	2007	2008	2009	
WEST										
2010	2011	2012	2013	2014	2015	2016	2017	2018	2019	
WEST										
EAST										

No.	Name of variable	Label	Survey period	Survey frequency
-----	------------------	-------	---------------	------------------

3.2.20)	han_questpercansw43	% to feedst too much	West from 01/1990 to 01/2006	Monthly survey
---------	---------------------	----------------------	------------------------------	----------------

Timespan of variable										Further information Percentage of the stores that have evaluated their inventory as " too large " See 3.2.17) han_feedst
1990	1991	1992	1993	1994	1995	1996	1997	1998	1999	
WEST										
2000	2001	2002	2003	2004	2005	2006	2007	2008	2009	
WEST										

2010	2011	2012	2013	2014	2015	2016	2017	2018	2019
------	------	------	------	------	------	------	------	------	------

No.	Name of variable	Label	Survey period	Survey frequency
3.2.21)	vg_stin	stock of inventories (appraisal)	West since 01/1980 East since 01/1991	Monthly survey Monthly survey

Wording of question

Further information
<p>From 01/1991 to 11/2001</p> <p>No questionnaires from East Germany available</p> <p>From 01/1980 to 11/2011</p> <p>We currently evaluate our stock of unsold finished goods of XY as</p> <p style="padding-left: 40px;">too small [1] sufficient (typical for the season) [2] too high [3] stock holding not possible [4]</p> <p>Since 01/2002</p> <p>Current situation*</p> <p>We evaluate our (current**) stock of unsold finished goods of XY as</p> <p style="padding-left: 40px;">too small [1] sufficient (typical for the season) [2] too high [3] stock holding not possible [4]</p>

Further information

01/2002 and 02/2002
* "current situation" is replaced by "current situation and tendencies"
** "current" added

Timespan of variable

1980	1981	1982	1983	1984	1985	1986	1987	1988	1989
WEST									
1990	1991	1992	1993	1994	1995	1996	1997	1998	1999
WEST									
	EAST								
2000	2001	2002	2003	2004	2005	2006	2007	2008	2009
WEST									
EAST									
2010	2011	2012	2013	2014	2015	2016	2017	2018	2019
WEST									
EAST									

No.	Name of variable	Label	Survey period	Survey frequency
3.2.22)	bau_equiput2	equipment utilization in %	West since 01/1991 East since 01/1991	Monthly survey Monthly survey

Wording of question

<p>From 01/1991 to 11/2001</p> <p>The average utilization of our equipment (customary full utilization = 100%) in the reporting month was about</p> <table border="1" style="margin-left: 40px;"> <tr> <td>30</td><td>40</td><td>50</td><td>60</td><td>70</td><td>75</td><td>80</td><td>85</td><td>90</td><td>95</td><td>100</td><td>more than 100, namely</td> </tr> <tr> <td></td><td></td><td></td><td></td><td></td><td></td><td></td><td></td><td></td><td></td><td></td><td></td> </tr> </table> <p>all equipment*:</p>	30	40	50	60	70	75	80	85	90	95	100	more than 100, namely												
30	40	50	60	70	75	80	85	90	95	100	more than 100, namely													
<p>Since 01/2002</p> <p>The average utilization of our machine capacities (customary full utilization = 100%) at last was about</p> <table border="1" style="margin-left: 40px;"> <tr> <td>30</td><td>40</td><td>50</td><td>60</td><td>70</td><td>75</td><td>80</td><td>85</td><td>90</td><td>95</td><td>100</td><td>more than 100, namely</td> </tr> <tr> <td></td><td></td><td></td><td></td><td></td><td></td><td></td><td></td><td></td><td></td><td></td><td></td> </tr> </table> <p>all equipment*:</p>	30	40	50	60	70	75	80	85	90	95	100	more than 100, namely												
30	40	50	60	70	75	80	85	90	95	100	more than 100, namely													

Further information

* supplement "all equipment" only for main construction works

Timespan of variable

1990	1991	1992	1993	1994	1995	1996	1997	1998	1999
WEST									
EAST									
2000	2001	2002	2003	2004	2005	2006	2007	2008	2009
WEST									
EAST									
2010	2011	2012	2013	2014	2015	2016	2017	2018	2019
WEST									
EAST									

No.	Name of variable	Label	Survey period	Survey frequency
3.2.23)	vg_uticappc	capacity utilisation in %	West from 03/1980 to 09/2001 East from 07/1992 to 07/1993 East from 12/1993 to 09/2001 East and West since 01/2002	Mrc, Jun, Sep, Dec Mrc, Jul, Oct, Dec Mrc, Jul, Sep, Dec Jan, Apr, Jul, Oct

Wording of question

<p>From 07/1992 to 09/2001</p> <p>No questionnaires from East Germany available</p> <p>Since 03/1980</p> <p>The utilisation of our production equipment* for producing XY (customary full utilization = 100) currently amounts to</p> <p style="text-align: right;">more than 100%</p> <p>30 40 50 60 70 75 80 85 90 95 100 namely: <input type="text"/></p>	<p>Further information</p> <p>*09/94, 09/95, 09/96, 09/97, 09/98, 09/99, 09/00, 09/01 the question asks for "domestic equipment"</p> <p>Code in the dataset: if more than 100%, entry by hand or, if only marked with a cross, [120]</p>
--	--

Timespan of variable

1980	1981	1982	1983	1984	1985	1986	1987	1988	1989
WEST									
1990	1991	1992	1993	1994	1995	1996	1997	1998	1999
WEST									
EAST									
2000	2001	2002	2003	2004	2005	2006	2007	2008	2009
WEST									
EAST									
2010	2011	2012	2013	2014	2015	2016	2017	2018	2019
WEST									
EAST									

No.	Name of variable	Label	Survey period	Survey frequency
3.2.24)	vg_uticappc2	capacity utilisation in % (end of prev. month)	West from 01/2002 to 01/2008 East from 01/2002 to 01/2008	Jan, Apr, Jul, Oct Jan, Apr, Jul, Oct

Wording of question

<p>From 01/2002 to 01/2008</p> <p>No questionnaires from East Germany available</p> <p>From 01/2002 to 01/2008</p> <p>The utilisation of our production equipment* for producing XY (customary full utilization = 100) currently amounts to In the past month it was up to</p> <p style="text-align: right;">more than 100%</p> <p>30 40 50 60 70 75 80 85 90 95 100 namely: <input type="text"/></p>	<p>Further information</p> <p>Remark: Due to the harmonisation of business surveys within the EU there were several modifications with respect to questions and survey frequency in different countries. Due to these evolutions the questions on the capacity utilization would have been changed by ca. one month. Therefore, from the first quarter in 2002 the question on capacity utilization was asked twice. It referred both to the current month (uticappc) and to the past month (uticappc2).</p> <p>Code in the dataset: if more than 100%, entry by hand or, if only</p>
--	--

1990	1991	1992	1993	1994	1995	1996	1997	1998	1999
2000	2001	2002	2003	2004	2005	2006	2007	2008	2009
				WEST					
				EAST					
2010	2011	2012	2013	2014	2015	2016	2017	2018	2019
WEST									
EAST									

No.	Name of variable	Label	Survey period	Survey frequency
-----	------------------	-------	---------------	------------------

3.2.27)	han_constrain	constraints to production	West since 04/2006 East from 01/1991 to 01/2006 East since 04/2006	Jan, Apr, Jul, Oct Monthly survey Jan, Apr, Jul, Oct
---------	---------------	---------------------------	--	--

Wording of question

<p>Since 01/1991</p> <p>Our sales activities are currently constrained.</p> <p>yes [1] <input type="checkbox"/> no [2] <input type="checkbox"/></p>	<p>Further information</p> <p>No data collection in May 1992</p>
---	--

Timespan of variable

1990	1991	1992	1993	1994	1995	1996	1997	1998	1999
EAST									
2000	2001	2002	2003	2004	2005	2006	2007	2008	2009
						WEST			
EAST									
2010	2011	2012	2013	2014	2015	2016	2017	2018	2019
WEST									
EAST									

No.	Name of variable	Label	Survey period	Survey frequency
-----	------------------	-------	---------------	------------------

3.2.28)	vg_constrain	constraints to production	West since 01/1980 East from 01/1991 to 12/2000 East since 01/2001	Jan, Apr, Jul, Oct Monthly survey Jan, Apr, Jul, Oct
---------	--------------	---------------------------	--	--

Wording of question

<p>From 01/1991 to 10/2001</p> <p>No questionnaires from East Germany available</p> <p>From 01/1980 to 10/2001</p> <p>Our domestic production activities with regard to XY are currently constrained.</p> <p>yes [1] <input type="checkbox"/> no [2] <input type="checkbox"/></p> <p>Since 01/2002</p> <p>Our domestic production activities are currently constrained.</p> <p>yes [1] <input type="checkbox"/> no [2] <input type="checkbox"/></p>	<p>Further information</p>
---	----------------------------

Timespan of variable

1980	1981	1982	1983	1984	1985	1986	1987	1988	1989
WEST									
1990	1991	1992	1993	1994	1995	1996	1997	1998	1999

WEST									
EAST									
2000	2001	2002	2003	2004	2005	2006	2007	2008	2009
WEST									
EAST									
2010	2011	2012	2013	2014	2015	2016	2017	2018	2019
WEST									
EAST									

No.	Name of variable	Label	Survey period	Survey frequency
3.2.29)	bau_mplack	constraints: lack of manpower	West since 01/1991 East since 01/1991	Monthly survey Monthly survey

Wording of question

<p>Since 01/1991</p> <p>The construction activities / execution of orders are/is currently or were/was constrained* if yes, through:</p> <p>Lack of manpower [1] <input type="text"/></p>	<p>Further information</p> <p>* for the precise wording of the question in each period see 3.2.25) bau_constraints</p>
---	--

Timespan of variable

1990	1991	1992	1993	1994	1995	1996	1997	1998	1999
WEST									
EAST									
2000	2001	2002	2003	2004	2005	2006	2007	2008	2009
WEST									
EAST									
2010	2011	2012	2013	2014	2015	2016	2017	2018	2019
WEST									
EAST									

No.	Name of variable	Label	Survey period	Survey frequency
3.2.30)	dl_mplack	constaints by lack of skilled labour	West since 10/2004 East since 10/2004	Jan, Apr, Jul, Oct Jan, Apr, Jul, Oct

Wording of question

<p>Since 10/2004</p> <p>Special question (is asked every 3 months)</p> <p>Our domestic business activities are currently constrained.</p> <p><input type="checkbox"/> yes <input checked="" type="checkbox"/> no</p> <p>if yes, by the following factors: (multiple answers possible)</p> <p><input type="checkbox"/> [1] Lack of skilled labour</p>	<p>Further information</p>
--	----------------------------

Timespan of variable

1990	1991	1992	1993	1994	1995	1996	1997	1998	1999
WEST									
EAST									
2000	2001	2002	2003	2004	2005	2006	2007	2008	2009
WEST									
EAST									
2010	2011	2012	2013	2014	2015	2016	2017	2018	2019
WEST									
EAST									

No.	Name of variable	Label	Survey period	Survey frequency
-----	------------------	-------	---------------	------------------

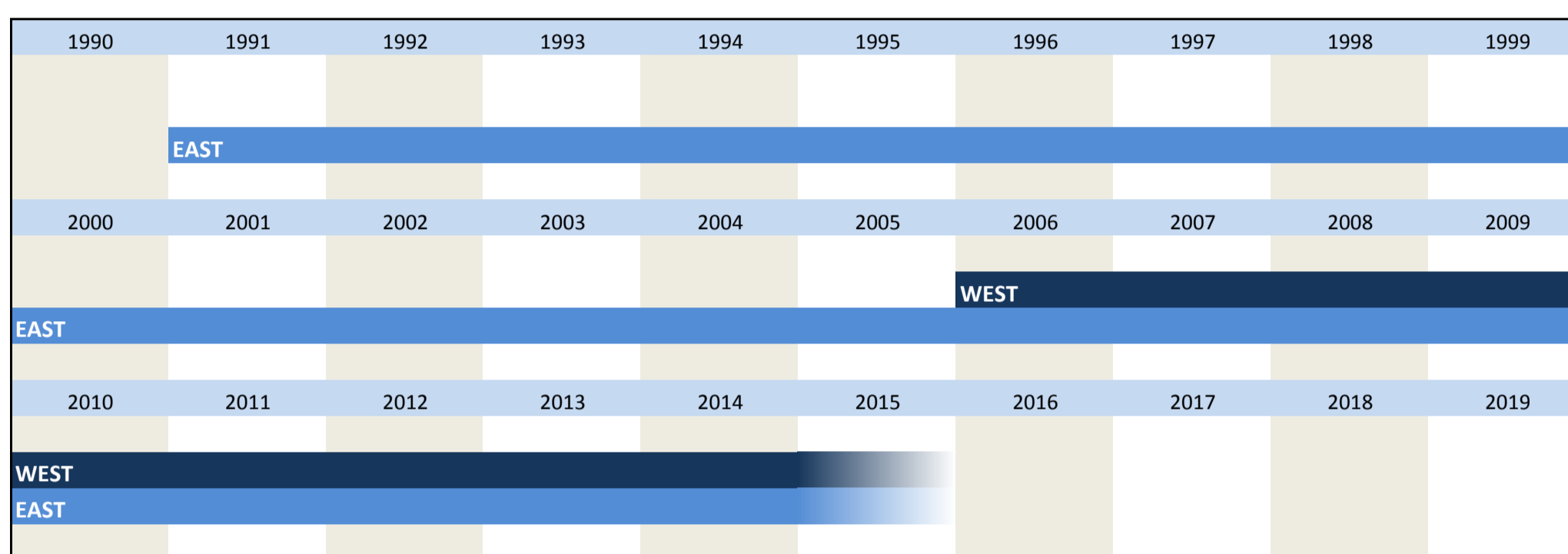
3.2.31)	han_mplack	lack of manpower	West since 04/2006 East from 01/1991 to 01/2006 East since 04/2006	Jan, Apr, Jul, Oct Monthly survey Jan, Apr, Jul, Oct
---------	------------	------------------	--	--

Wording of question

Further information
No data collection in May 1992

From 01/1991 to 01/2006	Our sales activities are currently constrained. If yes, through	Lack of qualified skilled labour [1]	<input type="text"/>
Since 04/2006	Our sales activities are currently constrained. If yes, through	Lack of skilled labour [1]	<input type="text"/>

Timespan of variable



No.	Name of variable	Label	Survey period	Survey frequency
-----	------------------	-------	---------------	------------------

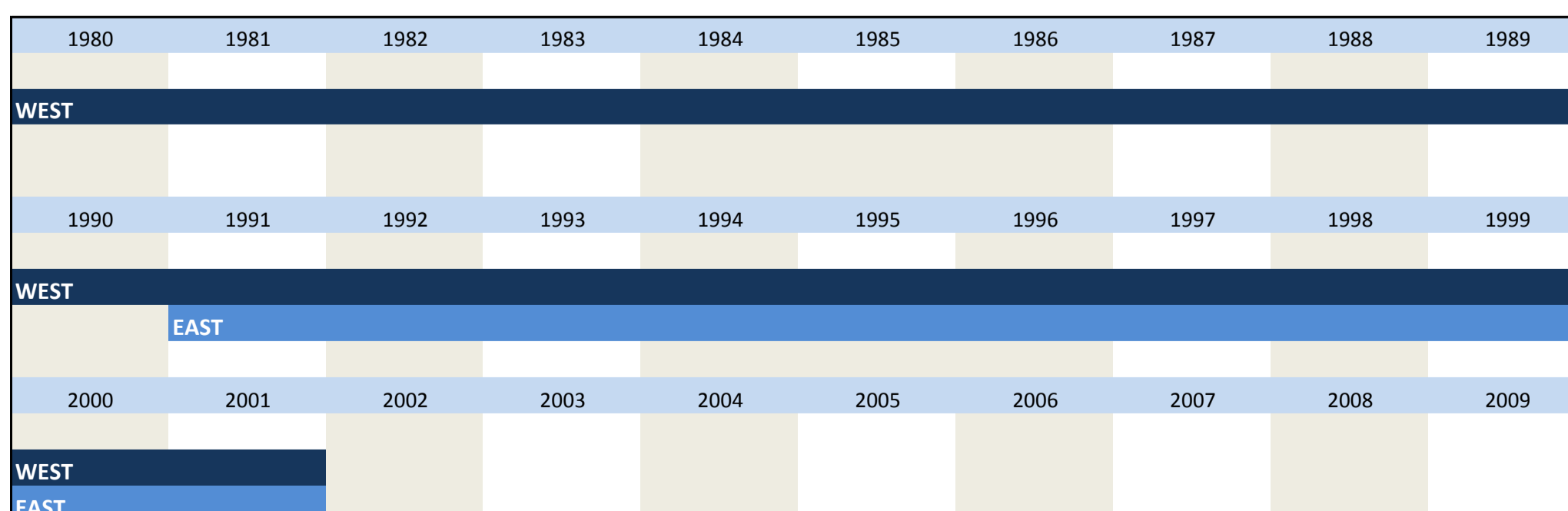
3.2.32)	vg_mplack	lack of manpower	West from 01/1980 to 10/2001 East from 01/1991 to 12/2000 East from 01/2001 to 10/2001	Jan, Apr, Jul, Oct Monthly survey Jan, Apr, Jul, Oct
---------	-----------	------------------	--	--

Wording of question

Further information
No questionnaires from East Germany available

From 01/1991 to 10/2001	No questionnaires from East Germany available		
From 01/1980 to 10/1995	Our domestic production activities with regard to XY are currently constrained. If yes, by the following factors:	lack of manpower [1]	<input type="text"/>
From 01/1996 to 10/2001	Our domestic production activities with regard to XY are currently constrained. If yes, by the following factors:	lack of skilled labour [1]	<input type="text"/>

Timespan of variable



2010	2011	2012	2013	2014	2015	2016	2017	2018	2019
------	------	------	------	------	------	------	------	------	------

No.	Name of variable	Label	Survey period	Survey frequency
-----	------------------	-------	---------------	------------------

3.2.33)	bau_finan	constraints: financing	West since 01/1991 East since 01/1991	Monthly survey Monthly survey
---------	------------------	------------------------	--	----------------------------------

Wording of question

<p>Since 01/1991</p> <p>The construction activities / execution of orders are/is currently or were/was constrained* if yes, through:</p> <p>insufficient financing [1] <input type="text"/></p>	<p>Further information</p> <p>* for the precise wording of the question in each period see 3.2.25) bau_constraints</p>
---	--

Timespan of variable

1990	1991	1992	1993	1994	1995	1996	1997	1998	1999
WEST									
EAST									
2000	2001	2002	2003	2004	2005	2006	2007	2008	2009
WEST									
EAST									
2010	2011	2012	2013	2014	2015	2016	2017	2018	2019
WEST									
EAST									

No.	Name of variable	Label	Survey period	Survey frequency
-----	------------------	-------	---------------	------------------

3.2.34)	dl_finan	constaints by problems of financing	West since 10/2004 East since 10/2004	Jan, Apr, Jul, Oct Jan, Apr, Jul, Oct
---------	-----------------	-------------------------------------	--	--

Wording of question

<p>Since 10/2004</p> <p>Special question (is asked every 3 months)</p> <p>Our domestic business activities are currently constrained.</p> <p><input type="checkbox"/> yes <input checked="" type="checkbox"/> no</p> <p>if yes, by the following factors: (multiple answers possible)</p> <p><input type="checkbox"/> [1] shortages of financing</p>	<p>Further information</p>
--	-----------------------------------

Timespan of variable

1990	1991	1992	1993	1994	1995	1996	1997	1998	1999
WEST									
EAST									
2000	2001	2002	2003	2004	2005	2006	2007	2008	2009
WEST									
EAST									
2010	2011	2012	2013	2014	2015	2016	2017	2018	2019
WEST									
EAST									


No.	Name of variable	Label	Survey period	Survey frequency
-----	------------------	-------	---------------	------------------

3.2.35)	han_diffin	difficulties in financing	West since 04/2006 East from 01/1991 to 01/2006 East since 04/2006	Jan, Apr, Jul, Oct Monthly survey Jan, Apr, Jul, Oct
---------	-------------------	---------------------------	--	--

Wording of question

<p>Since 01/1991</p> <p>Our sales activities are currently constrained. If yes, through</p> <p>difficulties in financing [1] <input type="text"/></p>	<p>Further information</p> <p>No data collection in May 1992</p>
---	--

Timespan of variable



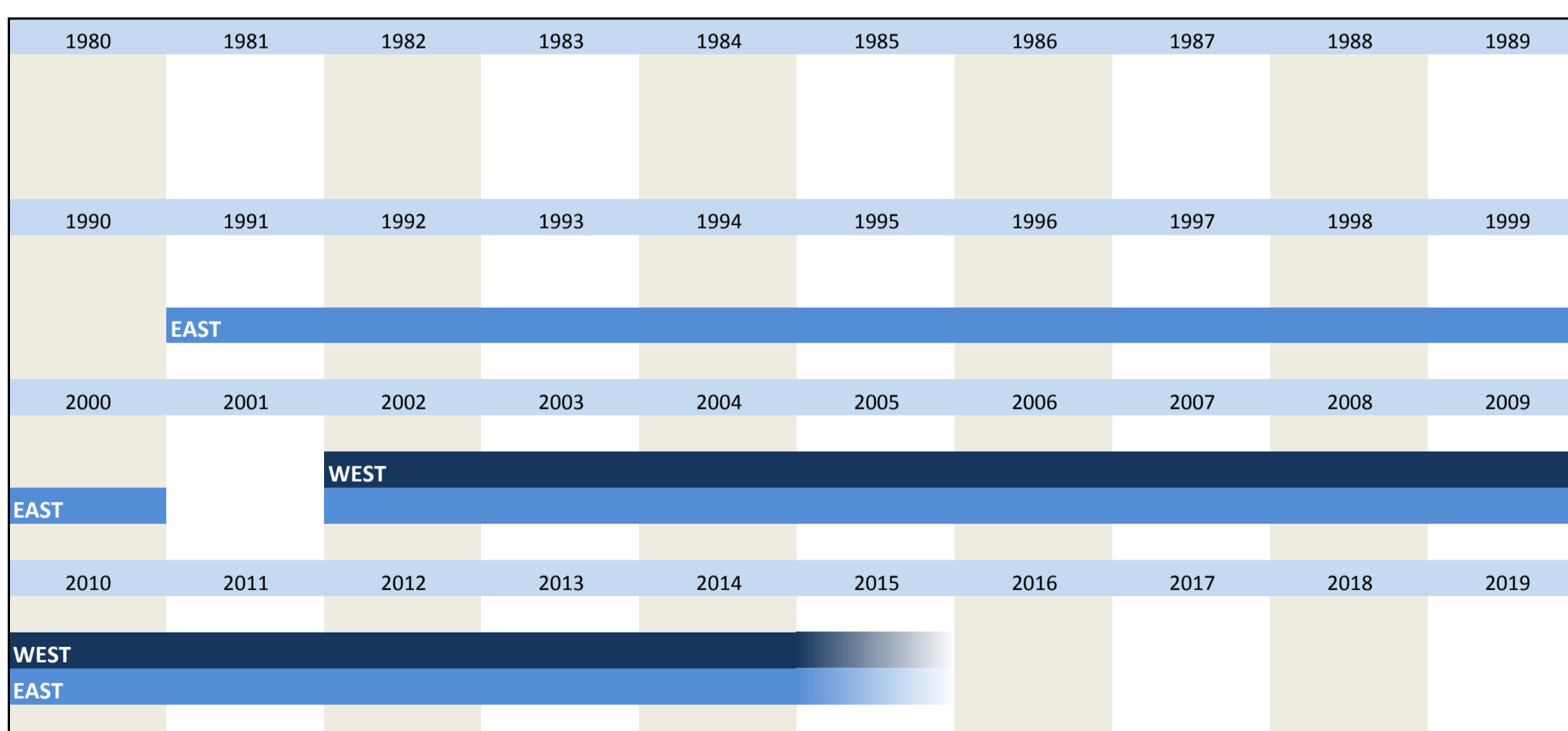
No.	Name of variable	Label	Survey period	Survey frequency
-----	------------------	-------	---------------	------------------

3.2.36)	vg_diffin	difficulties of financing	East from 01/1991 to 12/2000 East and West since 01/2002	Monthly survey Jan, Apr, Jul, Oct
---------	-----------	---------------------------	---	--------------------------------------

Wording of question

<p>From 01/1991 to 10/2000</p> <p>No questionnaires from East Germany available</p> <p>Since 01/2002</p> <p>Our domestic production activities are currently constrained. If yes, by the following factors:</p> <p>difficulties in financing [1] <input type="text"/></p>	<p>Further information</p>
---	----------------------------

Timespan of variable



No.	Name of variable	Label	Survey period	Survey frequency
-----	------------------	-------	---------------	------------------

3.2.37)	bau_ordlack	lack of orders	West since 01/1996 East since 01/1996	Monthly survey Monthly survey
---------	-------------	----------------	--	----------------------------------

Wording of question

<p>Since 01/1996</p> <p>The construction activities / execution of orders are/is currently or were/was constrained* if yes, through:</p> <p>lack of orders [1] <input type="text"/></p>	<p>Further information</p> <p>* for the precise wording of the question in each period see 3.2.25) bau_constraints</p>
---	--

Timespan of variable

1990	1991	1992	1993	1994	1995	1996	1997	1998	1999
						WEST			
						EAST			
2000	2001	2002	2003	2004	2005	2006	2007	2008	2009
2010	2011	2012	2013	2014	2015	2016	2017	2018	2019

No.	Name of variable	Label	Survey period	Survey frequency
-----	------------------	-------	---------------	------------------

3.2.38)	dl_lackdem	constaints by lack of demand	West since 10/2004 East since 10/2004	Jan, Apr, Jul, Oct Jan, Apr, Jul, Oct
---------	------------	------------------------------	--	--

Wording of question

<p>Since 10/2004</p> <p>Special question (is asked every 3 months)</p> <p>Our domestic business activities are currently constrained.</p> <p><input type="checkbox"/> yes <input checked="" type="checkbox"/> no</p> <p>if yes, by the following factors: (multiple answers possible)</p> <p><input type="checkbox"/> [1] too few orders, lack of demand</p>	Further information
--	---------------------

Timespan of variable

1990	1991	1992	1993	1994	1995	1996	1997	1998	1999
2000	2001	2002	2003	2004	2005	2006	2007	2008	2009
2010	2011	2012	2013	2014	2015	2016	2017	2018	2019

No.	Name of variable	Label	Survey period	Survey frequency
-----	------------------	-------	---------------	------------------

3.2.39)	han_weakdem	weak demand	West since 04/2006 East since 04/2006	Jan, Apr, Jul, Oct Jan, Apr, Jul, Oct
---------	-------------	-------------	--	--

Wording of question

<p>Since 01/1991</p> <p>Our sales acitivities are currently constrained.</p> <p>if yes, through</p> <p>weak demand [1] <input type="checkbox"/></p>	Further information
---	---------------------

Timespan of variable

1990	1991	1992	1993	1994	1995	1996	1997	1998	1999
2000	2001	2002	2003	2004	2005	2006	2007	2008	2009
2010	2011	2012	2013	2014	2015	2016	2017	2018	2019

WEST					
EAST					

No.	Name of variable	Label	Survey period	Survey frequency
-----	------------------	-------	---------------	------------------

3.2.40)	vg_ordlack	lack of orders	West since 01/1980 East from 01/1991 to 12/2000 East since 01/2001	Jan, Apr, Jul, Oct Monthly survey Jan, Apr, Jul, Oct
---------	------------	----------------	--	--

Wording of question

<p>From 01/1991 to 10/2001</p> <p>No questionnaires from East Germany available</p> <p>From 01/1980 to 10/2001</p> <p>Our domestic production activities with regard to XY are currently constrained. If yes, by the following factors:</p> <p>too few orders* [1] <input type="text"/></p> <p>Since 01/2002</p> <p>Our domestic production activities are currently constrained. If yes, by the following factors:</p> <p>too few orders [1] <input type="text"/></p>	<p>Further information</p> <p>Following information is taken from the previous variable list</p> <p>*East from 01/1991 to 12/2000 "too few orders" was replaced by "sales difficulties"</p>
--	--

Timespan of variable

1980	1981	1982	1983	1984	1985	1986	1987	1988	1989
WEST									
1990	1991	1992	1993	1994	1995	1996	1997	1998	1999
WEST									
	EAST								
2000	2001	2002	2003	2004	2005	2006	2007	2008	2009
WEST									
EAST									
2010	2011	2012	2013	2014	2015	2016	2017	2018	2019
WEST									
EAST									

No.	Name of variable	Label	Survey period	Survey frequency
-----	------------------	-------	---------------	------------------

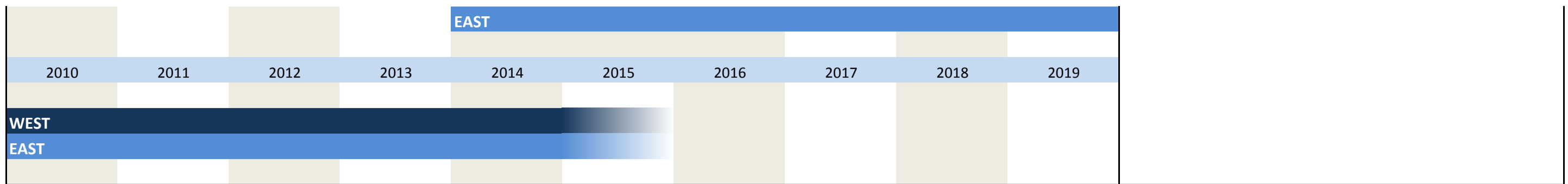
3.2.41)	dl_lackroom	constaints by lack of room/business equipment	West since 10/2004 East since 10/2004	Jan, Apr, Jul, Oct Jan, Apr, Jul, Oct
---------	-------------	---	--	--

Wording of question

<p>Since 10/2004</p> <p>Special question (is asked every 3 months)</p> <p>Our domestic business activities are currently constrained.</p> <p><input type="text"/> yes <input checked="" type="checkbox"/> no</p> <p>if yes, by the following factors: (multiple answers possible)</p> <p><input type="text"/> [1] lack of room / business equipment</p>	<p>Further information</p>
---	----------------------------

Timespan of variable

1990	1991	1992	1993	1994	1995	1996	1997	1998	1999
2000	2001	2002	2003	2004	2005	2006	2007	2008	2009
WEST									

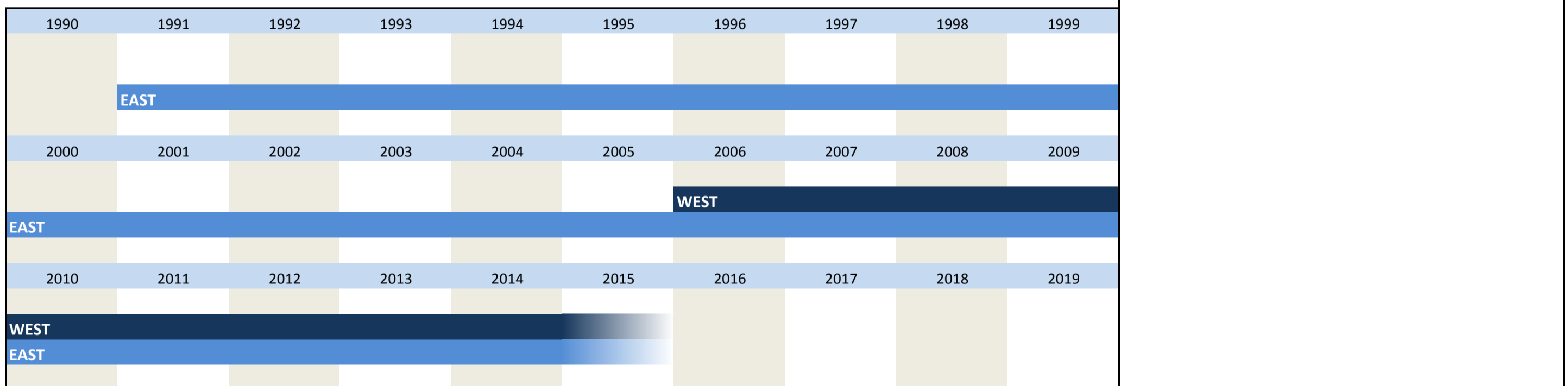


No.	Name of variable	Label	Survey period	Survey frequency
3.2.42)	han_slack	lack of spacial capacity	West since 04/2006 East from 01/1991 to 01/2006 East since 04/2006	Jan, Apr, Jul, Oct Monthly survey Jan, Apr, Jul, Oct

Wording of question

Wording of question	Further information
<p>Since 01/1991</p> <p>Our sales activities are currently constrained. If yes, through</p> <p>Lack of proper spaces / industrial real estate [1]</p>	No data collection in May 1992

Timespan of variable

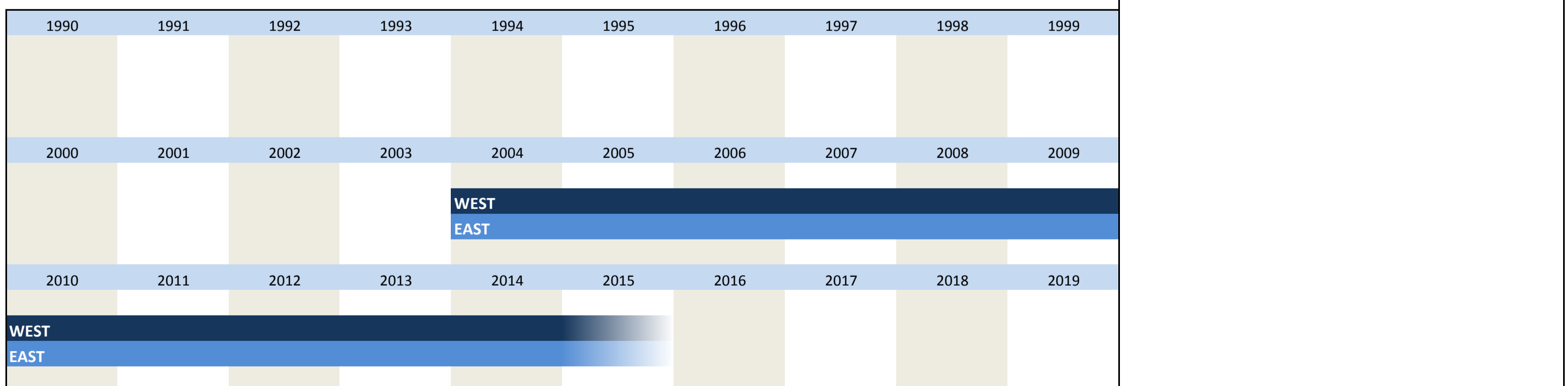


No.	Name of variable	Label	Survey period	Survey frequency
3.2.43)	dl_lacktec	constaints by lack of technical capacities	West since 10/2004 East since 10/2004	Jan, Apr, Jul, Oct Jan, Apr, Jul, Oct

Wording of question

Wording of question	Further information
<p>Since 10/2004</p> <p>Special question (is asked every 3 months)</p> <p>Our domestic business activities are currently constrained.</p> <p><input type="checkbox"/> yes <input checked="" type="checkbox"/> no</p> <p>if yes, by the following factors: (multiple answers possible)</p> <p><input type="checkbox"/> [1] too little technical capacities</p>	

Timespan of variable



No.	Name of variable	Label	Survey period	Survey frequency
3.2.44)	han equip	equipment	West since 04/2006	Jan, Apr, Jul, Oct

East from 01/1991 to 01/2006
East since 04/2006

Monthly survey
Jan, Apr, Jul, Oct

Wording of question

<p>Since 01/1991</p> <p>Our sales activities are currently constrained. If yes, through</p> <p>insufficient equipment, motor vehicles etc. [1] <input type="text"/></p>	<p>Further information</p> <p>No data collection in May 1992</p>
---	--

Timespan of variable

1990	1991	1992	1993	1994	1995	1996	1997	1998	1999
EAST									
2000	2001	2002	2003	2004	2005	2006	2007	2008	2009
WEST									
EAST									
2010	2011	2012	2013	2014	2015	2016	2017	2018	2019
WEST									
EAST									

No.	Name of variable	Label	Survey period	Survey frequency
3.2.45)	vg_techcap	technical capacity	West since 01/1980 East from 01/1991 to 12/2000 East since 01/2001	Jan, Apr, Jul, Oct Monthly survey Jan, Apr, Jul, Oct

Wording of question

<p>From 01/1991 to 10/2001</p> <p>No questionnaires from East Germany available</p> <p>From 01/1980 to 10/2001</p> <p>Our domestic production activities with regard to XY are currently constrained. If yes, by the following factors:</p> <p>insufficient technical capacities* [1] <input type="text"/></p> <p>Since 01/2002</p> <p>Our domestic production activities are currently constrained. If yes, by the following factors:</p> <p>insufficient technical capacities [1] <input type="text"/></p>	<p>Further information</p> <p>Following information is taken from the previous variable list</p> <p>*East from 01/1991 to 12/2000 "insufficient technical capacity" was replaced by "insufficient technical equipment"</p>
--	---

Timespan of variable

1980	1981	1982	1983	1984	1985	1986	1987	1988	1989
WEST									
1990	1991	1992	1993	1994	1995	1996	1997	1998	1999
WEST									
EAST									
2000	2001	2002	2003	2004	2005	2006	2007	2008	2009
WEST									
EAST									
2010	2011	2012	2013	2014	2015	2016	2017	2018	2019
WEST									
EAST									

No.	Name of variable	Label	Survey period	Survey frequency
3.2.46)	bau_weathcon	constraints: weather conditions	West since 01/1991	Monthly survey

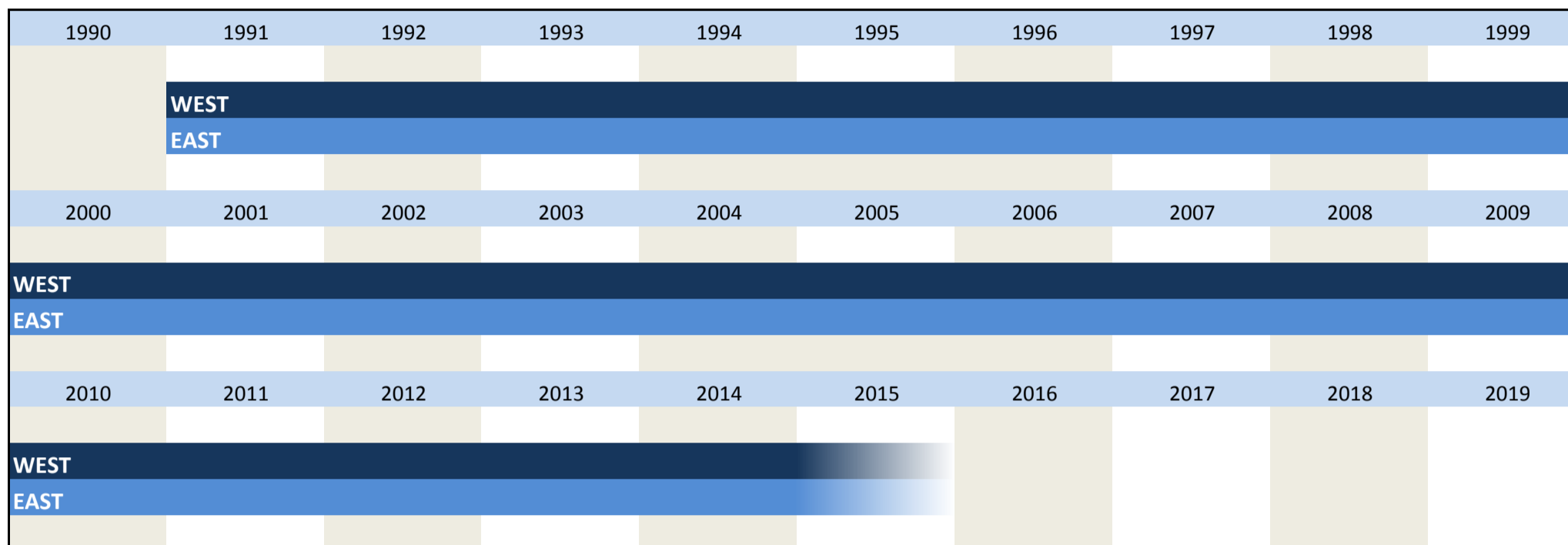
East since 01/1991

Monthly survey

Wording of question

<p>Since 01/1991</p> <p>The construction activities / execution of orders are/is currently or were/was constrained*</p> <p>if yes, through:</p> <p>unfavourable weather conditions [1] <input type="text"/></p>	<p>Further information</p> <p>* for the precise wording of the question in each period see 3.2.25) bau_constraints</p>
---	--

Timespan of variable

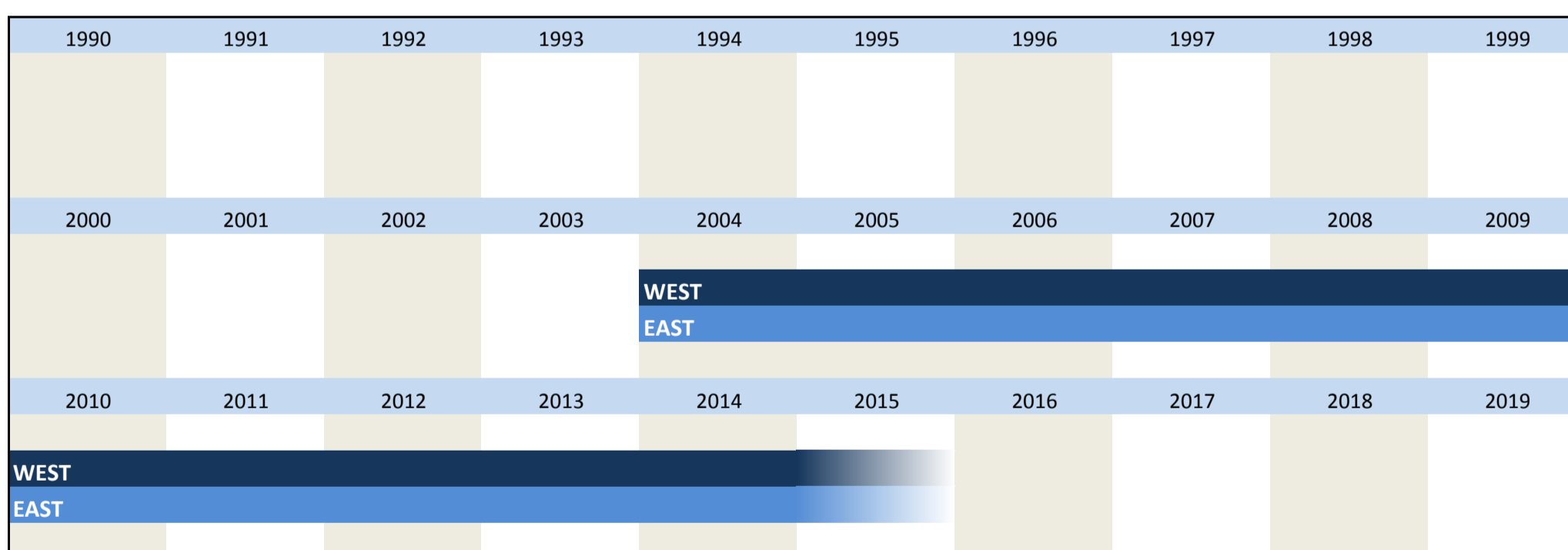


No.	Name of variable	Label	Survey period	Survey frequency
3.2.47)	dl_weather	constaints by weather conditions	West since 10/2004 East since 10/2004	Jan, Apr, Jul, Oct Jan, Apr, Jul, Oct

Wording of question

<p>Since 10/2004</p> <p>Special question (is asked every 3 months)</p> <p>Our domestic business activities are currently constrained.</p> <p><input type="checkbox"/> yes <input checked="" type="checkbox"/> no</p> <p>if yes, by the following factors: (multiple answers possible)</p> <p><input type="checkbox"/> [1] unfavourable weather conditions</p>	<p>Further information</p>
---	----------------------------

Timespan of variable



No.	Name of variable	Label	Survey period	Survey frequency
3.2.48)	han_weather	unfavourable weather	West since 04/2006 East from 01/1991 to 01/2006 East since 04/2006	Jan, Apr, Jul, Oct Monthly survey Jan, Apr, Jul, Oct

Wording of question

<p>Since 02/1994</p> <p>Our sales activities are currently constrained.</p> <p>if yes, through</p> <p>unfavourable weather conditions [1] <input type="text"/></p>	<p>Further information</p> <p>No data collection in May 1992</p>
--	--

Timespan of variable

1990	1991	1992	1993	1994	1995	1996	1997	1998	1999
				EAST					
2000	2001	2002	2003	2004	2005	2006	2007	2008	2009
					WEST				
EAST									
2010	2011	2012	2013	2014	2015	2016	2017	2018	2019
WEST									
EAST									

No.	Name of variable	Label	Survey period	Survey frequency
3.2.49)	vg_weather	weather conditions	East from 02/1994 to 06/2000	Monthly survey

Wording of question

<p>From 02/1994 to 06/2000</p> <p>No questionnaires from East Germany available</p> <p>From 02/1994 to 06/2000*</p> <p>Our domestic production activities with regard to XY are currently constrained. If yes, by the following factors:</p> <p>unfavourable weather conditions [1] <input type="text"/></p>	<p>Further information</p> <p>* The wording is taken from the previous variable list. Furthermore the variable does not contain any values from 01/1999 on.</p>
---	--

Timespan of variable

1980	1981	1982	1983	1984	1985	1986	1987	1988	1989
				EAST					
1990	1991	1992	1993	1994	1995	1996	1997	1998	1999
				EAST					
2000	2001	2002	2003	2004	2005	2006	2007	2008	2009
EAST									
2010	2011	2012	2013	2014	2015	2016	2017	2018	2019

No.	Name of variable	Label	Survey period	Survey frequency
3.2.50)	bau_othrea	constraints: other reasons	West since 01/1991 East since 01/1991	Monthly survey Monthly survey

Wording of question

<p>Since 01/1991</p> <p>The construction activities / execution of orders are/is currently or were/was constrained* if yes, through:</p> <p>other reasons, namely** <input type="text"/></p>	<p>Further information</p> <p>* for the precise wording of the question in each period see 3.2.25) bau_constraints</p> <p>** "namely" added since 01/2002</p>
--	---

Timespan of variable

1990	1991	1992	1993	1994	1995	1996	1997	1998	1999
				WEST					
				EAST					
2000	2001	2002	2003	2004	2005	2006	2007	2008	2009
WEST									

EAST									
2010	2011	2012	2013	2014	2015	2016	2017	2018	2019
WEST									
EAST									

No.	Name of variable	Label	Survey period	Survey frequency
3.2.51)	dl_othrea	constaints by other reasons	West since 10/2004 East since 10/2004	Jan, Apr, Jul, Oct Jan, Apr, Jul, Oct

Wording of question

<p>Since 10/2004</p> <p>Special question (is asked every 3 months)</p> <p>Our domestic business activities are currently constrained.</p> <p><input type="checkbox"/> yes <input checked="" type="checkbox"/> no</p> <p>if yes, by the following factors: (multiple answers possible)</p> <p><input type="text"/> [1] other reasons _____</p>	Further information
---	---------------------

Timespan of variable

1990	1991	1992	1993	1994	1995	1996	1997	1998	1999	
2000	2001	2002	2003	2004	2005	2006	2007	2008	2009	
				WEST						
				EAST						
2010	2011	2012	2013	2014	2015	2016	2017	2018	2019	
WEST										
EAST										

No.	Name of variable	Label	Survey period	Survey frequency
3.2.52)	han_othrea	other reasons	West since 04/2006 East from 01/1991 to 01/2006 East since 04/2006	Jan, Apr, Jul, Oct Monthly survey Jan, Apr, Jul, Oct

Wording of question

<p>Since 01/1991</p> <p>Our sales acitivities are currently constrained.</p> <p>If yes, through</p> <p>other reasons, namely [1] <input type="text"/></p>	Further information
	No data collection in May 1992

Timespan of variable

1990	1991	1992	1993	1994	1995	1996	1997	1998	1999
EAST									
2000	2001	2002	2003	2004	2005	2006	2007	2008	2009
						WEST			
EAST									
2010	2011	2012	2013	2014	2015	2016	2017	2018	2019
WEST									
EAST									

No.	Name of variable	Label	Survey period	Survey frequency
-----	------------------	-------	---------------	------------------

3.2.53) **vg_othrea** other reasons

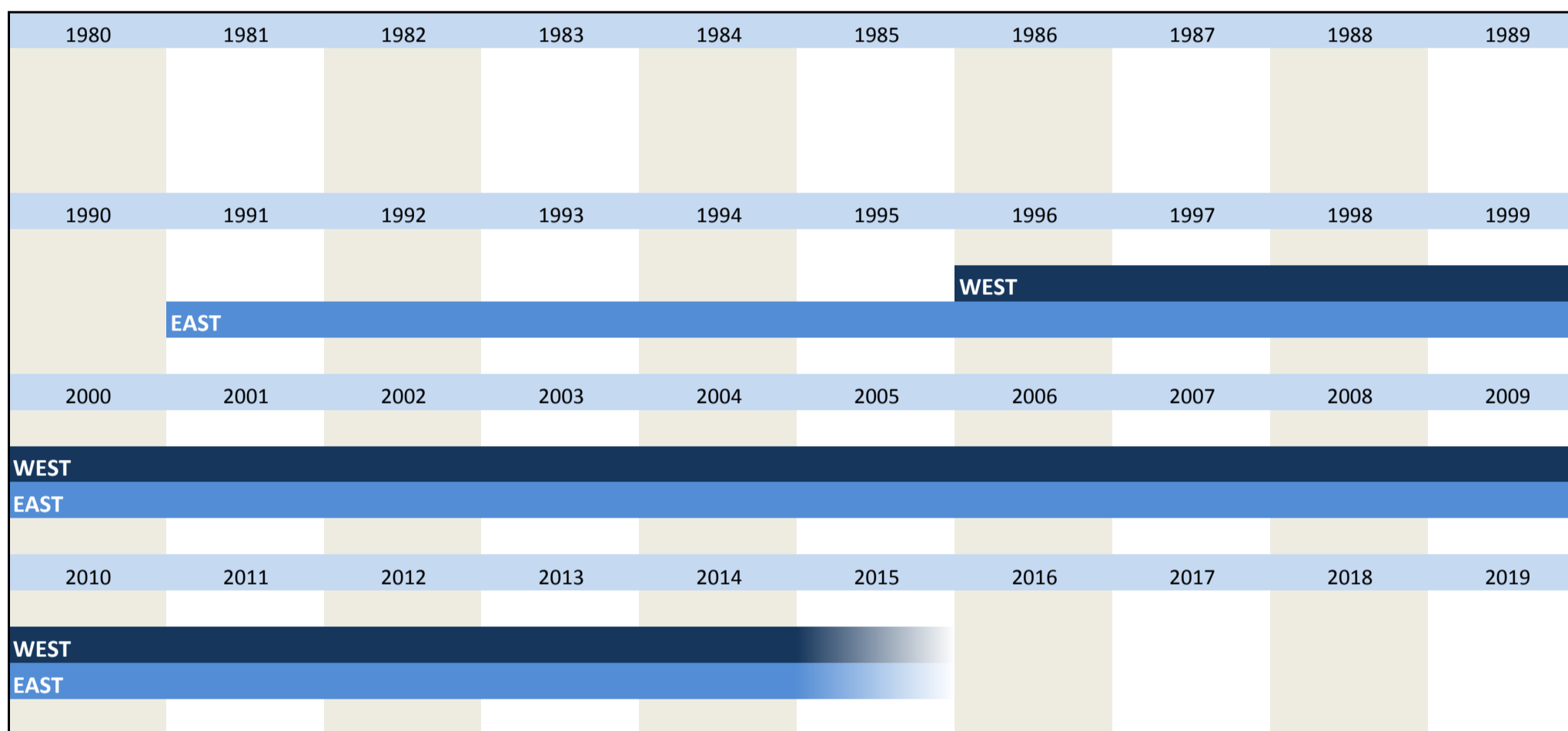
West since 01/1996
East from 01/1991 to 12/2000
East since 01/2001

Jan, Apr, Jul, Oct
Monthly survey
Jan, Apr, Jul, Oct

Wording of question

Further information
<p>From 01/1991 to 10/2001</p> <p>No questionnaires from East Germany available</p>
<p>From 01/1996 to 10/2001</p> <p>Our domestic production activities with regard to XY are currently constrained. If yes, by the following factors:</p> <p>other factors [1] <input type="text"/></p>
<p>Since 01/2002</p> <p>Our domestic production activities are currently constrained. If yes, by the following factors:</p> <p>other factors [1] <input type="text"/></p>

Timespan of variable



No.	Name of variable	Label	Survey period	Survey frequency
-----	------------------	-------	---------------	------------------

3.2.54) **bau_matlack** constraints: lack of material

West since 01/1991
East since 01/1991

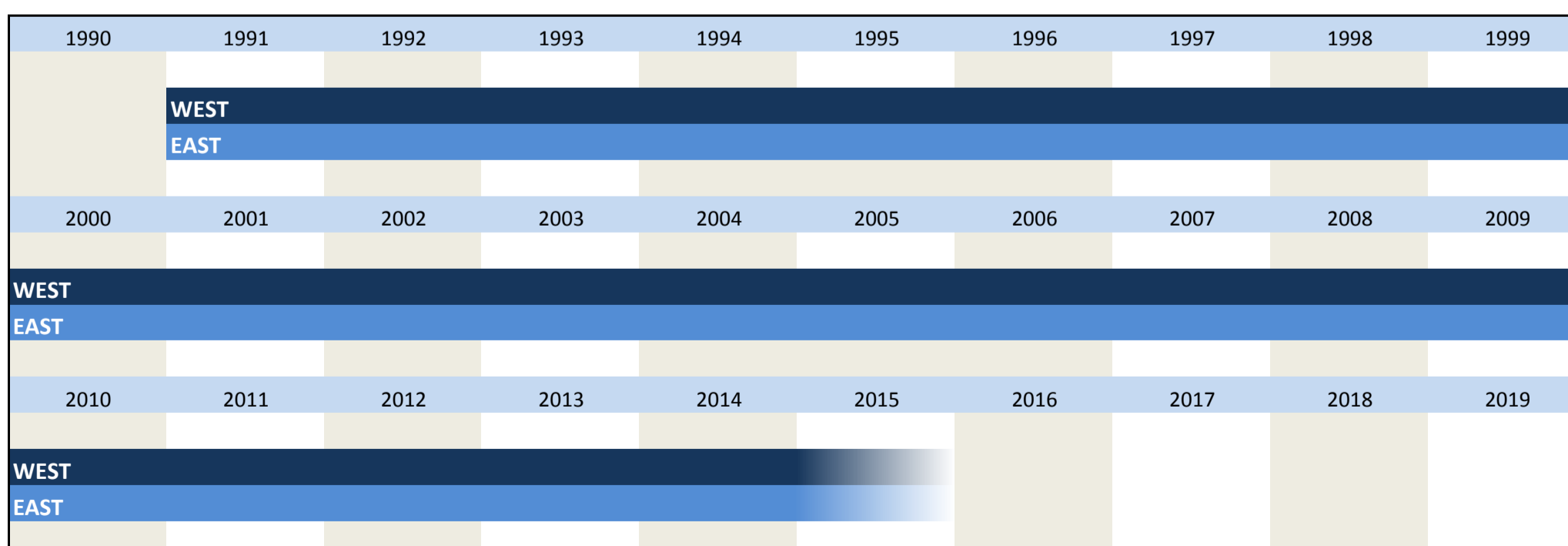
Monthly survey
Monthly survey

Wording of question

Further information
<p>Since 01/1991</p> <p>The construction activities / execution of orders are/is currently or were/was constrained* if yes, through:</p> <p>Lack of material [1] <input type="text"/></p>

* for the precise wording of the question in each period see 3.2.25) **bau_constraints**

Timespan of variable



No.	Name of variable	Label	Survey period	Survey frequency
-----	------------------	-------	---------------	------------------

3.2.55) **han_diffsup** difficulties of supply

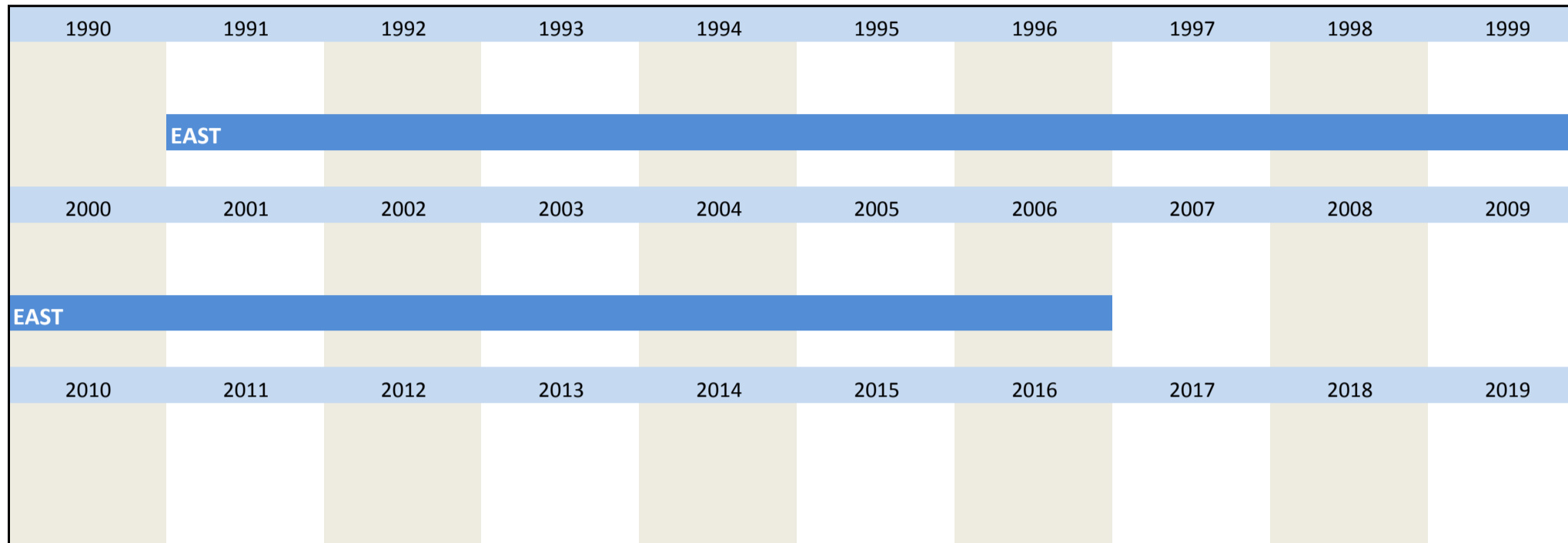
East from 01/1991 to 01/2006

Monthly survey

Wording of question

<p>Since 01/1991</p> <p>Our sales activities are currently constrained.</p> <p style="padding-left: 40px;">If yes, through</p> <p style="padding-left: 80px;">difficulties in supply, namely [1] <input type="text"/></p>	<p>Further information</p> <p>No data collection in May 1992</p>
---	---

Timespan of variable



No.	Name of variable	Label	Survey period	Survey frequency
-----	------------------	-------	---------------	------------------

3.2.56) **vg_matlack** lack of material

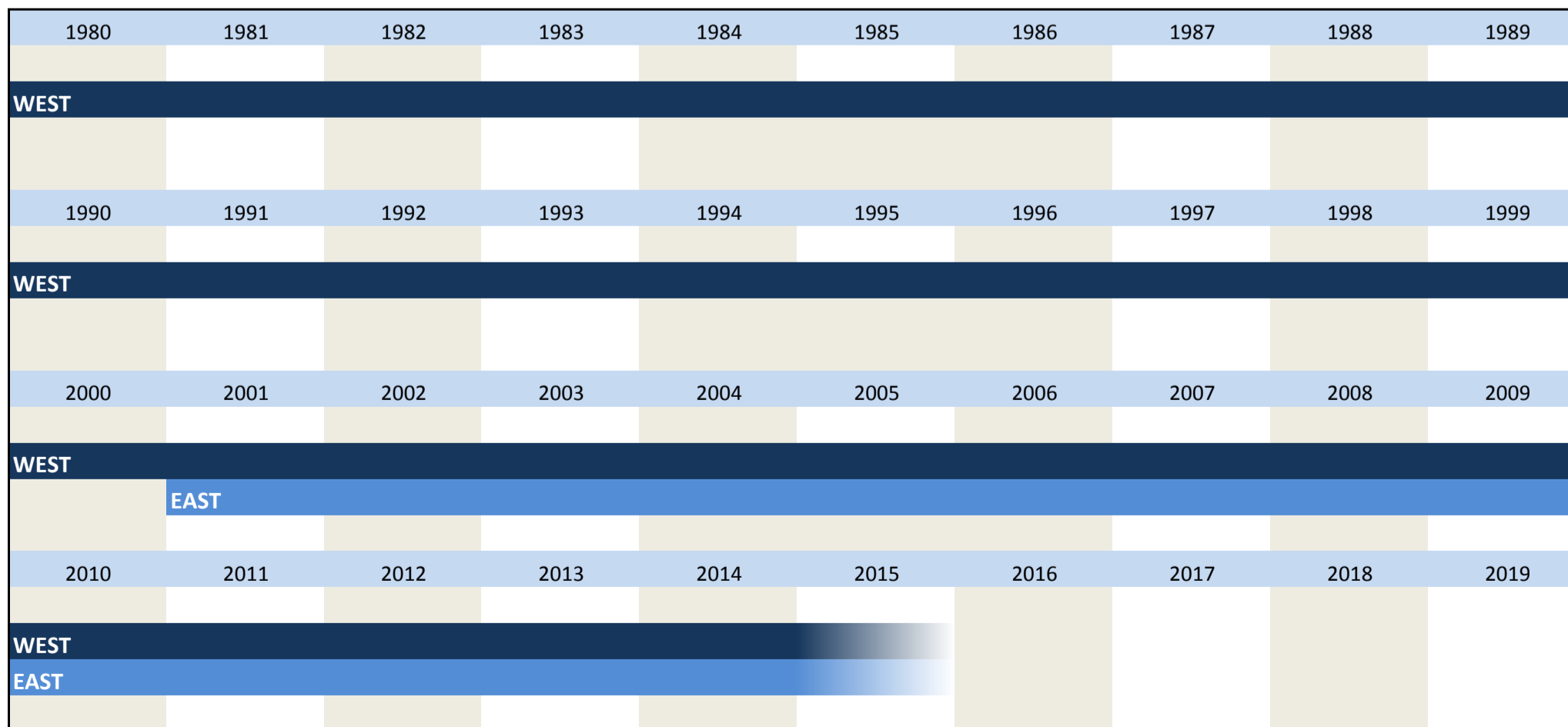
West since 01/1980
East since 01/2001

Jan, Apr, Jul, Oct
Jan, Apr, Jul, Oct

Wording of question

<p>From 01/1991 to 10/2001</p> <p>No questionnaires from East Germany available</p>	<p>Further information</p>
<p>From 01/1980 to 10/2001</p> <p>Our domestic production activities with regard to XY are currently constrained.</p> <p style="padding-left: 40px;">If yes, by the following factors:</p> <p style="padding-left: 80px;">Lack of raw resp. primary materials [1] <input type="text"/></p>	<p>Further information</p>
<p>Since 01/2002</p> <p>Our domestic production activities are currently constrained.</p> <p style="padding-left: 40px;">If yes, by the following factors:</p> <p style="padding-left: 80px;">Lack of raw resp. primary materials [1] <input type="text"/></p>	

Timespan of variable



No.	Name of variable	Label	Survey period	Survey frequency
-----	------------------	-------	---------------	------------------

3.2.57) **bau_emp** employees

East from 12/1995 to 04/2001

Monthly survey

Wording of question

<p>From 12/1995 to 04/2001</p> <p>Employees In 19/20WW* the total number of our employees was on average _____</p>	<p>Further information</p> <p>* "19WW" refers to the current year</p> <p>Example: If the question was asked in December 1998, "19WW" meant "1998".</p>
<p>Timespan of variable</p>	

No.	Name of variable	Label	Survey period	Survey frequency
3.2.58)	bau_empl	employees all together	West since 12/2002 East from 12/2002	Annual survey, December** Annual survey, December**

Wording of question

<p>Since 12/2002</p> <p>Employees In 20WW* the total number of our employees was on average _____</p>	<p>Further information</p> <p>* "20WW" refers to the current year</p> <p>Example: If the question was asked in December 2003, "20WW" meant "2003".</p> <p>** the data is collected annually in December, but appears in data set monthly since 06/2009. The data then refers to the last December available.</p>
<p>Timespan of variable</p>	

No.	Name of variable	Label	Survey period	Survey frequency
3.2.59)	dl_employlast	employees last 2-3 months	West since 10/2004 East since 10/2004	Monthly survey Monthly survey

Wording of question

<p>Since 10/2004</p> <p>Information about your own business (inland) Current situation (appraisal and developments)</p> <p>During the last (2-3) months the number of our employees has</p> <table border="1" style="margin-left: 20px;"> <tr> <td style="width: 30px; height: 15px;"></td> <td>[1] increased</td> </tr> <tr> <td style="width: 30px; height: 15px;"></td> <td>[2] not changed</td> </tr> <tr> <td style="width: 30px; height: 15px;"></td> <td>[3] decreased</td> </tr> </table>		[1] increased		[2] not changed		[3] decreased	<p>Further information</p>
	[1] increased						
	[2] not changed						
	[3] decreased						
<p>Timespan of variable</p>							

2000	2001	2002	2003	2004	2005	2006	2007	2008	2009
				WEST					
				EAST					
2010	2011	2012	2013	2014	2015	2016	2017	2018	2019
WEST									
EAST									

No.	Name of variable	Label	Survey period	Survey frequency
3.2.60)	han_empl	employees	West from 10/2001 to 10/2005 West since 02/2006 East from 10/2000 to 10/2005 East since 02/2006	Annual survey, Oct Annual survey, Nov** Annual survey, Oct* Annual survey, Nov**

Wording of question

Since 10/2000	Further information
The number of employees (incl. assisting family members, trainees and temporary employees)***:	*East 2001: Monthly survey
In our company we employ ca. persons.	**Since 02/2006

Timespan of variable

1990	1991	1992	1993	1994	1995	1996	1997	1998	1999
2000	2001	2002	2003	2004	2005	2006	2007	2008	2009
	WEST								
EAST									
2010	2011	2012	2013	2014	2015	2016	2017	2018	2019
WEST									
EAST									

The data is collected annually, but appears monthly in each data set. Every month the annually collected data is manually added to the data set. The data from the recent survey is usually added 2-3 months after the survey's completion.

Example:
For November and December 2007 the variable **empl** contains the data that was collected in November 2006. Since January 2008 the variable **empl** contains the data that was collected in November 2007.

***East from 07/1998 to 01/2006 state at the end of the reporting month

No.	Name	Label	Survey period	Survey frequency
3.2.61)	vg_emppro	employees	West 01/1991 to 10/2001 East 01/1991 to 06/2001 East and West since 11/2001	annual survey* monthly survey annual survey**

Wording of question

01/1991 to 11/2001	Further information
No questionnaires for the East available	persons occupied in the company
10/1991 to 10/1997	*1991 - 2000: inquiry in October
Number of employees	1994: no inquiry
State: End [month] [year]***	**annual survey in November
In the whole company (domestic companies only) we occupy	Note West:
..... persons	The data is only inquired annually but appears in the datasets monthly.
since 10/1998	This is due to the fact, that every month the data of the annual survey is transferred manually.
Number of employees	The data of the current survey is normally transferred 2-3 months after the survey
In the whole company (domestic companies only) we occupy	Example:
..... persons	For November, December 2002 the variable emppro contains the value of the survey from November 2001. Since January 2003 the variable emppro contains the value of the survey from Nov 02

Time span of variable

1980	1981	1982	1983	1984	1985	1986	1987	1988	1989
1990	1991	1992	1993	1994	1995	1996	1997	1998	1999
	WEST								

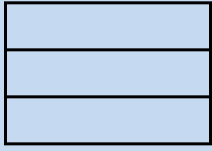
***West 01/1994 to 10/1997 month and year of the previous reporting interval

Example 10/1995:
"State: End of September 1995"
East 01/1994 to 06/2000
"State: End of month under reports"

EAST									
2000	2001	2002	2003	2004	2005	2006	2007	2008	2009
WEST									
EAST									
2010	2011	2012	2013	2014	2015	2016	2017	2018	2019
WEST									
EAST									

No.	Name of variable	Label	Survey period	Survey frequency
3.2.62)	bau_credit	credit allocation	East and West from 08/2003 to 08/2004 East and West from 03/2005 to 08/2008 East and West since 11/2008	Annual survey, August March , August Monthly survey

Wording of question


<p>Since 08/2003</p> <p>How do you evaluate the current willingness of banks to grant loans to businesses?</p> <p>cooperative [1]</p> <p>normal resp. usual [2]</p> <p>cautious / restrictive [3]</p> 	<p>Further information</p> <p>*in 2003: June, August</p>
---	--

Timespan of variable

1990	1991	1992	1993	1994	1995	1996	1997	1998	1999
2000	2001	2002	2003	2004	2005	2006	2007	2008	2009
			WEST						
			EAST						
2010	2011	2012	2013	2014	2015	2016	2017	2018	2019
WEST					EAST				

No.	Name of variable	Label	Survey period	Survey frequency
3.2.63)	han_credit	credit allocation	West from 06/2003 to 08/2005 East and West since 03/2006 East and West since 11/2008	Mrc, Aug* Mrc, Aug Monthly survey

Wording of question

<p>Since 06/2003</p> <p>How do you evaluate the current willingness of banks to grant loans to businesses?</p> <p>cooperative [1]</p> <p>normal resp. usual [2]</p> <p>cautious / restrictive [3]</p> 	<p>Further information</p> <p>*in 2003: June, August</p>
--	--

Timespan of variable

1990	1991	1992	1993	1994	1995	1996	1997	1998	1999
2000	2001	2002	2003	2004	2005	2006	2007	2008	2009
			WEST				EAST		
2010	2011	2012	2013	2014	2015	2016	2017	2018	2019
WEST					EAST				

No.	Name of variable	Label	Survey period	Survey frequency
-----	------------------	-------	---------------	------------------

3.2.64) **vg_credit** credit allocation

West from 06/2003 to 08/2008
and since 11/2008

Irregular
Monthly survey

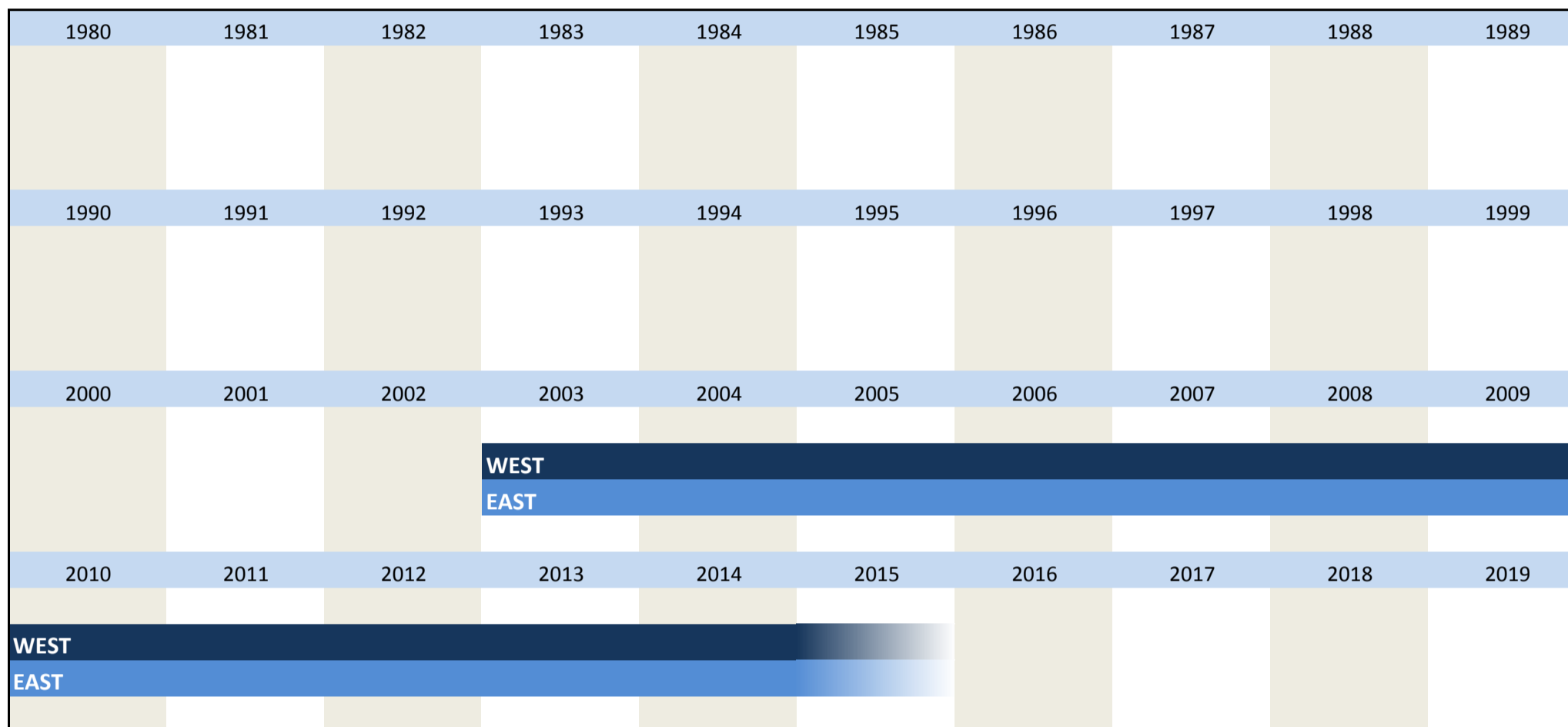
East from 06/2003 to 08/2008
and since 11/2008

Irregular
Monthly survey

Wording of question

<p>Since 07/2003</p> <p>How do you evaluate the current willingness of banks to grant loans to businesses?</p> <p style="text-align: center;"> <input type="checkbox"/> cooperative [1] <input type="checkbox"/> normal resp. usual [2] <input type="checkbox"/> cautious / restrictive [3] </p>	<p>Further information</p>
--	----------------------------

Timespan of variable



3.3 Variables referring to future state

No.	Name of variable	Label	Survey period	Survey frequency
-----	------------------	-------	---------------	------------------

3.3.1) **bau_comexp** expected commercial operations

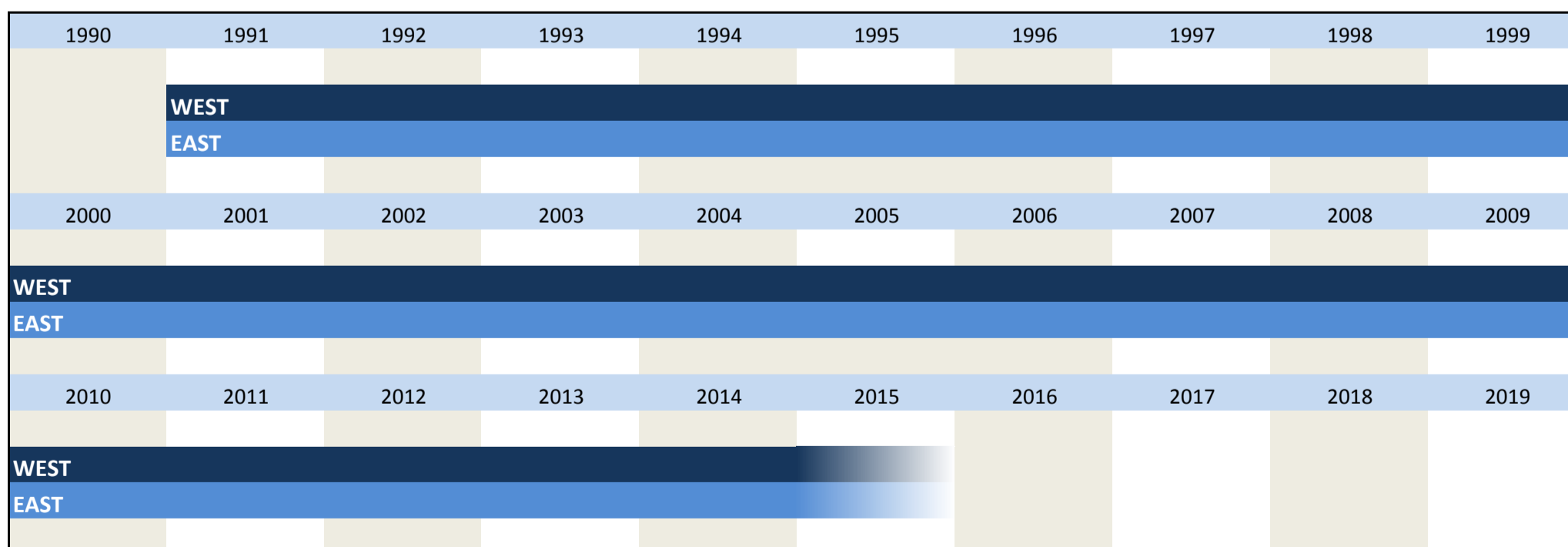
West since 01/1991
East since 01/1991

Monthly survey
Monthly survey

Wording of question

<p>Since 01/1991</p> <p>During the next 6 months our businnes situation will be</p> <p style="text-align: center;"> <input type="checkbox"/> rather more favourable [1] <input type="checkbox"/> about the same [2] <input type="checkbox"/> rather more unfavourable [3] </p>	<p>Further information</p>
--	----------------------------

Timespan of variable



No.	Name of variable	Label	Survey period	Survey frequency
-----	------------------	-------	---------------	------------------

3.3.2) **dl_expectbus** expected business situation for the next 6 months

West since 10/2004
East since 10/2004

Monthly survey
Monthly survey

Wording of question

<p>Since 10/2004</p> <p>Information about your own business (inland)</p> <p>Expectations (after elimination of purely seasonal fluctuations)</p> <p>During the next 6 months the development of our business will be</p> <div style="display: flex; align-items: center;"> <div style="border: 1px solid black; width: 30px; height: 15px; margin-right: 5px;"></div> [1] more favourable <div style="border: 1px solid black; width: 30px; height: 15px; margin-right: 5px;"></div> [2] the same <div style="border: 1px solid black; width: 30px; height: 15px; margin-right: 5px;"></div> [3] more unfavourable </div>	Further information
--	---------------------

Timespan of variable

1990	1991	1992	1993	1994	1995	1996	1997	1998	1999
2000	2001	2002	2003	2004	2005	2006	2007	2008	2009
				WEST					
				EAST					
2010	2011	2012	2013	2014	2015	2016	2017	2018	2019
WEST									
EAST									

No.	Name of variable	Label	Survey period	Survey frequency
3.3.3)	han_comexp	business development	West since 01/1990 East since 01/1991	Monthly survey Monthly survey

Wording of question

<p>From 01/1990 to 02/2002</p> <p>Plans and expectations</p> <p>After elimination of purely seasonal fluctuations the development of our business during the next 6 months will be</p> <div style="display: flex; align-items: center;"> <div style="margin-right: 20px;"> <p>more favourable [1]</p> <p>about the same [2]</p> <p>more unfavourable [3]</p> </div> <div style="border: 1px solid black; width: 150px; height: 20px; margin-right: 10px;"></div> <div style="border: 1px solid black; width: 100px; height: 20px; margin-right: 10px;"></div> <div style="border: 1px solid black; width: 80px; height: 20px;"></div> </div>	<p>Further information</p> <p>West from 01/1990 to 01/2006</p> <p>[9] = Percentage share of stores giving respective answers.</p> <p>All answers of the stores are summed up and expressed as percentage.</p> <p>Example:</p> <p>3.3.4) han_questpercansw81 [50]</p> <p>3.3.5) han_questpercansw82 [30]</p> <p>3.3.6) han_questpercansw83 [20]</p> <p>That means, 50% of stores answered the question with "more favourable", 30% of stores answered the question with "about the same" and 20% of stores answered the question with "more unfavourable".</p>
<p>From 03/2002 to 01/2007</p> <p>Expectations for 6 months</p> <p>After elimination of purely seasonal fluctuations the development of our business will be</p> <div style="display: flex; align-items: center;"> <div style="margin-right: 20px;"> <p>more favourable [1]</p> <p>about the same [2]</p> <p>more unfavourable [3]</p> </div> <div style="border: 1px solid black; width: 150px; height: 20px; margin-right: 10px;"></div> <div style="border: 1px solid black; width: 100px; height: 20px; margin-right: 10px;"></div> <div style="border: 1px solid black; width: 80px; height: 20px;"></div> </div>	
<p>Since 02/2007</p> <p>Expectations for the next 6 months</p> <p>After elimination of purely seasonal fluctuations the development of our business will be</p> <div style="display: flex; align-items: center;"> <div style="margin-right: 20px;"> <p>more favourable [1]</p> <p>about the same [2]</p> <p>more unfavourable [3]</p> </div> <div style="border: 1px solid black; width: 150px; height: 20px; margin-right: 10px;"></div> <div style="border: 1px solid black; width: 100px; height: 20px; margin-right: 10px;"></div> <div style="border: 1px solid black; width: 80px; height: 20px;"></div> </div>	

Timespan of variable

1990	1991	1992	1993	1994	1995	1996	1997	1998	1999
WEST									
EAST									
2000	2001	2002	2003	2004	2005	2006	2007	2008	2009
WEST									
EAST									
2010	2011	2012	2013	2014	2015	2016	2017	2018	2019
WEST									
EAST									

No.	Name of variable	Label	Survey period	Survey frequency
-----	------------------	-------	---------------	------------------

3.3.4) **han_questpercansw81** % to han_comexp more favourable West from 01/1990 to 01/2006 Monthly survey

Timespan of variable

1990	1991	1992	1993	1994	1995	1996	1997	1998	1999	Further information
WEST										Percentage of the stores that evaluate their business development in 6 months as " more favourable " See 3.3.3) han_comexp
2000	2001	2002	2003	2004	2005	2006	2007	2008	2009	
WEST										
2010	2011	2012	2013	2014	2015	2016	2017	2018	2019	

No.	Name of variable	Label	Survey period	Survey frequency
-----	------------------	-------	---------------	------------------

3.3.5) **han_questpercansw82** % to han_comexp not changing West from 01/1990 to 01/2006 Monthly survey

Timespan of variable

1990	1991	1992	1993	1994	1995	1996	1997	1998	1999	Further information
WEST										Percentage of the stores that evaluate their business development in 6 months as " about the same " See 3.3.3) han_comexp
2000	2001	2002	2003	2004	2005	2006	2007	2008	2009	
WEST										
2010	2011	2012	2013	2014	2015	2016	2017	2018	2019	

No.	Name of variable	Label	Survey period	Survey frequency
-----	------------------	-------	---------------	------------------

3.3.6) **han_questpercansw83** % to han_comexp more unfavourable West from 01/1990 to 01/2006 Monthly survey

Timespan of variable

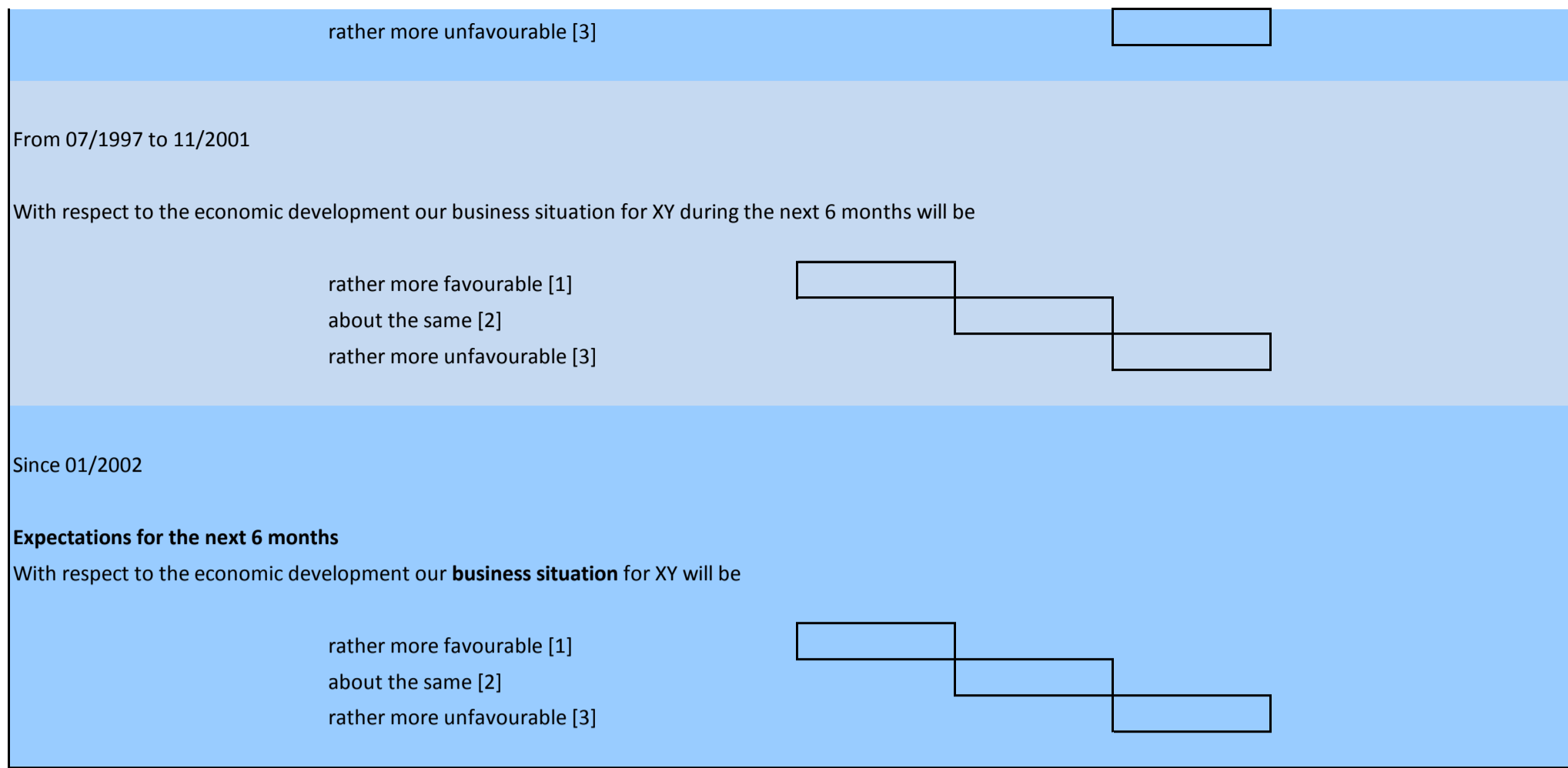
1990	1991	1992	1993	1994	1995	1996	1997	1998	1999	Further information
WEST										Percentage of the stores that evaluate their business development in 6 months as " more unfavourable " See 3.3.3) han_comexp
2000	2001	2002	2003	2004	2005	2006	2007	2008	2009	
WEST										
2010	2011	2012	2013	2014	2015	2016	2017	2018	2019	

No.	Name of variable	Label	Survey period	Survey frequency
-----	------------------	-------	---------------	------------------

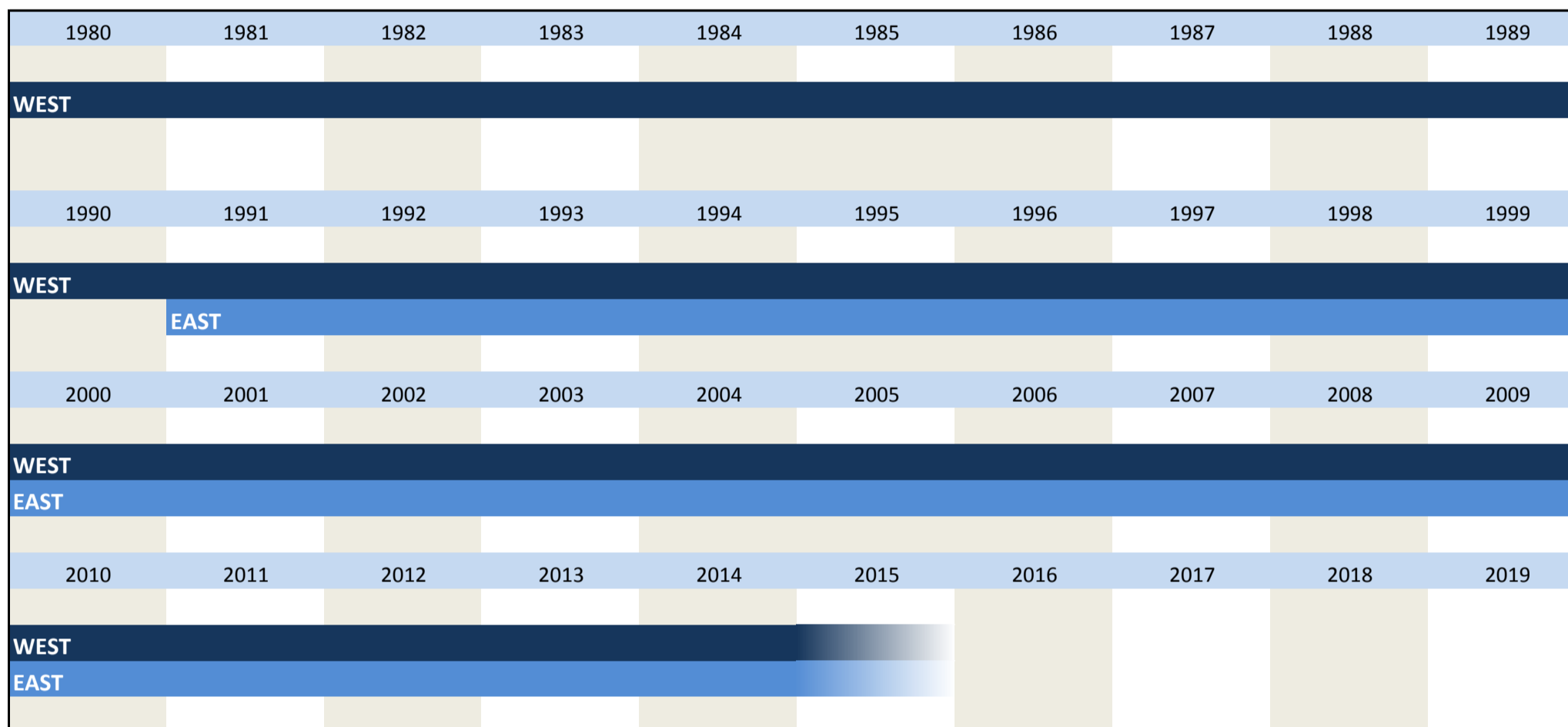
3.3.7) **vg_comexp** expected comercial operations West since 01/1980 Monthly survey
East since 01/1991 Monthly survey

Wording of question

Further information
From 01/1991 to 11/2001 No questionnaires from East Germany available
From 01/1980 to 06/1997 With respect to the economic development - so after elimination of purely seasonal fluctuations - our business situation for XY during the next 6 months will be rather more favourable [1] about the same [2]

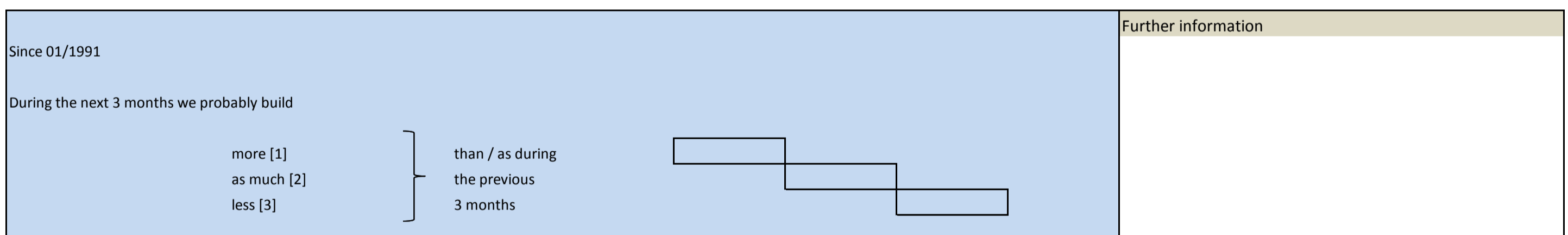


Timespan of variable

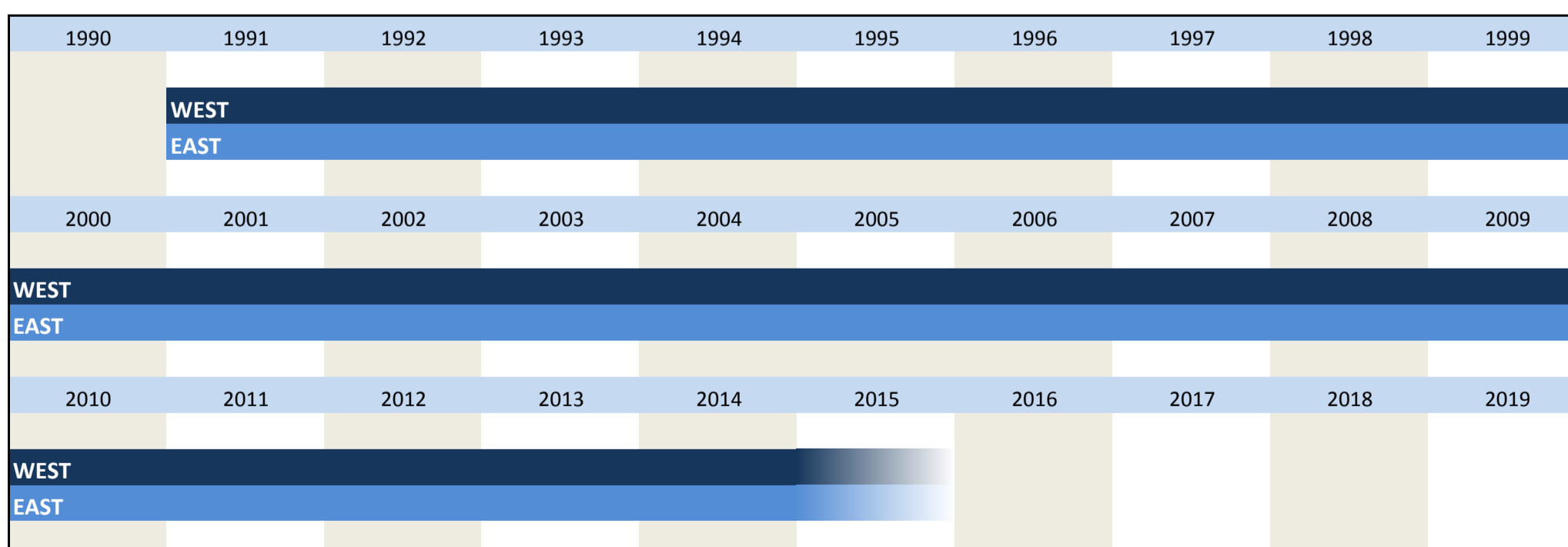


No.	Name of variable	Label	Survey period	Survey frequency
3.3.8)	bau_conactfut	construction activity in 3 month	West since 01/1991 East since 01/1991	Monthly survey Monthly survey

Wording of question



Timespan of variable



No.	Name of variable	Label	Survey period	Survey frequency
3.3.9)	vg_proexp	expected production	West since 01/1980 East since 01/1991	Monthly survey Monthly survey

Wording of question



From 01/1991 to 11/2001
No questionnaires from East Germany available
From 01/1980 to 06/1994
With respect to the economic development - so after elimination of purely seasonal fluctuations - our domestic production of XY during the next 3 months will probably
<p style="text-align: center;">increase [1] remain about the same [2] decrease [3]</p>
From 07/1994 to 06/1997
With respect to the economic development - so after elimination of purely seasonal fluctuations - our domestic production of XY during the next 3 months will probably
<p style="text-align: center;">increase [1] remain about the same [2] decrease [3] no considerable domestic production [4]</p>
From 07/1997 to 11/2001
With respect to the economic development our domestic production of XY during the next 3 months will probably
<p style="text-align: center;">increase [1] remain about the same [2] decrease [3] no considerable domestic production [4]</p>
Since 01/2002
Expectations for the next 3 months
Our domestic production activities with regards to XY will probaly
<p style="text-align: center;">increase [1] remain about the same [2] decrease [3] no considerable domestic production [4]</p>

* from 04/1991 to 01/1993
"decline" instead of "decrease"

Timespan of variable

1980	1981	1982	1983	1984	1985	1986	1987	1988	1989
WEST									
1990	1991	1992	1993	1994	1995	1996	1997	1998	1999
WEST									
	EAST								
2000	2001	2002	2003	2004	2005	2006	2007	2008	2009
WEST									
EAST									
2010	2011	2012	2013	2014	2015	2016	2017	2018	2019
WEST									
EAST									

No.	Name of variable	Label	Survey period	Survey frequency
3.3.10)	bau_exppr	expected prices	West since 01/1991 East since 01/1991	Monthly survey Monthly survey

Wording of question

Since 01/1991
During the next 3 months the prices obtainable for construction will probably
<p style="text-align: center;">steigen [1] remain about the same [2] decline [3]</p>

Further information

Timespan of variable

1990	1991	1992	1993	1994	1995	1996	1997	1998	1999
------	------	------	------	------	------	------	------	------	------

Timespan of variable									
1990	1991	1992	1993	1994	1995	1996	1997	1998	1999
WEST									
EAST									
2000	2001	2002	2003	2004	2005	2006	2007	2008	2009
WEST									
EAST									
2010	2011	2012	2013	2014	2015	2016	2017	2018	2019
WEST									
EAST									

No.	Name of variable	Label	Survey period	Survey frequency
-----	------------------	-------	---------------	------------------

3.3.13) **han_questpercansw61** % to exppr increasing West from 01/1990 to 01/2006 Monthly survey

Timespan of variable										Further information
1990	1991	1992	1993	1994	1995	1996	1997	1998	1999	
WEST										Percentage of the stores that expect the sales prices to "increase"
EAST										
2000	2001	2002	2003	2004	2005	2006	2007	2008	2009	
WEST										See 3.3.12) han_exppr
EAST										
2010	2011	2012	2013	2014	2015	2016	2017	2018	2019	
WEST										
EAST										

No.	Name of variable	Label	Survey period	Survey frequency
-----	------------------	-------	---------------	------------------

3.3.14) **han_questpercansw62** % to exppr not changing West from 01/1990 to 01/2006 Monthly survey

Timespan of variable										Further information
1990	1991	1992	1993	1994	1995	1996	1997	1998	1999	
WEST										Percentage of the stores that expect the sales prices to "remain about the same"
EAST										
2000	2001	2002	2003	2004	2005	2006	2007	2008	2009	
WEST										See 3.3.12) han_exppr
EAST										
2010	2011	2012	2013	2014	2015	2016	2017	2018	2019	
WEST										
EAST										

No.	Name of variable	Label	Survey period	Survey frequency
-----	------------------	-------	---------------	------------------

3.3.15) **han_questpercansw63** % to exppr decreasing West from 01/1990 to 01/2006 Monthly survey

Timespan of variable										Further information
1990	1991	1992	1993	1994	1995	1996	1997	1998	1999	
WEST										Percentage of the stores that expect the sales prices to "decline"
EAST										
2000	2001	2002	2003	2004	2005	2006	2007	2008	2009	
WEST										See 3.3.12) han_exppr
EAST										
2010	2011	2012	2013	2014	2015	2016	2017	2018	2019	
WEST										
EAST										

No.	Name of variable	Label	Survey period	Survey frequency
3.3.16)	vg_priceexp	expected domestic prices	West since 01/1980 East since 01/1991	Monthly survey Monthly survey

Wording of question

From 01/1991 to 11/2001	Further information
No questionnaires from East Germany available	* from 03/1990 to 01/1993 "decrease" instead of "decline"
From 01/1980 to 05/1980	
During the next 3 months our domestic sales prices for XY (only for regular orders) - taking changes of conditions into account - probably will increase [1] remain about the same [2] decline [3]	
From 06/1980 to 11/2001	
During the next 3 months our domestic sales prices (net sales prices) for XY - taking changes of conditions into account - probably will increase [1] remain about the same [2] decline* [3]	
Since 01/2002	
Expectations for the next 3 months Taking changes of conditions into account our domestic sales prices (net) for XY probably will increase [1] remain about the same [2] decline [3]	

Timespan of variable

1980	1981	1982	1983	1984	1985	1986	1987	1988	1989
WEST									
1990	1991	1992	1993	1994	1995	1996	1997	1998	1999
WEST									
	EAST								
2000	2001	2002	2003	2004	2005	2006	2007	2008	2009
WEST									
EAST									
2010	2011	2012	2013	2014	2015	2016	2017	2018	2019
WEST									
EAST									

No.	Name of variable	Label	Survey period	Survey frequency
3.3.17)	bau_emplexp	expected employees	West since 01/1991 East since 01/1991	Monthly survey Monthly survey

Wording of question

Since 01/1991	Further information
During the next 3 to 4 months the number of our employees will increase [1] remain about the same [2] decrease [3] in total <input type="text"/> <input type="text"/> <input type="text"/>	

Timespan of variable

1990	1991	1992	1993	1994	1995	1996	1997	1998	1999
WEST									
EAST									

2000	2001	2002	2003	2004	2005	2006	2007	2008	2009
WEST									
EAST									
2010	2011	2012	2013	2014	2015	2016	2017	2018	2019
WEST									
EAST									

No.	Name of variable	Label	Survey period	Survey frequency
3.3.18)	dl_employexp	expected employees for the next 2-3 months	West since 10/2004 East since 10/2004	Monthly survey Monthly survey

Wording of question

<p>Since 10/2004</p> <p>Information about your own business (inland)</p> <p>Expectations (after elimination of purely seasonal fluctuations)</p> <p>During the next 2-3 months the number of our employees will</p> <p><input type="checkbox"/> [1] increase</p> <p><input type="checkbox"/> [2] remain the same</p> <p><input type="checkbox"/> [3] decrease</p>	Further information
--	----------------------------

Timespan of variable

1990	1991	1992	1993	1994	1995	1996	1997	1998	1999
WEST									
EAST									
2000	2001	2002	2003	2004	2005	2006	2007	2008	2009
WEST									
EAST									
2010	2011	2012	2013	2014	2015	2016	2017	2018	2019
WEST									
EAST									

No.	Name of variable	Label	Survey period	Survey frequency
3.3.19)	han_employexp	expected employees	West from 01/1990 to 12/1996 West since 03/1997 East since 01/1991	Mrc, Jun, Sep, Dec* Monthly survey Monthly survey

Wording of question

<p>From 01/1990 to 02/2002</p> <p>Plans and expectations</p> <p>During the next 3 months the number of our employees after elimination of purely seasonal fluctuations will</p> <p>increase [1]</p> <p>remain about the same [2]</p> <p>decrease [3]</p>	Further information
<p>From 03/2002 to 01/2007</p> <p>Plans and expectations for 3 months</p> <p>After elimination of purely seasonal fluctuations the number of our employees will</p> <p>increase [1]</p> <p>remain about the same [2]</p> <p>decrease [3]</p>	
<p>Since 02/2007</p> <p>Plans and expectations for the next 3 months</p> <p>After elimination of purely seasonal fluctuations the number of our employees will</p> <p>increase [1]</p> <p>remain about the same [2]</p> <p>decrease [3]</p>	

increase [1] remain about the same [2] decrease [3]
Since 01/2002 Expectations for the next 3 months Employees (only domestic enterprises) The number of employees involved in the production of XY will increase [1] remain about the same [2] decrease [3]

Timespan of variable

1980	1981	1982	1983	1984	1985	1986	1987	1988	1989
WEST									
1990	1991	1992	1993	1994	1995	1996	1997	1998	1999
WEST									
	EAST								
2000	2001	2002	2003	2004	2005	2006	2007	2008	2009
WEST									
EAST									
2010	2011	2012	2013	2014	2015	2016	2017	2018	2019
WEST									
EAST									

3.4 Special questions

No.	Name of variable	Label	Survey period	Survey frequency
3.4.1)	participation_date	participation date	West since 01/2005 East since 01/2005	Monthly survey Monthly survey

Time span of variable

1990	1991	1992	1993	1994	1995	1996	1997	1998	1999	Further information Only refers to those participants, who answered online
2000	2001	2002	2003	2004	2005	2006	2007	2008	2009	
WEST										
EAST										
2010	2011	2012	2013	2014	2015	2016	2017	2018	2019	
WEST										
EAST										

No.	Name of variable	Label	Survey period	Survey frequency
3.4.2)	participation_hour	participation hour	West since 01/2005 East since 01/2005	Monthly survey Monthly survey

Time span of variable

1990	1991	1992	1993	1994	1995	1996	1997	1998	1999	Further information Only refers to those participants, who answered online
2000	2001	2002	2003	2004	2005	2006	2007	2008	2009	
WEST										
EAST										
2010	2011	2012	2013	2014	2015	2016	2017	2018	2019	
WEST										
EAST										

No.	Name of variable	Label	Survey period	Survey frequency
3.4.3)	participation_status	participation status	West since 01/2005	Monthly survey

East since 01/2005

Monthly survey


Parameter values

- [1] finished
- [2] reworked
- [3] completed
- [4] psaved

Further information

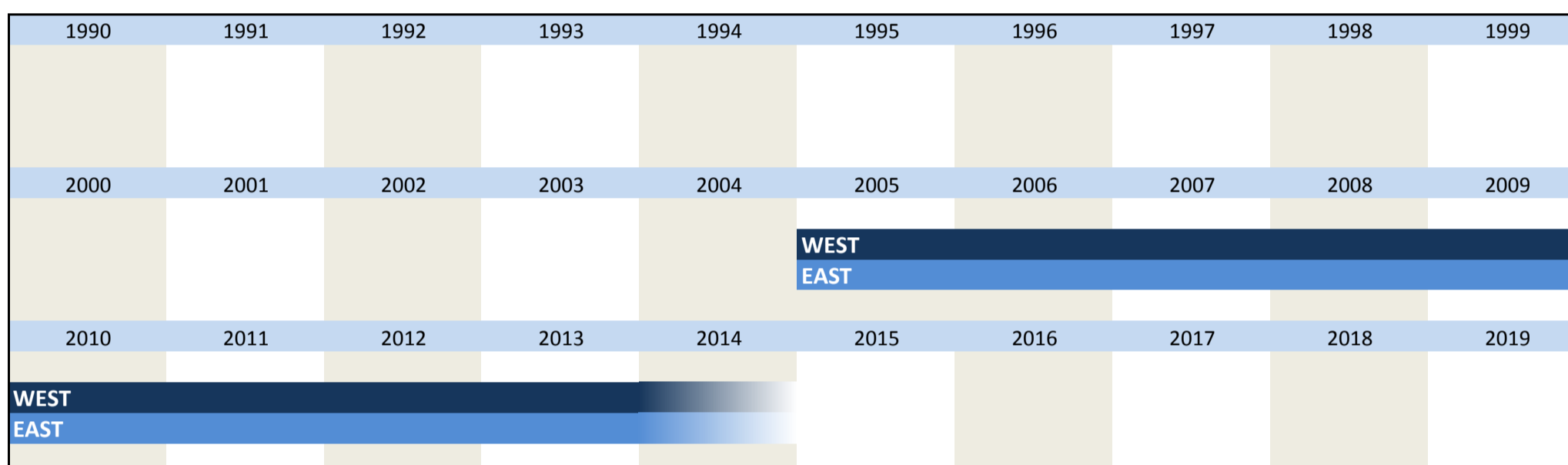
Only refers to those participants, who answered online

Time span of variable



No.	Name of variable	Label	Survey period	Survey frequency
3.4.4)	survey_end	survey end	West since 01/2005 East since 01/2005	Monthly survey Monthly survey

Time span of variable




Further information

Only refers to those participants, who answered online

No.	Name of variable	Label	Survey period	Survey frequency
3.4.5)	survey_start	survey start	West since 01/2005 East since 01/2005	Monthly survey Monthly survey

Time span of variable



Further information

Only refers to those participants, who answered online

No.	Name	Label	Survey period	Survey frequency
3.4.6)	bau_backconst	backlog of constructions	West since 01/1991 East since 01/2002	annual survey, January annual survey, January

Wording of question

01/1991 to 01/2001

Backlog of constructions
End of 19XX* our backlog of unfinished and not yet started constructions was

more [1]
as much as last year [2]
less [3]

} than end of 19/20YY**

since 01/2002

Backlog of constructions
End of 20XX* our backlog of unfinished and not yet started constructions was

more [1]
as much as last year [2]
less [3]

} than end of 20YY**

Further information

Backlog of constructions
(for main construction trades)

* "end of 20XX" "end of previous year".

Example:
If the question was posed in January 2003 ,
"20XX"="2002".

** "end of 20YY" "end of year before last"

Example:
If the question was posed in January 2003 ,
"20YY"="2001".

Time span of variable									
1991	1992	1993	1994	1995	1996	1997	1998	1999	2000
WEST									
2001	2002	2003	2004	2005	2006	2007	2008	2009	2010
WEST									
	EAST								
2011	2012	2013	2014	2015	2016	2017	2018	2019	2020
WEST									
EAST									

No.	Name	Label	Survey period	Survey frequency
3.4.7)	bau_belo	borrowed equipment: number in % for longer periods	West since 07/1991 East since 07/2001	annual survey, July annual survey, July

Wording of question

since 07/1991	Further information
<p>Borrowed equipment / placing of equipment intensive works to subcontractors</p> <p>The share of long-term borrowed equipment (more than one year) to the existing equipment capacity was _____ % of Borrowed equipment</p>	<p>Borrowed equipment in %, longer periods (for main construction trades)</p>

Time span of variable

1991	1992	1993	1994	1995	1996	1997	1998	1999	2000
WEST									
2001	2002	2003	2004	2005	2006	2007	2008	2009	2010
WEST									
EAST									
2011	2012	2013	2014	2015	2016	2017	2018	2019	2020
WEST									
EAST									

No.	Name	Label	Survey period	Survey frequency
3.4.8)	bau_beper	borrowed equipment: number in %	West since 07/1991 East since 07/2001	annual survey, July annual survey, July

Wording of question

since 07/1991	Further information
<p>Borrowed equipment / placing of equipment intensive works to subcontractors</p> <p>_____ % of our equipment capacity in 20XX* were borrowed equipment</p>	<p>Borrowed equipment in % (for main construction trades)</p> <p>* "20XX" means last year</p> <p>Example: If the question was posed in July 2003, "20XX"="2002".</p>

Time span of variable

1991	1992	1993	1994	1995	1996	1997	1998	1999	2000
WEST									
2001	2002	2003	2004	2005	2006	2007	2008	2009	2010
WEST									
EAST									
2011	2012	2013	2014	2015	2016	2017	2018	2019	2020
WEST									
EAST									

No.	Name	Label	Survey period	Survey frequency
-----	------	-------	---------------	------------------

3.4.9)	bausbes	borrowed equipment / subcontractors	West since 07/1991 East since 07/2001	annual survey, July annual survey, July
--------	----------------	-------------------------------------	--	--

Wording of question

since 07/1991 Borrowed equipment / placing of equipment intensive works to subcontractors Occasionally we rent equipment or engage specialized firms as subcontractors to complete equipment intensive works yes [1] <input type="text"/> no [2] <input type="text"/>	Further information Borrowed equipment (for main construction trades)
---	--

Time span of variable

	1991	1992	1993	1994	1995	1996	1997	1998	1999	2000
WEST										
	2001	2002	2003	2004	2005	2006	2007	2008	2009	2010
WEST										
EAST										
	2011	2012	2013	2014	2015	2016	2017	2018	2019	2020
WEST										
EAST										

No.	Name	Label	Survey period	Survey frequency
-----	------	-------	---------------	------------------

3.4.10)	bausbeslc	borrowed equipment / subcontractors: for lack of capacities	West since 07/1991 East since 07/2001	annual survey, July annual survey, July
---------	------------------	--	--	--

Wording of question

since 07/1991 Borrowed equipment / placing of equipment intensive works to subcontractors Occasionally we rent equipment or engage specialized firms as subcontractors to complete equipment intensive works . If yes, this is primarily to compensate fo short-term lack of capacities [1] <input type="text"/>	Further information Borrowed equipment due to lack of capacities (for main construction trades)
---	--

Time span of variable

	1991	1992	1993	1994	1995	1996	1997	1998	1999	2000
WEST										
	2001	2002	2003	2004	2005	2006	2007	2008	2009	2010
WEST										
EAST										
	2011	2012	2013	2014	2015	2016	2017	2018	2019	2020
WEST										
EAST										

No.	Name	Label	Survey period	Survey frequency
-----	------	-------	---------------	------------------

3.4.11)	bausbesw	borrowed equipment / subcontractors: special work	West since 07/1991 East since 07/2001	annual survey, July annual survey, July
---------	-----------------	--	--	--

Wording of question

since 07/1991 Borrowed equipment / placing of equipment intensive works to subcontractors Occasionally we rent equipment or engage specialized firms as subcontractors to complete equipment intensive works . If yes, this is primarily for special works that can be executed cheaper by other companies [1] <input type="text"/>	Further information Borrowed equipment due to special work (for main construction trades)
---	--

Time span of variable

1991	1992	1993	1994	1995	1996	1997	1998	1999	2000
WEST									
2001	2002	2003	2004	2005	2006	2007	2008	2009	2010
WEST									
EAST									
2011	2012	2013	2014	2015	2016	2017	2018	2019	2020
WEST									
EAST									

No.	Name	Label	Survey period	Survey frequency
-----	------	-------	---------------	------------------

3.4.12)	bau_bewill	borrowed equipment: willingness	West since 07/1991 East since 07/2001	annual survey, July annual survey, July
---------	------------	---------------------------------	--	--

Wording of question

<p>since 07/1991</p> <p>Borrowed equipment / placing of equipment intensive works to subcontractors During the last years the willingness to borrow equipment has</p> <p style="text-align: center;"> <input type="checkbox"/> increased [1] <input type="checkbox"/> not changed [2] <input type="checkbox"/> decreased [3] </p>	<p>Further information</p> <p>willingness to borrow equipment (for main construction trades)</p>
--	---

Time span of variable

1991	1992	1993	1994	1995	1996	1997	1998	1999	2000
WEST									
2001	2002	2003	2004	2005	2006	2007	2008	2009	2010
WEST									
EAST									
2011	2012	2013	2014	2015	2016	2017	2018	2019	2020
WEST									
EAST									

No.	Name	Label	Survey period	Survey frequency
-----	------	-------	---------------	------------------

3.4.13)	bau_bewilp	borrowed equipment: willingness for longer periods	West since 07/1991 East since 07/2001	annual survey, July annual survey, July
---------	------------	---	--	--

Wording of question

<p>since 07/1991</p> <p>Borrowed equipment / placing of equipment intensive works to subcontractors During the last years the willingness to borrow equipment for longer periods has</p> <p style="text-align: center;"> <input type="checkbox"/> increased [1] <input type="checkbox"/> not changed [2] <input type="checkbox"/> decreased [3] </p>	<p>Further information</p> <p>willingness to borrow equipment for longer periods (for main construction trades)</p>
--	--

Time span of variable

1991	1992	1993	1994	1995	1996	1997	1998	1999	2000
WEST									
2001	2002	2003	2004	2005	2006	2007	2008	2009	2010
WEST									
EAST									
2011	2012	2013	2014	2015	2016	2017	2018	2019	2020
WEST									
EAST									

--	--	--	--	--	--

No.	Name	Label	Survey period	Survey frequency
-----	------	-------	---------------	------------------

3.4.14)	bau_cancord	cancellation of orders	West since 01/2012 East since 01/2012	monthly monthly
---------	-------------	------------------------	--	--------------------

Wording of question

since 01/2012 The construction activity/ execution of orders was constrained [...] <p>If yes, due to:</p> lack of orders - thereof: cancellations of orders [1] <input type="text"/>	Further information Cancellation of orders
---	--

Time span of variable

1991	1992	1993	1994	1995	1996	1997	1998	1999	2000
2001	2002	2003	2004	2005	2006	2007	2008	2009	2010
2011	2012	2013	2014	2015	2016	2017	2018	2019	2020
WEST									
EAST									

No.	Name	Label	Survey period	Survey frequency
-----	------	-------	---------------	------------------

3.4.15)	bau_cfc1	construction in foreign countries	West since 10/1991 East since 10/2001	annual survey, October annual survey, October
---------	----------	-----------------------------------	--	--

Wording of question

since 10/1991 Construction in foreign countries Do you conduct construction projects in foreign countries or are you involved in such? yes [1] <input type="text"/> no [2] <input type="text"/>	Further information Construction in foreign countries (for main construction trades)
---	---

Time span of variable

1991	1992	1993	1994	1995	1996	1997	1998	1999	2000
WEST									
2001	2002	2003	2004	2005	2006	2007	2008	2009	2010
WEST									
EAST									
2011	2012	2013	2014	2015	2016	2017	2018	2019	2020
WEST									
EAST									

No.	Name	Label	Survey period	Survey frequency
-----	------	-------	---------------	------------------

3.4.16)	bau_cfcac	construction in foreign countries: associated company	West since 10/1991 East since 10/2001	annual survey, October annual survey, October
---------	-----------	--	--	--

Wording of question

since 10/1991 Construction in foreign countries Do you conduct construction projects in foreign countries or are you involved in such? If yes: Is it conducted by associate companies (e.g. subsidiary companies)? yes [1] <input type="text"/>	Further information Construction in foreign countries by associate companies (for main construction trades)
---	---

Time span of variable

1991	1992	1993	1994	1995	1996	1997	1998	1999	2000
WEST									
2001	2002	2003	2004	2005	2006	2007	2008	2009	2010
WEST									
EAST									
2011	2012	2013	2014	2015	2016	2017	2018	2019	2020
WEST									
EAST									

No.	Name	Label	Survey period	Survey frequency
-----	------	-------	---------------	------------------

3.4.17)	bau_cfcgh	construction in foreign countries: german headquarter	West since 10/1991 East since 10/2001	annual survey, October annual survey, October
---------	-----------	--	--	--

Wording of question

<p>since 10/1991</p> <p>Construction in foreign countries</p> <p>Do you conduct construction projects in foreign countries or are you involved in such?</p> <p>If yes: Is it conducted by the german headquarter?</p> <p style="text-align: right;">yes [1] <input type="checkbox"/></p>	<p>Further information</p> <p>Construction in foreign countries by german headquarter (for main construction trades)</p>
---	---

Time span of variable

1991	1992	1993	1994	1995	1996	1997	1998	1999	2000
WEST									
2001	2002	2003	2004	2005	2006	2007	2008	2009	2010
WEST									
EAST									
2011	2012	2013	2014	2015	2016	2017	2018	2019	2020
WEST									
EAST									

No.	Name	Label	Survey period	Survey frequency
-----	------	-------	---------------	------------------

3.4.18)	bau_cfcsh	construction in foreign countries: shareholding	West since 10/1991 East since 10/2001	annual survey, October annual survey, October
---------	-----------	--	--	--

Wording of question

<p>since 10/1991</p> <p>Construction in foreign countries</p> <p>Do you conduct construction projects in foreign countries or are you involved in such?</p> <p>If yes: Is it conducted by shareholding of local associations?</p> <p style="text-align: right;">yes [1] <input type="checkbox"/></p>	<p>Further information</p> <p>Construction in foreign countries by shareholding of local associations (for main construction trades)</p>
---	---

Time span of variable

1991	1992	1993	1994	1995	1996	1997	1998	1999	2000
WEST									
2001	2002	2003	2004	2005	2006	2007	2008	2009	2010
WEST									
EAST									
2011	2012	2013	2014	2015	2016	2017	2018	2019	2020
WEST									
EAST									

--	--	--	--	--	--

No.	Name	Label	Survey period	Survey frequency
-----	------	-------	---------------	------------------

3.4.19)	bau_chord1	range of orders within next 2 months: complete	West 05/1991 to 05/1995 West since 05/2000 East since 05/2001	annual survey, May annual survey, May annual survey, May
---------	-------------------	--	---	--

Wording of question

<p>05/1991 to 05/1995, since 05/2000</p> <p>Expected development of the range of orders Because of current requests, submission results and contract negotiations, during the next two months we expect our range of orders to be</p> <div style="display: flex; align-items: center;"> <div style="margin-right: 20px;"> <p>increasing [1]</p> <p>not changing [2]</p> <p>decreasing [3]</p> </div> </div>	<p>Further information</p> <p>Development of the range of orders in 2 months (for main construction trades)</p>
--	--

Time span of variable

1991	1992	1993	1994	1995	1996	1997	1998	1999	2000
WEST					WEST				
2001	2002	2003	2004	2005	2006	2007	2008	2009	2010
WEST									
EAST									
2011	2012	2013	2014	2015	2016	2017	2018	2019	2020
WEST					EAST				

No.	Name	Label	Survey period	Survey frequency
-----	------	-------	---------------	------------------

3.4.20)	bau_chord2	range of orders within next 2 months: other civil engineering	West 05/1996 to 05/1999	annual survey, May
---------	-------------------	--	-------------------------	--------------------

Wording of question

<p>05/1996 to 05/1999</p> <p>Expected development of the range of orders Because of current requests, submission results and contract negotiations, during the next two months we expect our range of orders to be</p> <div style="display: flex; align-items: center;"> <div style="margin-right: 20px;"> <p>other civil engineering</p> <p>increasing [1]</p> <p>not changing [2]</p> <p>decreasing [3]</p> </div> </div>	<p>Further information</p> <p>Development of the range of orders in 2 months: other civil engineering</p>
---	--

Time span of variable

1991	1992	1993	1994	1995	1996	1997	1998	1999	2000
					WEST				
2001	2002	2003	2004	2005	2006	2007	2008	2009	2010
2011	2012	2013	2014	2015	2016	2017	2018	2019	2020

No.	Name	Label	Survey period	Survey frequency
-----	------	-------	---------------	------------------

3.4.21)	bau_chord3	range of orders within next 2 months: public civil engineering	West 05/1996 to 05/1999	annual survey, May
---------	-------------------	---	-------------------------	--------------------

Wording of question

<p>05/1996 to 05/1999</p>	<p>Further information</p> <p>Development of the range of orders in 2 months:</p>
---------------------------	--

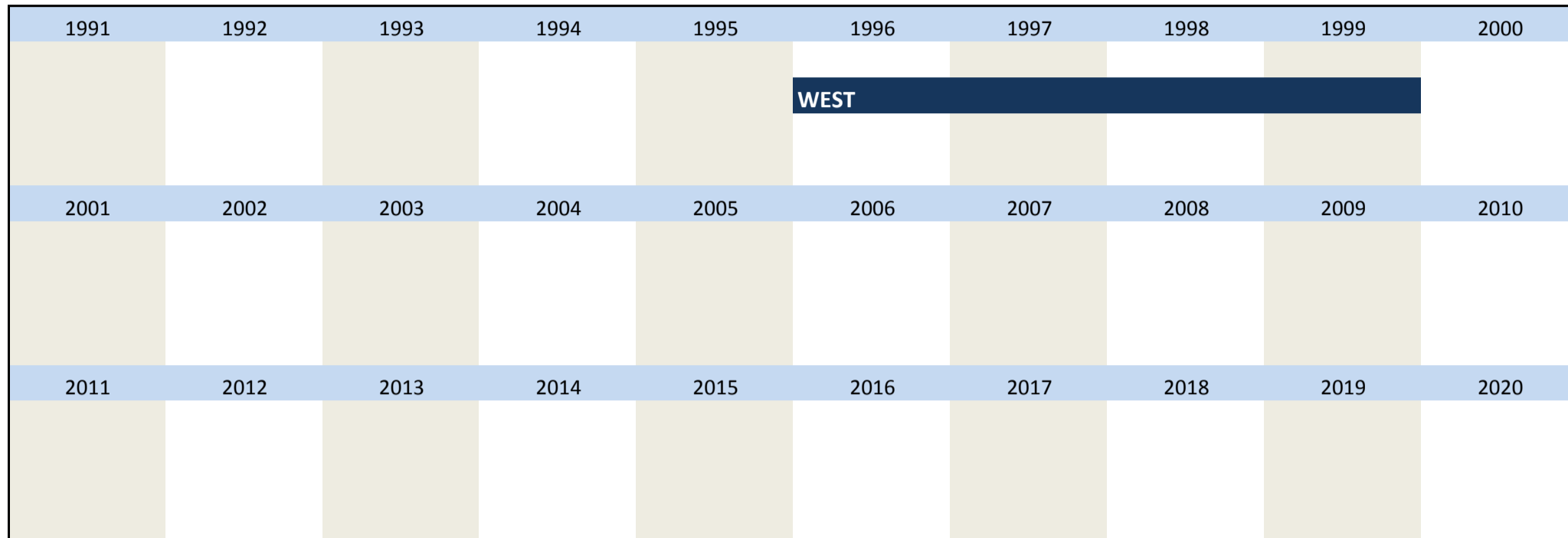
Expected development of the range of orders
 Because of current requests, submission results and contract negotiations, during the next two months we expect our range of orders to be

public civil engineering

increasing [1]
 not changing [2]
 decreasing [3]

public civil engineering

Time span of variable



No.	Name	Label	Survey period	Survey frequency
-----	------	-------	---------------	------------------

3.4.22)	bau_chord4	range of orders within next 2 months: industrial civil engineering	West 05/1996 to 05/1999	annual survey, May
---------	------------	---	-------------------------	--------------------

Wording of question

05/1996 to 05/1999

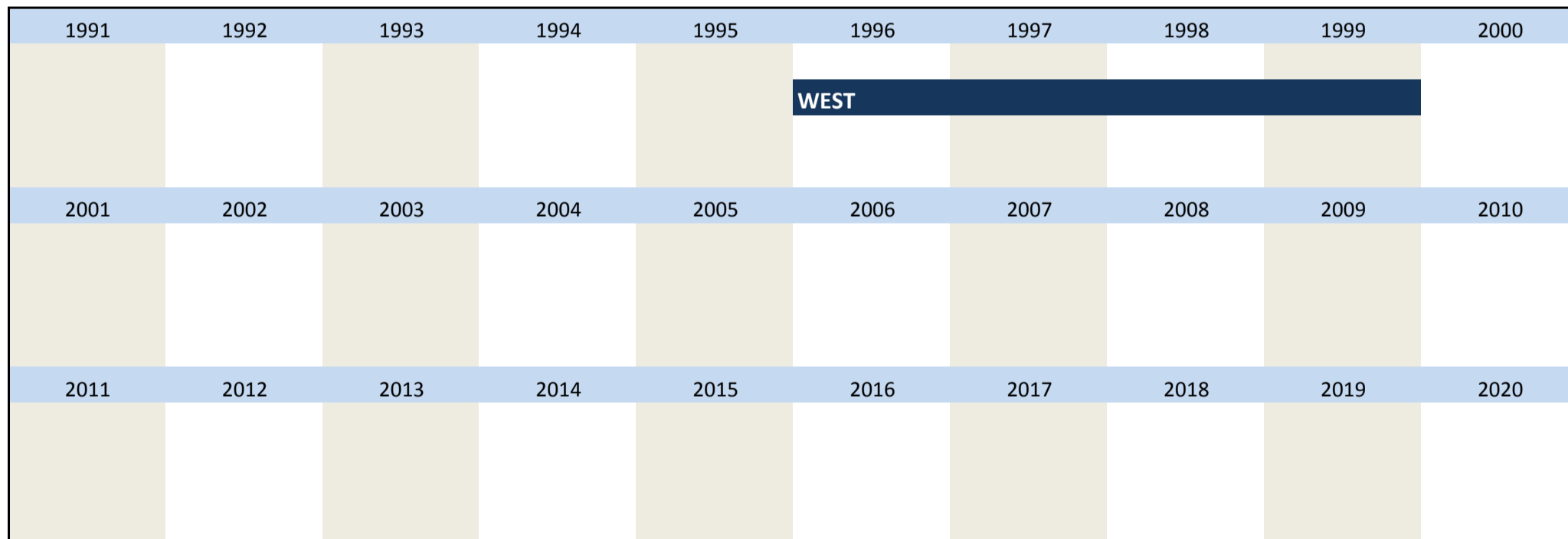
Expected development of the range of orders
 Because of current requests, submission results and contract negotiations, during the next two months we expect our range of orders to be

industrial civil engineering

increasing [1]
 not changing [2]
 decreasing [3]

Further information
 Development of the range of orders in 2 months:
 industrial civil engineering

Time span of variable



No.	Name	Label	Survey period	Survey frequency
-----	------	-------	---------------	------------------

3.4.23)	bau_chord5	range of orders within next 2 months: domestic construction, complete	West 05/1996 to 05/1999	annual survey, May
---------	------------	--	-------------------------	--------------------

Wording of question

05/1996 to 05/1999

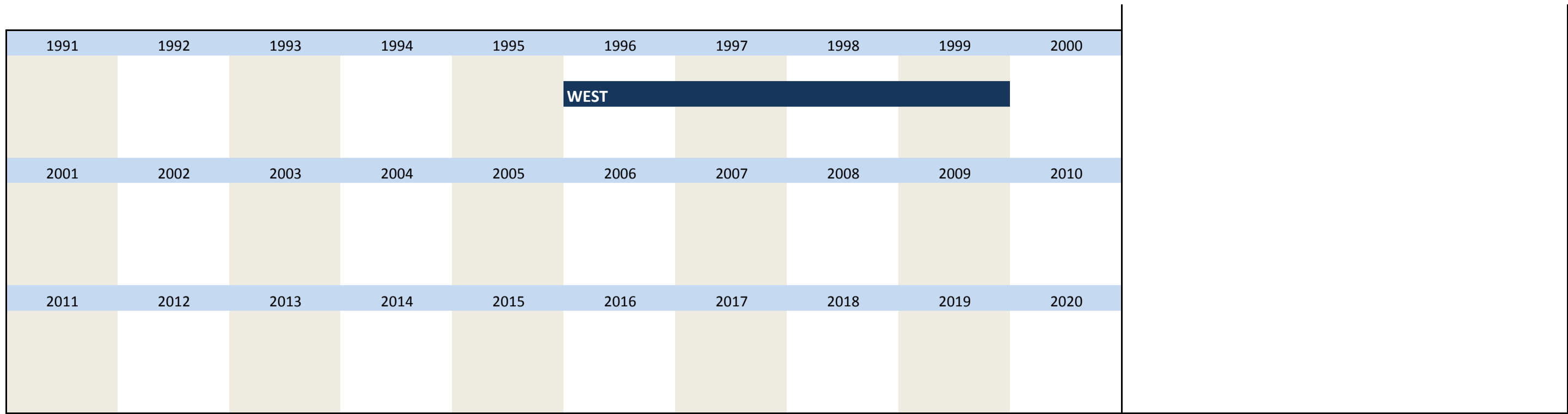
Expected development of the range of orders
 Because of current requests, submission results and contract negotiations, during the next two months we expect our range of orders to be

total residential construction

increasing [1]
 not changing [2]
 decreasing [3]

Further information
 Development of the range of orders in 2 months:
 total residential construction

Time span of variable



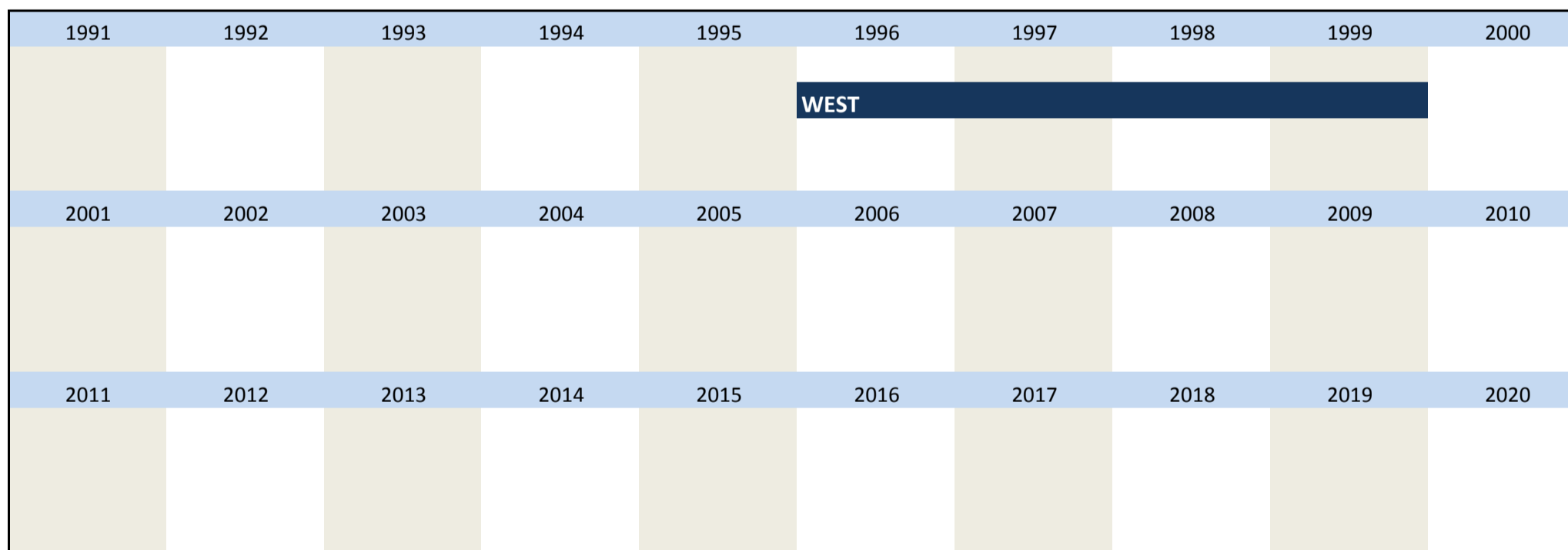
No.	Name	Label	Survey period	Survey frequency
-----	------	-------	---------------	------------------

3.4.24) **bau_chord6** range of orders within next 2 months: domestic construction: buildings of 3 or more apartments **West 05/1996 to 05/1999** annual survey, May

Wording of question

<p>05/1996 to 05/1999</p> <p>Expected development of the range of orders Because of current requests, submission results and contract negotiations, during the next two months we expect our range of orders to be</p> <p>residential construction, thereof buildings with 3 or more apartments</p> <p>increasing [1] <input type="checkbox"/></p> <p>not changing [2] <input type="checkbox"/></p> <p>decreasing [3] <input type="checkbox"/></p>	<p>Further information</p> <p>Development of the range of orders in 2 months: Buildings with 3 or more apartments</p>
--	--

Time span of variable




No.	Name	Label	Survey period	Survey frequency
-----	------	-------	---------------	------------------

3.4.25) **bau_chord7** range of orders within next 2 months: road construction **West 05/1997 to 05/1999** annual survey, May

Wording of question

<p>05/1997 to 05/1999</p> <p>Expected development of the range of orders Because of current requests, submission results and contract negotiations, during the next two months we expect our range of orders to be</p> <p>road construction</p> <p>increasing [1] <input type="checkbox"/></p> <p>not changing [2] <input type="checkbox"/></p> <p>decreasing [3] <input type="checkbox"/></p>	<p>Further information</p> <p>Development of the range of orders in 2 months: road construction</p>
--	--

Time span of variable



2011	2012	2013	2014	2015	2016	2017	2018	2019	2020
------	------	------	------	------	------	------	------	------	------

No.	Name	Label	Survey period	Survey frequency
-----	------	-------	---------------	------------------

3.4.26)	bau_co1	medium-term expected commercial operations: 3. quarter	West 08/1991 to 08/2012 East 08/2001 to 08/2012	annual survey, August annual survey, August
---------	----------------	---	--	--

Wording of question

<p>since 08/1991 to 08/1995</p> <p>Medium-term expected commercial operations* Our state of business with respect to economic cycles</p> <p style="text-align: right;">3. quarter 19WW**</p> <table style="width: 100%;"> <tr> <td style="width: 60%;">very good [1]</td> <td style="width: 5%;"></td> <td style="width: 35%;"><input type="text"/></td> </tr> <tr> <td>good[2]</td> <td></td> <td><input type="text"/></td> </tr> <tr> <td>satisfiable [3]</td> <td></td> <td><input type="text"/></td> </tr> <tr> <td>bad [4]</td> <td></td> <td><input type="text"/></td> </tr> <tr> <td>very bad [5]</td> <td></td> <td><input type="text"/></td> </tr> </table>	very good [1]		<input type="text"/>	good[2]		<input type="text"/>	satisfiable [3]		<input type="text"/>	bad [4]		<input type="text"/>	very bad [5]		<input type="text"/>	<p>Further information</p> <p>Commercial operations this year 3. quarter (for main construction trades)</p> <p>*Instructions to answer "Please answer this special question for the whole company, plant or subsidiary"</p> <p>** "20WW" means this year</p> <p>Example: If the question was posed in July 2003 , "20WW"="2003".</p>
very good [1]		<input type="text"/>														
good[2]		<input type="text"/>														
satisfiable [3]		<input type="text"/>														
bad [4]		<input type="text"/>														
very bad [5]		<input type="text"/>														
<p>since 08/1996 ***</p> <p>Medium-term expected commercial operations* Our state of business with respect to economic cycles</p> <p style="text-align: right;">3. quarter 19/20WW**</p> <table style="width: 100%;"> <tr> <td style="width: 60%;">good [1]</td> <td style="width: 5%;"></td> <td style="width: 35%;"><input type="text"/></td> </tr> <tr> <td>satisfiable [2]</td> <td></td> <td><input type="text"/></td> </tr> <tr> <td>bad [3]</td> <td></td> <td><input type="text"/></td> </tr> </table>	good [1]		<input type="text"/>	satisfiable [2]		<input type="text"/>	bad [3]		<input type="text"/>	<p>*** co1- co4 are recoded to 5 categories</p>						
good [1]		<input type="text"/>														
satisfiable [2]		<input type="text"/>														
bad [3]		<input type="text"/>														

Time span of variable

1991	1992	1993	1994	1995	1996	1997	1998	1999	2000
WEST									
2001	2002	2003	2004	2005	2006	2007	2008	2009	2010
WEST									
EAST									
2011	2012	2013	2014	2015	2016	2017	2018	2019	2020
WEST									
EAST									

No.	Name	Label	Survey period	Survey frequency
-----	------	-------	---------------	------------------

3.4.27)	bau_co2	medium-term expected commercial operations: 4. quarter	West 08/1991 to 08/2012 East 08/2001 to 08/2012	annual survey, August annual survey, August
---------	----------------	---	--	--

Wording of question

<p>since 08/1991 to 08/1995</p> <p>Medium-term expected commercial operations* Our state of business with respect to economic cycles</p> <p style="text-align: right;">4. quarter 19WW**</p> <table style="width: 100%;"> <tr> <td style="width: 60%;">very good [1]</td> <td style="width: 5%;"></td> <td style="width: 35%;"><input type="text"/></td> </tr> <tr> <td>good[2]</td> <td></td> <td><input type="text"/></td> </tr> <tr> <td>satisfiable [3]</td> <td></td> <td><input type="text"/></td> </tr> <tr> <td>bad [4]</td> <td></td> <td><input type="text"/></td> </tr> <tr> <td>very bad [5]</td> <td></td> <td><input type="text"/></td> </tr> </table>	very good [1]		<input type="text"/>	good[2]		<input type="text"/>	satisfiable [3]		<input type="text"/>	bad [4]		<input type="text"/>	very bad [5]		<input type="text"/>	<p>Further information</p> <p>Commercial operations this year, 4. quarter (for main construction trades)</p> <p>*Instructions to answer "Please answer this special question for the whole company, plant or subsidiary"</p> <p>** "20WW" means this year</p> <p>Example: If the question was posed in July 2003 , "20WW"="2003".</p>
very good [1]		<input type="text"/>														
good[2]		<input type="text"/>														
satisfiable [3]		<input type="text"/>														
bad [4]		<input type="text"/>														
very bad [5]		<input type="text"/>														
<p>since 08/1996</p> <p>Medium-term expected commercial operations* Our state of business with respect to economic cycles</p> <p style="text-align: right;">4. quarter 19/20WW**</p> <table style="width: 100%;"> <tr> <td style="width: 60%;">good [1]</td> <td style="width: 5%;"></td> <td style="width: 35%;"><input type="text"/></td> </tr> <tr> <td>satisfiable[2]</td> <td></td> <td><input type="text"/></td> </tr> <tr> <td>bad [3]</td> <td></td> <td><input type="text"/></td> </tr> </table>	good [1]		<input type="text"/>	satisfiable[2]		<input type="text"/>	bad [3]		<input type="text"/>							
good [1]		<input type="text"/>														
satisfiable[2]		<input type="text"/>														
bad [3]		<input type="text"/>														

Time span of variable

1991	1992	1993	1994	1995	1996	1997	1998	1999	2000
------	------	------	------	------	------	------	------	------	------

WEST									
2001	2002	2003	2004	2005	2006	2007	2008	2009	2010
WEST									
EAST									
2011	2012	2013	2014	2015	2016	2017	2018	2019	2020
WEST									
EAST									

No.	Name	Label	Survey period	Survey frequency
3.4.28)	bau_co3	medium-term expected commercial operations: 1. quarter	West 08/1991 to 08/2012 East 08/2001 to 08/2012	annual survey, August annual survey, August

Wording of question

Wording of question	Further information															
<p>since 08/1991 to 08/1995</p> <p>Medium-term expected commercial operations* Our state of business with respect to economic cycles</p> <p style="text-align: right;">1. quarter 19VV**</p> <table style="width: 100%;"> <tr> <td style="width: 60%;">very good [1]</td> <td style="width: 5%;"></td> <td style="width: 35%;"><input type="text"/></td> </tr> <tr> <td>good[2]</td> <td></td> <td><input type="text"/></td> </tr> <tr> <td>satisfiable [3]</td> <td></td> <td><input type="text"/></td> </tr> <tr> <td>bad [4]</td> <td></td> <td><input type="text"/></td> </tr> <tr> <td>very bad [5]</td> <td></td> <td><input type="text"/></td> </tr> </table>	very good [1]		<input type="text"/>	good[2]		<input type="text"/>	satisfiable [3]		<input type="text"/>	bad [4]		<input type="text"/>	very bad [5]		<input type="text"/>	<p>Commercial operations next year, 1. quarter (for main construction trades)</p> <p>*Instructions to answer "Please answer this special question for the whole company, plant or subsidiary"</p> <p>** "20VV" means next year</p> <p>Example: If the question was posed in August 2003 , "20VV"="2004".</p>
very good [1]		<input type="text"/>														
good[2]		<input type="text"/>														
satisfiable [3]		<input type="text"/>														
bad [4]		<input type="text"/>														
very bad [5]		<input type="text"/>														
<p>since 08/1996</p> <p>Medium-term expected commercial operations* Our state of business with respect to economic cycles</p> <p style="text-align: right;">1. quarter 20VV**</p> <table style="width: 100%;"> <tr> <td style="width: 60%;">good [1]</td> <td style="width: 5%;"></td> <td style="width: 35%;"><input type="text"/></td> </tr> <tr> <td>satisfiable [2]</td> <td></td> <td><input type="text"/></td> </tr> <tr> <td>bad [3]</td> <td></td> <td><input type="text"/></td> </tr> </table>	good [1]		<input type="text"/>	satisfiable [2]		<input type="text"/>	bad [3]		<input type="text"/>							
good [1]		<input type="text"/>														
satisfiable [2]		<input type="text"/>														
bad [3]		<input type="text"/>														

Time span of variable

1991	1992	1993	1994	1995	1996	1997	1998	1999	2000
WEST									
2001	2002	2003	2004	2005	2006	2007	2008	2009	2010
WEST									
EAST									
2011	2012	2013	2014	2015	2016	2017	2018	2019	2020
WEST									
EAST									

No.	Name	Label	Survey period	Survey frequency
3.4.29)	bau_co4	medium-term expected commercial operations: 2. quarter	West 08/1991 to 08/2012 East 08/2001 to 08/2012	annual survey, August annual survey, August

Wording of question

Wording of question	Further information															
<p>since 08/1991 to 08/1995</p> <p>Medium-term expected commercial operations* Our state of business with respect to economic cycles</p> <p style="text-align: right;">2. quarter 20VV**</p> <table style="width: 100%;"> <tr> <td style="width: 60%;">very good [1]</td> <td style="width: 5%;"></td> <td style="width: 35%;"><input type="text"/></td> </tr> <tr> <td>good[2]</td> <td></td> <td><input type="text"/></td> </tr> <tr> <td>satisfiable [3]</td> <td></td> <td><input type="text"/></td> </tr> <tr> <td>bad [4]</td> <td></td> <td><input type="text"/></td> </tr> <tr> <td>very bad [5]</td> <td></td> <td><input type="text"/></td> </tr> </table>	very good [1]		<input type="text"/>	good[2]		<input type="text"/>	satisfiable [3]		<input type="text"/>	bad [4]		<input type="text"/>	very bad [5]		<input type="text"/>	<p>Commercial operations next year, 2. quarter (for main construction trades)</p> <p>*Instructions to answer "Please answer this special question for the whole company, plant or subsidiary"</p> <p>** "20VV" means next year</p> <p>Example: If the question was posed in August 2003 , "20VV"="2004".</p>
very good [1]		<input type="text"/>														
good[2]		<input type="text"/>														
satisfiable [3]		<input type="text"/>														
bad [4]		<input type="text"/>														
very bad [5]		<input type="text"/>														
<p>since 08/1996</p> <p>Medium-term expected commercial operations* Our state of business with respect to economic cycles</p> <p style="text-align: right;">2. quarter 20VV**</p> <table style="width: 100%;"> <tr> <td style="width: 60%;">good [1]</td> <td style="width: 5%;"></td> <td style="width: 35%;"><input type="text"/></td> </tr> <tr> <td>satisfiable [2]</td> <td></td> <td><input type="text"/></td> </tr> </table>	good [1]		<input type="text"/>	satisfiable [2]		<input type="text"/>										
good [1]		<input type="text"/>														
satisfiable [2]		<input type="text"/>														

bad [3]									
Time span of variable									
1991	1992	1993	1994	1995	1996	1997	1998	1999	2000
WEST									
2001	2002	2003	2004	2005	2006	2007	2008	2009	2010
WEST									
EAST									
2011	2012	2013	2014	2015	2016	2017	2018	2019	2020
WEST									
EAST									

No.	Name	Label	Survey period	Survey frequency
3.4.30)	bau_cvneg	changes in construction volume: negative changes in %	West 06/1991 to 06/2012 East 06/2001 to 06/2012	annual survey, June annual survey, June

Wording of question

<p>since 06/1991</p> <p>Construction volume As far as it is possible to forecast already we will presumably construct</p> <p style="text-align: center;">less, in fact about _____ %</p> <p style="text-align: center;">in 19WW/20WW than 19/20XX.</p>	<p>Further information</p> <p>Changes in construction volume: negative changes in % (for main construction trades)</p> <p>*Example: The question was posed in April 1993, "19WW=1993" and ""19XX=1992"</p>																																																																																
Time span of variable																																																																																	
<table border="1"> <tr> <td>1991</td><td>1992</td><td>1993</td><td>1994</td><td>1995</td><td>1996</td><td>1997</td><td>1998</td><td>1999</td><td>2000</td> </tr> <tr> <td colspan="10">WEST</td> </tr> <tr> <td>2001</td><td>2002</td><td>2003</td><td>2004</td><td>2005</td><td>2006</td><td>2007</td><td>2008</td><td>2009</td><td>2010</td> </tr> <tr> <td colspan="10">WEST</td> </tr> <tr> <td colspan="10">EAST</td> </tr> <tr> <td>2011</td><td>2012</td><td>2013</td><td>2014</td><td>2015</td><td>2016</td><td>2017</td><td>2018</td><td>2019</td><td>2020</td> </tr> <tr> <td colspan="10">WEST</td> </tr> <tr> <td colspan="10">EAST</td> </tr> </table>		1991	1992	1993	1994	1995	1996	1997	1998	1999	2000	WEST										2001	2002	2003	2004	2005	2006	2007	2008	2009	2010	WEST										EAST										2011	2012	2013	2014	2015	2016	2017	2018	2019	2020	WEST										EAST									
1991	1992	1993	1994	1995	1996	1997	1998	1999	2000																																																																								
WEST																																																																																	
2001	2002	2003	2004	2005	2006	2007	2008	2009	2010																																																																								
WEST																																																																																	
EAST																																																																																	
2011	2012	2013	2014	2015	2016	2017	2018	2019	2020																																																																								
WEST																																																																																	
EAST																																																																																	

No.	Name	Label	Survey period	Survey frequency
3.4.31)	bau_cvno	changes in construction volume: no changes	West 06/1991 to 06/2012 East 06/2001 to 06/2012	annual survey, June annual survey, June

Wording of question

<p>06/1991 to 06/1995</p> <p>Construction volume As far as it is possible to forecast already our constructions will presumably be</p> <p style="text-align: center;">more [1] _____ not changing [2] _____ less [3] _____</p> <p style="text-align: center;">by volume in 19WW* than 19XX.</p>	<p>Further information</p> <p>Changes in construction volume (for main construction trades)</p> <p>*Example: The question was posed in April 1993, "19WW=1993" and ""19XX=1992"</p> <p>**since 06/2009 Same characteristic as in the years 1991 to 1995</p>
<p>since 06/1996</p> <p>Construction volume As far as it is possible to forecast already our constructions will presumably be</p> <p style="text-align: center;">not changing [1]** _____</p> <p style="text-align: center;">by volume in 19WW/20WW compared to 19/20XX.</p>	<p>[1] = more [2] = about the same [3] = less</p> <p>The higher or lower construction volume is not inquired in the questionnaire, but calculated from the variables 3.39) cvpos and 3.40) cvneg</p>

Time span of variable

1991	1992	1993	1994	1995	1996	1997	1998	1999	2000
WEST									
2001	2002	2003	2004	2005	2006	2007	2008	2009	2010
WEST									
EAST									
2011	2012	2013	2014	2015	2016	2017	2018	2019	2020
WEST									
EAST									

No.	Name	Label	Survey period	Survey frequency
-----	------	-------	---------------	------------------

3.4.32)	bau_cvpos	changes in construction volume: positive changes in %	West 06/1991 to 06/2012 East 06/2001 to 06/2012	annual survey, June annual survey, June
---------	------------------	--	--	--

Wording of question

<p>since 06/1991</p> <p>Construction volume As far as it is possible to forecast already we will presumably construct</p> <p style="text-align: center;">more, in fact about _____ %</p> <p style="text-align: center;">in 19WW/20WW than 19/20XX.</p>	<p>Further information</p> <p>Changes in construction volume: positive changes in % (for main construction trades)</p> <p>*Example: The question was posed in April 1993, "19WW=1993" and ""19XX=1992"</p>
---	--

Time span of variable

1991	1992	1993	1994	1995	1996	1997	1998	1999	2000
WEST									
2001	2002	2003	2004	2005	2006	2007	2008	2009	2010
WEST									
EAST									
2011	2012	2013	2014	2015	2016	2017	2018	2019	2020
WEST									
EAST									

No.	Name	Label	Survey period	Survey frequency
-----	------	-------	---------------	------------------

3.4.33)	bau_cvpr_bdl	% of construction volume: by drawing lots (in general)	West since 06/2013 East since 06/2013	annual survey, June annual survey, June
---------	---------------------	---	--	--

Wording of question

<p>since 06/2013</p> <p>Execution Last year's total construction volume (=100%) was accounted for by ... (share in %)</p> <p style="text-align: center;">in total</p> <p style="text-align: center;">Drawing lots of the building contractor (individual trades without scheduling) by circa%</p>	<p>Further information</p> <p>Share of drawing lots to the total performance last year (in total)</p>
--	--

Time span of variable

1991	1992	1993	1994	1995	1996	1997	1998	1999	2000
2001	2002	2003	2004	2005	2006	2007	2008	2009	2010
2011	2012	2013	2014	2015	2016	2017	2018	2019	2020
WEST									
EAST									

--	--	--	--	--	--


No.	Name	Label	Survey period	Survey frequency
-----	------	-------	---------------	------------------

3.4.34)	bau_cvpr_gc	% of construction volume: as general contractor (in general)	West since 06/2013 East since 06/2013	annual survey, June annual survey, June
---------	--------------------	---	--	--

Wording of question

<p>since 06/2013</p> <p>Execution Last year's total construction volume (=100%) was accounted for by ... (share in %)</p> <p style="text-align: center;">in total</p> <p style="text-align: center;">activity as general contractor (total construction execution by subcontractors) by circa%</p>	<p>Further information</p> <p>Share of activities as general contractor to last year's total construction volume (in total)</p>
--	--

Time span of variable



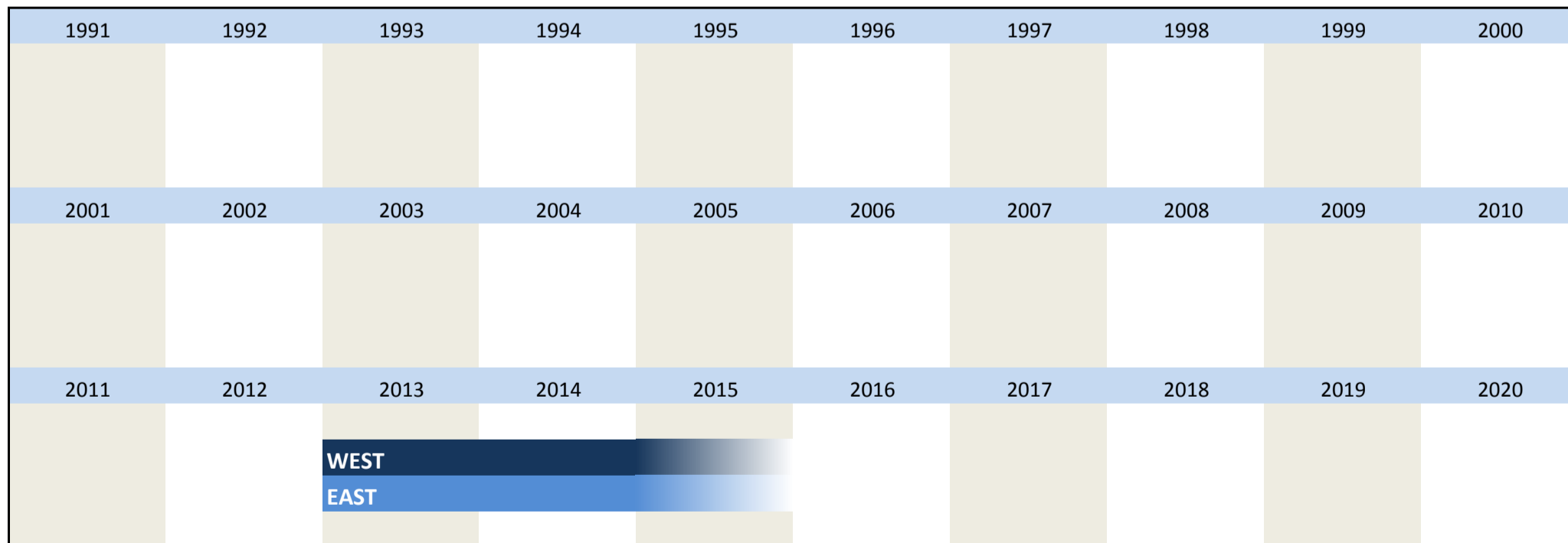
No.	Name	Label	Survey period	Survey frequency
-----	------	-------	---------------	------------------

3.4.35)	bau_cvpr_oth	% of construction volume: others (in general)	West since 06/2013 East since 06/2013	annual survey, June annual survey, June
---------	---------------------	--	--	--

Wording of question

<p>since 06/2013</p> <p>Execution Last year's total construction volume (=100%) was accounted for by ... (share in %)</p> <p style="text-align: center;">in total</p> <p style="text-align: center;">other (general contractor, promoter, project developer, system provider, pre-financing models, functional construction contract, PPP models) by circa%</p>	<p>Further information</p> <p>Share of other activities to last year's total construction volume (in total)</p>
---	--

Time span of variable



No.	Name	Label	Survey period	Survey frequency
-----	------	-------	---------------	------------------

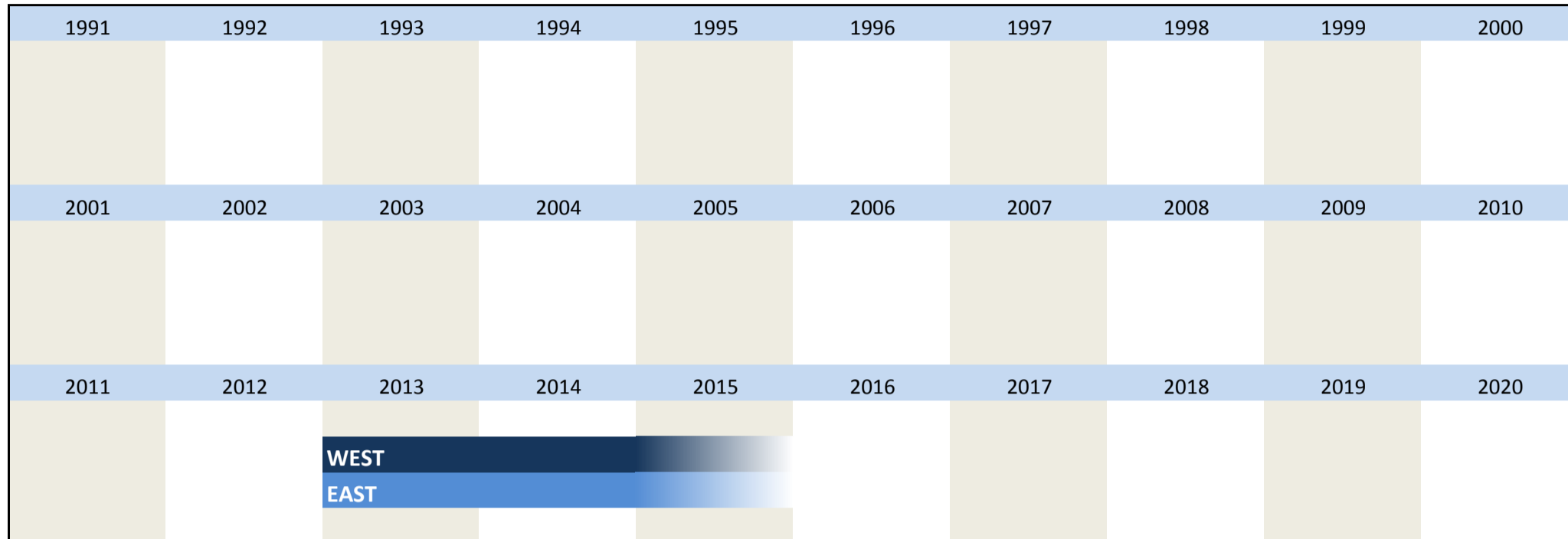
3.4.36)	bau_cvpr_pc	% of construction volume: as prime contractor (in general)	West since 06/2013 East since 06/2013	annual survey, June annual survey, June
---------	--------------------	---	--	--

Wording of question

<p>since 06/2013</p>	<p>Further information</p> <p>Share of activities as prime contractor to last year's total</p>
----------------------	---

<p>Execution Last year's total construction volume (=100%) was accounted for by ... (share in %)</p> <p style="text-align: center;">in total</p> <p>activities as prime contractor (with partial construction completion)</p> <p style="text-align: center;">by circa%</p>	construction volume (in total)
---	--------------------------------

Time span of variable




No.	Name	Label	Survey period	Survey frequency
-----	------	-------	---------------	------------------

3.4.37)	bau_cvpr_sc	% of construction volume: as subcontractor (in general)	West since 06/2013 East since 06/2013	annual survey, June annual survey, June
---------	--------------------	--	--	--

Wording of question

<p>since 06/2013</p> <p>Execution Last year's total construction volume (=100%) was accounted for by ... (share in %)</p> <p style="text-align: center;">in total</p> <p>activities as subcontractor</p> <p style="text-align: center;">by circa%</p>	<p>Further information</p> <p>Share of activities as a subcontractor to last year's total construction volume (in total)</p>
--	---

Time span of variable




No.	Name	Label	Survey period	Survey frequency
-----	------	-------	---------------	------------------

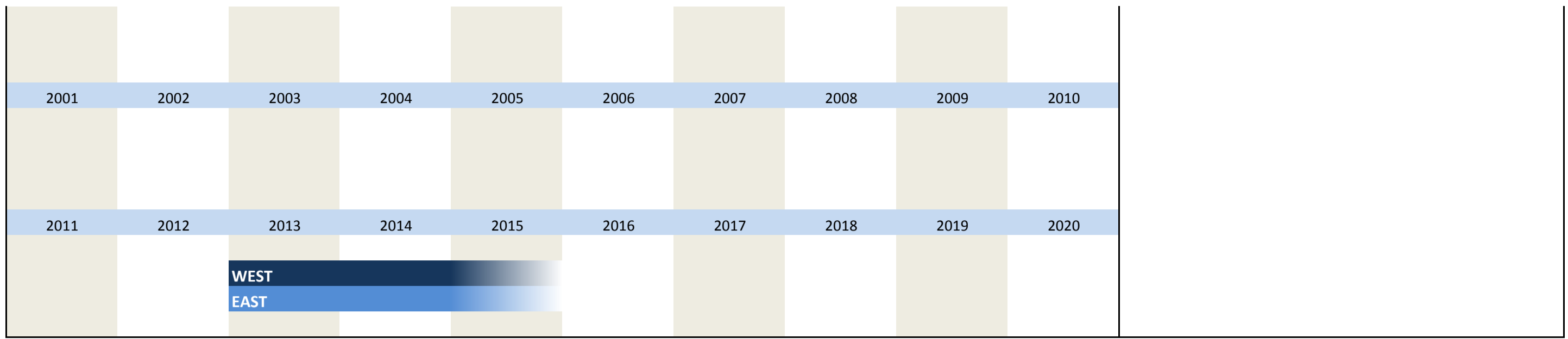
3.4.38)	bau_cvpr_solec	% of construction volume: as sole contractor (in general)	West since 06/2013 East since 06/2013	annual survey, June annual survey, June
---------	-----------------------	--	--	--

Wording of question

<p>since 06/2013</p> <p>Execution Last year's total construction volume (=100%) was accounted for by ... (share in %)</p> <p style="text-align: center;">in total</p> <p>activity as sole contractor (planning and construction execution for providing essential own services)</p> <p style="text-align: center;">by circa%</p>	<p>Further information</p> <p>Share of activities as sole contractor to last year's total construction volume (in total)</p>
---	---

Time span of variable






No.	Name	Label	Survey period	Survey frequency
3.4.39)	bau_cvpu_bdl	% of construction volume: by drawing lots (public clients)	West since 06/2013 East since 06/2013	annual survey, June annual survey, June

Wording of question

since 06/2013	Further information
<p>Execution Last year's total construction volume (=100%) was accounted for by ... (share in %)</p> <p>Drawing lots of the building contractor (individual trades without scheduling)</p> <p>public principals by circa%</p>	Share of drawing lots to last year's total construction volume (public principals)

Time span of variable




No.	Name	Label	Survey period	Survey frequency
3.4.40)	bau_cvpu_gc	% of construction volume: as general contractor (public clients)	West since 06/2013 East since 06/2013	annual survey, June annual survey, June

Wording of question

since 06/2013	Further information
<p>Execution Last year's total construction volume (=100%) was accounted for by ... (share in %)</p> <p>activity as general contractor (total construction execution by subcontractors)</p> <p>public principals by circa%</p>	Share of activities as general contractor to last year's total construction volume (public principals)

Time span of variable




No.	Name	Label	Survey period	Survey frequency
-----	------	-------	---------------	------------------

3.4.41)	bau_cvpu_oth	% of construction volume: others (public clients)	West since 06/2013 East since 06/2013	annual survey, June annual survey, June
---------	--------------	--	--	--

Wording of question

since 06/2013	Further information
<p>Execution Last year's total construction volume (=100%) was accounted for by ... (share in %)</p> <p style="text-align: center;">public principals</p> <p style="text-align: center;">other (general contractor, promoter, project developer, system provider, pre-financing models, functional construction contract, PPP models)</p> <p style="text-align: center;">by circa%</p>	Share of other activities to last year's total construction volume (public principals)

Time span of variable




No.	Name	Label	Survey period	Survey frequency
-----	------	-------	---------------	------------------

3.4.42)	bau_cvpu_pc	% of construction volume: as prime contractor (public clients)	West since 06/2013 East since 06/2013	annual survey, June annual survey, June
---------	-------------	---	--	--

Wording of question

since 06/2013	Further information
<p>Execution Last year's total construction volume (=100%) was accounted for by ... (share in %)</p> <p style="text-align: center;">public principals</p> <p style="text-align: center;">activities as prime contractor (with partial construction completion)</p> <p style="text-align: center;">by circa%</p>	Share of activities as prime contractor to last year's total construction volume (public principals)

Time span of variable



No.	Name	Label	Survey period	Survey frequency
-----	------	-------	---------------	------------------

3.4.43)	bau_cvpu_sc	% of construction volume: as subcontractor (public clients)	West since 06/2013 East since 06/2013	annual survey, June annual survey, June
---------	-------------	--	--	--

Wording of question

since 06/2013	Further information
<p>Execution Last year's total construction volume (=100%) was accounted for by ... (share in %)</p>	Share of activities as subcontractor to last year's total construction volume (public principals)

<p>public principals</p> <p>activities as subcontractor</p> <p>by circa%</p>									
Time span of variable									
1991	1992	1993	1994	1995	1996	1997	1998	1999	2000
2001	2002	2003	2004	2005	2006	2007	2008	2009	2010
2011	2012	2013	2014	2015	2016	2017	2018	2019	2020
<p>WEST</p> <p>EAST</p>									

No.	Name	Label	Survey period	Survey frequency
3.4.44)	bau_cvpu_solec	% of construction volume: as sole contractor (public clients)	West since 06/2013 East since 06/2013	annual survey, June annual survey, June

Wording of question

<p>since 06/2013</p> <p>Execution</p> <p>Last year's total construction volume (=100%) was accounted for by ... (share in %)</p> <p>activity as sole contractor (planning and construction execution for providing essential own services)</p> <p>public principals</p> <p>by circa%</p>	<p>Further information</p> <p>Share of activities as sole contractor to last year's total construction volume (public principals)</p>								
Time span of variable									
1991	1992	1993	1994	1995	1996	1997	1998	1999	2000
2001	2002	2003	2004	2005	2006	2007	2008	2009	2010
2011	2012	2013	2014	2015	2016	2017	2018	2019	2020
<p>WEST</p> <p>EAST</p>									

No.	Name	Label	Survey period	Survey frequency
3.4.45)	bau_deccon	decline of construction activity	West since 12/1991 East since 12/2002	annual survey*, December annual survey, December

Wording of question

<p>since 12/1991</p> <p>Plant holidays</p> <p>We report a decline of the construction activity in the respective holiday month in the ifo economic cycle test (question I.1)** which is solely due to plant holidays</p> <p>yes [1] <input type="text"/></p> <p>no [2] <input type="text"/></p>	<p>Further information</p> <p>decline of construction activity due to plant holidays</p> <p>*no inquiry in 12/2001</p> <p>** see 2.1) conactex</p>								
Time span of variable									
1991	1992	1993	1994	1995	1996	1997	1998	1999	2000
WEST									
2001	2002	2003	2004	2005	2006	2007	2008	2009	2010

WEST									
EAST									
2011	2012	2013	2014	2015	2016	2017	2018	2019	2020
WEST									
EAST									

No.	Name	Label	Survey period	Survey frequency
3.4.46)	bau_difil_ce	difficulties filling vacancies: construction engineer	East und West since 08/2013	annual survey, August

Wording of question

<p>since 08/2013</p> <p>How long did you have difficulties filling the vacancies (in months)?</p> <p>for construction engineers</p> <p>0 to 3 [1] 4 to 6 [2] more than 6 [3] vacancies not filled yet [4]</p> <p><input type="text"/> <input type="text"/> <input type="text"/> <input type="text"/></p>	Further information
--	---------------------

Time span of variable

1991	1992	1993	1994	1995	1996	1997	1998	1999	2000
2001	2002	2003	2004	2005	2006	2007	2008	2009	2010
2011	2012	2013	2014	2015	2016	2017	2018	2019	2020
WEST									
EAST									

No.	Name	Label	Survey period	Survey frequency
3.4.47)	bau_difil_cp	difficulties filling vacancies: commercial professions	East und West since 08/2013	annual survey, August

Wording of question

<p>since 08/2013</p> <p>How long did you have difficulties filling the vacancies (in months)?</p> <p>for commercial professions</p> <p>0 to 3 [1] 4 to 6 [2] more than 6 [3] vacancies not filled yet [4]</p> <p><input type="text"/> <input type="text"/> <input type="text"/> <input type="text"/></p>	Further information
--	---------------------

Time span of variable

1991	1992	1993	1994	1995	1996	1997	1998	1999	2000
2001	2002	2003	2004	2005	2006	2007	2008	2009	2010
2011	2012	2013	2014	2015	2016	2017	2018	2019	2020
WEST									
EAST									

No.	Name	Label	Survey period	Survey frequency
-----	------	-------	---------------	------------------

3.4.48)

bau_difil_mc

difficulties filling vacancies: managerial staff (commerce)

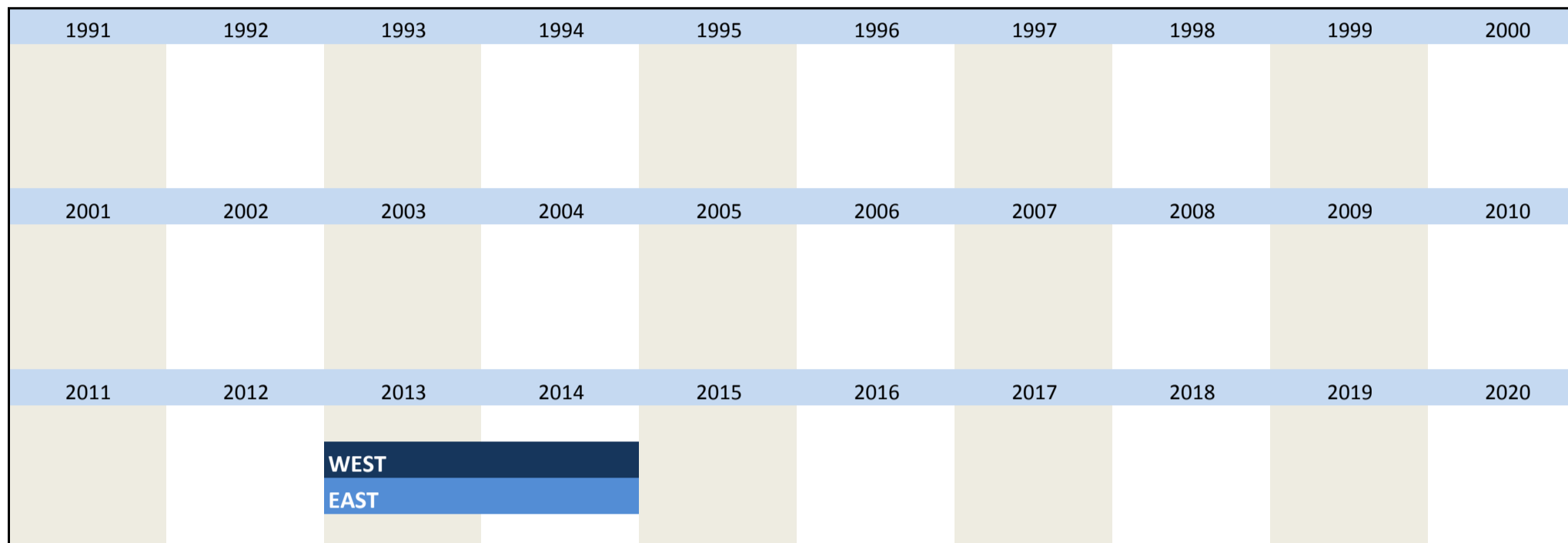
East und West since 08/2013

annual survey, August

Wording of question

<p>since 08/2013</p> <p>How long did you have difficulties filling the vacancies (in months)?</p> <p>for commercial managerial staff</p> <p>0 to 3 [1] 4 to 6 [2] more than 6 [3] vacancies not filled yet [4]</p> <p><input type="text"/> <input type="text"/> <input type="text"/> <input type="text"/></p>	Further information
---	---------------------

Time span of variable



No.	Name	Label	Survey period	Survey frequency
-----	------	-------	---------------	------------------

3.4.49)

bau_difil_so

difficulties filling vacancies: sales occupation

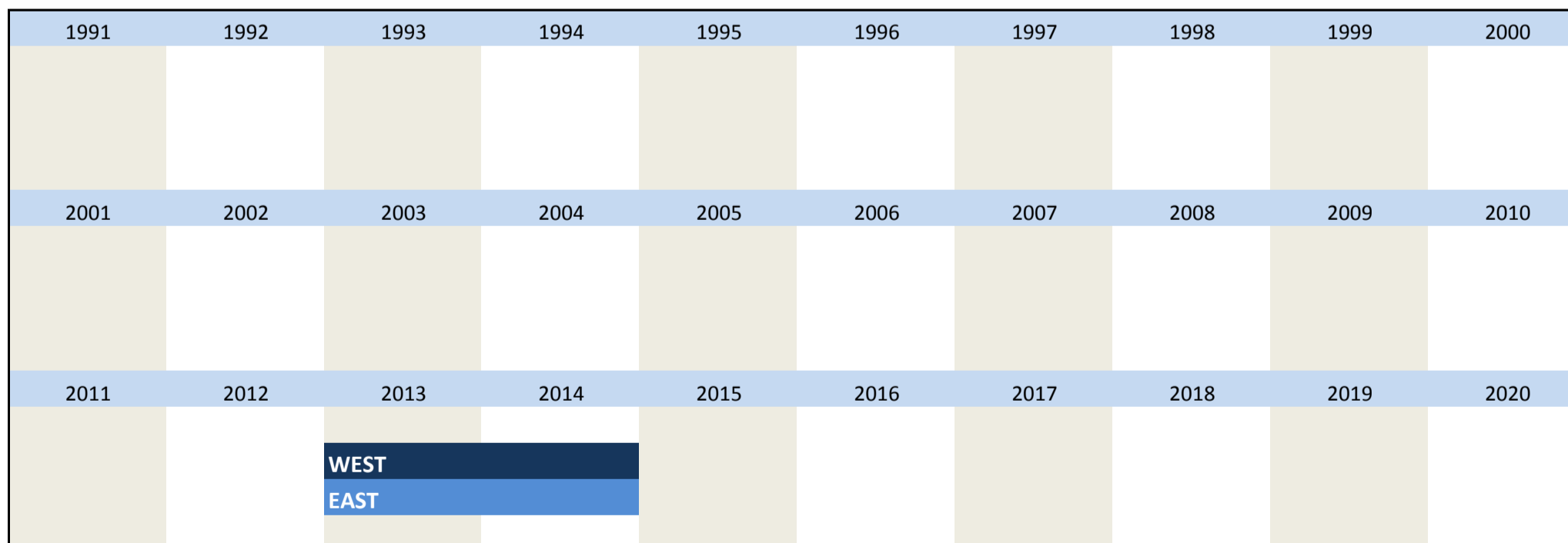
East und West since 08/2013

annual survey, August

Wording of question

<p>since 08/2013</p> <p>How long did you have difficulties filling the vacancies (in months)?</p> <p>for sales occupation</p> <p>0 to 3 [1] 4 to 6 [2] more than 6 [3] vacancies not filled yet [4]</p> <p><input type="text"/> <input type="text"/> <input type="text"/> <input type="text"/></p>	Further information
--	---------------------

Time span of variable



No.	Name	Label	Survey period	Survey frequency
-----	------	-------	---------------	------------------

3.4.50)

bau_difil_tc

difficulties filling vacancies: trainees (commerce)

East und West since 08/2013

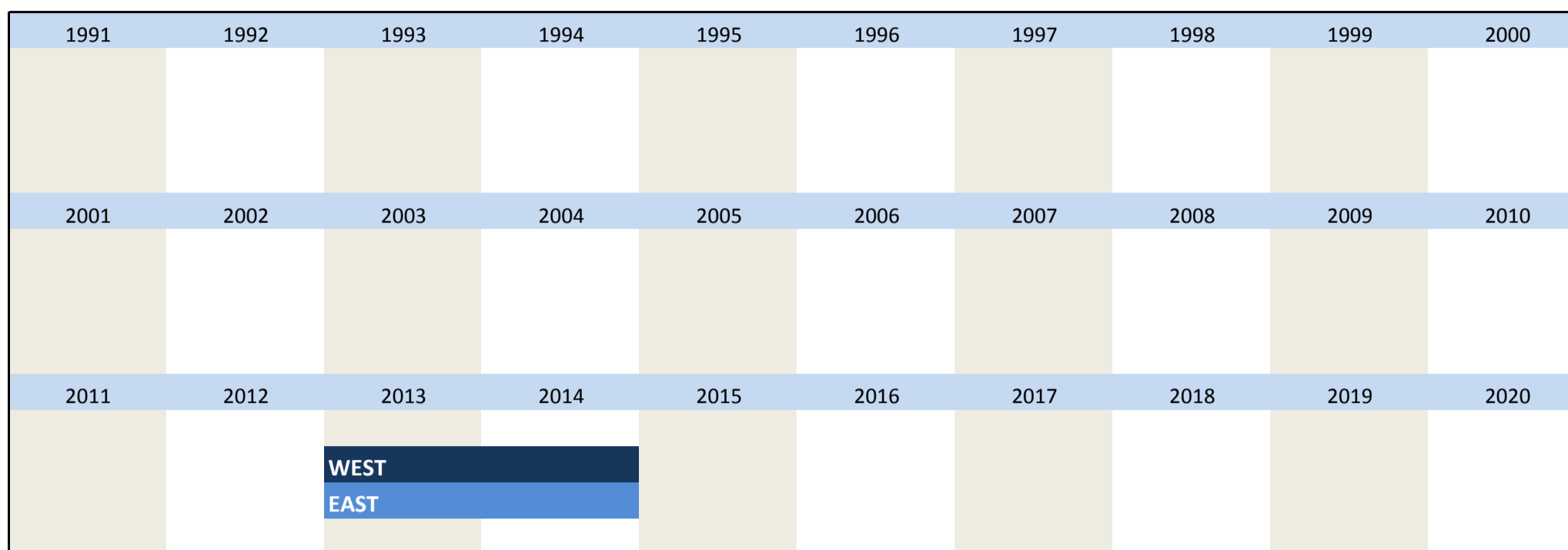
annual survey, August

Wording of question

<p>since 08/2013</p> <p>How long did you have difficulties filling the vacancies (in months)?</p> <p>for commercial trainees</p>	Further information
--	---------------------

0 to 3 [1]	4 to 6 [2]	more than 6 [3]	vacancies not filled yet [4]
<input type="text"/>	<input type="text"/>	<input type="text"/>	<input type="text"/>

Time span of variable



No.	Name	Label	Survey period	Survey frequency
3.4.51)	bau_difilvac	difficulties filling vacancies	East und West since 08/2013	annual survey, August

Wording of question

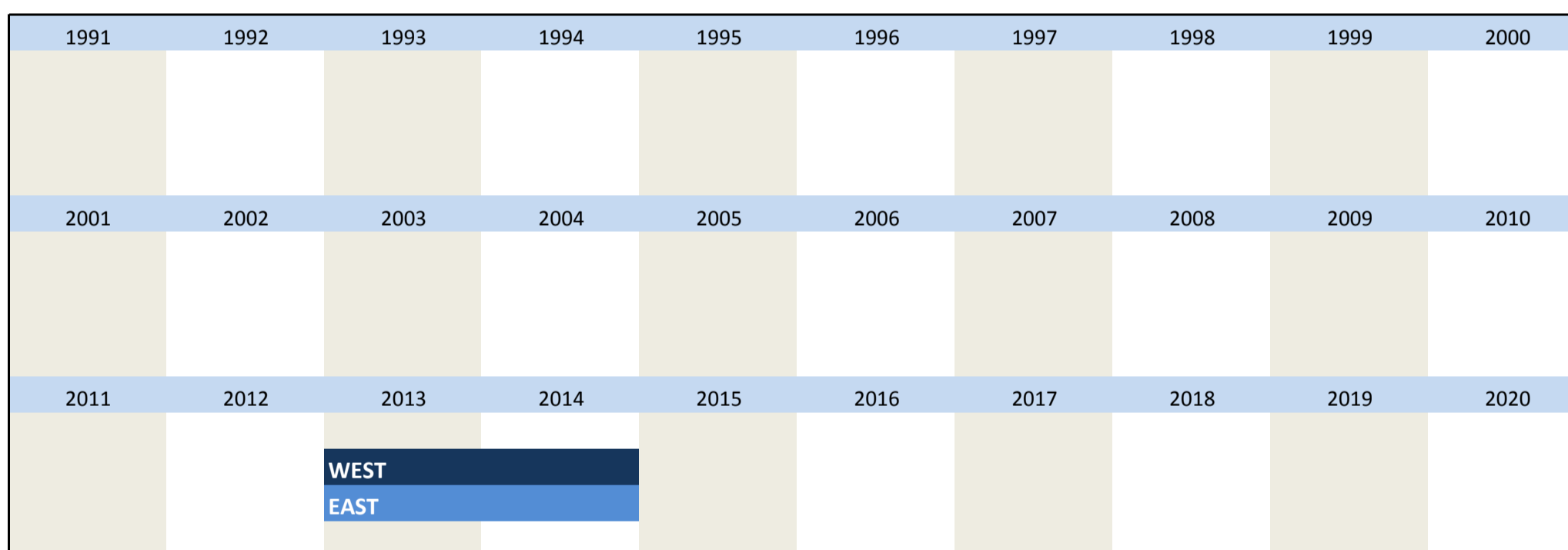
since 08/2013

We had difficulties filling the vacancies

yes [1] no [2]

Further information

Time span of variable



No.	Name	Label	Survey period	Survey frequency
3.4.52)	bau_employ	employee	West since 01/1991 East since 01/1991	monthly monthly

since 01/1991

During the next 3-4 months the number of our employees will

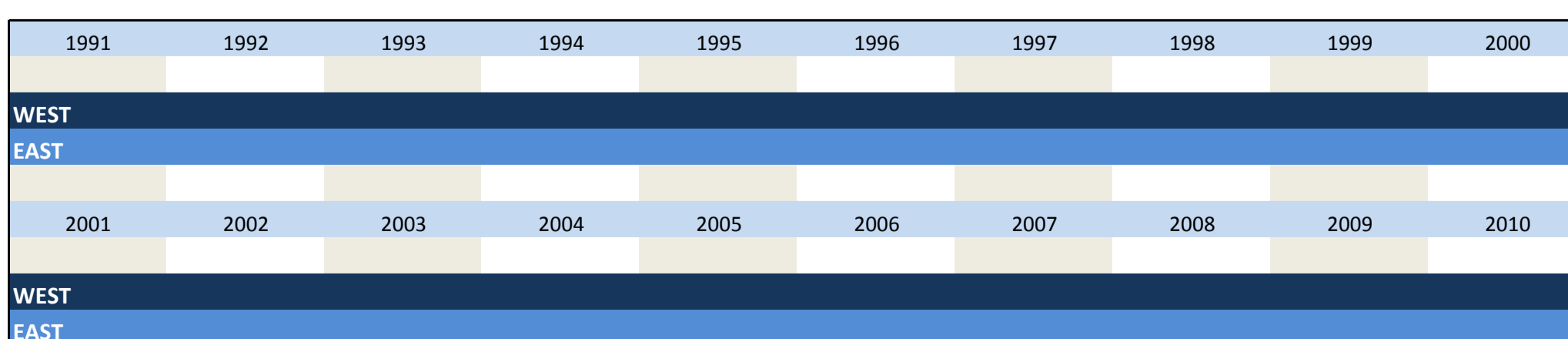
increasing [1] not changing [2] decreasing [3]

in total
thereof
employees

Further information

employees

Time span of variable



	2011	2012	2013	2014	2015	2016	2017	2018	2019	2020
WEST										
EAST										

No.	Name	Label	Survey period	Survey frequency
-----	------	-------	---------------	------------------

3.4.53)	bau_equiput1	equipment utilization (civil engineering) in %	West since 01/1991 East since 01/1991	monthly monthly
---------	---------------------	--	--	--------------------

<p>01/1991 to 11/2001</p> <p>In the month under report the utilization of our equipment (full utilization customary for the company=100%) was on average about</p> <p>all equipment:</p> <table border="1"> <tr> <td>30</td><td>40</td><td>50</td><td>60</td><td>70</td><td>75</td><td>80</td><td>85</td><td>90</td><td>95</td><td>100</td><td>more than 100%, in fact:</td> </tr> <tr> <td></td><td></td><td></td><td></td><td></td><td></td><td></td><td></td><td></td><td></td><td></td><td></td> </tr> <tr> <td>thereof:</td> <td></td><td></td><td></td><td></td><td></td><td></td><td></td><td></td><td></td><td></td><td></td> </tr> <tr> <td>- for civil engineering</td> <td></td><td></td><td></td><td></td><td></td><td></td><td></td><td></td><td></td><td></td><td></td> </tr> <tr> <td>- for building construction</td> <td></td><td></td><td></td><td></td><td></td><td></td><td></td><td></td><td></td><td></td><td></td> </tr> </table>	30	40	50	60	70	75	80	85	90	95	100	more than 100%, in fact:													thereof:												- for civil engineering												- for building construction												<p>Further information</p> <p>Capacity utilization in main construction trades</p> <p>Only in the main construction trades it is distinguished between civil engineering and building construction. This question does not exist for the prefabricated building construction</p>
30	40	50	60	70	75	80	85	90	95	100	more than 100%, in fact:																																																		
thereof:																																																													
- for civil engineering																																																													
- for building construction																																																													
<p>since 01/2002</p> <p>Lately the capacity utilization of our machines (full capacity utilization customary for the company=100%) was on average about</p> <p>all equipment:</p> <table border="1"> <tr> <td>30</td><td>40</td><td>50</td><td>60</td><td>70</td><td>75</td><td>80</td><td>85</td><td>90</td><td>95</td><td>100</td><td>more than 100%, in fact:</td> </tr> <tr> <td></td><td></td><td></td><td></td><td></td><td></td><td></td><td></td><td></td><td></td><td></td><td></td> </tr> <tr> <td>thereof:</td> <td></td><td></td><td></td><td></td><td></td><td></td><td></td><td></td><td></td><td></td><td></td> </tr> <tr> <td>- for civil engineering</td> <td></td><td></td><td></td><td></td><td></td><td></td><td></td><td></td><td></td><td></td><td></td> </tr> <tr> <td>- for building construction</td> <td></td><td></td><td></td><td></td><td></td><td></td><td></td><td></td><td></td><td></td><td></td> </tr> </table>	30	40	50	60	70	75	80	85	90	95	100	more than 100%, in fact:													thereof:												- for civil engineering												- for building construction												
30	40	50	60	70	75	80	85	90	95	100	more than 100%, in fact:																																																		
thereof:																																																													
- for civil engineering																																																													
- for building construction																																																													

Time span of variable

1991	1992	1993	1994	1995	1996	1997	1998	1999	2000
WEST									
EAST									
2001	2002	2003	2004	2005	2006	2007	2008	2009	2010
WEST									
EAST									
2011	2012	2013	2014	2015	2016	2017	2018	2019	2020
WEST									
EAST									

No.	Name	Label	Survey period	Survey frequency
-----	------	-------	---------------	------------------

3.4.54)	bau_fambus	family business	East and West 02/2014	once
---------	-------------------	-----------------	-----------------------	------

Wording of question

<p>02/2014</p> <p>D) For research purposes?</p> <p>Do you envision yourself as a family business? (This means a company whose voting capital is held predominately by one or more families that are connected)</p> <p><input type="checkbox"/> yes[1] <input type="checkbox"/> no[2]</p>	<p>Further Information</p>
---	-----------------------------------

Time span of variable

1980	1981	1982	1983	1984	1985	1986	1987	1988	1989
1990	1991	1992	1993	1994	1995	1996	1997	1998	1999
2000	2001	2002	2003	2004	2005	2006	2007	2008	2009

2010	2011	2012	2013	2014	2015	2016	2017	2018	2019
				WEST					
				EAST					

No.	Name	Label	Survey period	Survey frequency
-----	------	-------	---------------	------------------

3.4.55)	bau_flight_eur	importance of flight connections in Europe	West 03/2013 East 03/2013	once once
---------	----------------	--	------------------------------	--------------

Wording of question

03/2013	Further information								
Special question (once) How important for your company is a flight connection to destinations in Europe	Importance of flight connections to destinations in Europe								
<table border="1"> <tr> <td>very important</td> <td>important</td> <td>less important</td> <td>unimportant</td> </tr> <tr> <td>[1]</td> <td>[2]</td> <td>[3]</td> <td>[4]</td> </tr> </table>	very important	important	less important	unimportant	[1]	[2]	[3]	[4]	
very important	important	less important	unimportant						
[1]	[2]	[3]	[4]						

Time span of variable

1991	1992	1993	1994	1995	1996	1997	1998	1999	2000
2001	2002	2003	2004	2005	2006	2007	2008	2009	2010
2011	2012	2013	2014	2015	2016	2017	2018	2019	2020
		WEST							
		EAST							

No.	Name	Label	Survey period	Survey frequency
-----	------	-------	---------------	------------------

3.4.56)	bau_flight_ger	importance of flight connections in Germany	West 03/2013 East 03/2013	once once
---------	----------------	---	------------------------------	--------------

Wording of question

03/2013	Further information								
Special question (once) How important for your company is a flight connection to destinations in Germany	Importance of flight connections to destinations in Germany								
<table border="1"> <tr> <td>very important</td> <td>important</td> <td>less important</td> <td>unimportant</td> </tr> <tr> <td>[1]</td> <td>[2]</td> <td>[3]</td> <td>[4]</td> </tr> </table>	very important	important	less important	unimportant	[1]	[2]	[3]	[4]	
very important	important	less important	unimportant						
[1]	[2]	[3]	[4]						

Time span of variable

1991	1992	1993	1994	1995	1996	1997	1998	1999	2000
2001	2002	2003	2004	2005	2006	2007	2008	2009	2010
2011	2012	2013	2014	2015	2016	2017	2018	2019	2020
		WEST							
		EAST							

No.	Name	Label	Survey period	Survey frequency
-----	------	-------	---------------	------------------

3.4.57)	bau_flight_world	importance of flight connections worldwide	West 03/2013 East 03/2013	once once
---------	------------------	--	------------------------------	--------------

Wording of question

03/2013

Special question (once)
How important for your company is a flight connection to destinations

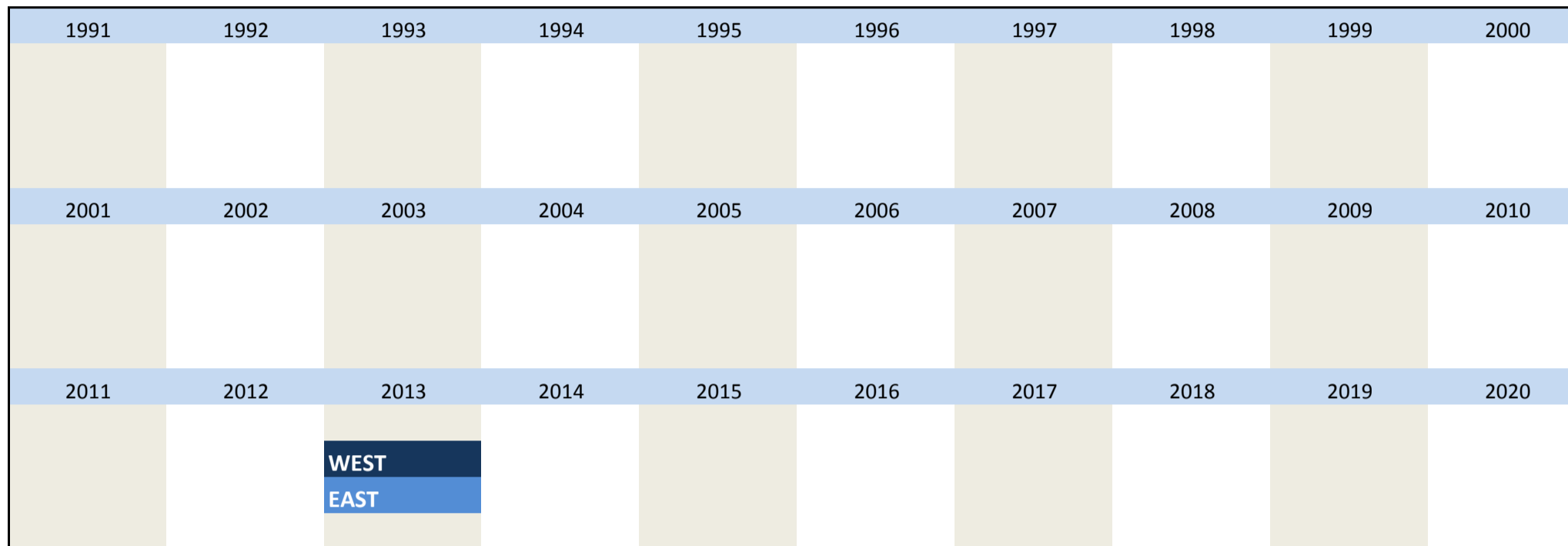
very important	important	less important	unimportant
[1]	[2]	[3]	[4]

worldwide

Further information

Importance of flight connections to destinations worldwide

Time span of variable



No.	Name	Label	Survey period	Survey frequency
3.4.58)	bau_indwork	industrial worker	West since 01/1991 East since 01/1991	monthly monthly

since 01/1991

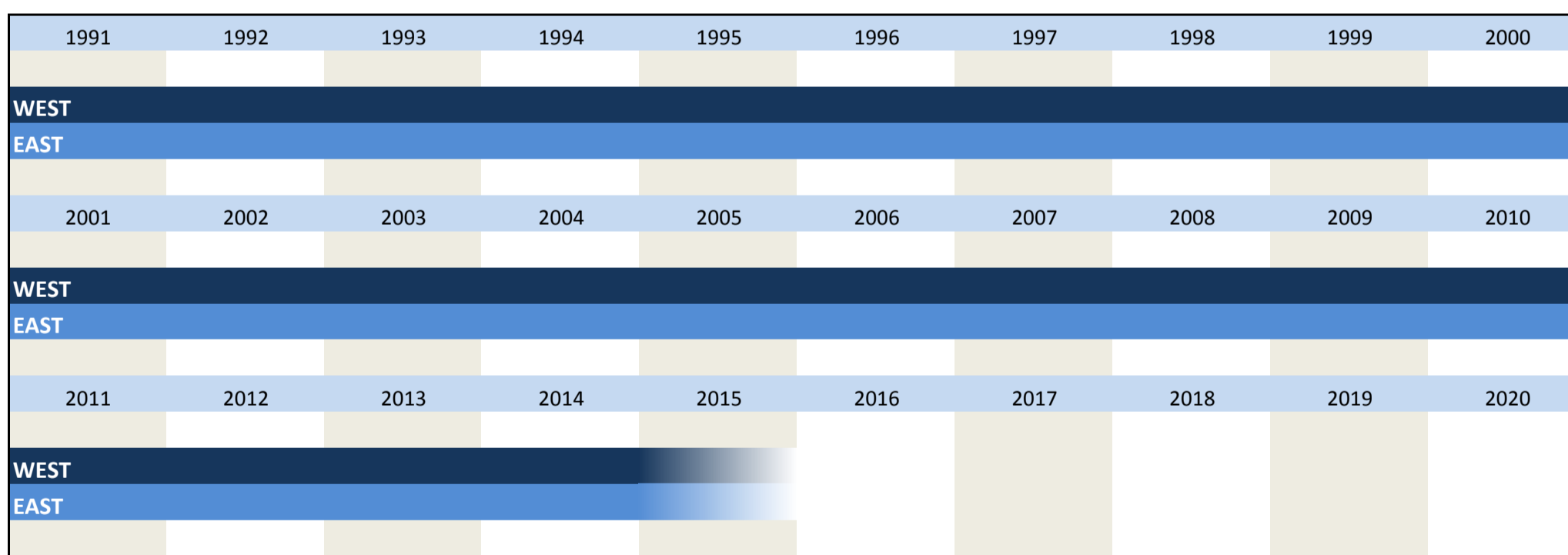
During the next 3-4 months the number of our employees will be

	increasing [1]	not changing [2]	decreasing [3]
in total	<input type="text"/>	<input type="text"/>	<input type="text"/>
thereof	<input type="text"/>	<input type="text"/>	<input type="text"/>
industrial workers	<input type="text"/>	<input type="text"/>	<input type="text"/>

Further information

industrial workers

Time span of variable



No.	Name	Label	Survey period	Survey frequency
3.4.59)	bau_inwo	industrial worker	East 01/2000 to 01/2001	annual survey, January

Wording of question

01/2000 to 01/2001


Employees
In year 20WW* the number of our industrial workers was on average _____

Further information

industrial workers

* "20WW" means this year
Example:
If the question was posed in December 2000 ,
"20WW"="2000".

Time span of variable



2001	2002	2003	2004	2005	2006	2007	2008	2009	2010
EAST									
2011	2012	2013	2014	2015	2016	2017	2018	2019	2020

No.	Name	Label	Survey period	Survey frequency
3.4.60)	bau_lackwo2	lack of work (comparison)	West 09/1991 to 09/1995	annual survey, September

Wording of question

<p>09/1991 to 09/1995</p> <p>Summer holidays Compared to summer of last year the number of the lack of work in July and August 19WW* has</p> <p style="text-align: center;"> <input type="checkbox"/> increased [1] <input type="checkbox"/> not changed [2] <input type="checkbox"/> decreased [3] </p>	<p>Further information</p> <p>Lack of work due to summer holidays compared to last year</p> <p>* "20WW" means this year Example: If the question was posed in September 1993 , "19WW"="1993".</p>
---	---

Time span of variable

1991	1992	1993	1994	1995	1996	1997	1998	1999	2000
WEST									
2001	2002	2003	2004	2005	2006	2007	2008	2009	2010
2011	2012	2013	2014	2015	2016	2017	2018	2019	2020

No.	Name	Label	Survey period	Survey frequency
3.4.61)	bau_lackwoper	number lack of work in %	West 09/1991 to 09/1995	annual survey, September

Wording of question

<p>09/1991 to 09/1995</p> <p>Summer holidays This year in July and August the lack of work due to holidays was about _____% of the working hours of all employees</p>	<p>Further information</p> <p>Lack of work due to summer holidays</p>
--	--

Time span of variable

1991	1992	1993	1994	1995	1996	1997	1998	1999	2000
WEST									
2001	2002	2003	2004	2005	2006	2007	2008	2009	2010
2011	2012	2013	2014	2015	2016	2017	2018	2019	2020

No.	Name	Label	Survey period	Survey frequency
3.4.62)	bau_latecomer	latecomer	West 01/1991 to 12/1995	monthly

1991	1992	1993	1994	1995	1996	1997	1998	1999	2000	Further information
WEST										Latecomer [N]
2001	2002	2003	2004	2005	2006	2007	2008	2009	2010	
2011	2012	2013	2014	2015	2016	2017	2018	2019	2020	

No.	Name	Label	Survey period	Survey frequency
3.4.63)	bau_numwor	number of workers	West since 12/2002 East since 12/2002	annual survey, December** annual survey, December**

Wording of question

since 12/2002	Further information
Employees In year 20WW* the average number of our workers was _____	number of workers (for main construction trades) * "20WW" means this year Example: If the question was posed in December 2003 , "20WW"="2003".

Time span of variable

1991	1992	1993	1994	1995	1996	1997	1998	1999	2000	Further information
WEST										--> Only for the west the predecessor of the variable numwor was the variable 3.92) salvol7 (12/1996 to 12/2000).
2001	2002	2003	2004	2005	2006	2007	2008	2009	2010	
2011	2012	2013	2014	2015	2016	2017	2018	2019	2020	
WEST										****The data is inquired annually in December but appears in the datasets monthly since 06/2009. This data is taken from the previous December.
EAST										
WEST										
EAST										

No.	Name	Label	Survey period	Survey frequency
3.4.64)	bau_ovtim	overtime	West since 10/1991 East since 10/2001	annual survey, October annual survey, October

Wording of question

10/1991 to 10/2001	Further information
Overtime In the month under report overtime was worked in our company yes [1] <input type="text"/> no [2] <input type="text"/>	Overtime (for main construction trades)
since 10/2002 Overtime In September overtime was worked in our company yes [1] <input type="text"/> no [2] <input type="text"/>	

Time span of variable

1991	1992	1993	1994	1995	1996	1997	1998	1999	2000
WEST									
2001	2002	2003	2004	2005	2006	2007	2008	2009	2010
WEST									
EAST									
2011	2012	2013	2014	2015	2016	2017	2018	2019	2020
WEST									

EAST

No.	Name	Label	Survey period	Survey frequency
-----	------	-------	---------------	------------------

3.4.65)	bau_ovtimper	overtime in %	West since 10/1991 East since 10/2001	annual survey, October annual survey, October
---------	---------------------	---------------	--	--

Wording of question

<p>10/1991 to 10/2001</p> <p>Overtime In the month under report overtime was worked in our company If yes: approximately _____% of the total working hours were worked overtime</p>	<p>Further information</p> <p>Overtime in % (for main construction trades)</p>
<p>since 10/2002</p> <p>Overtime In September overtime was worked in our company If yes: approximately _____% of the total working hours were worked overtime</p>	

Time span of variable

1991	1992	1993	1994	1995	1996	1997	1998	1999	2000
WEST									
2001	2002	2003	2004	2005	2006	2007	2008	2009	2010
WEST									
EAST									
2011	2012	2013	2014	2015	2016	2017	2018	2019	2020
WEST				EAST					

No.	Name	Label	Survey period	Survey frequency
-----	------	-------	---------------	------------------

3.4.66)	bau_pcgc_gen	We regularly act as prime/ general contractor (in general)	West since 06/2013 East since 06/2013	annual survey, June annual survey, June
---------	---------------------	---	--	--

Wording of question

<p>since 06/2013</p> <p>Prime-/ general contractor services a) we regularly act....</p> <p style="text-align: center;">in general</p> <p style="text-align: center;">yes [1] <input type="text"/></p> <p style="text-align: center;">as prime or general contractor</p> <p style="text-align: center;">no [2] <input type="text"/></p>	<p>Further information</p> <p>Regular work as prime/ general contractor (in general)</p>

Time span of variable

1991	1992	1993	1994	1995	1996	1997	1998	1999	2000
2001	2002	2003	2004	2005	2006	2007	2008	2009	2010
2011	2012	2013	2014	2015	2016	2017	2018	2019	2020
		WEST		EAST					

No.	Name	Label	Survey period	Survey frequency
-----	------	-------	---------------	------------------

3.4.67)	bau_pcgc_pub	We regularly act as prime/ general contractor	West since 06/2013	annual survey, June
---------	---------------------	---	--------------------	---------------------

Wording of question

since 06/2013

Prime-/ general contractor services
a) we regularly act....

for public principals

as prime/ general contractor yes [1]

no [2]

Further information
Regular work as prime/ general contractors (public principals)

Time span of variable

1991	1992	1993	1994	1995	1996	1997	1998	1999	2000
2001	2002	2003	2004	2005	2006	2007	2008	2009	2010
2011	2012	2013	2014	2015	2016	2017	2018	2019	2020

WEST
EAST

No.	Name	Label	Survey period	Survey frequency
3.4.68)	bau_phcaw	plant holidays: cessation of all work	West since 12/1991 East since 12/2002	annual survey*, December annual survey, December

Wording of question

since 12/1991

Plant holidays
During the summer months we have plant holidays with cessation of all work

yes [1] no [2]

Further information
plant holidays: cessation of all work
(for main construction trades)

*No inquiry in 12/2001

Time span of variable

1991	1992	1993	1994	1995	1996	1997	1998	1999	2000
WEST									
2001	2002	2003	2004	2005	2006	2007	2008	2009	2010
WEST									
EAST									
2011	2012	2013	2014	2015	2016	2017	2018	2019	2020
WEST									
EAST									

No.	Name	Label	Survey period	Survey frequency
3.4.69)	bau_phcwbr	plant holidays: cessation of work of singular branches	West since 12/1991 East since 12/2002	annual survey*, December annual survey, December

Wording of question

since 12/1991

Plant holidays
During the summer months we have plant holidays with cessation of construction operations of singular branches

yes [1] no [2]

Further information
Plant holidays: cessation of work of singular branches
(for main construction trades)

*no inquiry in 12/2001

Time span of variable

1991	1992	1993	1994	1995	1996	1997	1998	1999	2000
------	------	------	------	------	------	------	------	------	------

WEST									
2001	2002	2003	2004	2005	2006	2007	2008	2009	2010
WEST									
EAST									
2011	2012	2013	2014	2015	2016	2017	2018	2019	2020
WEST				EAST					
WEST				EAST					

No.	Name	Label	Survey period	Survey frequency
3.4.70)	bau_phdur	plant holidays: duration in weeks	West since 12/1991 East since 12/2002	annual survey*, December annual survey, December

Wording of question

<p>since 12/1991</p> <p>Plant holidays</p> <p>The duration of the plant holidays is:</p> <p>1 week [1]</p> <p>2 weeks [2]</p> <p>3 weeks [3]</p> <p>4 weeks [4]</p>	<p>Further information</p> <p>Plant holidays in weeks (for main construction trades)</p> <p>*no inquiry in 12/2001</p>
--	--

Time span of variable

1991	1992	1993	1994	1995	1996	1997	1998	1999	2000
WEST									
2001	2002	2003	2004	2005	2006	2007	2008	2009	2010
WEST									
EAST									
2011	2012	2013	2014	2015	2016	2017	2018	2019	2020
WEST				EAST					
WEST				EAST					

No.	Name	Label	Survey period	Survey frequency
3.4.71)	bau_phintr	year of introduction of plant holidays	West 12/2002 to 12/2008 East 12/2002 to 12/2008	annual survey, December annual survey, December

Wording of question

<p>since 12/2002</p> <p>Plant holidays</p> <p>The plant holidays were introduced in year _____</p>	<p>Further information</p> <p>year of introduction of plant holidays (for main construction trades)</p> <p>year, 4 digits</p> <p>*no inquiry in 12/2001</p>
---	---

Time span of variable

1991	1992	1993	1994	1995	1996	1997	1998	1999	2000
WEST									
2001	2002	2003	2004	2005	2006	2007	2008	2009	2010
WEST									
EAST									
2011	2012	2013	2014	2015	2016	2017	2018	2019	2020
WEST				EAST					
WEST				EAST					

No.	Name	Label	Survey period	Survey frequency
3.4.72)	bau_phm	plant holidays: month (labels valid until 12/2000,	West since 12/1991 East since 12/2002	annual survey*, December annual survey, December

Wording of question

afterwards: June)

<p>12/1991 to 12/2000</p> <p>Plant holidays The plant holidays are in:</p> <p style="text-align: center;"> <input type="checkbox"/> June [1] <input type="checkbox"/> July [2] <input type="checkbox"/> August [3] <input type="checkbox"/> September [4] </p> <p style="text-align: right;">all construction operations</p>	<p>Further information</p> <p>Plant holidays: month / June (for main construction trades)</p> <p>12/2002 to 12/2008 and since 12/2012</p> <p>[1] June [2] July [3] August [4] September [5] June/July [6] July/August [7] August/September [8] other answers**</p>																																																																																
<p>Time span of variable</p> <table border="1" style="width: 100%; text-align: center;"> <tr><th>1991</th><th>1992</th><th>1993</th><th>1994</th><th>1995</th><th>1996</th><th>1997</th><th>1998</th><th>1999</th><th>2000</th></tr> <tr><td>WEST</td><td></td><td></td><td></td><td></td><td></td><td></td><td></td><td></td><td></td></tr> <tr><td>2001</td><td>2002</td><td>2003</td><td>2004</td><td>2005</td><td>2006</td><td>2007</td><td>2008</td><td>2009</td><td>2010</td></tr> <tr><td>WEST</td><td></td><td></td><td></td><td></td><td></td><td></td><td></td><td></td><td></td></tr> <tr><td></td><td>EAST</td><td></td><td></td><td></td><td></td><td></td><td></td><td></td><td></td></tr> <tr><td>2011</td><td>2012</td><td>2013</td><td>2014</td><td>2015</td><td>2016</td><td>2017</td><td>2018</td><td>2019</td><td>2020</td></tr> <tr><td>WEST</td><td></td><td></td><td></td><td></td><td></td><td></td><td></td><td></td><td></td></tr> <tr><td>EAST</td><td></td><td></td><td></td><td></td><td></td><td></td><td></td><td></td><td></td></tr> </table>	1991	1992	1993	1994	1995	1996	1997	1998	1999	2000	WEST										2001	2002	2003	2004	2005	2006	2007	2008	2009	2010	WEST											EAST									2011	2012	2013	2014	2015	2016	2017	2018	2019	2020	WEST										EAST										<p>12/1991 to 12/2000 and 12/2009 to 12/2011</p> <p>[1] June [2] July [3] August [4] September [5] June/July [6] July/August [7] August/September</p> <p>*no inquiry in in 12/2001</p> <p>** In 2012 [8] "other answers" also contains the cases in which no month was ticked off</p>
1991	1992	1993	1994	1995	1996	1997	1998	1999	2000																																																																								
WEST																																																																																	
2001	2002	2003	2004	2005	2006	2007	2008	2009	2010																																																																								
WEST																																																																																	
	EAST																																																																																
2011	2012	2013	2014	2015	2016	2017	2018	2019	2020																																																																								
WEST																																																																																	
EAST																																																																																	

No.	Name	Label	Survey period	Survey frequency
3.4.73)	bau_prcoco	prime costs covering	West since 01/1991 East since 01/1991	monthly monthly

<p>01/1991 to 11/2001</p> <p>In the month under report the prices of construction obtained on the market were</p> <p style="text-align: center;"> <input type="checkbox"/> more than prime costs covering [1] <input type="checkbox"/> prime costs covering [2] <input type="checkbox"/> not prime costs covering [3] </p>	<p>Further information</p> <p>Obtainable prices of construction</p> <p>* for main construction trades ** prefabricated building construction</p>																																																																																										
<p>since 01/2002</p> <p>Currently*/ in the month under report** the obtained prices of construction were</p> <p style="text-align: center;"> <input type="checkbox"/> more than prime costs covering [1] <input type="checkbox"/> prime costs covering [2] <input type="checkbox"/> not prime costs covering[3] </p>																																																																																											
<p>Time span of variable</p> <table border="1" style="width: 100%; text-align: center;"> <tr><th>1991</th><th>1992</th><th>1993</th><th>1994</th><th>1995</th><th>1996</th><th>1997</th><th>1998</th><th>1999</th><th>2000</th></tr> <tr><td>WEST</td><td></td><td></td><td></td><td></td><td></td><td></td><td></td><td></td><td></td></tr> <tr><td>EAST</td><td></td><td></td><td></td><td></td><td></td><td></td><td></td><td></td><td></td></tr> <tr><td>2001</td><td>2002</td><td>2003</td><td>2004</td><td>2005</td><td>2006</td><td>2007</td><td>2008</td><td>2009</td><td>2010</td></tr> <tr><td>WEST</td><td></td><td></td><td></td><td></td><td></td><td></td><td></td><td></td><td></td></tr> <tr><td>EAST</td><td></td><td></td><td></td><td></td><td></td><td></td><td></td><td></td><td></td></tr> <tr><td>2011</td><td>2012</td><td>2013</td><td>2014</td><td>2015</td><td>2016</td><td>2017</td><td>2018</td><td>2019</td><td>2020</td></tr> <tr><td>WEST</td><td></td><td></td><td></td><td></td><td></td><td></td><td></td><td></td><td></td></tr> <tr><td>EAST</td><td></td><td></td><td></td><td></td><td></td><td></td><td></td><td></td><td></td></tr> </table>	1991	1992	1993	1994	1995	1996	1997	1998	1999	2000	WEST										EAST										2001	2002	2003	2004	2005	2006	2007	2008	2009	2010	WEST										EAST										2011	2012	2013	2014	2015	2016	2017	2018	2019	2020	WEST										EAST										
1991	1992	1993	1994	1995	1996	1997	1998	1999	2000																																																																																		
WEST																																																																																											
EAST																																																																																											
2001	2002	2003	2004	2005	2006	2007	2008	2009	2010																																																																																		
WEST																																																																																											
EAST																																																																																											
2011	2012	2013	2014	2015	2016	2017	2018	2019	2020																																																																																		
WEST																																																																																											
EAST																																																																																											

No.	Name	Label	Survey period	Survey frequency
3.4.74)	bau_probl_pub	Are there problems regarding public procurement law (public clients)	West since 06/2013 East since 06/2013	annual survey, June annual survey, June

Wording of question

<p>since 06/2013</p>	<p>Further information</p>
----------------------	-----------------------------------

Prime-/ general contractor services
 c) Are there problems regarding public procurement law for public clients?


for public principals

yes [1]

no [2]

Problems regarding public procurement law (public clients)

Time span of variable



No.	Name	Label	Survey period	Survey frequency
-----	------	-------	---------------	------------------

3.4.75)	bau_prop_gen	Propensity for placing orders with prime/ general contractors (in general)	West since 06/2013 East since 06/2013	annual survey, June annual survey, June
---------	--------------	--	--	--

Wording of question

since 06/2013

Prime-/ general contractor services

b) During the last years the propensity of principals to place orders as prime/ general contractors has

in general

increased [1]


not changed [2]

decreased [3]

Further information

Propensity for placing orders with prime/ general contractors (in general)

Time span of variable



No.	Name	Label	Survey period	Survey frequency
-----	------	-------	---------------	------------------

3.4.76)	bau_prop_pub	Propensity for placing orders with prime/ general contractors (public clients)	West since 06/2013 East since 06/2013	annual survey, June annual survey, June
---------	--------------	--	--	--

Wording of question

since 06/2013

Prime-/ general contractor services

b) During the last years the propensity of principals to place orders as prime/ general contractors has

for public principals

increased [1]

not changed [2]

Further information

Propensity for placing orders with prime/ general contractors (public principals)

decreased [3]

Time span of variable

1991	1992	1993	1994	1995	1996	1997	1998	1999	2000
2001	2002	2003	2004	2005	2006	2007	2008	2009	2010
2011	2012	2013	2014	2015	2016	2017	2018	2019	2020

WEST
EAST

No.	Name	Label	Survey period	Survey frequency
-----	------	-------	---------------	------------------

3.4.77)	bau_prpa1	precast parts: utilization	West since 10/1991 East since 10/2001	annual survey, October annual survey, October
---------	------------------	----------------------------	--	--

Wording of question

<p>since 10/1991</p> <p>Utilization of precast parts in "conventional" construction</p> <p>For our "conventional" constructions we also use precast parts (flights of stairs, façade elements, prefabricated ceilings, light shafts for cellars, canalization and shaft construction elements*, túbings and so forth)</p> <p>yes [1] <input type="text"/> no [2] <input type="text"/></p>	<p>Further information</p> <p>Utilization of precast parts (for main construction trades)</p> <p>* Addition "canalization and shaft construction elements" since 10/1996</p>
---	---

Time span of variable

1991	1992	1993	1994	1995	1996	1997	1998	1999	2000
WEST									
2001	2002	2003	2004	2005	2006	2007	2008	2009	2010
WEST									
EAST									
2011	2012	2013	2014	2015	2016	2017	2018	2019	2020
WEST									
EAST									

No.	Name	Label	Survey period	Survey frequency
-----	------	-------	---------------	------------------

3.4.78)	bau_prpacvm	precast parts: % of construction volumen at the moment	West since 10/1991 East since 10/2001	annual survey, October annual survey, October
---------	--------------------	---	--	--

Wording of question

<p>since 10/1991</p> <p>Utilization of precast parts in "conventional" construction</p> <p>For our "conventional" constructions we also use precast parts (flights of stairs, façade elements, prefabricated ceilings, light shafts for cellars, canalization and shaft construction elements*, túbings and so forth)</p> <p>If yes:</p> <p>Precast parts currently account for about [...] of the total construction value _____ %</p>	<p>Further information</p> <p>Percentage of precast parts of the construction volume (for main construction trades)</p> <p>* Addition "canalization and shaft construction elements" since 10/1996</p>
--	---

Time span of variable

1991	1992	1993	1994	1995	1996	1997	1998	1999	2000
WEST									
2001	2002	2003	2004	2005	2006	2007	2008	2009	2010
WEST									
EAST									
2011	2012	2013	2014	2015	2016	2017	2018	2019	2020

WEST					
EAST					

No.	Name	Label	Survey period	Survey frequency
-----	------	-------	---------------	------------------

3.4.79)	bau_prpacvy	precast parts: % of construction volumen whole year	West since 10/1991 East since 10/2001	annual survey, October annual survey, October
---------	-------------	--	--	--

Wording of question

<p>since 10/1991</p> <p>Utilization of precast parts in "conventional" construction</p> <p>For our "conventional" constructions we also use precast parts (flights of stairs, façade elements, prefabricated ceilings, light shafts for cellars, canalization and shaft construction elements*, túbings and so forth)</p> <p>If yes:</p> <p>The share of precast parts to the total construction value is circa <input type="text"/> %</p> <p>19/20XX** approximately _____ %</p>	<p>Further information</p> <p>precast parts: % of construction volume last year (for main construction trades)</p> <p>* Addition "canalization and shaft construction elements" since 10/1996</p> <p>** "20XX" means last year</p> <p>Example:</p> <p>If the question was posed in October 2003 , "20XX"="2002".</p>
--	--

Time span of variable

1991	1992	1993	1994	1995	1996	1997	1998	1999	2000
WEST									
2001	2002	2003	2004	2005	2006	2007	2008	2009	2010
WEST									
EAST									
2011	2012	2013	2014	2015	2016	2017	2018	2019	2020
WEST									
EAST									

No.	Name	Label	Survey period	Survey frequency
-----	------	-------	---------------	------------------

3.4.80)	bau_salvol1	sales volume in %: road construction	West 12/1996 to 12/2000 West and East since 06/2009	annual survey, December annual survey, December****
---------	-------------	--------------------------------------	--	--

Wording of question

<p>since 12/1996</p> <p>Information for weighting purposes</p> <p>As foundation for the weighting of your information in 19/20YY* we ask for information how the revenue you made so far in 19WW** is distributed among the following construction sector (estimate is sufficient)</p> <p>road construction _____ %</p>	<p>Further information</p> <p>sales volume in %: road construction (for main construction trades)</p> <p>* "19YY" means next year</p> <p>Example:</p> <p>If the question was posed in December 1998 , "19YY"="1999".</p>
--	--

Time span of variable

1991	1992	1993	1994	1995	1996	1997	1998	1999	2000
					WEST				
2001	2002	2003	2004	2005	2006	2007	2008	2009	2010
								WEST	
								EAST	
2011	2012	2013	2014	2015	2016	2017	2018	2019	2020
WEST									
EAST									

<p>** "19WW" means this year</p> <p>Example:</p> <p>If the question was posed in December 1998 , "19WW"="1998".</p> <p>*** 12/1996 to 12/2000 record type 1</p> <p>****The data is inquired annually in December but appears in the datasets monthly since 06/2009. This data is taken from the previous December.</p>

No.	Name	Label	Survey period	Survey frequency
-----	------	-------	---------------	------------------

3.4.81)	bau_salvol2	sales volume in %: other civil engineering	West 12/1996 to 12/2000 West and East since 06/2009	annual survey, December annual survey, December****
---------	-------------	--	--	--

Wording of question

since 12/1996	Further information
---------------	----------------------------

<p>Information for weighting purposes As foundation for the weighting of your information in 19/20YY* we ask for information how the revenue you made so far in 19WW** is distributed among the following construction sector (estimate is sufficient)</p> <p style="text-align: center;">other civil engineering _____ %</p>										<p>sales volume in %: other civil engineering (for main construction trades)</p> <p>* "19YY" means next year Example: If the question was posed in December 1998 , "19YY"="1999".</p>																																																																																
<p>Time span of variable</p> <table border="1" style="width: 100%; text-align: center;"> <tr><td>1991</td><td>1992</td><td>1993</td><td>1994</td><td>1995</td><td>1996</td><td>1997</td><td>1998</td><td>1999</td><td>2000</td></tr> <tr><td></td><td></td><td></td><td></td><td></td><td>WEST</td><td></td><td></td><td></td><td></td></tr> <tr><td>2001</td><td>2002</td><td>2003</td><td>2004</td><td>2005</td><td>2006</td><td>2007</td><td>2008</td><td>2009</td><td>2010</td></tr> <tr><td></td><td></td><td></td><td></td><td></td><td></td><td></td><td></td><td>WEST</td><td></td></tr> <tr><td></td><td></td><td></td><td></td><td></td><td></td><td></td><td></td><td>EAST</td><td></td></tr> <tr><td>2011</td><td>2012</td><td>2013</td><td>2014</td><td>2015</td><td>2016</td><td>2017</td><td>2018</td><td>2019</td><td>2020</td></tr> <tr><td>WEST</td><td></td><td></td><td></td><td></td><td></td><td></td><td></td><td></td><td></td></tr> <tr><td>EAST</td><td></td><td></td><td></td><td></td><td></td><td></td><td></td><td></td><td></td></tr> </table>										1991	1992	1993	1994	1995	1996	1997	1998	1999	2000						WEST					2001	2002	2003	2004	2005	2006	2007	2008	2009	2010									WEST										EAST		2011	2012	2013	2014	2015	2016	2017	2018	2019	2020	WEST										EAST										<p>** "19WW" means this year Example: If the question was posed in December 1998 , "19WW"="1998".</p> <p>*** 12/1996 to 12/2000 record type 1</p> <p>****The data is inquired annually in December but appears in the datasets monthly since 06/2009. This data is taken from the previous December.</p>
1991	1992	1993	1994	1995	1996	1997	1998	1999	2000																																																																																	
					WEST																																																																																					
2001	2002	2003	2004	2005	2006	2007	2008	2009	2010																																																																																	
								WEST																																																																																		
								EAST																																																																																		
2011	2012	2013	2014	2015	2016	2017	2018	2019	2020																																																																																	
WEST																																																																																										
EAST																																																																																										

No.	Name	Label	Survey period	Survey frequency
3.4.82)	bau_salvol3	sales volume in %: public civil engineering	West 12/1996 to 12/2000 West and East since 06/2009	annual survey, December annual survey, December****

Wording of question

<p>since 12/1996</p> <p>Information for weighting purposes As foundation for the weighting of your information in 19/20YY* we ask for information how the revenue you made so far in 19WW** is distributed among the following construction sector (estimate is sufficient)</p> <p style="text-align: center;">public civil engineering _____ %</p>										<p>Further information</p> <p>sales volume in %: public civil engineering (for main construction trades)</p> <p>* "19YY" means next year Example: If the question was posed in December 1998 , "19YY"="1999".</p>																																																																																
<p>Time span of variable</p> <table border="1" style="width: 100%; text-align: center;"> <tr><td>1991</td><td>1992</td><td>1993</td><td>1994</td><td>1995</td><td>1996</td><td>1997</td><td>1998</td><td>1999</td><td>2000</td></tr> <tr><td></td><td></td><td></td><td></td><td></td><td>WEST</td><td></td><td></td><td></td><td></td></tr> <tr><td>2001</td><td>2002</td><td>2003</td><td>2004</td><td>2005</td><td>2006</td><td>2007</td><td>2008</td><td>2009</td><td>2010</td></tr> <tr><td></td><td></td><td></td><td></td><td></td><td></td><td></td><td></td><td>WEST</td><td></td></tr> <tr><td></td><td></td><td></td><td></td><td></td><td></td><td></td><td></td><td>EAST</td><td></td></tr> <tr><td>2011</td><td>2012</td><td>2013</td><td>2014</td><td>2015</td><td>2016</td><td>2017</td><td>2018</td><td>2019</td><td>2020</td></tr> <tr><td>WEST</td><td></td><td></td><td></td><td></td><td></td><td></td><td></td><td></td><td></td></tr> <tr><td>EAST</td><td></td><td></td><td></td><td></td><td></td><td></td><td></td><td></td><td></td></tr> </table>										1991	1992	1993	1994	1995	1996	1997	1998	1999	2000						WEST					2001	2002	2003	2004	2005	2006	2007	2008	2009	2010									WEST										EAST		2011	2012	2013	2014	2015	2016	2017	2018	2019	2020	WEST										EAST										<p>** "19WW" means this year Example: If the question was posed in December 1998 , "19WW"="1998".</p> <p>*** 12/1996 to 12/2000 record type 1</p> <p>****The data is inquired annually in December but appears in the datasets monthly since 06/2009. This data is taken from the previous December.</p>
1991	1992	1993	1994	1995	1996	1997	1998	1999	2000																																																																																	
					WEST																																																																																					
2001	2002	2003	2004	2005	2006	2007	2008	2009	2010																																																																																	
								WEST																																																																																		
								EAST																																																																																		
2011	2012	2013	2014	2015	2016	2017	2018	2019	2020																																																																																	
WEST																																																																																										
EAST																																																																																										

No.	Name	Label	Survey period	Survey frequency
3.4.83)	bau_salvol4	sales volume in %: industrial civil engineering	West 12/1996 to 12/2000 West and East since 06/2009	annual survey, December annual survey, December****

Wording of question

<p>since 12/1996</p> <p>Information for weighting purposes As foundation for the weighting of your information in 19/20YY* we ask for information how the revenue you made so far in 19WW** is distributed among the following construction sector (estimate is sufficient)</p> <p style="text-align: center;">industrial civil engineering _____ %</p>										<p>Further information</p> <p>sales volume in %: industrial civil engineering (for main construction trades)</p> <p>* "19YY" means next year Example: If the question was posed in December 1998 , "19YY"="1999".</p>																				
<p>Time span of variable</p> <table border="1" style="width: 100%; text-align: center;"> <tr><td>1991</td><td>1992</td><td>1993</td><td>1994</td><td>1995</td><td>1996</td><td>1997</td><td>1998</td><td>1999</td><td>2000</td></tr> <tr><td></td><td></td><td></td><td></td><td></td><td>WEST</td><td></td><td></td><td></td><td></td></tr> </table>										1991	1992	1993	1994	1995	1996	1997	1998	1999	2000						WEST					<p>** "19WW" means this year Example: If the question was posed in December 1998 , "19WW"="1998".</p> <p>*** 12/1996 to 12/2000 record type 1</p>
1991	1992	1993	1994	1995	1996	1997	1998	1999	2000																					
					WEST																									

2001	2002	2003	2004	2005	2006	2007	2008	2009	2010
								WEST	
								EAST	
2011	2012	2013	2014	2015	2016	2017	2018	2019	2020
WEST									
EAST									

****The data is inquired annually in December but appears in the datasets monthly since 06/2009.
This data is taken from the previous December.

No.	Name	Label	Survey period	Survey frequency
3.4.84)	bau_salvol5	sales volume in %: domestic construction	West 12/1996 to 12/2000 West and East since 06/2009	annual survey, December annual survey, December****

Wording of question

<p>since 12/1996</p> <p>Information for weighting purposes As foundation for the weighting of your information in 19/20YY* we ask for information how the revenue you made so far in 19WW** is distributed among the following construction sector (estimate is sufficient)</p> <p>total residential construction _____ %</p>	<p>Further information</p> <p>sales volume in %: residential construction (for main construction trades)</p> <p>* "19YY" means next year Example: If the question was posed in December 1998 , "19YY"="1999".</p> <p>** "19WW" means this year Example: If the question was posed in December 1998 , "19WW"="1998".</p> <p>*** 12/1996 to 12/2000 record type 1</p> <p>****The data is inquired annually in December but appears in the datasets monthly since 06/2009. This data is taken from the previous December.</p>																																																																																
<p>Time span of variable</p> <table border="1"> <tr> <td>1991</td><td>1992</td><td>1993</td><td>1994</td><td>1995</td><td>1996</td><td>1997</td><td>1998</td><td>1999</td><td>2000</td> </tr> <tr> <td></td><td></td><td></td><td></td><td></td><td>WEST</td><td></td><td></td><td></td><td></td> </tr> <tr> <td>2001</td><td>2002</td><td>2003</td><td>2004</td><td>2005</td><td>2006</td><td>2007</td><td>2008</td><td>2009</td><td>2010</td> </tr> <tr> <td></td><td></td><td></td><td></td><td></td><td></td><td></td><td></td><td>WEST</td><td></td> </tr> <tr> <td></td><td></td><td></td><td></td><td></td><td></td><td></td><td></td><td>EAST</td><td></td> </tr> <tr> <td>2011</td><td>2012</td><td>2013</td><td>2014</td><td>2015</td><td>2016</td><td>2017</td><td>2018</td><td>2019</td><td>2020</td> </tr> <tr> <td>WEST</td><td></td><td></td><td></td><td></td><td></td><td></td><td></td><td></td><td></td> </tr> <tr> <td>EAST</td><td></td><td></td><td></td><td></td><td></td><td></td><td></td><td></td><td></td> </tr> </table>	1991	1992	1993	1994	1995	1996	1997	1998	1999	2000						WEST					2001	2002	2003	2004	2005	2006	2007	2008	2009	2010									WEST										EAST		2011	2012	2013	2014	2015	2016	2017	2018	2019	2020	WEST										EAST										
1991	1992	1993	1994	1995	1996	1997	1998	1999	2000																																																																								
					WEST																																																																												
2001	2002	2003	2004	2005	2006	2007	2008	2009	2010																																																																								
								WEST																																																																									
								EAST																																																																									
2011	2012	2013	2014	2015	2016	2017	2018	2019	2020																																																																								
WEST																																																																																	
EAST																																																																																	

No.	Name	Label	Survey period	Survey frequency
3.4.85)	bau_salvol6	sales volume in %: buildings with 3 or more flats	West 12/1996 to 12/1999	annual survey, December

Wording of question

<p>12/1996 to 12/1999</p> <p>Information for weighting purposes As foundation for the weighting of your information in 19/20YY* we ask for information how the revenue you made so far in 19WW** is distributed among the following construction sector (estimate is sufficient)</p> <p>residential construction thereof buildings with 3 or more flats _____ %</p>	<p>Further information</p> <p>sales volume in %: buildings with 3 or more flats</p> <p>* "19YY" means next year Example: If the question was posed in December 1998 , "19YY"="1999".</p> <p>** "19WW" means this year Example: If the question was posed in December 1998 , "19WW"="1998".</p> <p>*** 12/1996 to 12/2000 record type 1</p>																																																												
<p>Time span of variable</p> <table border="1"> <tr> <td>1991</td><td>1992</td><td>1993</td><td>1994</td><td>1995</td><td>1996</td><td>1997</td><td>1998</td><td>1999</td><td>2000</td> </tr> <tr> <td></td><td></td><td></td><td></td><td></td><td>WEST</td><td></td><td></td><td></td><td></td> </tr> <tr> <td>2001</td><td>2002</td><td>2003</td><td>2004</td><td>2005</td><td>2006</td><td>2007</td><td>2008</td><td>2009</td><td>2010</td> </tr> <tr> <td></td><td></td><td></td><td></td><td></td><td></td><td></td><td></td><td></td><td></td> </tr> <tr> <td>2011</td><td>2012</td><td>2013</td><td>2014</td><td>2015</td><td>2016</td><td>2017</td><td>2018</td><td>2019</td><td>2020</td> </tr> <tr> <td></td><td></td><td></td><td></td><td></td><td></td><td></td><td></td><td></td><td></td> </tr> </table>	1991	1992	1993	1994	1995	1996	1997	1998	1999	2000						WEST					2001	2002	2003	2004	2005	2006	2007	2008	2009	2010											2011	2012	2013	2014	2015	2016	2017	2018	2019	2020											
1991	1992	1993	1994	1995	1996	1997	1998	1999	2000																																																				
					WEST																																																								
2001	2002	2003	2004	2005	2006	2007	2008	2009	2010																																																				
2011	2012	2013	2014	2015	2016	2017	2018	2019	2020																																																				

No.	Name	Label	Survey period	Survey frequency
3.4.86)	bau_salvol7	number of workers	West 12/1996 to 12/2000	annual survey, December

Wording of question

<p>12/1996 to 12/2000</p> <p>Employees In year 19/20WW* the number of our workers was on average _____</p>	<p>Further information</p> <p>number of workers</p> <p>* "19WW" means this year</p> <p>Example: If the question was posed in December 1998 , "19WW"="1998".</p>																																								
<p>Time span of variable</p> <table border="1" style="width: 100%; text-align: center;"> <tr> <td>1991</td><td>1992</td><td>1993</td><td>1994</td><td>1995</td><td>1996</td><td>1997</td><td>1998</td><td>1999</td><td>2000</td> </tr> <tr> <td colspan="5"></td> <td colspan="5" style="background-color: #002060; color: white;">WEST</td> </tr> <tr> <td>2001</td><td>2002</td><td>2003</td><td>2004</td><td>2005</td><td>2006</td><td>2007</td><td>2008</td><td>2009</td><td>2010</td> </tr> <tr> <td>2011</td><td>2012</td><td>2013</td><td>2014</td><td>2015</td><td>2016</td><td>2017</td><td>2018</td><td>2019</td><td>2020</td> </tr> </table>	1991	1992	1993	1994	1995	1996	1997	1998	1999	2000						WEST					2001	2002	2003	2004	2005	2006	2007	2008	2009	2010	2011	2012	2013	2014	2015	2016	2017	2018	2019	2020	
1991	1992	1993	1994	1995	1996	1997	1998	1999	2000																																
					WEST																																				
2001	2002	2003	2004	2005	2006	2007	2008	2009	2010																																
2011	2012	2013	2014	2015	2016	2017	2018	2019	2020																																

No.	Name	Label	Survey period	Survey frequency
3.4.87)	bau_salvol8	employees all together	West 12/1996 to 12/2000	annual survey, December

Wording of question

<p>12/1996 to 12/2000</p> <p>Employees In year 19/20WW* the average number of our employees all together was _____</p>	<p>Further information</p> <p>Employees all together</p> <p>* "19WW" means this year</p> <p>Example: If the question was posed in December 1998 , "19WW"="1998".</p>																																								
<p>Time span of variable</p> <table border="1" style="width: 100%; text-align: center;"> <tr> <td>1991</td><td>1992</td><td>1993</td><td>1994</td><td>1995</td><td>1996</td><td>1997</td><td>1998</td><td>1999</td><td>2000</td> </tr> <tr> <td colspan="5"></td> <td colspan="5" style="background-color: #002060; color: white;">WEST</td> </tr> <tr> <td>2001</td><td>2002</td><td>2003</td><td>2004</td><td>2005</td><td>2006</td><td>2007</td><td>2008</td><td>2009</td><td>2010</td> </tr> <tr> <td>2011</td><td>2012</td><td>2013</td><td>2014</td><td>2015</td><td>2016</td><td>2017</td><td>2018</td><td>2019</td><td>2020</td> </tr> </table>	1991	1992	1993	1994	1995	1996	1997	1998	1999	2000						WEST					2001	2002	2003	2004	2005	2006	2007	2008	2009	2010	2011	2012	2013	2014	2015	2016	2017	2018	2019	2020	
1991	1992	1993	1994	1995	1996	1997	1998	1999	2000																																
					WEST																																				
2001	2002	2003	2004	2005	2006	2007	2008	2009	2010																																
2011	2012	2013	2014	2015	2016	2017	2018	2019	2020																																

No.	Name	Label	Survey period	Survey frequency
3.4.88)	bau_sdbreach	special difficulties: breach of VOB-conditions	West 05/1991 to 09/1995 West since 04/1996 East since 09/2001	May, September April, September April, September

Wording of question

<p>since 05/1991</p> <p>Special difficulties During the last 6 months the following problems bothered us:</p> <p style="text-align: center;">Breach of VOB-conditions [1] <input style="width: 50px; height: 15px;" type="text"/></p>	<p>Further information</p> <p>Breach of VOB-conditions (for main construction trades)</p>																																																		
<p>Time span of variable</p> <table border="1" style="width: 100%; text-align: center;"> <tr> <td>1991</td><td>1992</td><td>1993</td><td>1994</td><td>1995</td><td>1996</td><td>1997</td><td>1998</td><td>1999</td><td>2000</td> </tr> <tr> <td colspan="5"></td> <td colspan="5" style="background-color: #002060; color: white;">WEST</td> </tr> <tr> <td>2001</td><td>2002</td><td>2003</td><td>2004</td><td>2005</td><td>2006</td><td>2007</td><td>2008</td><td>2009</td><td>2010</td> </tr> <tr> <td colspan="5"></td> <td colspan="5" style="background-color: #002060; color: white;">WEST</td> </tr> <tr> <td colspan="10" style="background-color: #0056b3; color: white;">EAST</td> </tr> </table>	1991	1992	1993	1994	1995	1996	1997	1998	1999	2000						WEST					2001	2002	2003	2004	2005	2006	2007	2008	2009	2010						WEST					EAST										
1991	1992	1993	1994	1995	1996	1997	1998	1999	2000																																										
					WEST																																														
2001	2002	2003	2004	2005	2006	2007	2008	2009	2010																																										
					WEST																																														
EAST																																																			

2011	2012	2013	2014	2015	2016	2017	2018	2019	2020
WEST									
EAST									

No.	Name	Label	Survey period	Survey frequency
-----	------	-------	---------------	------------------

3.4.89)	bau_sdcc	special difficulties: constraints to construction	West since 04/1996 East since 09/2001	April, September April, September
---------	-----------------	---	--	--------------------------------------

Wording of question

<p>since 04/1996</p> <p>Special difficulties During the last 6 months the following problems bothered us:</p> <p>Constraints to production caused by the contractee [1] <input type="text"/></p>	<p>Further information</p> <p>Constraints to production (for main construction trades)</p>
---	---

Time span of variable

1991	1992	1993	1994	1995	1996	1997	1998	1999	2000
WEST									
2001	2002	2003	2004	2005	2006	2007	2008	2009	2010
WEST									
EAST									
2011	2012	2013	2014	2015	2016	2017	2018	2019	2020
WEST									
EAST									

No.	Name	Label	Survey period	Survey frequency
-----	------	-------	---------------	------------------

3.4.90)	bau_sdco	special difficulties: cancellation of order	West 05/1991 to 09/1995 West since 04/1996 East since 09/2001	May, September April, September April, September
---------	-----------------	---	---	--

Wording of question

<p>since 05/1991</p> <p>Special difficulties During the last 6 months the following problems bothered us:</p> <p>cancellation of orders [1] <input type="text"/></p>	<p>Further information</p> <p>Cancellation of orders (for main construction trades)</p>
---	--

Time span of variable

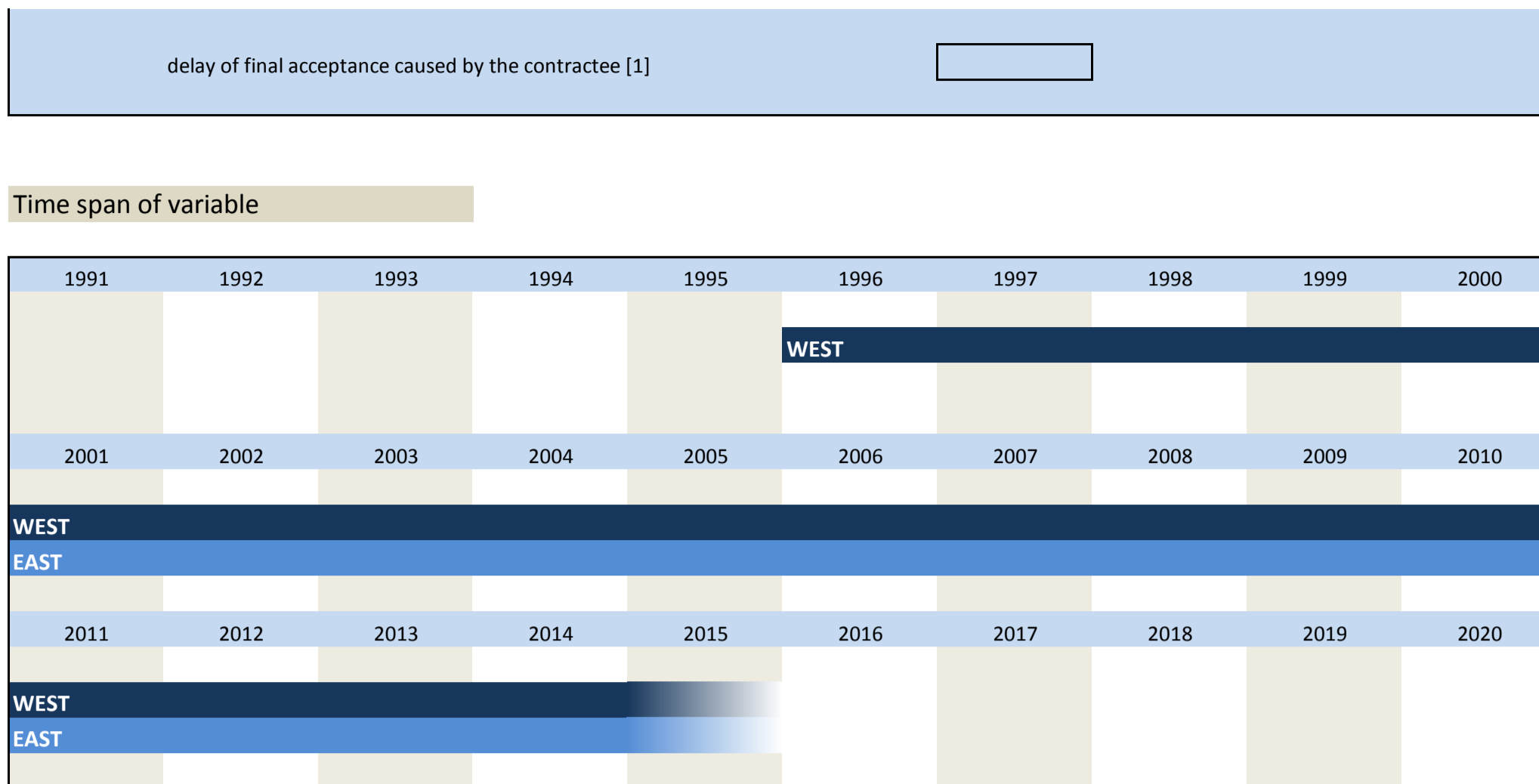
1991	1992	1993	1994	1995	1996	1997	1998	1999	2000
WEST									
2001	2002	2003	2004	2005	2006	2007	2008	2009	2010
WEST									
EAST									
2011	2012	2013	2014	2015	2016	2017	2018	2019	2020
WEST									
EAST									

No.	Name	Label	Survey period	Survey frequency
-----	------	-------	---------------	------------------

3.4.91)	bau_sdda	special difficulties: delay of final acceptance	West since 04/1996 East since 09/2001	April, September April, September
---------	-----------------	---	--	--------------------------------------

Wording of question

<p>since 04/1996</p> <p>Special difficulties During the last 6 months the following problems bothered us:</p>	<p>Further information</p> <p>Delay of final acceptance (for main construction trades)</p>
--	---



No.	Name	Label	Survey period	Survey frequency
3.4.92)	bau_sddp	special difficulties: defaulting payment	West 05/1991 to 09/1995 West since 04/1996 East since 09/2001	May, September April, September April, September

Wording of question

since 05/1991

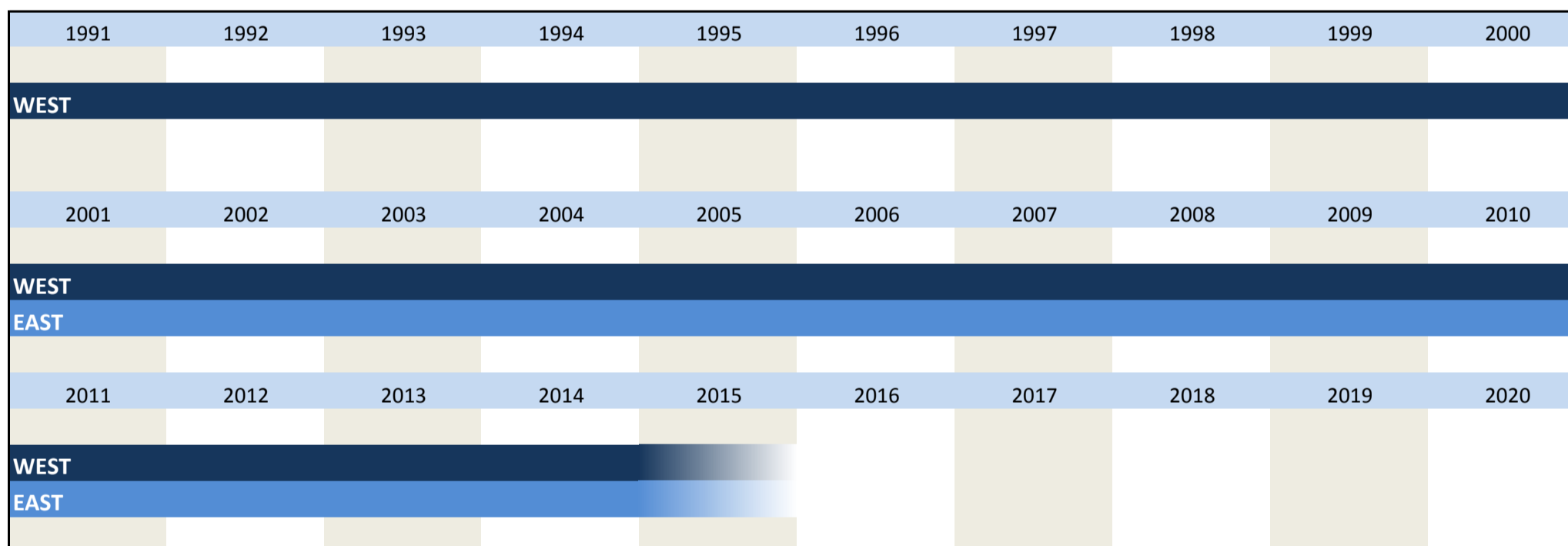
Special difficulties
During the last 6 months the following problems bothered us:

defaulting payment of contractees [1]

Further information

Defaulting payment of contractees
(for main construction trades)

Time span of variable



No.	Name	Label	Survey period	Survey frequency
3.4.93)	bau_sdlap	special difficulties: labor piracy of manpower	West 05/1991 to 09/1995 West since 04/1996 East since 09/2001	May, September April, September April, September

Wording of question

since 05/1991

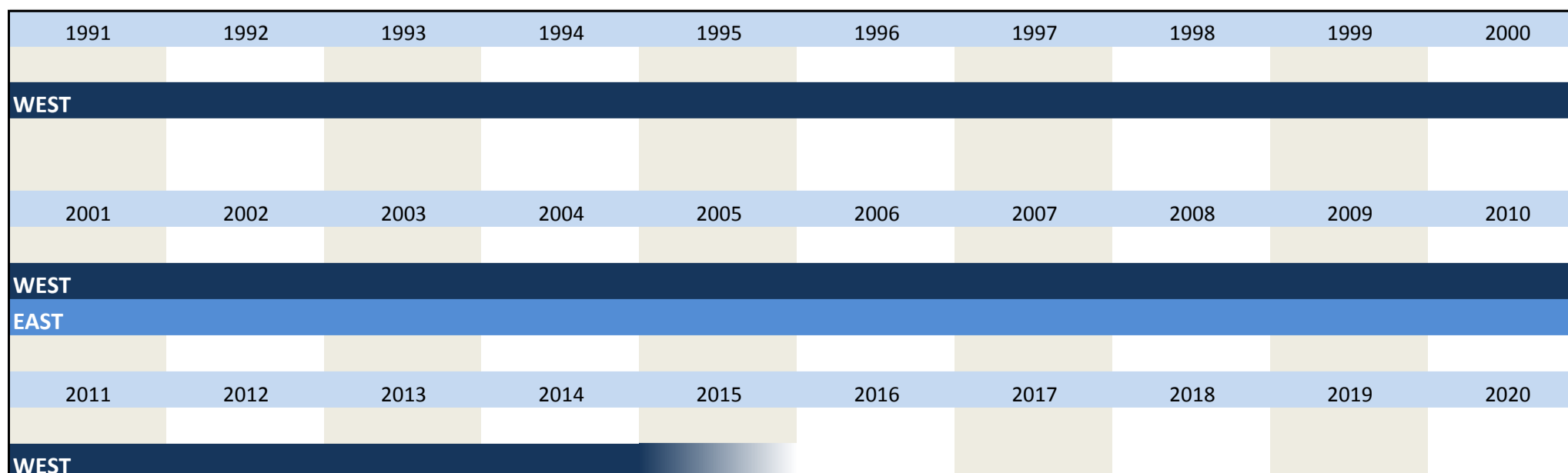
Special difficulties
During the last 6 months the following problems bothered us:

labor piracy of manpower [1]

Further information

labor piracy of manpower
(for main construction trades)

Time span of variable



EAST

No.	Name	Label	Survey period	Survey frequency
-----	------	-------	---------------	------------------

3.4.94)	bau_sdlop	special difficulties: accept the bid by the lowest price	West since 04/1996 East since 09/2001	April, September April, September
---------	------------------	--	--	--------------------------------------

Wording of question

<p>since 04/1996</p> <p>Special difficulties During the last 6 months the following problems bothered us:</p> <p>Accept the bid by the lowest price and not the most profitable offer [1]</p>	<p>Further information</p> <p>Accept the bid by the lowest price (for main construction trades)</p>																																																																																
<p>Time span of variable</p> <table border="1"> <tr> <td>1991</td><td>1992</td><td>1993</td><td>1994</td><td>1995</td><td>1996</td><td>1997</td><td>1998</td><td>1999</td><td>2000</td> </tr> <tr> <td></td><td></td><td></td><td></td><td></td><td>WEST</td><td></td><td></td><td></td><td></td> </tr> <tr> <td>2001</td><td>2002</td><td>2003</td><td>2004</td><td>2005</td><td>2006</td><td>2007</td><td>2008</td><td>2009</td><td>2010</td> </tr> <tr> <td></td><td></td><td></td><td></td><td></td><td>WEST</td><td></td><td></td><td></td><td></td> </tr> <tr> <td></td><td></td><td></td><td></td><td></td><td>EAST</td><td></td><td></td><td></td><td></td> </tr> <tr> <td>2011</td><td>2012</td><td>2013</td><td>2014</td><td>2015</td><td>2016</td><td>2017</td><td>2018</td><td>2019</td><td>2020</td> </tr> <tr> <td></td><td></td><td></td><td></td><td></td><td>WEST</td><td></td><td></td><td></td><td></td> </tr> <tr> <td></td><td></td><td></td><td></td><td></td><td>EAST</td><td></td><td></td><td></td><td></td> </tr> </table>		1991	1992	1993	1994	1995	1996	1997	1998	1999	2000						WEST					2001	2002	2003	2004	2005	2006	2007	2008	2009	2010						WEST										EAST					2011	2012	2013	2014	2015	2016	2017	2018	2019	2020						WEST										EAST				
1991	1992	1993	1994	1995	1996	1997	1998	1999	2000																																																																								
					WEST																																																																												
2001	2002	2003	2004	2005	2006	2007	2008	2009	2010																																																																								
					WEST																																																																												
					EAST																																																																												
2011	2012	2013	2014	2015	2016	2017	2018	2019	2020																																																																								
					WEST																																																																												
					EAST																																																																												

No.	Name	Label	Survey period	Survey frequency
-----	------	-------	---------------	------------------

3.4.95)	bau_sdnopro	special difficulties: no severe problems	West 05/1991 to 09/1995 West since 04/1996 East since 09/2001	May, September April, September April, September
---------	--------------------	--	---	--

Wording of question

<p>since 05/1991</p> <p>Special difficulties During the last 6 months the following problems bothered us:</p> <p>no severe problems [1]</p>	<p>Further information</p> <p>No severe problems (for main construction trades)</p>																																																																																
<p>Time span of variable</p> <table border="1"> <tr> <td>1991</td><td>1992</td><td>1993</td><td>1994</td><td>1995</td><td>1996</td><td>1997</td><td>1998</td><td>1999</td><td>2000</td> </tr> <tr> <td></td><td></td><td></td><td></td><td></td><td>WEST</td><td></td><td></td><td></td><td></td> </tr> <tr> <td>2001</td><td>2002</td><td>2003</td><td>2004</td><td>2005</td><td>2006</td><td>2007</td><td>2008</td><td>2009</td><td>2010</td> </tr> <tr> <td></td><td></td><td></td><td></td><td></td><td>WEST</td><td></td><td></td><td></td><td></td> </tr> <tr> <td></td><td></td><td></td><td></td><td></td><td>EAST</td><td></td><td></td><td></td><td></td> </tr> <tr> <td>2011</td><td>2012</td><td>2013</td><td>2014</td><td>2015</td><td>2016</td><td>2017</td><td>2018</td><td>2019</td><td>2020</td> </tr> <tr> <td></td><td></td><td></td><td></td><td></td><td>WEST</td><td></td><td></td><td></td><td></td> </tr> <tr> <td></td><td></td><td></td><td></td><td></td><td>EAST</td><td></td><td></td><td></td><td></td> </tr> </table>		1991	1992	1993	1994	1995	1996	1997	1998	1999	2000						WEST					2001	2002	2003	2004	2005	2006	2007	2008	2009	2010						WEST										EAST					2011	2012	2013	2014	2015	2016	2017	2018	2019	2020						WEST										EAST				
1991	1992	1993	1994	1995	1996	1997	1998	1999	2000																																																																								
					WEST																																																																												
2001	2002	2003	2004	2005	2006	2007	2008	2009	2010																																																																								
					WEST																																																																												
					EAST																																																																												
2011	2012	2013	2014	2015	2016	2017	2018	2019	2020																																																																								
					WEST																																																																												
					EAST																																																																												

No.	Name	Label	Survey period	Survey frequency
-----	------	-------	---------------	------------------

3.4.96)	bau_seskivly	search for skilled workers vs. last year	East und West since 08/2013	annual survey, August
---------	---------------------	--	-----------------------------	-----------------------

Wording of question

<p>since 08/2013</p> <p>Compared to last year the search for skilled workers was</p> <p>more easy [1]</p>	<p>Further information</p>
---	-----------------------------------

unchanged [2]

more difficult [3]

Time span of variable

1991	1992	1993	1994	1995	1996	1997	1998	1999	2000
2001	2002	2003	2004	2005	2006	2007	2008	2009	2010
2011	2012	2013	2014	2015	2016	2017	2018	2019	2020

WEST
EAST

No.	Name	Label	Survey period	Survey frequency
3.4.97)	bau_sper	subcontractors: % of sales volume	West since 07/1991 East since 07/2001	annual survey, July annual survey, July

Wording of question

<p>since 07/1991</p> <p>Borrowed equipment / placing of equipment intensive works to subcontractors 19/20XX* equipment intensive services of subcontractors account for circa _____% of our sales volume</p>	<p>Further information</p> <p>Share of sales volume subcontractors (for main construction trades)</p> <p>* "20XX" means last year</p> <p>Example: If the question was posed in July 2003 , "20XX"="2002".</p>																																																																																
<p>Time span of variable</p> <table border="1"> <tr><td>1991</td><td>1992</td><td>1993</td><td>1994</td><td>1995</td><td>1996</td><td>1997</td><td>1998</td><td>1999</td><td>2000</td></tr> <tr><td colspan="10">WEST</td></tr> <tr><td>2001</td><td>2002</td><td>2003</td><td>2004</td><td>2005</td><td>2006</td><td>2007</td><td>2008</td><td>2009</td><td>2010</td></tr> <tr><td colspan="10">WEST</td></tr> <tr><td colspan="10">EAST</td></tr> <tr><td>2011</td><td>2012</td><td>2013</td><td>2014</td><td>2015</td><td>2016</td><td>2017</td><td>2018</td><td>2019</td><td>2020</td></tr> <tr><td colspan="10">WEST</td></tr> <tr><td colspan="10">EAST</td></tr> </table>	1991	1992	1993	1994	1995	1996	1997	1998	1999	2000	WEST										2001	2002	2003	2004	2005	2006	2007	2008	2009	2010	WEST										EAST										2011	2012	2013	2014	2015	2016	2017	2018	2019	2020	WEST										EAST										
1991	1992	1993	1994	1995	1996	1997	1998	1999	2000																																																																								
WEST																																																																																	
2001	2002	2003	2004	2005	2006	2007	2008	2009	2010																																																																								
WEST																																																																																	
EAST																																																																																	
2011	2012	2013	2014	2015	2016	2017	2018	2019	2020																																																																								
WEST																																																																																	
EAST																																																																																	

No.	Name	Label	Survey period	Survey frequency
3.4.98)	bau_sphadis	sphere of action: % in same district	West since 02/1991 East since 02/2002	annual survey, February annual survey, February

Wording of question

<p>since 02/1991</p> <p>Sphere of action of the company (Only to be answered for the main branch) Circa _____% of our revenues in 19/20XX* were accounted for by construction sites in the same administrative district</p>	<p>Further information</p> <p>Revenue in the same administrative district (for main construction trades)</p> <p>* "20XX" means last year</p> <p>Example: If the question was posed in February 2003 , "20XX"="2002".</p>																																																																																
<p>Time span of variable</p> <table border="1"> <tr><td>1991</td><td>1992</td><td>1993</td><td>1994</td><td>1995</td><td>1996</td><td>1997</td><td>1998</td><td>1999</td><td>2000</td></tr> <tr><td colspan="10">WEST</td></tr> <tr><td>2001</td><td>2002</td><td>2003</td><td>2004</td><td>2005</td><td>2006</td><td>2007</td><td>2008</td><td>2009</td><td>2010</td></tr> <tr><td colspan="10">WEST</td></tr> <tr><td colspan="10">EAST</td></tr> <tr><td>2011</td><td>2012</td><td>2013</td><td>2014</td><td>2015</td><td>2016</td><td>2017</td><td>2018</td><td>2019</td><td>2020</td></tr> <tr><td colspan="10">WEST</td></tr> <tr><td colspan="10">EAST</td></tr> </table>	1991	1992	1993	1994	1995	1996	1997	1998	1999	2000	WEST										2001	2002	2003	2004	2005	2006	2007	2008	2009	2010	WEST										EAST										2011	2012	2013	2014	2015	2016	2017	2018	2019	2020	WEST										EAST										
1991	1992	1993	1994	1995	1996	1997	1998	1999	2000																																																																								
WEST																																																																																	
2001	2002	2003	2004	2005	2006	2007	2008	2009	2010																																																																								
WEST																																																																																	
EAST																																																																																	
2011	2012	2013	2014	2015	2016	2017	2018	2019	2020																																																																								
WEST																																																																																	
EAST																																																																																	

--	--	--	--	--	--

No.	Name	Label	Survey period	Survey frequency
-----	------	-------	---------------	------------------

3.4.99) **bau_sphafc** sphere of action: % in foreign country West since 02/1991 annual survey, February
East since 02/2002 annual survey, February

Wording of question

<p>since 02/1991</p> <p>Sphere of action of the company (Only to be answered for the main branch) Circa _____% of our revenues in 19/20XX* were accounted for by construction sites in foreign countries</p>	<p>Further information</p> <p>Revenue in foreign countries (for main construction trades)</p> <p>* "20XX" means last year Example: If the question was posed in February 2003 , "20XX"="2002".</p>																																																																																
<p>Time span of variable</p> <table border="1" style="width: 100%; text-align: center;"> <tr> <td>1991</td><td>1992</td><td>1993</td><td>1994</td><td>1995</td><td>1996</td><td>1997</td><td>1998</td><td>1999</td><td>2000</td> </tr> <tr> <td colspan="10">WEST</td> </tr> <tr> <td>2001</td><td>2002</td><td>2003</td><td>2004</td><td>2005</td><td>2006</td><td>2007</td><td>2008</td><td>2009</td><td>2010</td> </tr> <tr> <td colspan="10">WEST</td> </tr> <tr> <td></td><td colspan="9">EAST</td> </tr> <tr> <td>2011</td><td>2012</td><td>2013</td><td>2014</td><td>2015</td><td>2016</td><td>2017</td><td>2018</td><td>2019</td><td>2020</td> </tr> <tr> <td colspan="10">WEST</td> </tr> <tr> <td colspan="10">EAST</td> </tr> </table>		1991	1992	1993	1994	1995	1996	1997	1998	1999	2000	WEST										2001	2002	2003	2004	2005	2006	2007	2008	2009	2010	WEST											EAST									2011	2012	2013	2014	2015	2016	2017	2018	2019	2020	WEST										EAST									
1991	1992	1993	1994	1995	1996	1997	1998	1999	2000																																																																								
WEST																																																																																	
2001	2002	2003	2004	2005	2006	2007	2008	2009	2010																																																																								
WEST																																																																																	
	EAST																																																																																
2011	2012	2013	2014	2015	2016	2017	2018	2019	2020																																																																								
WEST																																																																																	
EAST																																																																																	

No.	Name	Label	Survey period	Survey frequency
-----	------	-------	---------------	------------------

3.4.100) **bau_sphaofs** sphere of action: % in other federal state West since 02/1991 annual survey, February
East since 02/2002 annual survey, February

Wording of question

<p>since 02/1991</p> <p>Sphere of action of the company (Only to be answered for the main branch) Circa _____% of our revenues in 19/20XX* were accounted for by construction sites in other federal states</p>	<p>Further information</p> <p>Revenue in other federal states (for main construction trades)</p> <p>* "20XX" means last year Example: If the question was posed in February 2003 , "20XX"="2002".</p>																																																																																
<p>Time span of variable</p> <table border="1" style="width: 100%; text-align: center;"> <tr> <td>1991</td><td>1992</td><td>1993</td><td>1994</td><td>1995</td><td>1996</td><td>1997</td><td>1998</td><td>1999</td><td>2000</td> </tr> <tr> <td colspan="10">WEST</td> </tr> <tr> <td>2001</td><td>2002</td><td>2003</td><td>2004</td><td>2005</td><td>2006</td><td>2007</td><td>2008</td><td>2009</td><td>2010</td> </tr> <tr> <td colspan="10">WEST</td> </tr> <tr> <td></td><td colspan="9">EAST</td> </tr> <tr> <td>2011</td><td>2012</td><td>2013</td><td>2014</td><td>2015</td><td>2016</td><td>2017</td><td>2018</td><td>2019</td><td>2020</td> </tr> <tr> <td colspan="10">WEST</td> </tr> <tr> <td colspan="10">EAST</td> </tr> </table>		1991	1992	1993	1994	1995	1996	1997	1998	1999	2000	WEST										2001	2002	2003	2004	2005	2006	2007	2008	2009	2010	WEST											EAST									2011	2012	2013	2014	2015	2016	2017	2018	2019	2020	WEST										EAST									
1991	1992	1993	1994	1995	1996	1997	1998	1999	2000																																																																								
WEST																																																																																	
2001	2002	2003	2004	2005	2006	2007	2008	2009	2010																																																																								
WEST																																																																																	
	EAST																																																																																
2011	2012	2013	2014	2015	2016	2017	2018	2019	2020																																																																								
WEST																																																																																	
EAST																																																																																	

No.	Name	Label	Survey period	Survey frequency
-----	------	-------	---------------	------------------

3.4.101) **bau_sphasfs** sphere of action: % in same federal state West since 02/1991 annual survey, February
East since 02/2002 annual survey, February

Wording of question

<p>since 02/1991</p> <p>Sphere of action of the company (Only to be answered for the main branch) Circa _____% of our revenues in 19/20XX* were accounted for by construction sites in other districts but in the same federal state</p>	<p>Further information</p> <p>Revenue in the same federal state (for main construction trades)</p> <p>* "20XX" means last year Example: If the question was posed in February 2003 , "20XX"="2002".</p>
---	---

Time span of variable

1991	1992	1993	1994	1995	1996	1997	1998	1999	2000
WEST									
2001	2002	2003	2004	2005	2006	2007	2008	2009	2010
WEST									
	EAST								
2011	2012	2013	2014	2015	2016	2017	2018	2019	2020
WEST									
EAST									

No.	Name	Label	Survey period	Survey frequency
-----	------	-------	---------------	------------------

3.4.102)	bau_statill	status of employee's illness in %	West since 01/1991 East since 01/1991	monthly monthly
----------	-------------	-----------------------------------	--	--------------------

since 01/1991
Currently of our employees are sick: _____%

Further information
Illness absence rate

Note.: Values in the Stata-files have to be divided by 10 to get the correct percentage format (with decimal place).
eg.: for the value of 85 in the dataset applies: 8,5%

Time span of variable

1991	1992	1993	1994	1995	1996	1997	1998	1999	2000
WEST									
EAST									
2001	2002	2003	2004	2005	2006	2007	2008	2009	2010
WEST									
EAST									
2011	2012	2013	2014	2015	2016	2017	2018	2019	2020
WEST									
EAST									

No.	Name	Label	Survey period	Survey frequency
-----	------	-------	---------------	------------------

3.4.103)	bau_subannsal	subcontractor: % of annual sales	West since 02/1991 East since 02/2002	annual survey, February annual survey, February
----------	---------------	----------------------------------	--	--

Wording of question

since 02/1991
Services of subcontractors
Of our annual sales in 19/20XX* about* _____% are accounted for by subcontractors

Further information
Sales of subcontractors in percentage to the own annual sales (for main construction trades)

* "20XX" means last year
Example:
If the question was posed in February 2003 , "20XX"="2002".
** since 02/2002 "circa" instead of "about"

Time span of variable

1991	1992	1993	1994	1995	1996	1997	1998	1999	2000
WEST									
2001	2002	2003	2004	2005	2006	2007	2008	2009	2010
WEST									
	EAST								
2011	2012	2013	2014	2015	2016	2017	2018	2019	2020
WEST									
EAST									

No.	Name	Label	Survey period	Survey frequency
-----	------	-------	---------------	------------------

3.4.104)	bau_subdiv	subcontractor: % for other companies	West since 02/1991 East since 02/2002	annual survey, February annual survey, February
----------	------------	--------------------------------------	--	--

Wording of question

since 02/1991 Services of subcontractors Of the subcontractors' services in year 19/20XX* _____% are accounted for by other companies	Further information Services of subcontractors of other companies (for main construction trades) * "20XX" means last year Example: If the question was posed in February 2003 , "20XX"="2002".																																																																																
Time span of variable																																																																																	
<table border="1" style="width: 100%; text-align: center;"> <tr><td>1991</td><td>1992</td><td>1993</td><td>1994</td><td>1995</td><td>1996</td><td>1997</td><td>1998</td><td>1999</td><td>2000</td></tr> <tr style="background-color: #1a3d4d; color: white;"><td colspan="10">WEST</td></tr> <tr><td>2001</td><td>2002</td><td>2003</td><td>2004</td><td>2005</td><td>2006</td><td>2007</td><td>2008</td><td>2009</td><td>2010</td></tr> <tr style="background-color: #1a3d4d; color: white;"><td colspan="10">WEST</td></tr> <tr><td></td><td style="background-color: #4f81bd; color: white;">EAST</td><td></td><td></td><td></td><td></td><td></td><td></td><td></td><td></td></tr> <tr><td>2011</td><td>2012</td><td>2013</td><td>2014</td><td>2015</td><td>2016</td><td>2017</td><td>2018</td><td>2019</td><td>2020</td></tr> <tr style="background-color: #1a3d4d; color: white;"><td colspan="10">WEST</td></tr> <tr style="background-color: #4f81bd; color: white;"><td colspan="10">EAST</td></tr> </table>	1991	1992	1993	1994	1995	1996	1997	1998	1999	2000	WEST										2001	2002	2003	2004	2005	2006	2007	2008	2009	2010	WEST											EAST									2011	2012	2013	2014	2015	2016	2017	2018	2019	2020	WEST										EAST										
1991	1992	1993	1994	1995	1996	1997	1998	1999	2000																																																																								
WEST																																																																																	
2001	2002	2003	2004	2005	2006	2007	2008	2009	2010																																																																								
WEST																																																																																	
	EAST																																																																																
2011	2012	2013	2014	2015	2016	2017	2018	2019	2020																																																																								
WEST																																																																																	
EAST																																																																																	

No.	Name	Label	Survey period	Survey frequency
3.4.105)	bau_subfor	% for foreign subcontractors	West since 02/1996 East since 02/2002	annual survey, February annual survey, February

Wording of question

since 02/1991 Services of subcontractors Services of subcontractors in total: 100%. thereof: services of foreign subcontractors circa _____%	Further information Services of foreign subcontractors (for main construction trades) * "20XX" means last year Example: If the question was posed in February 2003 , "20XX"="2002".																																																																																
Time span of variable																																																																																	
<table border="1" style="width: 100%; text-align: center;"> <tr><td>1991</td><td>1992</td><td>1993</td><td>1994</td><td>1995</td><td>1996</td><td>1997</td><td>1998</td><td>1999</td><td>2000</td></tr> <tr style="background-color: #1a3d4d; color: white;"><td colspan="10">WEST</td></tr> <tr><td>2001</td><td>2002</td><td>2003</td><td>2004</td><td>2005</td><td>2006</td><td>2007</td><td>2008</td><td>2009</td><td>2010</td></tr> <tr style="background-color: #1a3d4d; color: white;"><td colspan="10">WEST</td></tr> <tr><td></td><td style="background-color: #4f81bd; color: white;">EAST</td><td></td><td></td><td></td><td></td><td></td><td></td><td></td><td></td></tr> <tr><td>2011</td><td>2012</td><td>2013</td><td>2014</td><td>2015</td><td>2016</td><td>2017</td><td>2018</td><td>2019</td><td>2020</td></tr> <tr style="background-color: #1a3d4d; color: white;"><td colspan="10">WEST</td></tr> <tr style="background-color: #4f81bd; color: white;"><td colspan="10">EAST</td></tr> </table>	1991	1992	1993	1994	1995	1996	1997	1998	1999	2000	WEST										2001	2002	2003	2004	2005	2006	2007	2008	2009	2010	WEST											EAST									2011	2012	2013	2014	2015	2016	2017	2018	2019	2020	WEST										EAST										
1991	1992	1993	1994	1995	1996	1997	1998	1999	2000																																																																								
WEST																																																																																	
2001	2002	2003	2004	2005	2006	2007	2008	2009	2010																																																																								
WEST																																																																																	
	EAST																																																																																
2011	2012	2013	2014	2015	2016	2017	2018	2019	2020																																																																								
WEST																																																																																	
EAST																																																																																	

No.	Name	Label	Survey period	Survey frequency
3.4.106)	bau_subfowo	subcontractor: % for formwork	West since 02/1991 East since 02/2002	annual survey, February annual survey, February

Wording of question

since 02/1991 Services of subcontractors Of the subcontractors' services in year 19/20XX* _____% are accounted for by formwork/ scaffolding	Further information Services of subcontractors of formwork/ scaffolding (for main construction trades) * "20XX" means last year Example: If the question was posed in February 2003 , "20XX"="2002".																																																												
Time span of variable																																																													
<table border="1" style="width: 100%; text-align: center;"> <tr><td>1991</td><td>1992</td><td>1993</td><td>1994</td><td>1995</td><td>1996</td><td>1997</td><td>1998</td><td>1999</td><td>2000</td></tr> <tr style="background-color: #1a3d4d; color: white;"><td colspan="10">WEST</td></tr> <tr><td>2001</td><td>2002</td><td>2003</td><td>2004</td><td>2005</td><td>2006</td><td>2007</td><td>2008</td><td>2009</td><td>2010</td></tr> <tr style="background-color: #1a3d4d; color: white;"><td colspan="10">WEST</td></tr> <tr><td></td><td style="background-color: #4f81bd; color: white;">EAST</td><td></td><td></td><td></td><td></td><td></td><td></td><td></td><td></td></tr> <tr><td>2011</td><td>2012</td><td>2013</td><td>2014</td><td>2015</td><td>2016</td><td>2017</td><td>2018</td><td>2019</td><td>2020</td></tr> </table>	1991	1992	1993	1994	1995	1996	1997	1998	1999	2000	WEST										2001	2002	2003	2004	2005	2006	2007	2008	2009	2010	WEST											EAST									2011	2012	2013	2014	2015	2016	2017	2018	2019	2020	
1991	1992	1993	1994	1995	1996	1997	1998	1999	2000																																																				
WEST																																																													
2001	2002	2003	2004	2005	2006	2007	2008	2009	2010																																																				
WEST																																																													
	EAST																																																												
2011	2012	2013	2014	2015	2016	2017	2018	2019	2020																																																				

WEST									
EAST									

No.	Name	Label	Survey period	Survey frequency
-----	------	-------	---------------	------------------

3.4.107)	bau_submain	subcontractor: % for main contract work	West since 02/1991 East since 02/2002	annual survey, February annual survey, February
----------	-------------	---	--	--

Wording of question

since 02/1991											Further information
Services of subcontractors	Of the subcontractors' services in year 19/20XX* _____ % are accounted for by firms of main construction trades										Services of subcontractors of main construction trades (for main construction trades)
											* "20XX" means last year
											Example: If the question was posed in February 2003 , "20XX"="2002".
Time span of variable											
	1991	1992	1993	1994	1995	1996	1997	1998	1999	2000	
WEST											
	2001	2002	2003	2004	2005	2006	2007	2008	2009	2010	
WEST											
		EAST									
	2011	2012	2013	2014	2015	2016	2017	2018	2019	2020	
WEST											
EAST											

No.	Name	Label	Survey period	Survey frequency
-----	------	-------	---------------	------------------

3.4.108)	bau_subreba	subcontractor: % for reinforcing bars	West since 02/1991 East since 02/2002	annual survey, February annual survey, February
----------	-------------	---------------------------------------	--	--

Wording of question

since 02/1991											Further information
Services of subcontractors	Of the subcontractors' services in year 19/20XX* _____ % are accounted for by bending and laying of reinforcing steel										Services of subcontractors of bending and laying of reinforcing steel (for main construction trades)
											* "20XX" means last year
											Example: If the question was posed in February 2003 , "20XX"="2002".
Time span of variable											
	1991	1992	1993	1994	1995	1996	1997	1998	1999	2000	
WEST											
	2001	2002	2003	2004	2005	2006	2007	2008	2009	2010	
WEST											
		EAST									
	2011	2012	2013	2014	2015	2016	2017	2018	2019	2020	
WEST											
EAST											

No.	Name	Label	Survey period	Survey frequency
-----	------	-------	---------------	------------------

3.4.109)	bau_subtrans	subcontractor: % for transport company	West since 02/1991 East since 02/2002	annual survey, February annual survey, February
----------	--------------	--	--	--

Wording of question

since 02/1991											Further information
Services of subcontractors	Of the subcontractors' services in year 19/20XX* _____ % are accounted for by transport companies										Services of subcontractors of transport companies (for main construction trades)
											* "20XX" means last year
											Example: If the question was posed in February 2003 ,

Time span of variable

"20XX"="2002".

1991	1992	1993	1994	1995	1996	1997	1998	1999	2000
WEST									
2001	2002	2003	2004	2005	2006	2007	2008	2009	2010
WEST									
	EAST								
2011	2012	2013	2014	2015	2016	2017	2018	2019	2020
WEST									
EAST									

No.	Name	Label	Survey period	Survey frequency
-----	------	-------	---------------	------------------

3.4.110)	bau_subupgr	subcontractor: % for upgrading work	West since 02/1991 East since 02/2002	annual survey, February annual survey, February
----------	-------------	-------------------------------------	--	--

Wording of question

since 02/1991

Services of subcontractors
Of the subcontractors' services in year 19/20XX* _____ % are accounted for by firms of upgrading work

Further information

Services of subcontractors of upgrading work (for main construction trades)

* "20XX" means last year

Example:
If the question was posed in February 2003 , "20XX"="2002".

Time span of variable

1991	1992	1993	1994	1995	1996	1997	1998	1999	2000
WEST									
2001	2002	2003	2004	2005	2006	2007	2008	2009	2010
WEST									
	EAST								
2011	2012	2013	2014	2015	2016	2017	2018	2019	2020
WEST									
EAST									

No.	Name	Label	Survey period	Survey frequency
-----	------	-------	---------------	------------------

3.4.111)	bau_swill	subcontractors: willingness	West since 07/1996 East since 07/2001	annual survey, July annual survey, July
----------	-----------	-----------------------------	--	--

Wording of question

since 07/1996

Borrowed equipment / placing of equipment intensive works to subcontractors
During the last years the willingness to place special works to subcontractors has

increased [1]
not changed [2]
decreased [3]

Further information

Placing of special works to subcontractors (for main construction trades)

Time span of variable

1991	1992	1993	1994	1995	1996	1997	1998	1999	2000
WEST									
2001	2002	2003	2004	2005	2006	2007	2008	2009	2010
WEST									
EAST									
2011	2012	2013	2014	2015	2016	2017	2018	2019	2020
WEST									
EAST									

No.	Name	Label	Survey period	Survey frequency
-----	------	-------	---------------	------------------

3.4.112) **bau_swil1** subcontractors: willingness West 07/1991 to 07/1995 annual survey, July

Wording of question

<p>07/1991 to 07/1995</p> <p>Borrowed equipment / placing of equipment intensive works to subcontractors During the last years the willingness to place special works to subcontractors has</p> <p style="text-align: center;"> <input type="text"/> increased [1] <input type="text"/> not changed [2] <input type="text"/> decreased [3] </p>	<p>Further information</p> <p>Placing special works to subcontractors</p>
---	--

Time span of variable

1991	1992	1993	1994	1995	1996	1997	1998	1999	2000
WEST									
2001	2002	2003	2004	2005	2006	2007	2008	2009	2010
2011	2012	2013	2014	2015	2016	2017	2018	2019	2020

No.	Name	Label	Survey period	Survey frequency
-----	------	-------	---------------	------------------

3.4.113) **bau_undcons** % of undocumented constructions West since 02/1991 East since 02/2002 annual survey, February annual survey, February

Wording of question

<p>since 02/1991</p> <p>Constructions not yet captured statistically The value of work completed but not yet documented as revenue (for the reporting in the building industry) was 31.12.19/20XX circa _____% of our total annual production.</p>	<p>Further information</p> <p>Undocumented constructions (for main construction trades)</p> <p>* "20XX" means last year</p> <p>Example: If the question was posed in February 2003 , "20XX"="2002".</p>
--	--

Time span of variable

1991	1992	1993	1994	1995	1996	1997	1998	1999	2000
WEST									
2001	2002	2003	2004	2005	2006	2007	2008	2009	2010
	EAST								
2011	2012	2013	2014	2015	2016	2017	2018	2019	2020
	WEST								
	EAST								

No.	Name	Label	Survey period	Survey frequency
-----	------	-------	---------------	------------------

3.4.114) **bau_vaclhy** vacancies during last 6 months East und West since 08/2013 annual survey, August

Wording of question

<p>since 08/2013</p> <p>During the last 6 months we had vacancies</p> <p style="text-align: center;"> yes [1] <input type="text"/> no [2] <input type="text"/> </p>	<p>Further information</p>
--	-----------------------------------

Time span of variable

1991	1992	1993	1994	1995	1996	1997	1998	1999	2000
2001	2002	2003	2004	2005	2006	2007	2008	2009	2010
2011	2012	2013	2014	2015	2016	2017	2018	2019	2020

WEST
EAST

No.	Name	Label	Survey period	Survey frequency
3.4.115)	bau_vaclhy_ce	vacancies during last 6 months: construction engineer	East und West since 08/2013	annual survey, August

Wording of question

<p>since 08/2013</p> <p>During the last 6 months we had vacancies</p> <p>If yes:</p> <p>We were looking for skilled workers in the following fields:</p> <p>construction engineer [1] <input type="text"/></p>	Further information
--	---------------------

Time span of variable

1991	1992	1993	1994	1995	1996	1997	1998	1999	2000
2001	2002	2003	2004	2005	2006	2007	2008	2009	2010
2011	2012	2013	2014	2015	2016	2017	2018	2019	2020

WEST
EAST

No.	Name	Label	Survey period	Survey frequency
3.4.116)	bau_vaclhy_cp	vacancies during last 6 months: commercial professions	East und West since 08/2013	annual survey, August

Wording of question

<p>since 08/2013</p> <p>During the last 6 months we had vacancies</p> <p>If yes:</p> <p>We were looking for skilled workers in the following fields:</p> <p>commercial professions [1] <input type="text"/></p>	Further information
---	---------------------

Time span of variable

1991	1992	1993	1994	1995	1996	1997	1998	1999	2000
2001	2002	2003	2004	2005	2006	2007	2008	2009	2010
2011	2012	2013	2014	2015	2016	2017	2018	2019	2020

WEST

	EAST				
--	------	--	--	--	--

No.	Name	Label	Survey period	Survey frequency
3.4.117)	bau_vaclhy_mc	vacancies during last 6 months: managerial staff (commerce)	East und West since 08/2013	annual survey, August

Wording of question

<p>since 08/2013</p> <p>During the last 6 months we had vacancies</p> <p>If yes:</p> <p>We were looking for skilled workers in the following fields:</p> <p>commercial managerial staff [1] <input type="text"/></p>	Further information
---	---------------------

Time span of variable

1991	1992	1993	1994	1995	1996	1997	1998	1999	2000
2001	2002	2003	2004	2005	2006	2007	2008	2009	2010
2011	2012	2013	2014	2015	2016	2017	2018	2019	2020
		WEST							
		EAST							

No.	Name	Label	Survey period	Survey frequency
3.4.118)	bau_vaclhy_so	vacancies during last 6 months: sales occupation	East und West since 08/2013	annual survey, August

Wording of question

<p>since 08/2013</p> <p>During the last 6 months we had vacancies</p> <p>If yes:</p> <p>We were looking for skilled workers in the following fields:</p> <p>sales occupation [1] <input type="text"/></p>	Further information
--	---------------------

Time span of variable

1991	1992	1993	1994	1995	1996	1997	1998	1999	2000
2001	2002	2003	2004	2005	2006	2007	2008	2009	2010
2011	2012	2013	2014	2015	2016	2017	2018	2019	2020
		WEST							
		EAST							

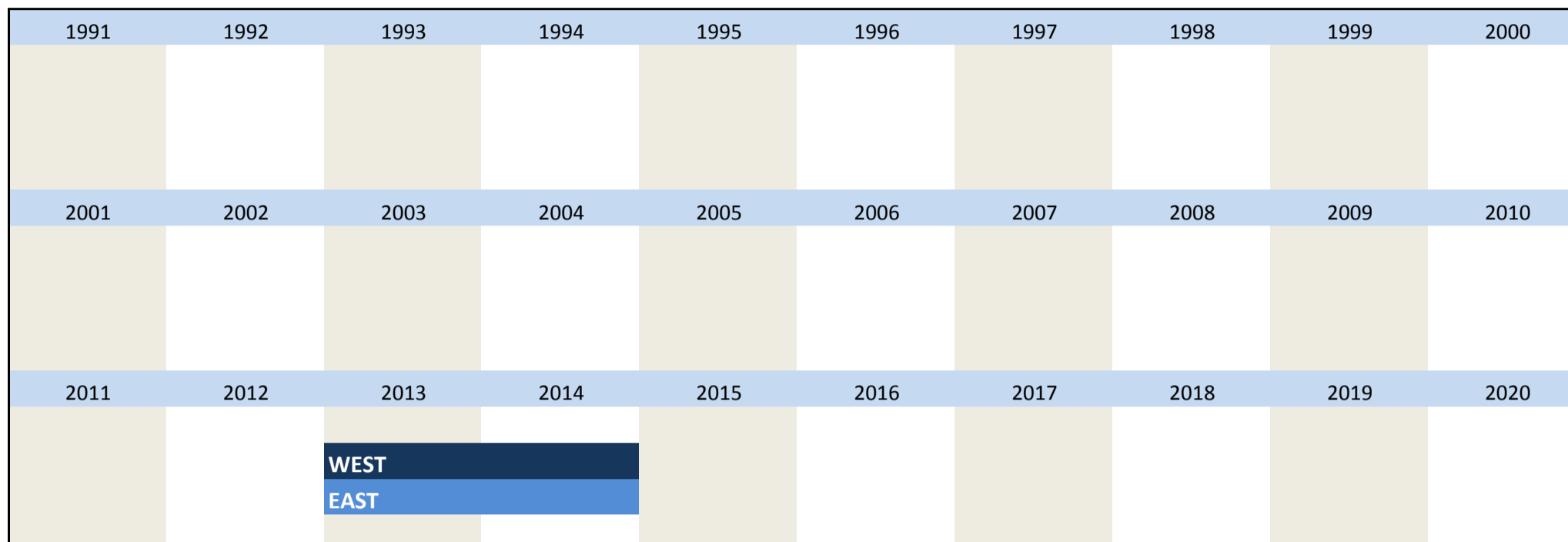
No.	Name	Label	Survey period	Survey frequency
3.4.119)	bau_vaclhy_tc	vacancies during last 6 months: trainees (commerce)	East und West since 08/2013	annual survey, August

Wording of question

since 08/2013	Further information
---------------	---------------------

During the last 6 months we had vacancies
 If yes:
 We were looking for skilled workers in the following fields:
 commercial trainees [1]

Time span of variable



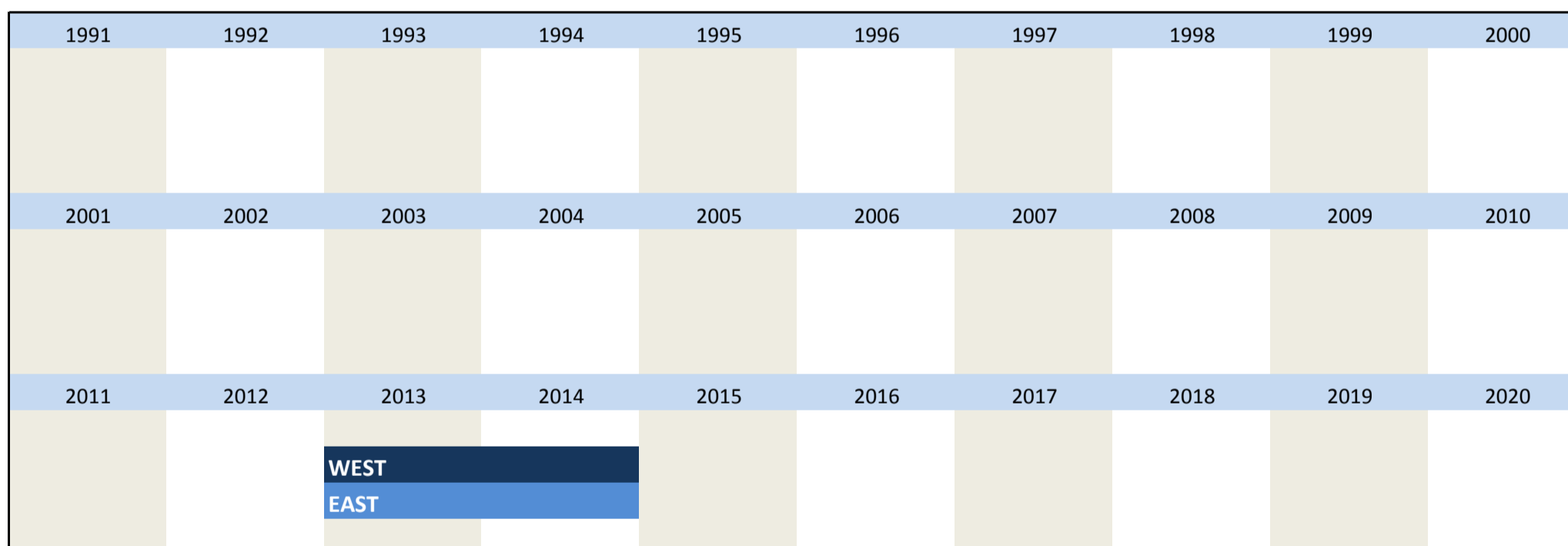
No.	Name	Label	Survey period	Survey frequency
3.4.120)	bau_vacrepfea	% of vacancies reported to federal employment agency	East und West since 08/2013	annual survey, August

Wording of question

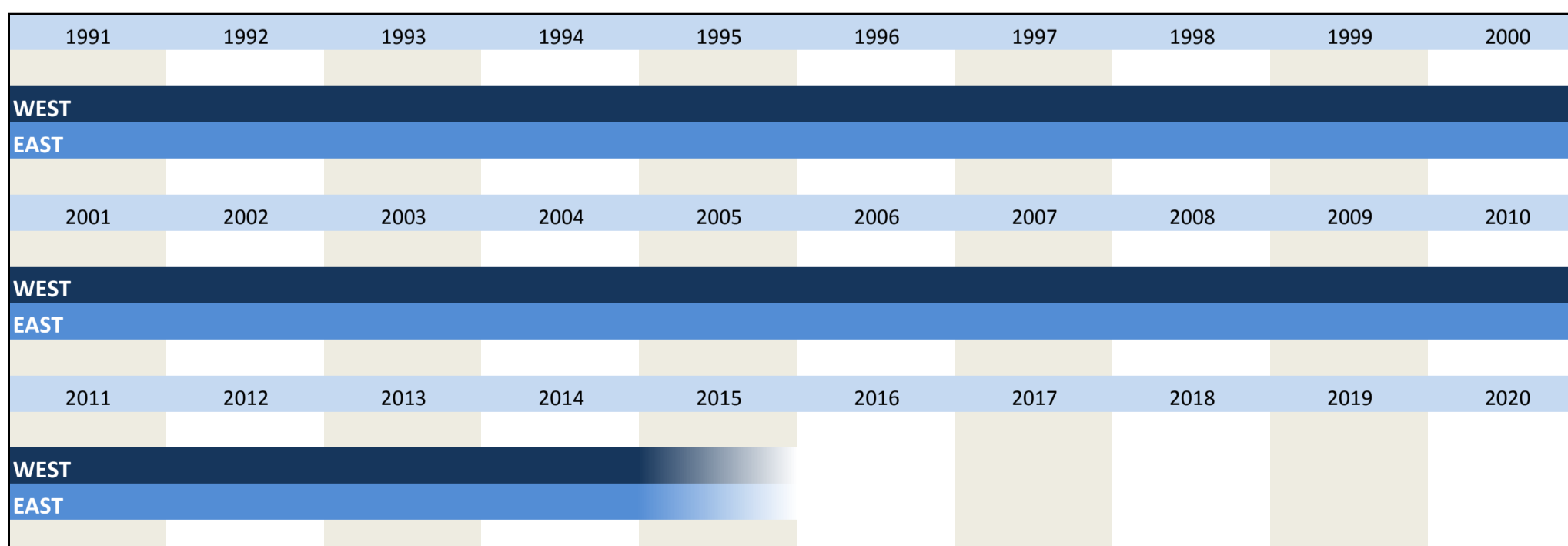
since 08/2013
 About _____ % of these vacancies were reported to the federal employment agency

Further information

Time span of variable



No.	Name	Label	Survey period	Survey frequency
3.4.121)	bau_westeast	western eastern	West since 01/1991 East since 01/1991	monthly monthly



No.	Name	Label	Survey period	Survey frequency
3.4.122)	bau_wh1	working hours: payment of overtime	West 04/1991 to 04/1995	annual survey, April

Wording of question

04/1991 to 04/1995

Allowance of working hours
Our company occasionally pays additional working hours (not actually carried out work) for good work, travel times and other.

yes [1] no [2]

Further information
Payment of overtime

Time span of variable

1991	1992	1993	1994	1995	1996	1997	1998	1999	2000
WEST									
2001	2002	2003	2004	2005	2006	2007	2008	2009	2010
2011	2012	2013	2014	2015	2016	2017	2018	2019	2020

No.	Name	Label	Survey period	Survey frequency
3.4.123)	bau_wh2	working hours: development	West 04/1991 to 04/1995	annual survey, April

Wording of question

04/1991 to 04/1995

Allowance of working hours
Our company occasionally pays additional working hours (not actually carried out work) for good work, travel times and other reasons. If yes:

19XX* compared to 19YY the number of additionally allowed hours has

increased [1]
not changed [2]
decreased [3]

Further information
Development of additional working hours
*** Example**
The question was posed in April 1993 ,
"19XX=1992" and ""19YY=1991"

Time span of variable

1991	1992	1993	1994	1995	1996	1997	1998	1999	2000
WEST									
2001	2002	2003	2004	2005	2006	2007	2008	2009	2010
2011	2012	2013	2014	2015	2016	2017	2018	2019	2020

No.	Name	Label	Survey period	Survey frequency
3.4.124)	bau_wh3	working hours: number in t-1	West 04/1991 to 04/1995	annual survey, April

Wording of question

04/1991 to 04/1995

Allowance of working hours
Our company occasionally pays additional working hours (not actually carried out work) for good work, travel times and other reasons. If yes:

The share of the additionally allowed hours to the total paid hours was:

19XX about ____%

Further information
Additional working hours in t-1
*** Example**
The question was posed in April 1993 ,
"19XX=1992" and ""19YY=1991"

Time span of variable

1991	1992	1993	1994	1995	1996	1997	1998	1999	2000
WEST									
2001	2002	2003	2004	2005	2006	2007	2008	2009	2010
2011	2012	2013	2014	2015	2016	2017	2018	2019	2020

No.	Name	Label	Survey period	Survey frequency
-----	------	-------	---------------	------------------

3.4.125)	bau_wh4	working hours: number in t-2	West 04/1991 to 04/1995	annual survey, April
----------	---------	------------------------------	-------------------------	----------------------

Wording of question

<p>04/1991 to 04/1995</p> <p>Allowance of working hours Our company occasionally pays additional working hours (not actually carried out work) for good work, travel times and other reasons. If yes: The share of the additionally allowed hours to the total paid hours was: 19YY about ____%</p>	<p>Further information</p> <p>Additionally allowed hours in t-2</p> <p>* Example The question was posed in April 1993, "19XX=1992" and ""19YY=1991"</p>
---	---

Time span of variable

1991	1992	1993	1994	1995	1996	1997	1998	1999	2000
WEST									
2001	2002	2003	2004	2005	2006	2007	2008	2009	2010
2011	2012	2013	2014	2015	2016	2017	2018	2019	2020

No.	Name	Label	Survey period	Survey frequency
-----	------	-------	---------------	------------------

3.4.126)	bau_witilo	wintertime: lack of orders	West since 03/1991 East since 11/2001	March, November March, November
----------	------------	----------------------------	--	------------------------------------

Wording of question

<p>03/1991 to 11/2001</p> <p>Winter construction We had enough orders and an appropriate equipment to work through with full workforce in winter (19XX/19YY*) 20XX/20YY* - except for the officially recognized days of bad weather. If no: The necessity of the layoff was mainly due to lack of orders [1] <input type="text"/></p> <p>since 03/2002</p> <p>Winter construction We had enough orders and an appropriate equipment to work through with full workforce in winter (19XX/19YY*) 20XX/20YY* If no: The necessity of the layoffs/ short-time work was mainly due to lack of orders [1] <input type="text"/></p>	<p>Further information</p> <p>Winter construction: lack of orders (for main construction trades)</p> <p>* Example: The question was posed in March 2004 , then "20WW/20VV" = "2003/2004"</p>
--	--

Time span of variable

1991	1992	1993	1994	1995	1996	1997	1998	1999	2000
------	------	------	------	------	------	------	------	------	------

WEST									
2001	2002	2003	2004	2005	2006	2007	2008	2009	2010
WEST									
EAST									
2011	2012	2013	2014	2015	2016	2017	2018	2019	2020
WEST									
EAST									

No.	Name	Label	Survey period	Survey frequency
3.4.127)	bau_witipw	wintertime: preference of workers	West 03/1991 to 11/1995 West since 11/1996 East since 11/2001	March, November annual survey, November annual survey, November

Wording of question

Further information
<p>03/1991 to 11/1995</p> <p>Winter construction The personal attitude of our workers regarding winter construction, if known: when they have the choice then most workers prefer</p> <p>winter-break-pay without working [1] working by normal pay plus winter-pay [2]</p>
<p>since 03/1996</p> <p>Winter construction The personal attitude of our workers regarding winter construction, if known: if they had the choice, most workers would prefer</p> <p>winter-break-pay without working [1] working by normal pay plus winter-pay [2]</p>

Time span of variable

1991	1992	1993	1994	1995	1996	1997	1998	1999	2000
WEST									
2001	2002	2003	2004	2005	2006	2007	2008	2009	2010
WEST									
EAST									
2011	2012	2013	2014	2015	2016	2017	2018	2019	2020
WEST									
EAST									

No.	Name	Label	Survey period	Survey frequency
3.4.128)	bau_witirc	wintertime: reasons of construction	West since 03/1991 East since 11/2001	March, November March, November

Wording of question

Further information
<p>03/1991 to 11/2001</p> <p>Winter construction We had enough orders and an appropriate equipment to work through with full workforce in winter (19XX/19YY*) 20XX/20YY* - except for the officially recognized days of bad weather. If no: The necessity of the layoff was mainly due to</p> <p>reasons of construction [1]</p>
<p>since 03/2002</p> <p>Winter construction We had enough orders and an appropriate equipment to work through with full workforce in winter (19XX/19YY*) 20XX/20YY* If no: The necessity of the layoffs/ short-time work was mainly due to</p>

reasons of construction [1]										
Time span of variable										
1991	1992	1993	1994	1995	1996	1997	1998	1999	2000	
WEST										
2001	2002	2003	2004	2005	2006	2007	2008	2009	2010	
WEST										
EAST										
2011	2012	2013	2014	2015	2016	2017	2018	2019	2020	
WEST										
EAST										

No.	Name	Label	Survey period	Survey frequency
3.4.129)	bau_witiwoth	wintertime: work through	West since 03/1991 East since 11/2001	March, November March, November

Wording of question

Further information
<p>03/1991 to 11/2001</p> <p>Winter construction We had enough orders and an appropriate equipment to work through with full workforce in winter (19XX/19YY*) 20XX/20YY* - except for the officially recognized days of bad weather.</p> <p>yes [1] <input type="text"/> no [2] <input type="text"/></p>
<p>since 03/2002</p> <p>Winter construction We had enough orders and an appropriate equipment to work through with full workforce in winter (19XX/19YY*) 20XX/20YY*</p> <p>yes [1] <input type="text"/> no [2] <input type="text"/></p>
<p>Wintertime: work through (for main construction trades)</p> <p>* Example: If the question was posed in March 2004 , "20WW/20VV" = "2003/2004"</p>

Time span of variable										
1991	1992	1993	1994	1995	1996	1997	1998	1999	2000	
WEST										
2001	2002	2003	2004	2005	2006	2007	2008	2009	2010	
WEST										
EAST										
2011	2012	2013	2014	2015	2016	2017	2018	2019	2020	
WEST										
EAST										

No.	Name	Label	Survey period	Survey frequency
3.4.130)	dl_busvolqu	business volume last 3 months	East and West since 10/2004	monthly survey

Wording of question

Further information							
<p>since 10/2004</p> <p>Information about your own company (domestic) Current situation (appraisal and development)</p> <table border="1"> <tr> <td rowspan="3">2. During the last 3 months our business volume has</td> <td>increased [1]</td> <td><input type="text"/></td> </tr> <tr> <td>not changed [2]</td> <td><input type="text"/></td> </tr> <tr> <td>decreased [3]</td> <td><input type="text"/></td> </tr> </table>	2. During the last 3 months our business volume has	increased [1]	<input type="text"/>	not changed [2]	<input type="text"/>	decreased [3]	<input type="text"/>
2. During the last 3 months our business volume has		increased [1]	<input type="text"/>				
		not changed [2]	<input type="text"/>				
	decreased [3]	<input type="text"/>					
<p>Development of the business volume during the last 3 months</p>							

Time span of variable

2004	2005	2006	2007	2008	2009	2010	2011	2012	2013
WEST									
EAST									
2014	2015	2016	2017	2018	2019	2020	2021	2022	2023

No.	Name	Label	Survey period	Survey frequency
3.4.131)	dl_demandexp	expected demand / sales volume for the next 2-3 months	East and West since 10/2004	monthly survey

Wording of question

since 10/2004	Further information							
<p>Information about your own company (domestic)</p> <p>Current situation (appraisal and development)</p> <table border="1"> <tr> <td rowspan="3">6. During the next 2-3 months the demand* for our services or our sales volume will be</td> <td>increasing [1]</td> <td></td> </tr> <tr> <td>not changing [2]</td> <td></td> </tr> <tr> <td>decreasing [3]</td> <td></td> </tr> </table>	6. During the next 2-3 months the demand* for our services or our sales volume will be	increasing [1]		not changing [2]		decreasing [3]		<p>Expected demand/ sales volume for the next 2-3 months</p> <p>*Incl. Foreign demand/ sales volume</p>
6. During the next 2-3 months the demand* for our services or our sales volume will be		increasing [1]						
		not changing [2]						
	decreasing [3]							

Time span of variable

2004	2005	2006	2007	2008	2009	2010	2011	2012	2013
WEST									
EAST									
2014	2015	2016	2017	2018	2019	2020	2021	2022	2023

No.	Name	Label	Survey period	Survey frequency
3.4.132)	dl_fambus	family business	East and West 02/2014	once

Wording of question

02/2014	Further Information
<p>D) For research purposes?</p> <p>Do you envision yourself as a family business? (This means a company whose voting capital is held predominately by one or more families that are connected)</p> <p><input type="checkbox"/> yes[1] <input type="checkbox"/> no[2]</p>	

Time span of variable

2004	2005	2006	2007	2008	2009	2010	2011	2012	2013
WEST									
EAST									
2014	2015	2016	2017	2018	2019	2020	2021	2022	2023

No.	Name	Label	Survey period	Survey frequency
3.4.133)	dl_invcon	investment in construction last year	East and West since 05/2015	

Wording of question

05/2015	Further information
<p>Investments</p> <p>1) Last year (20YY* compared to 20WW**) our investments were</p> <p style="text-align: center;">Total investments, thereof in: construction</p>	<p>*20YY means last year e.g.: If the question was posed in 2015: 20YY=2014</p>

increased [1]	<input type="text"/>
not changed [2]	<input type="text"/>
decreased [3]	<input type="text"/>

*20WW means two years ago
e.g.: If the question was posed in 2015:
20WW=2013

Time span of variable

1980	1981	1982	1983	1984	1985	1986	1987	1988	1989
1990	1991	1992	1993	1994	1995	1996	1997	1998	1999
2000	2001	2002	2003	2004	2005	2006	2007	2008	2009
2010	2011	2012	2013	2014	2015	2016	2017	2018	2019
				WEST					
				EAST					

No.	Name	Label	Survey period	Survey frequency
-----	------	-------	---------------	------------------

3.4.134) dl_invconexp expected investment in construction this year East and West since 05/2015

Wording of question

05/2015

Investments
1) In the current year (20XX* compared to 20YY**) our investments will likely

**Total investments,
thereof in: construction**

increase [1]	<input type="text"/>
not change [2]	<input type="text"/>
decrease [3]	<input type="text"/>

Further information

*20XX means current year
e.g.: If the question was posed in 2015:
20XX=2015

**20YY means last year
e.g.: If the question was posed in 2015:
20YY=2014

Time span of variable

1980	1981	1982	1983	1984	1985	1986	1987	1988	1989
1990	1991	1992	1993	1994	1995	1996	1997	1998	1999
2000	2001	2002	2003	2004	2005	2006	2007	2008	2009
2010	2011	2012	2013	2014	2015	2016	2017	2018	2019
				WEST					
				EAST					

No.	Name	Label	Survey period	Survey frequency
-----	------	-------	---------------	------------------

3.4.135) dl_inveq investment in equipment last year East and West since 05/2015

Wording of question

05/2015

Investments
1) Last year (20YY* compared to 20WW**) our investments were

**Total investments,
thereof in: equipment**

increased [1]	<input type="text"/>
not changed [2]	<input type="text"/>
decreased [3]	<input type="text"/>

Further information

*20YY means last year
e.g.: If the question was posed in 2015:
20YY=2014

*20WW means two years ago
e.g.: If the question was posed in 2015:
20WW=2013

Time span of variable

1980	1981	1982	1983	1984	1985	1986	1987	1988	1989
1990	1991	1992	1993	1994	1995	1996	1997	1998	1999
2000	2001	2002	2003	2004	2005	2006	2007	2008	2009
2010	2011	2012	2013	2014	2015	2016	2017	2018	2019

1990	1991	1992	1993	1994	1995	1996	1997	1998	1999
2000	2001	2002	2003	2004	2005	2006	2007	2008	2009
2010	2011	2012	2013	2014	2015	2016	2017	2018	2019
					WEST				
					EAST				

No.	Name	Label	Survey period	Survey frequency
-----	------	-------	---------------	------------------

3.4.136) **dl_inveqexp** expected investment in equipment this year East and West since 05/2015

Wording of question

<p>05/2015</p> <p>Investments</p> <p>1) In the current year (20XX* compared to 20YY**) our investments will likely</p> <table border="1" style="margin-left: 40px;"> <thead> <tr> <th></th> <th>Total investments, thereof in: equipment</th> </tr> </thead> <tbody> <tr> <td>increase [1]</td> <td><input type="text"/></td> </tr> <tr> <td>not change [2]</td> <td><input type="text"/></td> </tr> <tr> <td>decrease [3]</td> <td><input type="text"/></td> </tr> </tbody> </table>		Total investments, thereof in: equipment	increase [1]	<input type="text"/>	not change [2]	<input type="text"/>	decrease [3]	<input type="text"/>	<p>Further information</p> <p>*20XX means current year e.g.: If the question was posed in 2015: 20XX=2015</p> <p>**20YY means last year e.g.: If the question was posed in 2015: 20YY=2014</p>
	Total investments, thereof in: equipment								
increase [1]	<input type="text"/>								
not change [2]	<input type="text"/>								
decrease [3]	<input type="text"/>								

Time span of variable

1980	1981	1982	1983	1984	1985	1986	1987	1988	1989
1990	1991	1992	1993	1994	1995	1996	1997	1998	1999
2000	2001	2002	2003	2004	2005	2006	2007	2008	2009
2010	2011	2012	2013	2014	2015	2016	2017	2018	2019
					WEST				
					EAST				

No.	Name	Label	Survey period	Survey frequency
-----	------	-------	---------------	------------------

3.4.137) **dl_invest** investment versus previous year East and West in 04/2005 East and West since 05/2006 inquired once inquired in May, November

Wording of question

<p>April 2005 + May since 2006</p> <p>Special question investments (only in May and November)</p> <table border="1" style="margin-left: 40px;"> <tr> <td rowspan="3" style="width: 60%;">S1. Last year our investments* were (20XX** compared to 20YY**)</td> <td>higher [1]</td> <td><input type="text"/></td> </tr> <tr> <td>about the same [2]</td> <td><input type="text"/></td> </tr> <tr> <td>lower [3]</td> <td><input type="text"/></td> </tr> </table>	S1. Last year our investments* were (20XX** compared to 20YY**)	higher [1]	<input type="text"/>	about the same [2]	<input type="text"/>	lower [3]	<input type="text"/>	<p>Further information</p> <p>Development of investments last year compared to the year before</p> <p>*Accruals to assets accounts incl. business buildings and accounted software, but without vacant land, residential buildings, second-hand or rented equipment and without acquisitions of participating interests</p> <p>**</p> <p>"20WW" means current year Example: If the question was posed in November 2009, "20WW"="2009".</p>
S1. Last year our investments* were (20XX** compared to 20YY**)		higher [1]	<input type="text"/>					
		about the same [2]	<input type="text"/>					
	lower [3]	<input type="text"/>						
<p>November 2006 - 2008</p> <p>Special question investments (only in May and November)</p> <table border="1" style="margin-left: 40px;"> <tr> <td rowspan="3" style="width: 60%;">S1. In the current year our investments* will likely (20WW**compared to 20XX**)</td> <td>increase [1]</td> <td><input type="text"/></td> </tr> <tr> <td>stay the same [2]</td> <td><input type="text"/></td> </tr> <tr> <td>decrease[3]</td> <td><input type="text"/></td> </tr> </table>	S1. In the current year our investments* will likely (20WW**compared to 20XX**)	increase [1]	<input type="text"/>	stay the same [2]	<input type="text"/>	decrease[3]	<input type="text"/>	<p>"20XX" means last year Example: if the question was posed in May 2009, "20XX"="2008".</p> <p>"20YY" means two years ago Example: if the question was posed in May 2009, "20YY"="2007".</p>
S1. In the current year our investments* will likely (20WW**compared to 20XX**)		increase [1]	<input type="text"/>					
		stay the same [2]	<input type="text"/>					
	decrease[3]	<input type="text"/>						
<p>November since 2009</p> <p>Special question investments (only in May and November)</p>								

S1. <u>In the current year</u> our investments* will likely be (20WW** compared to 20XX**)	more [1]	
	as much as last year [2]	
	less [3]	

Time span of variable

2004	2005	2006	2007	2008	2009	2010	2011	2012	2013
	WEST								
	EAST								
2014	2015	2016	2017	2018	2019	2020	2021	2022	2023
WEST									
EAST									

No.	Name	Label	Survey period	Survey frequency
-----	------	-------	---------------	------------------

3.4.138)	dl_investexp	investment expectations	East and West in 04/2005 East and West since 05/2006	inquired once inquired in May, November
----------	--------------	-------------------------	---	--

Wording of question

<p>April 2005 + May since 2006</p> <p>Special question investments (only in May and November)</p> <table border="1"> <tr> <td rowspan="3">S2. <u>In the current year</u> our investments* will likely be (20WW** compared to 20XX**)</td> <td>increasing [1]</td> <td></td> </tr> <tr> <td>not changing [2]</td> <td></td> </tr> <tr> <td>decreasing [3]</td> <td></td> </tr> </table>	S2. <u>In the current year</u> our investments* will likely be (20WW** compared to 20XX**)	increasing [1]		not changing [2]		decreasing [3]		<p>Further information</p> <p>Development of Investments in the current year compared to the previous</p> <p>*Accruals to assets accounts incl. business buildings and accounted software, but without vacant land, residential buildings, second-hand or rented equipment and without acquisitions of participating interests</p> <p>** "20NN" means next year Example: if the question was posed in November 2009, "20NN"="2010".</p> <p>"20WW" means current year Example: if the question was posed in November 2009, "20WW"="2009".</p> <p>"20XX" means last year Example: if the question was posed in May 2009, "20XX"="2008".</p>
S2. <u>In the current year</u> our investments* will likely be (20WW** compared to 20XX**)		increasing [1]						
		not changing [2]						
	decreasing [3]							
<p>November since 2006</p> <p>Special question investments (only in May and November)</p> <table border="1"> <tr> <td rowspan="3">S2. <u>Next year</u> our investments* will likely be (20NN** compared to 20WW**)</td> <td>increasing [1]</td> <td></td> </tr> <tr> <td>not changing [2]</td> <td></td> </tr> <tr> <td>decreasing [3]</td> <td></td> </tr> </table>	S2. <u>Next year</u> our investments* will likely be (20NN** compared to 20WW**)	increasing [1]		not changing [2]		decreasing [3]		
S2. <u>Next year</u> our investments* will likely be (20NN** compared to 20WW**)		increasing [1]						
		not changing [2]						
	decreasing [3]							

Time span of variable

2004	2005	2006	2007	2008	2009	2010	2011	2012	2013
	WEST								
	EAST								
2014	2015	2016	2017	2018	2019	2020	2021	2022	2023
WEST									
EAST									

No.	Name	Label	Survey period	Survey frequency
-----	------	-------	---------------	------------------

3.4.139)	dl_kap1	potential of existing capacity	East and West since 04/2011	inquired in Jan, Apr, July, Oct
----------	---------	--------------------------------	-----------------------------	---------------------------------

Wording of question

<p>since 04/2011</p> <p>Special questions (inquired only every 3 months)</p> <table border="1"> <tr> <td rowspan="2">13. Would you currently be able to handle an increased demand with the capacities currently existing in your company?</td> <td>yes [1]</td> <td>no [2]</td> </tr> <tr> <td></td> <td></td> </tr> </table>	13. Would you currently be able to handle an increased demand with the capacities currently existing in your company?	yes [1]	no [2]			<p>Further information</p> <p>Potential of existing capacity</p>
13. Would you currently be able to handle an increased demand with the capacities currently existing in your company?		yes [1]	no [2]			

Time span of variable

2004	2005	2006	2007	2008	2009	2010	2011	2012	2013
							WEST		
							EAST		

2014	2015	2016	2017	2018	2019	2020	2021	2022	2023
WEST									
EAST									

No.	Name	Label	Survey period	Survey frequency
-----	------	-------	---------------	------------------

3.4.140) dl_kap2 potential capacity expansion in % East and West since 04/2011 inquired in Jan, Apr, July, Oct

Wording of question

<p>since 04/2011</p> <p>Special questions (inquired only every 3 months)</p> <p>13. Would you currently be able to handle an increased demand with the capacities currently existing in your company?</p> <p>...</p> <p>if yes:</p> <p>We could expand our business activity by <input type="text"/> %</p>	<p>Further information</p> <p>Potential capacity expansion in percentage</p>
---	---

Time span of variable

2004	2005	2006	2007	2008	2009	2010	2011	2012	2013
							WEST		
							EAST		
2014	2015	2016	2017	2018	2019	2020	2021	2022	2023
WEST									
EAST									

No.	Name	Label	Survey period	Survey frequency
-----	------	-------	---------------	------------------

3.4.141) dl_minim1 minimum wage q1 East and West 11/2014 once

Wording of question

<p>11/2014</p> <p>1. 01/01/2015 the general minimum wage policy will be implemented. Is your company affected by this?</p> <p><input type="text"/> yes[1] <input type="text"/> no[2]</p>	<p>Further information</p>
--	-----------------------------------

Time span of variable

2000	2001	2002	2003	2004	2005	2006	2007	2008	2009
2010	2011	2012	2013	2014	2015	2016	2017	2018	2019
				WEST					
				EAST					

No.	Name	Label	Survey period	Survey frequency
-----	------	-------	---------------	------------------

3.4.142) dl_minim2 minimum wage q2 East and West 11/2014 once

Wording of question

<p>11/2014</p> <p>01/01/2015 the general minimum wage policy will be implemented. Is your company affected by this?</p> <p><input type="checkbox"/> yes <input type="checkbox"/> no</p> <p>2. If yes: With which measures will you likely react to the minimum wage?</p>	<p>Further information</p>
--	-----------------------------------

[1] No measures necessary or scheduled

Time span of variable

2000	2001	2002	2003	2004	2005	2006	2007	2008	2009
2010	2011	2012	2013	2014	2015	2016	2017	2018	2019
				WEST					
				EAST					

No.	Name	Label	Survey period	Survey frequency
-----	------	-------	---------------	------------------

3.4.143)	dl_minim3	minimum wage q3	East and West 11/2014	once
----------	-----------	-----------------	-----------------------	------

Wording of question

<p>11/2014</p> <p>01/01/2015 the general minimum wage policy will be implemented. Is your company affected by this?</p> <p><input type="checkbox"/> yes <input type="checkbox"/> no</p> <p>2. If yes: With which measures will you likely react to the minimum wage?</p> <p><input type="text"/> [1] personnel cuts</p>	Further information
--	---------------------

Time span of variable

2000	2001	2002	2003	2004	2005	2006	2007	2008	2009
2010	2011	2012	2013	2014	2015	2016	2017	2018	2019
				WEST					
				EAST					

No.	Name	Label	Survey period	Survey frequency
-----	------	-------	---------------	------------------

3.4.144)	dl_minim4	minimum wage q4	East and West 11/2014	once
----------	-----------	-----------------	-----------------------	------

Wording of question

<p>11/2014</p> <p>01/01/2015 the general minimum wage policy will be implemented. Is your company affected by this?</p> <p><input type="checkbox"/> yes <input type="checkbox"/> no</p> <p>2. If yes: With which measures will you likely react to the minimum wage?</p> <p><input type="text"/> [1] reduction of working hours</p>	Further information
--	---------------------

Time span of variable

2000	2001	2002	2003	2004	2005	2006	2007	2008	2009
2010	2011	2012	2013	2014	2015	2016	2017	2018	2019
				WEST					
				EAST					


No.	Name	Label	Survey period	Survey frequency
-----	------	-------	---------------	------------------

3.4.145)	dl_minim5	minimum wage q5	East and West 11/2014	once
----------	-----------	-----------------	-----------------------	------

Wording of question

<p>11/2014</p> <p>01/01/2015 the general minimum wage policy will be implemented. Is your company affected by this?</p> <p><input type="checkbox"/> yes <input type="checkbox"/> no</p> <p>2. If yes: With which measures will you likely react to the minimum wage?</p> <p><input type="checkbox"/> [1] increase in prices</p>	<p>Further information</p>
--	----------------------------

Time span of variable




No.	Name	Label	Survey period	Survey frequency
-----	------	-------	---------------	------------------

3.4.146)	dl_minim6	minimum wage q6	East and West 11/2014	once
----------	-----------	-----------------	-----------------------	------

Wording of question

<p>11/2014</p> <p>01/01/2015 the general minimum wage policy will be implemented. Is your company affected by this?</p> <p><input type="checkbox"/> yes <input type="checkbox"/> no</p> <p>2. If yes: With which measures will you likely react to the minimum wage?</p> <p><input type="checkbox"/> [1] reduction of investment</p>	<p>Further information</p>
---	----------------------------

Time span of variable



No.	Name	Label	Survey period	Survey frequency
-----	------	-------	---------------	------------------

3.4.147)	dl_minim7	minimum wage q7	East and West 11/2014	once
----------	-----------	-----------------	-----------------------	------

Wording of question

<p>11/2014</p> <p>01/01/2015 the general minimum wage policy will be implemented. Is your company affected by this?</p> <p><input type="checkbox"/> yes <input type="checkbox"/> no</p>	<p>Further information</p>
--	----------------------------

2. If yes: With which measures will you likely react to the minimum wage?
 [1] reduction of special payments

Time span of variable

2000	2001	2002	2003	2004	2005	2006	2007	2008	2009
2010	2011	2012	2013	2014	2015	2016	2017	2018	2019
				WEST					
				EAST					

No.	Name	Label	Survey period	Survey frequency
-----	------	-------	---------------	------------------

3.4.148)	dl_minim8	minimum wage q8	East and West 11/2014	once
----------	-----------	-----------------	-----------------------	------

Wording of question

11/2014
 01/01/2015 the general minimum wage policy will be implemented.
 Is your company affected by this?
 yes no
 2. If yes: With which measures will you likely react to the minimum wage?
 [1] other

Further information

Time span of variable

2000	2001	2002	2003	2004	2005	2006	2007	2008	2009
2010	2011	2012	2013	2014	2015	2016	2017	2018	2019
				WEST					
				EAST					

No.	Name	Label	Survey period	Survey frequency
-----	------	-------	---------------	------------------

3.4.149)	dl_size	size range	East and West since 04/2011	monthly survey
----------	---------	------------	-----------------------------	----------------

2004	2005	2006	2007	2008	2009	2010	2011	2012	2013
							WEST		
							EAST		
2014	2015	2016	2017	2018	2019	2020	2021	2022	2023
WEST									
EAST									

Further information

Size range

No.	Name	Label	Survey period	Survey frequency
-----	------	-------	---------------	------------------

3.4.150)	dl_size_empl	size of employees	East and West since 05/2012	monthly survey
----------	--------------	-------------------	-----------------------------	----------------

2004	2005	2006	2007	2008	2009	2010	2011	2012	2013
								WEST	
								EAST	
2014	2015	2016	2017	2018	2019	2020	2021	2022	2023
WEST									
EAST									

Further information

Size of employees

No.	Name	Label	Survey period	Survey frequency																																																																	
3.4.151)	dl_size_turnover	size of turnover	East and West since 01/2010	monthly survey																																																																	
<table border="1"> <thead> <tr> <th>2004</th><th>2005</th><th>2006</th><th>2007</th><th>2008</th><th>2009</th><th>2010</th><th>2011</th><th>2012</th><th>2013</th><th>Further information</th> </tr> </thead> <tbody> <tr> <td></td><td></td><td></td><td></td><td></td><td></td><td>WEST</td><td></td><td></td><td></td><td rowspan="4">Size of turnover</td> </tr> <tr> <td></td><td></td><td></td><td></td><td></td><td></td><td>EAST</td><td></td><td></td><td></td> </tr> <tr> <th>2014</th><th>2015</th><th>2016</th><th>2017</th><th>2018</th><th>2019</th><th>2020</th><th>2021</th><th>2022</th><th>2023</th><td></td> </tr> <tr> <td>WEST</td><td></td><td></td><td></td><td></td><td></td><td></td><td></td><td></td><td></td><td></td> </tr> <tr> <td>EAST</td><td></td><td></td><td></td><td></td><td></td><td></td><td></td><td></td><td></td><td></td> </tr> </tbody> </table>					2004	2005	2006	2007	2008	2009	2010	2011	2012	2013	Further information							WEST				Size of turnover							EAST				2014	2015	2016	2017	2018	2019	2020	2021	2022	2023		WEST											EAST										
2004	2005	2006	2007	2008	2009	2010	2011	2012	2013	Further information																																																											
						WEST				Size of turnover																																																											
						EAST																																																															
2014	2015	2016	2017	2018	2019	2020	2021	2022	2023																																																												
WEST																																																																					
EAST																																																																					

No.	Name	Label	Survey period	Survey frequency
3.4.152)	han_busvolm	business volume versus previous month	West 01/1990 to 01/2002 East 01/1991 to 01/2002	monthly survey monthly survey

Wording of question

Further information
<p>since 01/1990 to 11/2001</p> <p>Appraisal and development in the moth of survey</p> <p>Compared to last month our revenue is</p> <p>higher [1] <input type="checkbox"/></p> <p>not changed [2] <input type="checkbox"/></p> <p>lower [3] <input type="checkbox"/></p> <p>01/2002</p> <p>Current situation / new tendencies</p> <p>Within the last 2-3 months, under elimination of seasonal fluctuations, our revenue</p> <p>increased [1] <input type="checkbox"/></p> <p>remained about the same [2] <input type="checkbox"/></p> <p>decreased [3] <input type="checkbox"/></p>
<p>Business volume compared to the previous month</p> <p>West 01/1990 to 01/2006</p> <p>[.] = answer of department stores in percentage</p> <p>All of the answers of the department stores are aggregated here and expressed as a percentage</p> <p>Example:</p> <p>4.7) questpercansw31 [50]</p> <p>4.8) questpercansw32 [30]</p> <p>4.9) questpercansw33 [20]</p> <p>Means 50% of the department stores answered "good", 30% of the department stores answered "satisfiable", 20% of the department stores answered "bad".</p>

Time span of variable

1990	1991	1992	1993	1994	1995	1996	1997	1998	1999
WEST									
	EAST								
2000	2001	2002	2003	2004	2005	2006	2007	2008	2009
WEST									
EAST									

No.	Name	Label	Survey period	Survey frequency
3.4.153)	han_fairxh	exhibitor at an international specialized fair	East and West since 06/2012	irregularly, June

Wording of question

Further information
<p>06/2012</p> <p>Is your company represented as an exhibitor at an international specialized fair?</p> <p>yes [1] <input type="checkbox"/></p> <p>no [2] <input type="checkbox"/></p>
<p>Exhibitor at an international specialized fair</p>

Time span of variable

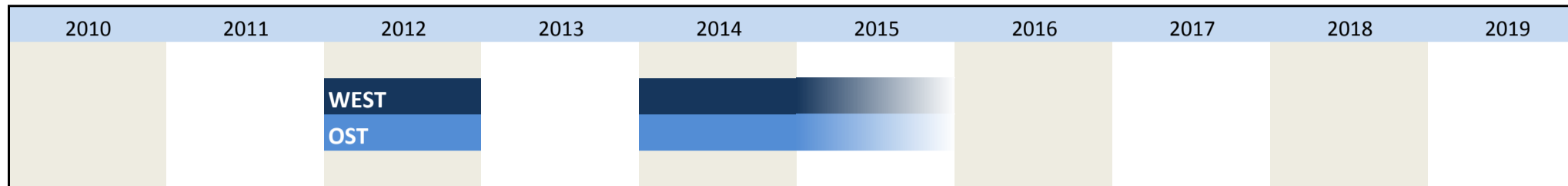
2010	2011	2012	2013	2014	2015	2016	2017	2018	2019
		WEST							
		OST							

No.	Name	Label	Survey period	Survey frequency
3.4.154)	han_fairxh_e	exhibitor at an international specialized fair in a foreign European country	East and West since 06/2012	irregularly, June

Wording of question

06/2012 Is your company represented as an exhibitor at an international specialized fair? [...]	Further information Exhibitor at an international specialized fair in a foreign European country
If yes, at international specialized fairs - in a foreign European country [1]	

Time span of variable

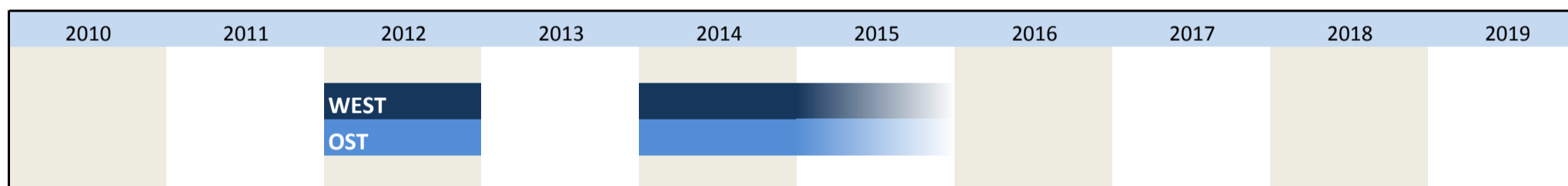


No.	Name	Label	Survey period	Survey frequency
3.4.155)	han_fairxh_g	exhibitor at an international specialized fair in Germany	East and West since 06/2012	irregularly, June

Wording of question

06/2012 Is your company represented as an exhibitor at an international specialized fair? [...]	Further information Exhibitor at an international specialized fair in Germany
If yes, at international specialized fairs - in Germany [1]	

Time span of variable

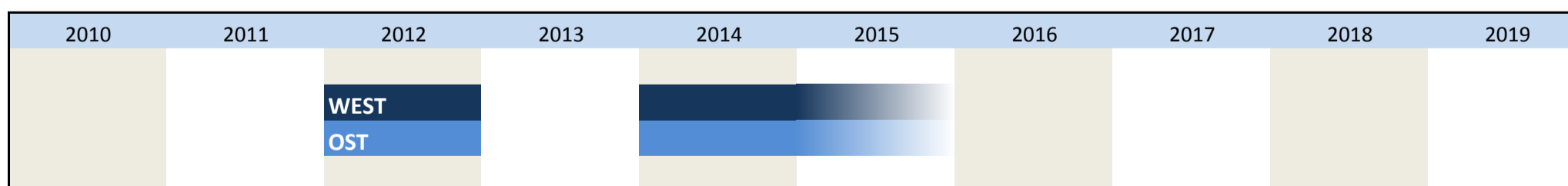


No.	Name	Label	Survey period	Survey frequency
3.4.156)	han_fairxh_ne	exhibitor at an international specialized fair in a country outside Europe	East and West since 06/2012	irregularly, June

Wording of question

06/2012 Is your company represented as an exhibitor at an international specialized fair? [...]	Further information Exhibitor at an international specialized fair in a country outside of Europe
If yes, at international specialized fairs - in a country outside of Europe [1]	

Time span of variable



No.	Name	Label	Survey period	Survey frequency
3.4.157)	han_fairxhexp	exhibitor at an international specialized fair during next 2-3 years	East and West 06/2012	once

Wording of question

06/2012

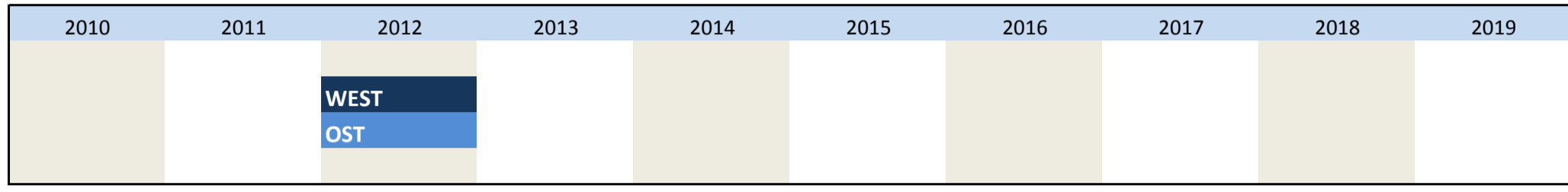
Is your company going to be represented as an Exhibitor at an international specialized fair during the next 2-3 years?

yes [1] no [2]

Further information

Exhibitor at an international specialized fair during the next 2-3 years

Time span of variable



No.	Name	Label	Survey period	Survey frequency
3.4.158)	han_fairxhexp_e	exhibitor at an international specialized fair in a foreign European country during next 2-3 years	East and West 06/2012	once

Wording of question

06/2012

Is your company going to be represented as an Exhibitor at an international specialized fair during the next 2-3 years?

[...]

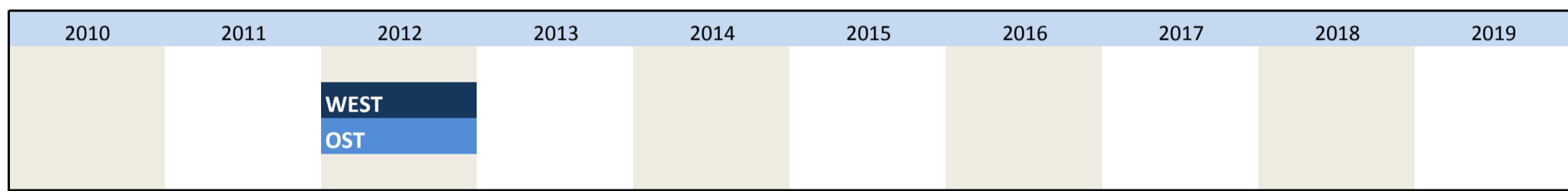
If yes, at international specialized fairs

- in a foreign European country [1]

Further information

Exhibitor at an international specialized fair in a foreign European country during the next 2-3 years

Time span of variable



No.	Name	Label	Survey period	Survey frequency
3.4.159)	han_fairxhexp_g	exhibitor at an international specialized fair in Germany during next 2-3 years	East and West 06/2012	once

Wording of question

06/2012

Is your company going to be represented as an Exhibitor at an international specialized fair during the next 2-3 years?

[...]


If yes, at international specialized fairs

- in Germany [1]

Further information

Exhibitor at an international specialized fair in Germany during the next 2-3 years

Time span of variable



No.	Name	Label	Survey period	Survey frequency
3.4.160)	han_fairxhexp_ne	exhibitor at an international specialized fair in a country outside Europe during next 2-3 years	East and West 06/2012	once

Wording of question

[Empty question box]

Further information

06/2012

Is your company going to be represented as an Exhibitor at an international specialized fair during the next 2-3 years?


[...]

If yes, at international specialized fairs

- in a country outside of Europe [1]

Exhibitor at an international specialized fair in a country outside of Europe during the next 2-3 years

Time span of variable



No.	Name	Label	Survey period	Survey frequency
3.4.161)	han_fambus	family business	East and West 02/2014	once

Wording of question

02/2014

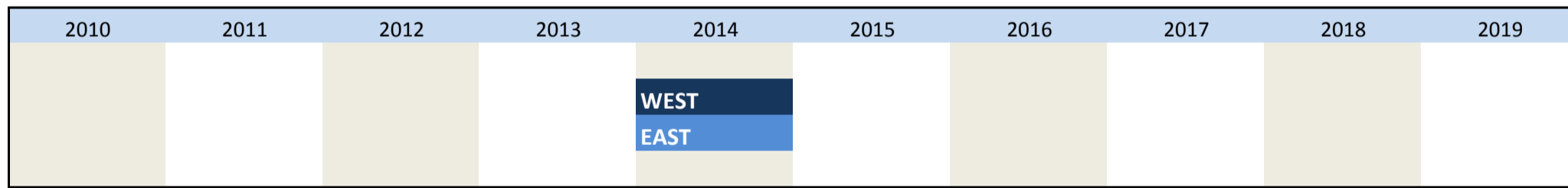
D) For research purposes?

Do you envision yourself as a family business?
(This means a company whose voting capital is held predominately by one or more families that are connected)

yes[1] no[2]

Further Information

Time span of variable



No.	Name	Label	Survey period	Survey frequency
3.4.162)	han_flight_eur	Importance of flight connections in Europe	East and West 03/2013	once

Wording of question

03/2013

How important for your company is a flight connection in


Europe

very important [1]
important [2]
less important [3]
unimportant [4]

Further information

Importance of flight connections in Europe

Time span of variable



No.	Name	Label	Survey period	Survey frequency
3.4.163)	han_flight_ger	Importance of flight connections in Germany	East and West 03/2013	once

Wording of question

03/2013


How important for your company is a flight connection in

Further information

Importance of flight connections in Germany

Germany	very important [1] important [2] less important [3] unimportant [4]	<input type="checkbox"/> <input type="checkbox"/> <input type="checkbox"/> <input type="checkbox"/>
---------	--	--

Time span of variable



No.	Name	Label	Survey period	Survey frequency
-----	------	-------	---------------	------------------

3.4.164)	han_flight_world	Importance of flight connections worldwide	East and West 03/2013	once
----------	------------------	--	-----------------------	------


Wording of question

03/2013	How important for your company is a flight connection in worldwide	very important [1] important [2] less important [3] unimportant [4]	<input type="checkbox"/> <input type="checkbox"/> <input type="checkbox"/> <input type="checkbox"/>
---------	---	--	--

Further information

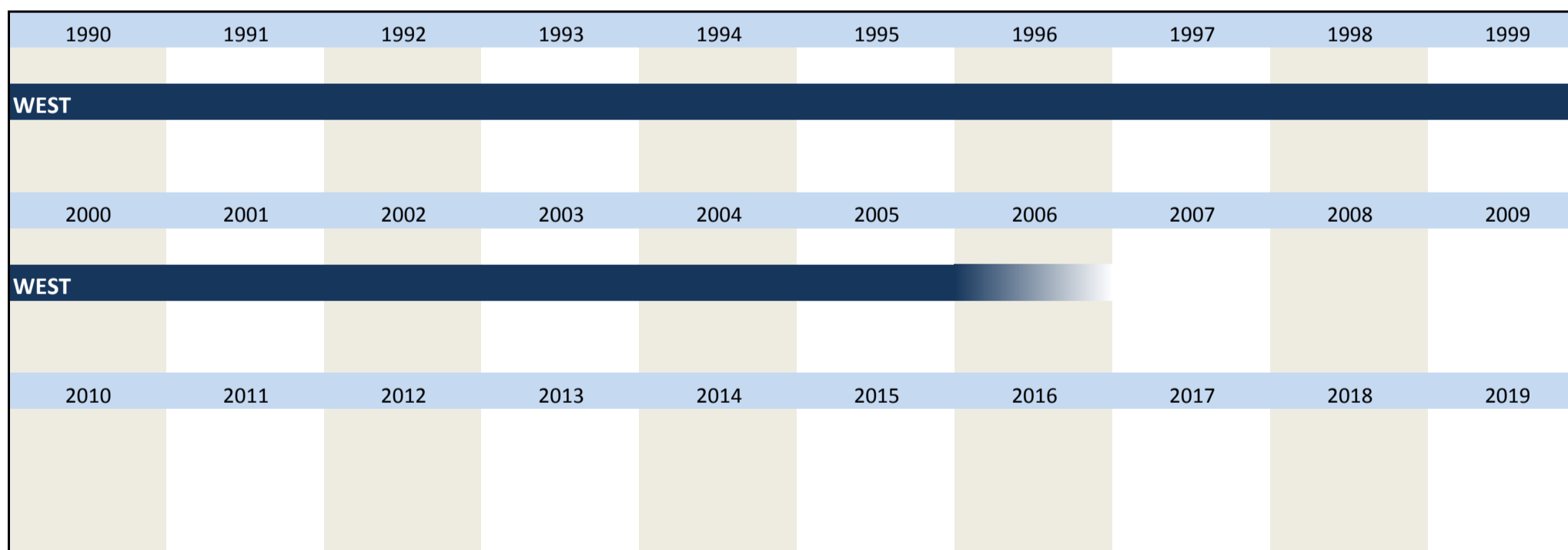
Importance of flight connections worldwide

Time span of variable



No.	Name	Label	Survey period	Survey frequency
-----	------	-------	---------------	------------------

3.4.165)	han_id2	identification number (part2)	West 01/1990 to 01/2006	monthly survey
----------	---------	-------------------------------	-------------------------	----------------



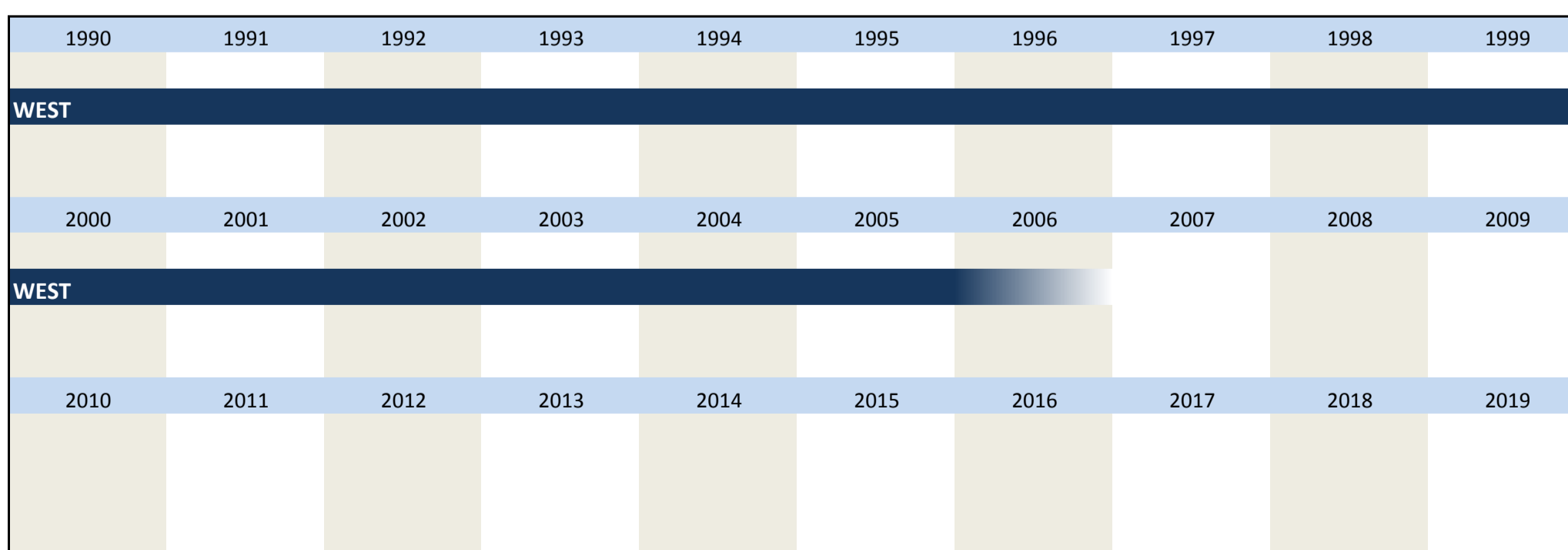
Further information

identification number (part2)

2 digits

No.	Name	Label	Survey period	Survey frequency
-----	------	-------	---------------	------------------

3.4.166)	han_id3	identification number (part3)	West 01/1990 to 01/2006	monthly survey
----------	---------	-------------------------------	-------------------------	----------------



Further information

Identification number (part3)

2 digits

No.	Name	Label	Survey period	Survey frequency
-----	------	-------	---------------	------------------

3.4.167) **han_idlar** special id for firms with detailed answers **West 01/1990 to 01/2006** **monthly survey**

1990	1991	1992	1993	1994	1995	1996	1997	1998	1999	Further information
WEST										Special id for firms with detailed answers see 4. Standard questions of department stores in percentage
2000	2001	2002	2003	2004	2005	2006	2007	2008	2009	
WEST										
2010	2011	2012	2013	2014	2015	2016	2017	2018	2019	

No. Name Label Survey period Survey frequency

3.4.168) **han_invcon** investment in construction last year **East and West since 05/2015**

Wording of question

05/2015										Further information
Investments and revenue										*20YY means last year e.g.: If the question was posed in 2015: 20YY=2014 *20WW means two years ago e.g.: If the question was posed in 2015: 20WW=2013
1) Last year (20YY* compared to 20WW**) our investments were										
<p style="text-align: center;">Total investments, thereof in: construction</p> <p>increased [1] <input type="text"/></p> <p>not changed [2] <input type="text"/></p> <p>decreased [3] <input type="text"/></p>										
Time span of variable										
2000	2001	2002	2003	2004	2005	2006	2007	2008	2009	
2010	2011	2012	2013	2014	2015	2016	2017	2018	2019	
WEST										
EAST										

No. Name Label Survey period Survey frequency

3.4.169) **han_invconexp** expected investment in construction this year **East and West since 05/2015**

Wording of question

05/2015										Further information
Investments and revenue										*20XX means current year e.g.: If the question was posed in 2015: 20XX=2015 **20YY means last year e.g.: If the question was posed in 2015: 20YY=2014
1) In the current year (20XX* compared to 20YY**) our investments will likely										
<p style="text-align: center;">Total investments, thereof in: construction</p> <p>increase [1] <input type="text"/></p> <p>not change [2] <input type="text"/></p> <p>decrease [3] <input type="text"/></p>										
Time span of variable										
2000	2001	2002	2003	2004	2005	2006	2007	2008	2009	
2010	2011	2012	2013	2014	2015	2016	2017	2018	2019	
WEST										
EAST										

No. Name Label Survey period Survey frequency

3.4.170) **han_inveq** investment in equipment last year **East and West since 05/2015**

Wording of question

05/2015										Further information
Investments and revenue										*20YY means last year
1) Last year (20YY* compared to 20WW**) our investments were										

<p>Total investments, thereof in: equipment</p> <p>increased [1] <input type="text"/></p> <p>not changed [2] <input type="text"/></p> <p>decreased [3] <input type="text"/></p>		<p>e.g.: If the question was posed in 2015: 20YY=2014</p> <p>*20WW means two years ago e.g.: If the question was posed in 2015: 20WW=2013</p>																														
<p>Time span of variable</p> <table border="1"> <tr><td>2000</td><td>2001</td><td>2002</td><td>2003</td><td>2004</td><td>2005</td><td>2006</td><td>2007</td><td>2008</td><td>2009</td></tr> <tr><td>2010</td><td>2011</td><td>2012</td><td>2013</td><td>2014</td><td>2015</td><td>2016</td><td>2017</td><td>2018</td><td>2019</td></tr> <tr><td></td><td></td><td></td><td></td><td>WEST</td><td>EAST</td><td></td><td></td><td></td><td></td></tr> </table>			2000	2001	2002	2003	2004	2005	2006	2007	2008	2009	2010	2011	2012	2013	2014	2015	2016	2017	2018	2019					WEST	EAST				
2000	2001	2002	2003	2004	2005	2006	2007	2008	2009																							
2010	2011	2012	2013	2014	2015	2016	2017	2018	2019																							
				WEST	EAST																											

No.	Name	Label	Survey period	Survey frequency
-----	------	-------	---------------	------------------

3.4.171)	han_inveqexp	expected investment in equipment this year	East and West since 05/2015
----------	--------------	--	-----------------------------

Wording of question

<p>05/2015</p> <p>Investments and revenue</p> <p>1) In the current year (20XX* compared to 20YY**) our investments will likely</p> <p>Total investments, thereof in: equipment</p> <p>increase [1] <input type="text"/></p> <p>not change [2] <input type="text"/></p> <p>decrease [3] <input type="text"/></p>	<p>Further information</p> <p>*20XX means current year e.g.: If the question was posed in 2015: 20XX=2015</p> <p>**20YY means last year e.g.: If the question was posed in 2015: 20YY=2014</p>																														
<p>Time span of variable</p> <table border="1"> <tr><td>2000</td><td>2001</td><td>2002</td><td>2003</td><td>2004</td><td>2005</td><td>2006</td><td>2007</td><td>2008</td><td>2009</td></tr> <tr><td>2010</td><td>2011</td><td>2012</td><td>2013</td><td>2014</td><td>2015</td><td>2016</td><td>2017</td><td>2018</td><td>2019</td></tr> <tr><td></td><td></td><td></td><td></td><td>WEST</td><td>EAST</td><td></td><td></td><td></td><td></td></tr> </table>		2000	2001	2002	2003	2004	2005	2006	2007	2008	2009	2010	2011	2012	2013	2014	2015	2016	2017	2018	2019					WEST	EAST				
2000	2001	2002	2003	2004	2005	2006	2007	2008	2009																						
2010	2011	2012	2013	2014	2015	2016	2017	2018	2019																						
				WEST	EAST																										

No.	Name	Label	Survey period	Survey frequency
-----	------	-------	---------------	------------------

3.4.172)	han_invest	total investment last year	East and West since 05/2015
----------	------------	----------------------------	-----------------------------

Wording of question

<p>05/2015</p> <p>Investments and revenue</p> <p>1) Last year (20YY* compared to 20WW**) our investments were</p> <p>Total investments</p> <p>increased [1] <input type="text"/></p> <p>not changed [2] <input type="text"/></p> <p>decreased [3] <input type="text"/></p>	<p>Further information</p> <p>*20YY means last year e.g.: If the question was posed in 2015: 20YY=2014</p> <p>*20WW means two years ago e.g.: If the question was posed in 2015: 20WW=2013</p>																														
<p>Time span of variable</p> <table border="1"> <tr><td>2000</td><td>2001</td><td>2002</td><td>2003</td><td>2004</td><td>2005</td><td>2006</td><td>2007</td><td>2008</td><td>2009</td></tr> <tr><td>2010</td><td>2011</td><td>2012</td><td>2013</td><td>2014</td><td>2015</td><td>2016</td><td>2017</td><td>2018</td><td>2019</td></tr> <tr><td></td><td></td><td></td><td></td><td>WEST</td><td>EAST</td><td></td><td></td><td></td><td></td></tr> </table>		2000	2001	2002	2003	2004	2005	2006	2007	2008	2009	2010	2011	2012	2013	2014	2015	2016	2017	2018	2019					WEST	EAST				
2000	2001	2002	2003	2004	2005	2006	2007	2008	2009																						
2010	2011	2012	2013	2014	2015	2016	2017	2018	2019																						
				WEST	EAST																										

No.	Name	Label	Survey period	Survey frequency
-----	------	-------	---------------	------------------

3.4.173)	han_investexp	expected total investment this year	East and West since 05/2015
----------	---------------	-------------------------------------	-----------------------------

Wording of question

<p>05/2015</p> <p>Investments and revenue</p> <p>1) In the current year (20XX* compared to 20YY**) our investments will likely</p>	<p>Further information</p>
---	-----------------------------------

Total investments		
increase [1]	<input type="text"/>	
not change [2]	<input type="text"/>	
decrease [3]	<input type="text"/>	

*20XX means current year
e.g.: If the question was posed in 2015:
20XX=2015

**20YY means last year
e.g.: If the question was posed in 2015:
20YY=2014

Time span of variable

2000	2001	2002	2003	2004	2005	2006	2007	2008	2009
2010	2011	2012	2013	2014	2015	2016	2017	2018	2019
					WEST EAST				

No.	Name	Label	Survey period	Survey frequency
3.4.174)	han_latecomer	N=latecomer	West 01/1990 to 03/2004	monthly survey

1990	1991	1992	1993	1994	1995	1996	1997	1998	1999
WEST									
2000	2001	2002	2003	2004	2005	2006	2007	2008	2009
WEST									
2010	2011	2012	2013	2014	2015	2016	2017	2018	2019

Further information

Latecomer
[N]
Questionnaires that arrived at the ifo-institute after the target date for the evaluation

No.	Name	Label	Survey period	Survey frequency
3.4.175)	han_minim1	minimum wage q1	East and West 11/2014	once

Wording of question

11/2014	Further information
1. 01/01/2015 the general minimum wage policy will be implemented. Is your company affected by this?	
<input type="text"/> yes[1] <input type="text"/> no[2]	

Time span of variable

2000	2001	2002	2003	2004	2005	2006	2007	2008	2009
2010	2011	2012	2013	2014	2015	2016	2017	2018	2019
				WEST EAST					

No.	Name	Label	Survey period	Survey frequency
3.4.176)	han_minim2	minimum wage q2	East and West 11/2014	once

Wording of question

11/2014	Further information
01/01/2015 the general minimum wage policy will be implemented. Is your company affected by this?	
<input type="text"/> yes <input type="text"/> no	
2. If yes: With which measures will you likely react to the minimum wage?	
<input type="text"/> [1] No measures necessary or scheduled	

Time span of variable

2000	2001	2002	2003	2004	2005	2006	2007	2008	2009
2010	2011	2012	2013	2014	2015	2016	2017	2018	2019
				WEST					
				EAST					

No.	Name	Label	Survey period	Survey frequency
3.4.177)	han_minim3	minimum wage q3	East and West 11/2014	once

Wording of question

<p>11/2014</p> <p>01/01/2015 the general minimum wage policy will be implemented. Is your company affected by this?</p> <p><input type="checkbox"/> yes <input type="checkbox"/> no</p> <p>2. If yes: With which measures will you likely react to the minimum wage?</p> <p><input type="text"/> [1] personnel cuts</p>	<p>Further information</p>
--	----------------------------

Time span of variable

2000	2001	2002	2003	2004	2005	2006	2007	2008	2009
2010	2011	2012	2013	2014	2015	2016	2017	2018	2019
				WEST					
				EAST					

No.	Name	Label	Survey period	Survey frequency
3.4.178)	han_minim4	minimum wage q4	East and West 11/2014	once

Wording of question

<p>11/2014</p> <p>01/01/2015 the general minimum wage policy will be implemented. Is your company affected by this?</p> <p><input type="checkbox"/> yes <input type="checkbox"/> no</p> <p>2. If yes: With which measures will you likely react to the minimum wage?</p> <p><input type="text"/> [1] reduction of working hours</p>	<p>Further information</p>
--	----------------------------

Time span of variable

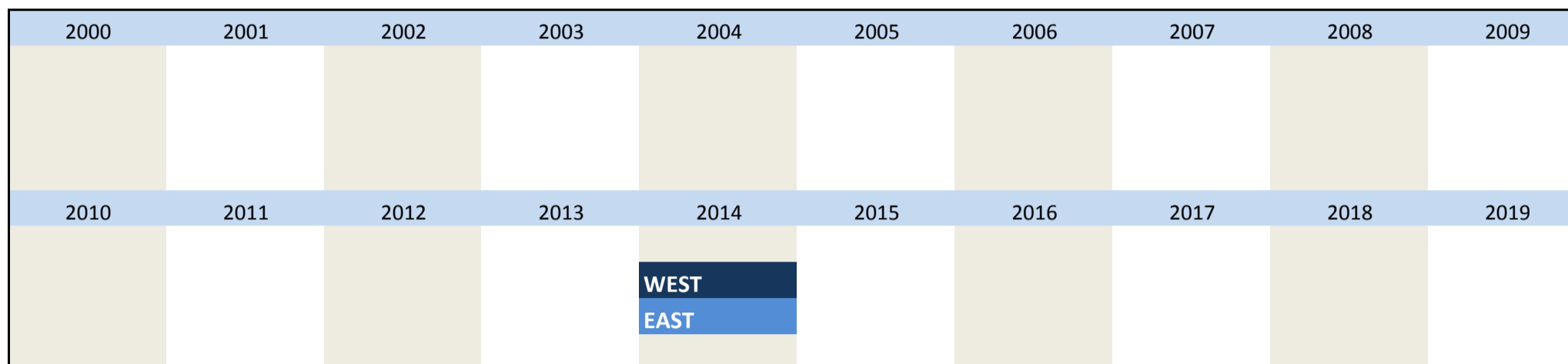
2000	2001	2002	2003	2004	2005	2006	2007	2008	2009
2010	2011	2012	2013	2014	2015	2016	2017	2018	2019
				WEST					
				EAST					

No.	Name	Label	Survey period	Survey frequency
3.4.179)	han_minim5	minimum wage q5	East and West 11/2014	once

Wording of question

<p>11/2014</p> <p>01/01/2015 the general minimum wage policy will be implemented. Is your company affected by this?</p> <p><input type="checkbox"/> yes <input type="checkbox"/> no</p> <p>2. If yes: With which measures will you likely react to the minimum wage?</p> <p><input type="text"/> [1] increase in prices</p>	Further information
--	---------------------

Time span of variable

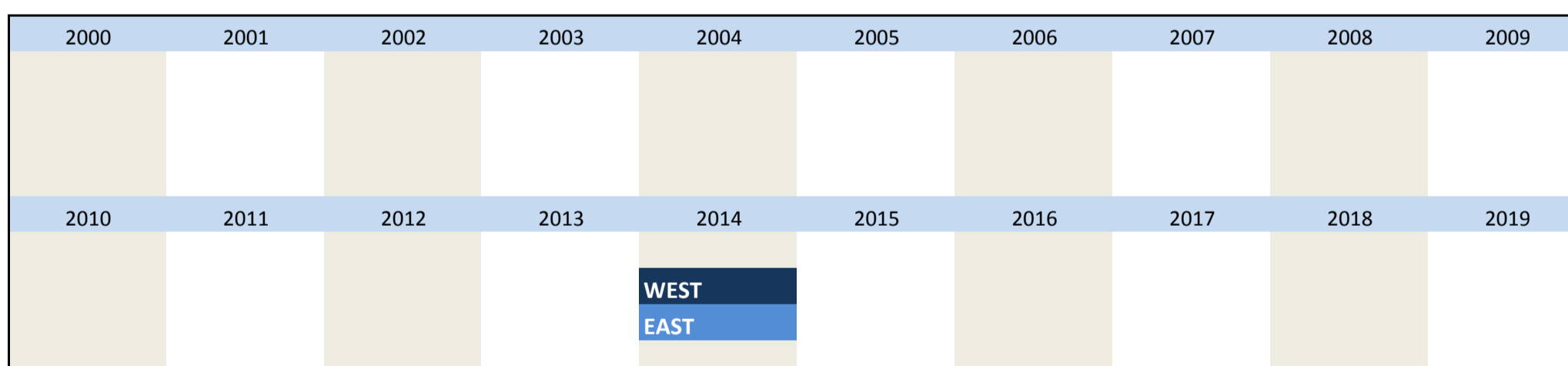


No.	Name	Label	Survey period	Survey frequency
3.4.180)	han_minim6	minimum wage q6	East and West 11/2014	once

Wording of question

<p>11/2014</p> <p>01/01/2015 the general minimum wage policy will be implemented. Is your company affected by this?</p> <p><input type="checkbox"/> yes <input type="checkbox"/> no</p> <p>2. If yes: With which measures will you likely react to the minimum wage?</p> <p><input type="text"/> [1] reduction of investment</p>	Further information
---	---------------------

Time span of variable



No.	Name	Label	Survey period	Survey frequency
3.4.181)	han_minim7	minimum wage q7	East and West 11/2014	once

Wording of question

<p>11/2014</p> <p>01/01/2015 the general minimum wage policy will be implemented. Is your company affected by this?</p> <p><input type="checkbox"/> yes <input type="checkbox"/> no</p> <p>2. If yes: With which measures will you likely react to the minimum wage?</p> <p><input type="text"/> [1] reduction of special payments</p>	Further information
---	---------------------

Time span of variable

2000	2001	2002	2003	2004	2005	2006	2007	2008	2009
2010	2011	2012	2013	2014	2015	2016	2017	2018	2019

WEST
EAST

No.	Name	Label	Survey period	Survey frequency
-----	------	-------	---------------	------------------

3.4.182)	han_minim8	minimum wage q8	East and West 11/2014	once
----------	------------	-----------------	-----------------------	------

Wording of question

11/2014

01/01/2015 the general minimum wage policy will be implemented.
Is your company affected by this?

yes no

2. If yes: With which measures will you likely react to the minimum wage?

[1] other

Further information

Time span of variable

2000	2001	2002	2003	2004	2005	2006	2007	2008	2009
2010	2011	2012	2013	2014	2015	2016	2017	2018	2019

WEST
EAST

No.	Name	Label	Survey period	Survey frequency
-----	------	-------	---------------	------------------

3.4.183)	han_questpercansw31	% to busvolm higher	West 01/1990 to 01/2002	monthly survey
----------	---------------------	---------------------	-------------------------	----------------

Time span of variable

1990	1991	1992	1993	1994	1995	1996	1997	1998	1999
2000	2001	2002	2003	2004	2005	2006	2007	2008	2009

WEST

WEST

Further information

Percentage of department stores whose business volume is "higher" than previous month

see 2.3) busvolm

No.	Name	Label	Survey period	Survey frequency
-----	------	-------	---------------	------------------

3.4.184)	han_questpercansw32	% to busvolm as high as last year	West 01/1990 to 01/2002	monthly survey
----------	---------------------	-----------------------------------	-------------------------	----------------

Time span of variable

1990	1991	1992	1993	1994	1995	1996	1997	1998	1999
2000	2001	2002	2003	2004	2005	2006	2007	2008	2009

WEST

WEST

Further information

Percentage of department stores whose business volume is "about the same" compared to previous month

see 2.3) busvolm

No.	Name	Label	Survey period	Survey frequency
-----	------	-------	---------------	------------------

Time span of variable

1990	1991	1992	1993	1994	1995	1996	1997	1998	1999	Further information
WEST										Percentage of department stores whose business volume is " lower " than previous month
2000	2001	2002	2003	2004	2005	2006	2007	2008	2009	
WEST										see 2.3) busvolm

No.	Name	Label	Survey period	Survey frequency
-----	------	-------	---------------	------------------

Wording of question

			Further information
West 10/2000			Total turnover Since October 2001: uniform size class for Eastern and Western Germany This data, which is inquired once a year, is needed for weighting purposes
Last year our total turnover was	less than 1/2 MM DM	<input type="checkbox"/> [1]	
	1/2 - 1 " "	<input type="checkbox"/> [2]	
	1 - 2 " "	<input type="checkbox"/> [3]	
	2 - 5 " "	<input type="checkbox"/> [4]	
	5 - 10 " "	<input type="checkbox"/> [5]	
	10 - 50 " "	<input type="checkbox"/> [6]	
	50 - 100 " "	<input type="checkbox"/> [7]	
	more than 100 " "	<input type="checkbox"/> [8]	
East 10/1998 to 10/2000			
Last year the size range of our revenue (without sales tax) was	< 500 000 DM	<input type="checkbox"/> [1]	
	DM 500 000 to 1 million	<input type="checkbox"/> [2]	
	1 to < 2 M DM	<input type="checkbox"/> [3]	
	2 to < 5 M DM	<input type="checkbox"/> [4]	
	5 to < 10 M DM	<input type="checkbox"/> [5]	
	10 to < 25 M DM	<input type="checkbox"/> [6]	
	25 M DM and more	<input type="checkbox"/> [7]	
10/2001			
Last business year our total turnover was (in DM):	less than 0,5 M	<input type="checkbox"/> [1]	
	0.5 - 1.0 " "	<input type="checkbox"/> [2]	
	1.0 - 2.0 " "	<input type="checkbox"/> [3]	
	2.0 - 5.0 " "	<input type="checkbox"/> [4]	
	5.0 - 10.0 M	<input type="checkbox"/> [5]	
	10.0 - 25.0 " "	<input type="checkbox"/> [6]	
	25.0 - 50.0 " "	<input type="checkbox"/> [7]	
	50.0 - 100.0 " "	<input type="checkbox"/> [8]	
	more than 100 M	<input type="checkbox"/> [9]	
since 10/2002 to 10/2005, since 11/2006 to 11/2008			
Last business year our total turnover was (in Euro):	less than 0,25 M	<input type="checkbox"/> [1]	
	0.25 - 0.5 " "	<input type="checkbox"/> [2]	
	0.5 - 1.0 " "	<input type="checkbox"/> [3]	
	1.0 - 2.5 " "	<input type="checkbox"/> [4]	
	2.5 - 5.0 M	<input type="checkbox"/> [5]	
	5.0 - 12.5 " "	<input type="checkbox"/> [6]	
	12.5 - 25.0 " "	<input type="checkbox"/> [7]	
	25.0 - 50.0 " "	<input type="checkbox"/> [8]	
	more than 50 M	<input type="checkbox"/> [9]	
since 11/2009			
Last business year our total turnover was (in Euro):	less than 0,25 M	<input type="checkbox"/> [1]	
	0.25 - 0.5	<input type="checkbox"/> [2]	
	0.5 - 1.0	<input type="checkbox"/> [3]	
	1.0 - 2.5	<input type="checkbox"/> [4]	
	2.5 - 5.0	<input type="checkbox"/> [5]	
	5.0 - 12.5 M	<input type="checkbox"/> [6]	
	12.5 - 25.0	<input type="checkbox"/> [7]	
	25.0 - 50.0	<input type="checkbox"/> [8]	
	50.0 - 1.0 bn	<input type="checkbox"/> [9]	
	more than 1.0 bn	<input type="checkbox"/> [10]	

Time span of variable

1990	1991	1992	1993	1994	1995	1996	1997	1998	1999
2000	2001	2002	2003	2004	2005	2006	2007	2008	2009
2010	2011	2012	2013	2014	2015	2016	2017	2018	2019

OST

WEST

OST

No.	Name	Label	Survey period	Survey frequency
-----	------	-------	---------------	------------------

3.4.187) **han_turnexp** expected turnover this year East and West since 05/2015

Wording of question

05/2015

Investments and revenue

3) compared to last year our total revenue this year will likely

increase [1]

not change [2]

decrease [3]

Further information

Time span of variable

1980	1981	1982	1983	1984	1985	1986	1987	1988	1989
1990	1991	1992	1993	1994	1995	1996	1997	1998	1999
2000	2001	2002	2003	2004	2005	2006	2007	2008	2009
2010	2011	2012	2013	2014	2015	2016	2017	2018	2019

WEST

EAST

No.	Name	Label	Survey period	Survey frequency
-----	------	-------	---------------	------------------

3.4.188) **han_weight** weight West 01/1990 to 01/2006 monthly survey
East and West since 02/2006 monthly survey

1990	1991	1992	1993	1994	1995	1996	1997	1998	1999
2000	2001	2002	2003	2004	2005	2006	2007	2008	2009
2010	2011	2012	2013	2014	2015	2016	2017	2018	2019

WEST

WEST

OST

WEST

OST

Further information

Weight

West 01/1990 to 01/2006

Weight from [1] to [99]

East and West since 02/2006

Weight from [1] to [12]

No.	Name	Label	Survey period	Survey frequency
-----	------	-------	---------------	------------------

3.4.189) **han_westeast** western eastern West 01/1990 to 01/2006 monthly survey
East and West since 02/2006 monthly survey

1990	1991	1992	1993	1994	1995	1996	1997	1998	1999
2000	2001	2002	2003	2004	2005	2006	2007	2008	2009

WEST

EAST

Further information

Difference between Western and Eastern survey

WEST									
EAST									
2010	2011	2012	2013	2014	2015	2016	2017	2018	2019
WEST									
EAST									

No.	Name	Label	Survey period	Survey frequency
3.4.190)	vg_bastlack	lack of back staff	West 10/1985 to 10/1995	Jan, Apr, Jul, Oct

Wording of question

10/1985 to 12/1995	Further information
<p>Our domestic production of XY is currently constrained.</p> <p>If yes, by following factors:</p> <p>lack of manpower</p> <p>back staff [1] <input type="text"/></p>	Lack of back staff

Time span of variable

1980	1981	1982	1983	1984	1985	1986	1987	1988	1989	
					WEST					
1990	1991	1992	1993	1994	1995	1996	1997	1998	1999	
WEST										
2000	2001	2002	2003	2004	2005	2006	2007	2008	2009	
2010	2011	2012	2013	2014	2015	2016	2017	2018	2019	

No.	Name	Label	Survey period	Survey frequency
3.4.191)	vg_comexp_sl	expected commercial (VAS)	West since 08/2005 East since 08/2005	monthly survey monthly survey

Wording of question

since 08/2005	Further information
<p>Expectations for the next 6 months</p> <p>In cyclical regards our state of business for XY will</p> <p>0- be rather less favourable 50- stay about the same 100- rather more favourable</p> <p>Other than the variable 2.11) comexp the expected commercial is rated based on a visual analog scale</p>	Expected commercial (VAS)

Time span of variable

1980	1981	1982	1983	1984	1985	1986	1987	1988	1989
1990	1991	1992	1993	1994	1995	1996	1997	1998	1999
2000	2001	2002	2003	2004	2005	2006	2007	2008	2009
WEST					EAST				
2010	2011	2012	2013	2014	2015	2016	2017	2018	2019

WEST				
EAST				

No.	Name	Label	Survey period	Survey frequency
-----	------	-------	---------------	------------------

3.4.192)	vg_comppos1	national competitive position	East and West 08/1994 to 11/2001 East and West since 01/2002	Feb, May, Aug, Nov Jan, Apr, Jul, Oct
----------	-------------	-------------------------------	---	--

Wording of question

<p>08/1994 to 11/2001</p> <p>No questionnaires for the East available</p>	<p>Further information</p> <p>National competitive position</p>
<p>08/1994 to 05/2001 and</p> <p>During the last 3 months our competitive position for XY on the domestic market</p> <p>improved [1] has not changed [2] declined [3]</p>	
<p>since 08/2001</p> <p>During the last 3 months our competitive position for XY on the domestic market [...] compared to the 3 prior months.</p> <p>improved [1] has not changed [2] declined [3]</p>	

Time span of variable


1980	1981	1982	1983	1984	1985	1986	1987	1988	1989	
1990	1991	1992	1993	1994	1995	1996	1997	1998	1999	
				WEST						
				EAST						
2000	2001	2002	2003	2004	2005	2006	2007	2008	2009	
WEST										
EAST										
2010	2011	2012	2013	2014	2015	2016	2017	2018	2019	
WEST										
EAST										

No.	Name	Label	Survey period	Survey frequency
-----	------	-------	---------------	------------------

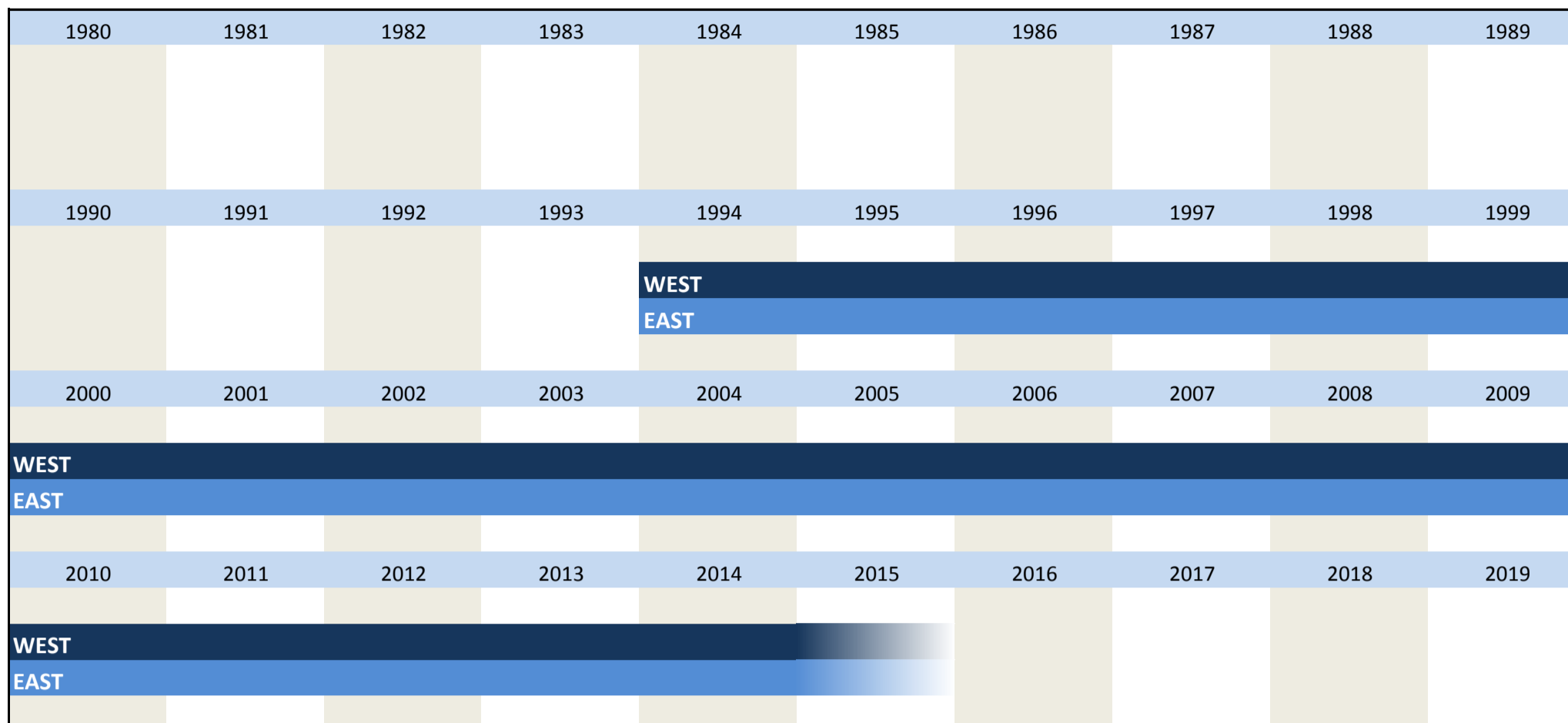
3.4.193)	vg_comppos2	EU competitive position	East and West 08/1994 to 11/2001 East and West since 01/2002	Feb, May, Aug, Nov Jan, Apr, Jul, Oct
----------	-------------	-------------------------	---	--

Wording of question

<p>08/1994 to 11/2001</p> <p>No questionnaires for the East available</p>	<p>Further information</p> <p>EU competitive position</p>
<p>08/1994 to 05/2001 and</p> <p>During the last three months our competitive position for XY on the foreign markets inside of the European Union</p> <p>improved [1] has not changed [2] declined [3] no export [4]</p>	
<p>since 08/2001</p> <p>During the last three months our competitive position for XY on the foreign markets inside of the European Union [...] compared to the prior 3 months</p> <p>improved [1]</p>	



Time span of variable



No.	Name	Label	Survey period	Survey frequency
-----	------	-------	---------------	------------------

3.4.194)	vg_comppos3	competitive position abroad	East and West 08/1994 to 11/2001 East and West since 01/2002	Feb, May, Aug, Nov Jan, Apr, Jul, Oct
----------	-------------	-----------------------------	---	--

Wording of question

08/1994 to 11/2001

No questionnaires for the East available

08/1994 to 05/2001 and

During the last three months our competitive position for XY on the **foreign markets outside** of the European Union

improved [1]
has not changed [2]
declined [3]
no export [4]

since 08/2001

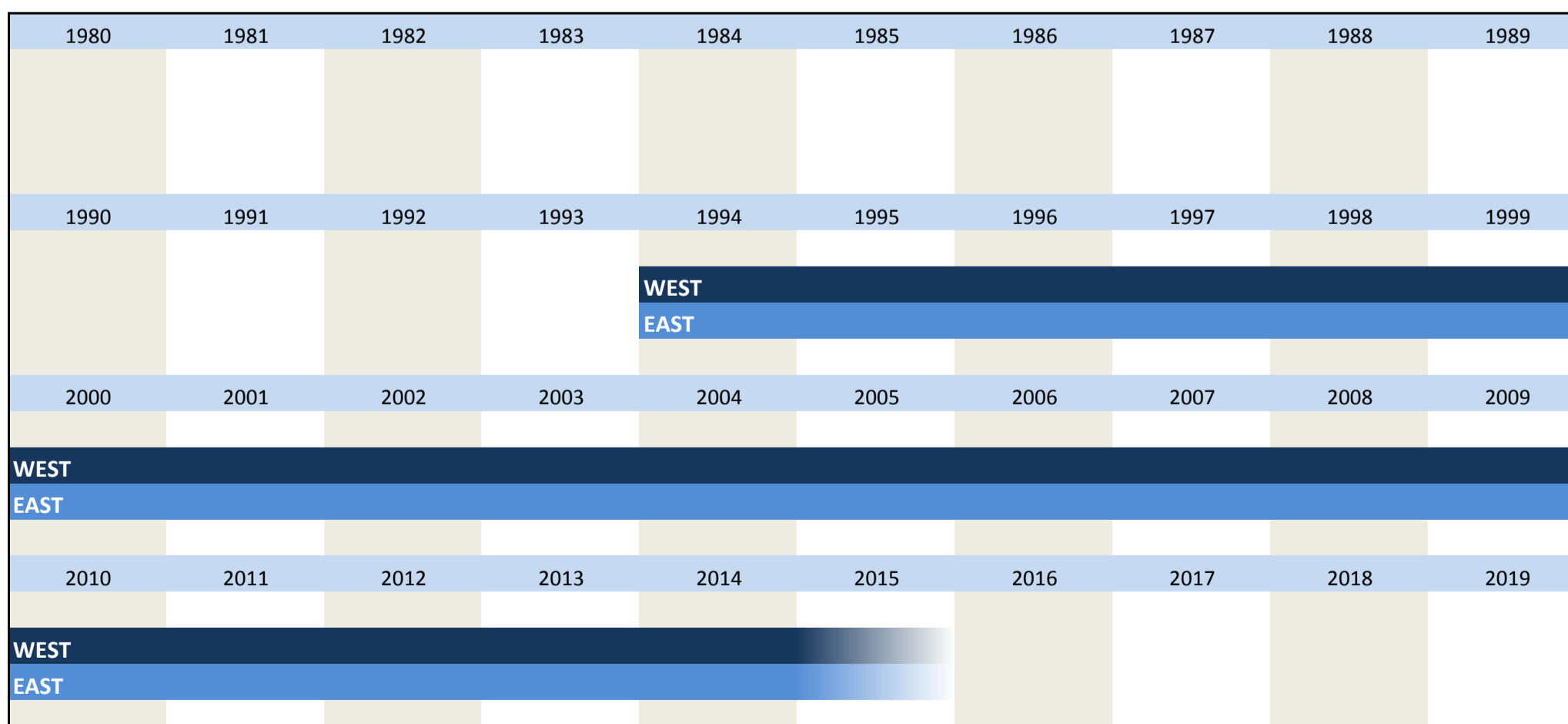
During the last three months our competitive position for XY on the **foreign markets outside** of the European Union [...] compared to the prior 3 months

improved [1]
has not changed [2]
declined [3]
no export [4]

Further information

Competitive position abroad

Time span of variable



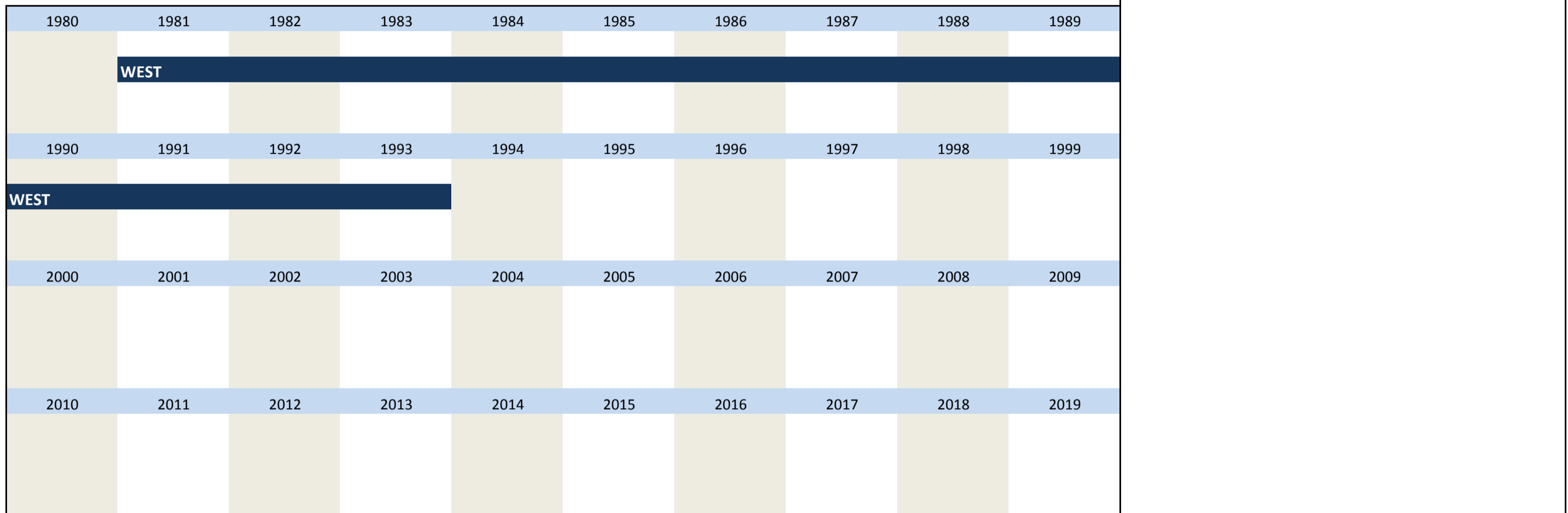
No.	Name	Label	Survey period	Survey frequency
-----	------	-------	---------------	------------------

3.4.203)	vg_diffsup1	difficulties of supply	West 08/1981 to 02/1993	Feb, May, Aug, Nov
----------	-------------	------------------------	-------------------------	--------------------

Wording of question

<p>since 08/1981</p> <p>Feedstock Our stock of the most important raw materials and pre-materials to produce XY is currently [...] if relatively high: We currently have a high stock because of</p> <p style="text-align: right;">difficulties of supply [1] <input type="text"/></p>	<p>Further information</p> <p>difficulties of supply</p> <p>*"currently" since 02/1988</p> <p>Not inquired in November 1981</p>
--	--

Time span of variable

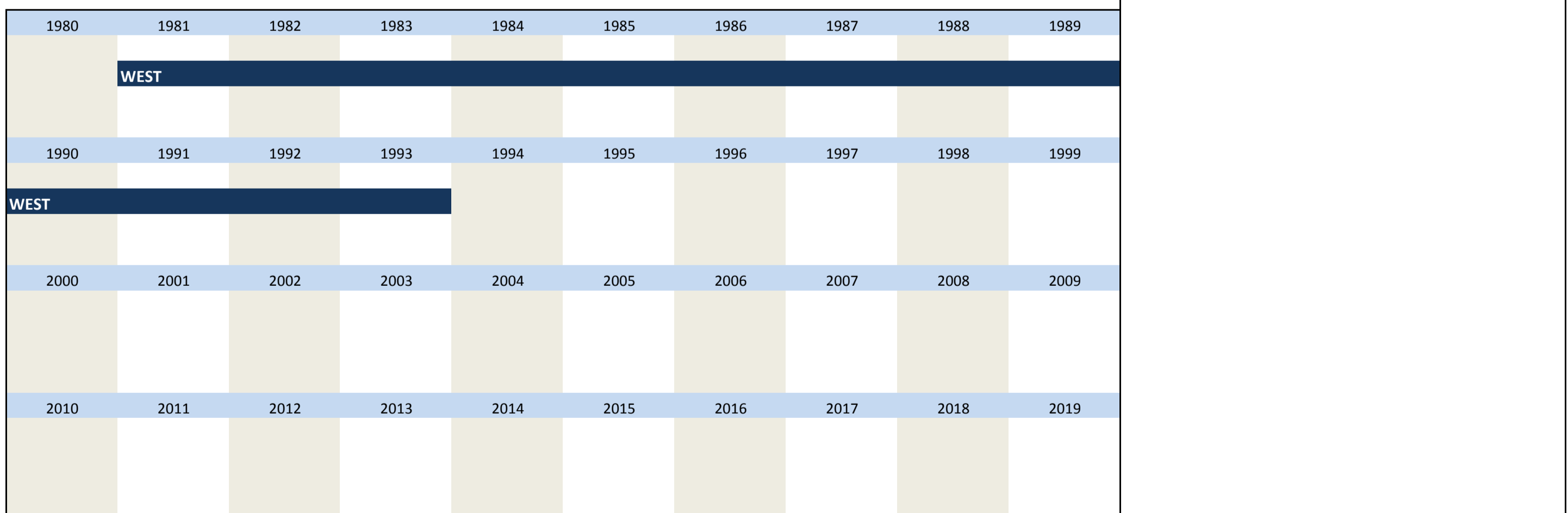


No.	Name	Label	Survey period	Survey frequency
3.4.204)	vg_diffsup2	difficulties of supply	West 08/1981 to 02/1993	Feb, May, Aug, Nov

Wording of question

<p>since 08/1981</p> <p>Feedstock Our stock of the most important raw materials and pre-materials to produce XY is currently [...] if relatively low: The feedstock became scarce due to</p> <p style="text-align: right;">difficulties of supply [1] <input type="text"/></p>	<p>Further information</p> <p>Difficulties of supply</p> <p>Not inquired in November 1981</p>
--	--

Time span of variable



No.	Name	Label	Survey period	Survey frequency
3.4.205)	vg_einf_inno	expected influence of climate change on innovations	East and West 02/2013	once

Wording of question

02/2013					Further information				
How do you evaluate the influence of the forecasted climate change on following sectors of your company?					Expected influence of climate change on innovations				
innovations	positive influence	no influence [2]	negative influence	not specified [4]					
	[1]		[3]						

Time span of variable

1980	1981	1982	1983	1984	1985	1986	1987	1988	1989
1990	1991	1992	1993	1994	1995	1996	1997	1998	1999
2000	2001	2002	2003	2004	2005	2006	2007	2008	2009
2010	2011	2012	2013	2014	2015	2016	2017	2018	2019
			WEST						
			EAST						

No.	Name	Label	Survey period	Survey frequency
3.4.206)	vg_einf_log	expected influence of climate change on logistics	East and West 02/2013	once

Wording of question

02/2013					Further information				
How do you evaluate the influence of the forecasted climate change on following sectors of your company?					Expected influence of climate change on logistics				
logistics	positive influence	no influence [2]	negative influence	not specified [4]					
	[1]		[3]						

Time span of variable

1980	1981	1982	1983	1984	1985	1986	1987	1988	1989
1990	1991	1992	1993	1994	1995	1996	1997	1998	1999
2000	2001	2002	2003	2004	2005	2006	2007	2008	2009
2010	2011	2012	2013	2014	2015	2016	2017	2018	2019
			WEST						
			EAST						

No.	Name	Label	Survey period	Survey frequency
3.4.207)	vg_einf_pers	expected influence of climate change on personnel	East and West 02/2013	once

Wording of question

02/2013					Further information				
How do you evaluate the influence of the forecasted climate change on following sectors of your company?					Expected influence of climate change on personnel				

personnel	positive influence [1]	no influence [2]	negative influence [3]	not specified [4]

Time span of variable

1980	1981	1982	1983	1984	1985	1986	1987	1988	1989
1990	1991	1992	1993	1994	1995	1996	1997	1998	1999
2000	2001	2002	2003	2004	2005	2006	2007	2008	2009
2010	2011	2012	2013	2014	2015	2016	2017	2018	2019
			WEST						
			EAST						

No.	Name	Label	Survey period	Survey frequency
-----	------	-------	---------------	------------------

3.4.208)	vg_einf_prod	expected influence of climate change on production	East and West 02/2013	once
----------	--------------	--	-----------------------	------

Wording of question

02/2013	Further information
How do you evaluate the influence of the forecasted climate change on following sectors of your company?	Expected influence of climate change on production
production	

positive influence [1]	no influence [2]	negative influence [3]	not specified [4]

Time span of variable

1980	1981	1982	1983	1984	1985	1986	1987	1988	1989
1990	1991	1992	1993	1994	1995	1996	1997	1998	1999
2000	2001	2002	2003	2004	2005	2006	2007	2008	2009
2010	2011	2012	2013	2014	2015	2016	2017	2018	2019
			WEST						
			EAST						

No.	Name	Label	Survey period	Survey frequency
-----	------	-------	---------------	------------------

3.4.209)	vg_einf_pur	expected influence of climate change on purchases	East and West 02/2013	once
----------	-------------	---	-----------------------	------

Wording of question

02/2013	Further information
How do you evaluate the influence of the forecasted climate change on following sectors of your company?	Expected influence of climate change on purchases
purchases	

positive influence [1]	no influence [2]	negative influence [3]	not specified [4]

Time span of variable

1980	1981	1982	1983	1984	1985	1986	1987	1988	1989
1990	1991	1992	1993	1994	1995	1996	1997	1998	1999
2000	2001	2002	2003	2004	2005	2006	2007	2008	2009
2010	2011	2012	2013	2014	2015	2016	2017	2018	2019

WEST
EAST

No.	Name	Label	Survey period	Survey frequency
3.4.210)	vg_einf_sal	expected influence of climate change on sales	East and West 02/2013	once

Wording of question

Further information
02/2013 Expected influence of climate change on sales

How do you evaluate the influence of the forecasted climate change on following sectors of your company?

positive influence [1]	no influence [2]	negative influence [3]	not specified [4]
sales			

Time span of variable

1980	1981	1982	1983	1984	1985	1986	1987	1988	1989
1990	1991	1992	1993	1994	1995	1996	1997	1998	1999
2000	2001	2002	2003	2004	2005	2006	2007	2008	2009
2010	2011	2012	2013	2014	2015	2016	2017	2018	2019

WEST
EAST

No.	Name	Label	Survey period	Survey frequency
3.4.211)	vg_einf_wast	expected influence of climate change on waste management	East and West 02/2013	once

Wording of question

Further information
02/2013 Expected influence of climate change on waste management

How do you evaluate the influence of the forecasted climate change on following sectors of your company?

positive influence [1]	no influence [2]	negative influence [3]	not specified [4]
waste management			

Time span of variable

1980	1981	1982	1983	1984	1985	1986	1987	1988	1989
------	------	------	------	------	------	------	------	------	------

1990	1991	1992	1993	1994	1995	1996	1997	1998	1999
EAST									
2000	2001	2002	2003	2004	2005	2006	2007	2008	2009
EAST									
2010	2011	2012	2013	2014	2015	2016	2017	2018	2019

No.	Name of variable	Label	Survey period	Survey frequency
3.4.214)	vg_emppro2	employees in production	West from 09/1980 to 10/2001 East from 01/1991 to 06/2001 East and West since 11/2001	Annual survey* Monthly survey Annual survey**

Wording of question

Wording of question	Further information
<p>From 01/1991 to 11/2001</p> <p>No questionnaires from East Germany available</p> <p>09/1980</p> <p>Number of employees (white- and blue-collar, as of September 1980) in the production of XY</p> <p>ca. persons</p>	<p>* Annual survey 1980: data collection in September 1981 - 2000: data collection in October 1994: no data collection ** annual data collection in November</p> <p>Remark West: The data is collected annually but appears monthly in each data set. Every month the annually collected data is manually added to the data set. The recent data is usually added after 2-3 months from being collected.</p> <p>Example: For November and December 2007 the variable emppro2 contains data that was collected in November 2001. From January 2003 the variable emppro2 contains data that was collected in November 2002.</p> <p>***West from 10/1995 to 10/1997 Month and year of the previous reporting period Example 10/1995: "As of end of September 1995" East from 01/1991 to 06/2000 "As of end of the reporting month"</p>
<p>From 10/1981 to 10/1997</p> <p>Number of employees</p> <p>As of: end of [month] [year]***</p> <p>In our company (domestic enterprises only) we employ [...] persons</p> <p>Thereof [...] persons fall upon XY.</p> <p>..... persons</p>	
<p>10/1998</p> <p>Number of employees</p> <p>In our company (domestic enterprises only) we employ [...] persons</p> <p>Thereof [...] persons fall upon XY.</p> <p>..... persons</p>	
<p>Since 10/1999</p> <p>Number of employees</p> <p>In our company (domestic enterprises only) we employ [...] persons</p> <p>Thereof [...] persons fall upon XY.</p> <p>..... persons (optionally estimates according to the share of sales)</p>	

Timespan of variable

1980	1981	1982	1983	1984	1985	1986	1987	1988	1989
WEST									
1990	1991	1992	1993	1994	1995	1996	1997	1998	1999
WEST									
EAST									
2000	2001	2002	2003	2004	2005	2006	2007	2008	2009
WEST									
EAST									
2010	2011	2012	2013	2014	2015	2016	2017	2018	2019
WEST									
EAST									

--	--	--	--	--	--

No.	Name	Label	Survey period	Survey frequency
-----	------	-------	---------------	------------------

3.4.215)	vg_expexp	expected export trade	West since 01/1980 East since 01/1991	monthly survey monthly survey
----------	-----------	-----------------------	--	----------------------------------

Wording of question

Further information
01/1991 to 11/2001 No questionnaires for the East available
01/1980 to 11/2001 During the next 3 months the extent of our exports - taking former export deals and running order negotiations into account - is expected to
<div style="display: flex; align-items: center;"> <div style="margin-right: 20px;"> increasing [1] not changing [2] decreasing [3] no export [4] </div> </div>
since 01/2002 Expectations for the next 3 months During the next 3 months the extent of our exports - taking former export deals and running order negotiations into account - is expected to
<div style="display: flex; align-items: center;"> <div style="margin-right: 20px;"> increasing [1] not changing [2] decreasing [3] no export of XY [4] </div> </div>

Time span of variable

1980	1981	1982	1983	1984	1985	1986	1987	1988	1989
WEST									
1990	1991	1992	1993	1994	1995	1996	1997	1998	1999
WEST									
	EAST								
2000	2001	2002	2003	2004	2005	2006	2007	2008	2009
WEST									
EAST									
2010	2011	2012	2013	2014	2015	2016	2017	2018	2019
WEST									
EAST									

No.	Name	Label	Survey period	Survey frequency
-----	------	-------	---------------	------------------

3.4.216)	vg_fairhx	exhibitor at an international specialized fair	East and West since 06/2012	irregular, June
----------	-----------	--	-----------------------------	-----------------

Wording of question

Further information
06/2012 Is your company represented as an exhibitor at an international specialized fair?
<div style="display: flex; align-items: center; justify-content: space-around;"> <div>yes [1] <input type="checkbox"/></div> <div>no [2] <input type="checkbox"/></div> </div>

Time span of variable

1980	1981	1982	1983	1984	1985	1986	1987	1988	1989
1990	1991	1992	1993	1994	1995	1996	1997	1998	1999

2000	2001	2002	2003	2004	2005	2006	2007	2008	2009
2010	2011	2012	2013	2014	2015	2016	2017	2018	2019
		WEST EAST							

No.	Name	Label	Survey period	Survey frequency
3.4.217)	vg_fairxh_e	exhibitor at an international specialized fair in a foreign European country	East and West since 06/2012	irregular, June

Wording of question

<p>06/2012</p> <p>Is your company represented as an exhibitor at an international specialized fair?</p> <p>[...]</p> <p>If yes, international specialized fairs</p> <p>- in a foreign European country [1] <input type="text"/></p>	<p>Further information</p> <p>Exhibitor at an international specialized fair in a foreign European country</p>
---	---

Time span of variable

1980	1981	1982	1983	1984	1985	1986	1987	1988	1989
1990	1991	1992	1993	1994	1995	1996	1997	1998	1999
2000	2001	2002	2003	2004	2005	2006	2007	2008	2009
2010	2011	2012	2013	2014	2015	2016	2017	2018	2019
		WEST EAST							

No.	Name	Label	Survey period	Survey frequency
3.4.218)	vg_fairxh_g	exhibitor at an international specialized fair in Germany	East and West since 06/2012	irregular, June

Wording of question

<p>06/2012</p> <p>Is your company represented as an exhibitor at an international specialized fair?</p> <p>[...]</p> <p>If yes, international specialized fairs</p> <p>- in Germany [1] <input type="text"/></p>	<p>Further information</p> <p>Exhibitor at an international specialized fair in Germany</p>
--	--

Time span of variable

1980	1981	1982	1983	1984	1985	1986	1987	1988	1989
1990	1991	1992	1993	1994	1995	1996	1997	1998	1999
2000	2001	2002	2003	2004	2005	2006	2007	2008	2009

2010	2011	2012	2013	2014	2015	2016	2017	2018	2019
		WEST EAST							

No.	Name	Label	Survey period	Survey frequency
-----	------	-------	---------------	------------------

3.4.219)	vg_fairxh_ne	exhibitor at an international specialized fair in a country outside Europe	East and West since 06/2012	irregular, June
----------	--------------	--	-----------------------------	-----------------

Wording of question

06/2012	Further information
Is your company represented as an exhibitor at an international specialized fair?	Exhibitor at an international specialized fair in a country outside of Europe
[...]	
If yes, international specialized fairs	
- in a country outside of Europe [1] <input type="text"/>	

Time span of variable

1980	1981	1982	1983	1984	1985	1986	1987	1988	1989
1990	1991	1992	1993	1994	1995	1996	1997	1998	1999
2000	2001	2002	2003	2004	2005	2006	2007	2008	2009
2010	2011	2012	2013	2014	2015	2016	2017	2018	2019
		WEST EAST							

No.	Name	Label	Survey period	Survey frequency
-----	------	-------	---------------	------------------

3.4.220)	vg_fairxhexp	exhibitor at an international specialized fair during next 2-3 years	East and West 06/2012	once
----------	--------------	--	-----------------------	------

Wording of question

06/2012	Further information
Will your company be represented as an exhibitor at an international specialized fair during the next 2-3 years?	Exhibitor at an international specialized fair during the next 2-3 years
yes [1] <input type="text"/>	
no [2] <input type="text"/>	

Time span of variable

1980	1981	1982	1983	1984	1985	1986	1987	1988	1989
1990	1991	1992	1993	1994	1995	1996	1997	1998	1999
2000	2001	2002	2003	2004	2005	2006	2007	2008	2009
2010	2011	2012	2013	2014	2015	2016	2017	2018	2019
		WEST EAST							

--	--	--	--	--	--

No.	Name	Label	Survey period	Survey frequency
-----	------	-------	---------------	------------------

3.4.221)	vg_fairhexp_e	exhibitor at an international specialized fair in a foreign European country during next 2-3 years	East and West 06/2012	once
----------	---------------	--	-----------------------	------

Wording of question

<p>06/2012</p> <p>Will your company be represented as an exhibitor at an international specialized fair during the next 2-3 years?</p> <p>[...]</p> <p>If yes, international specialized fairs</p> <p style="padding-left: 40px;">- in a foreign European country [1] <input type="text"/></p>	<p>Further information</p> <p>Exhibitor at an international specialized fair in a foreign European country during the next 2-3 years</p>
--	---

Time span of variable

1980	1981	1982	1983	1984	1985	1986	1987	1988	1989
1990	1991	1992	1993	1994	1995	1996	1997	1998	1999
2000	2001	2002	2003	2004	2005	2006	2007	2008	2009
2010	2011	2012	2013	2014	2015	2016	2017	2018	2019
		WEST							
		EAST							

No.	Name	Label	Survey period	Survey frequency
-----	------	-------	---------------	------------------

3.4.222)	vg_fairhexp_g	exhibitor at an international specialized fair in Germany during next 2-3 years	East and West 06/2012	once
----------	---------------	---	-----------------------	------

Wording of question

<p>06/2012</p> <p>Will your company be represented as an exhibitor at an international specialized fair during the next 2-3 years?</p> <p>[...]</p> <p>If yes, international specialized fairs</p> <p style="padding-left: 40px;">- in Germany [1] <input type="text"/></p>	<p>Further information</p> <p>Exhibitor at an international specialized fair in Germany during the next 2-3 years</p>
---	--

Time span of variable

1980	1981	1982	1983	1984	1985	1986	1987	1988	1989
1990	1991	1992	1993	1994	1995	1996	1997	1998	1999
2000	2001	2002	2003	2004	2005	2006	2007	2008	2009
2010	2011	2012	2013	2014	2015	2016	2017	2018	2019
		WEST							
		EAST							

No.	Name	Label	Survey period	Survey frequency
-----	------	-------	---------------	------------------

3.4.223) **vg_fairhexp_ne** exhibitor at an international specialized fair in a country outside Europe during next 2-3 years **East and West 06/2012** **once**

Wording of question

<p>06/2012</p> <p>Will your company be represented as an exhibitor at an international specialized fair during the next 2-3 years?</p> <p>[...]</p> <p>If yes, international specialized fairs</p> <p style="margin-left: 40px;">- in a country outside of Europe [1] <input style="width: 50px; height: 15px;" type="text"/></p>	<p>Further information</p> <p>Exhibitor at an international specialized fair in a country outside of Europe during the next 2--3 years</p>
---	---

Time span of variable

1980	1981	1982	1983	1984	1985	1986	1987	1988	1989
1990	1991	1992	1993	1994	1995	1996	1997	1998	1999
2000	2001	2002	2003	2004	2005	2006	2007	2008	2009
2010	2011	2012	2013	2014	2015	2016	2017	2018	2019

WEST
EAST

No.	Name	Label	Survey period	Survey frequency
-----	------	-------	---------------	------------------

3.4.224) **vg_fambus** family business **East and West 02/2014** **once**

Wording of question

<p>02/2014</p> <p>D) For research purposes</p> <p>Do you envision yourself as a family business?</p> <p>(This means a company whose voting capital is held predominately by one or more families that are connected)</p> <p style="margin-left: 40px;"><input style="width: 50px; height: 15px;" type="text"/> yes[1] <input style="width: 50px; height: 15px;" type="text"/> no[2]</p>	<p>Further Information</p>
--	-----------------------------------

Time span of variable

1980	1981	1982	1983	1984	1985	1986	1987	1988	1989
1990	1991	1992	1993	1994	1995	1996	1997	1998	1999
2000	2001	2002	2003	2004	2005	2006	2007	2008	2009
2010	2011	2012	2013	2014	2015	2016	2017	2018	2019

WEST
EAST

No.	Name	Label	Survey period	Survey frequency
-----	------	-------	---------------	------------------

3.4.225) **vg_fest** feedstock **West 02/1980 to 05/1994** **Feb, May, Aug, Nov**

Wording of question

since 02/1980 Feedstock Our stock of the most important raw materials and pre-materials to produce XY is currently <div style="text-align: center;"> relatively high [1] normal [2] relatively low [3] stock-keeping not usual [4] </div>	Further information feedstock Not inquired in November 1981																																																												
Time span of variable																																																													
<table border="1" style="width: 100%; text-align: center;"> <tr> <td>1980</td><td>1981</td><td>1982</td><td>1983</td><td>1984</td><td>1985</td><td>1986</td><td>1987</td><td>1988</td><td>1989</td> </tr> <tr style="background-color: #002060; color: white;"> <td colspan="10">WEST</td> </tr> <tr> <td>1990</td><td>1991</td><td>1992</td><td>1993</td><td>1994</td><td>1995</td><td>1996</td><td>1997</td><td>1998</td><td>1999</td> </tr> <tr style="background-color: #002060; color: white;"> <td colspan="5">WEST</td><td></td><td></td><td></td><td></td><td></td> </tr> <tr> <td>2000</td><td>2001</td><td>2002</td><td>2003</td><td>2004</td><td>2005</td><td>2006</td><td>2007</td><td>2008</td><td>2009</td> </tr> <tr> <td>2010</td><td>2011</td><td>2012</td><td>2013</td><td>2014</td><td>2015</td><td>2016</td><td>2017</td><td>2018</td><td>2019</td> </tr> </table>	1980	1981	1982	1983	1984	1985	1986	1987	1988	1989	WEST										1990	1991	1992	1993	1994	1995	1996	1997	1998	1999	WEST										2000	2001	2002	2003	2004	2005	2006	2007	2008	2009	2010	2011	2012	2013	2014	2015	2016	2017	2018	2019	
1980	1981	1982	1983	1984	1985	1986	1987	1988	1989																																																				
WEST																																																													
1990	1991	1992	1993	1994	1995	1996	1997	1998	1999																																																				
WEST																																																													
2000	2001	2002	2003	2004	2005	2006	2007	2008	2009																																																				
2010	2011	2012	2013	2014	2015	2016	2017	2018	2019																																																				

No.	Name	Label	Survey period	Survey frequency
3.4.226)	vg_festwe	feedstock in weeks	West since 02/1980 East since 02/2001	Feb, May, Aug, Nov Feb, May, Aug, Nov

Wording of question

02/2001 to 11/2001 No questionnaires for the East available	Further information Feedstock in weeks <u>Bedeutung in Datensatz:</u> "no feedstock" = 0 weeks "less than 1/2" = 0,3 weeks "more than 6, in fact", but just ticked = 8 weeks
02/1980 to 08/1981 Feedstock Our feedstock is currently sufficient for <div style="text-align: center;"> less than 0,5 0,5 1 2 3 4 5 6 more than 6, in fact </div> weeks of production (measured by the current extent of production)	
11/1981 to 02/1994 Feedstock Our stock of the raw materials and pre-materials most important to us are currently sufficient for <div style="text-align: center;"> no feedstock less than 0,5 0,5 1 2 3 4 5 6 more than 6, in fact </div> weeks of production (measured by the current extent of production)	
05/1994 Feedstock Our stock of the most important raw materials and pre-materials to produce XY is currently [...] They are currently sufficient for <div style="text-align: center;"> no feedstock less than 0,5 0,5 1 2 3 4 5 6 more than 6, in fact </div> weeks of production (measured by the current extent of production)	
08/1994 to 11/2001 Feedstock Our stock of the raw materials and pre-materials most important to us for the production of XY are currently sufficient for	

no feedstock | than 0,5 | less | 0,5 | 1 | 2 | 3 | 4 | 5 | 6 | more than 6, in fact

weeks of production (measured by the current extent of production)

since 02/2002

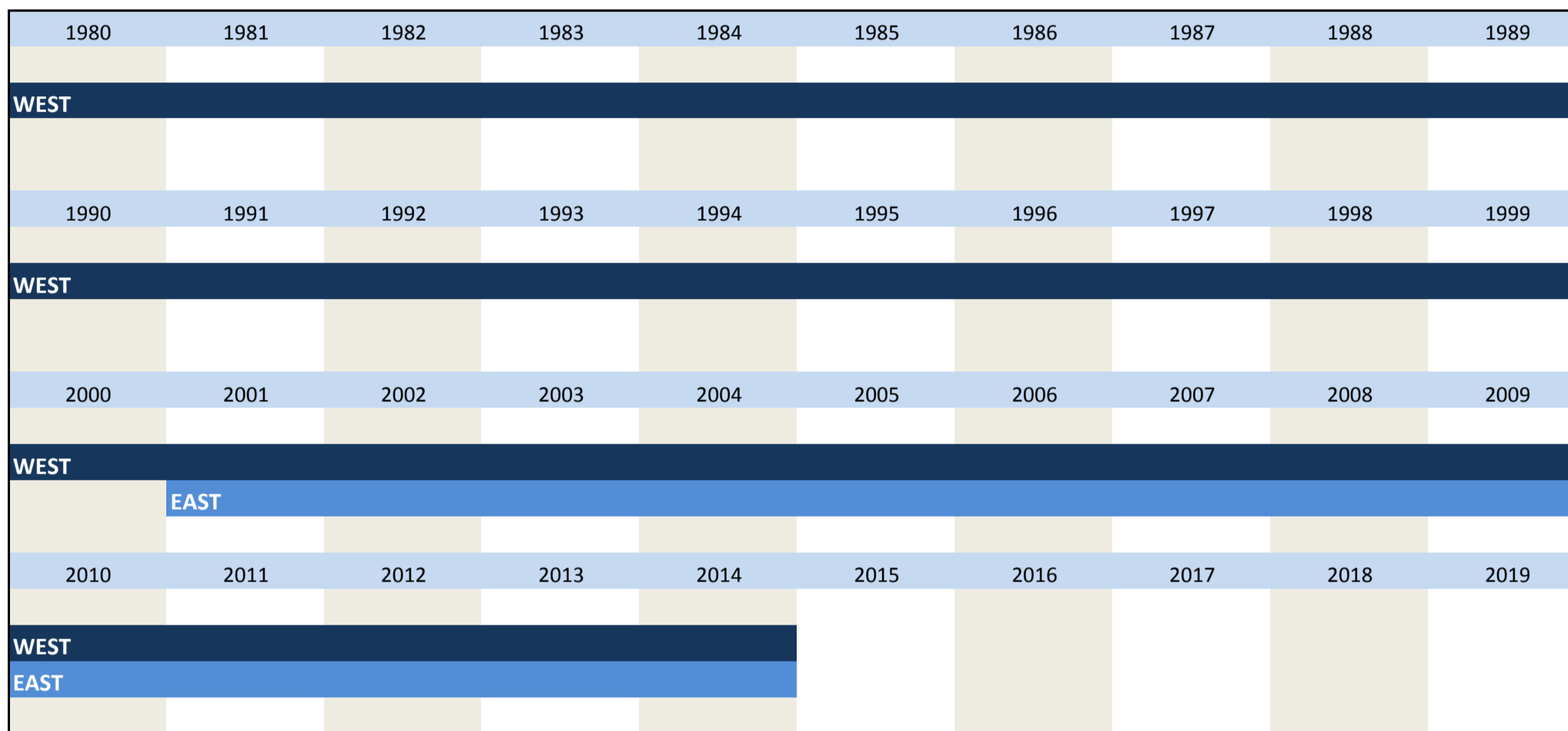
Feedstock
 Our stock of the raw materials and pre-materials most important to us for the production of XY are currently sufficient for

no feedstock | than 0,5 | less | 0,5 | 1 | 2 | 3 | 4 | 5 | 6 | more than 6, in fact

Produktion von ... weeks**

**measured by the current extent of production

Time span of variable



No.	Name	Label	Survey period	Survey frequency
3.4.227)	vg_fincohi	high costs of financing	West 05/1982 to 02/1993	Feb, May, Aug, Nov

Wording of question

since 05/1982

Feedstock
 Our stock of the most important raw materials and pre-materials to produce XY is currently
 [...]
 if relatively low:

We currently have a low stock on purpose because of

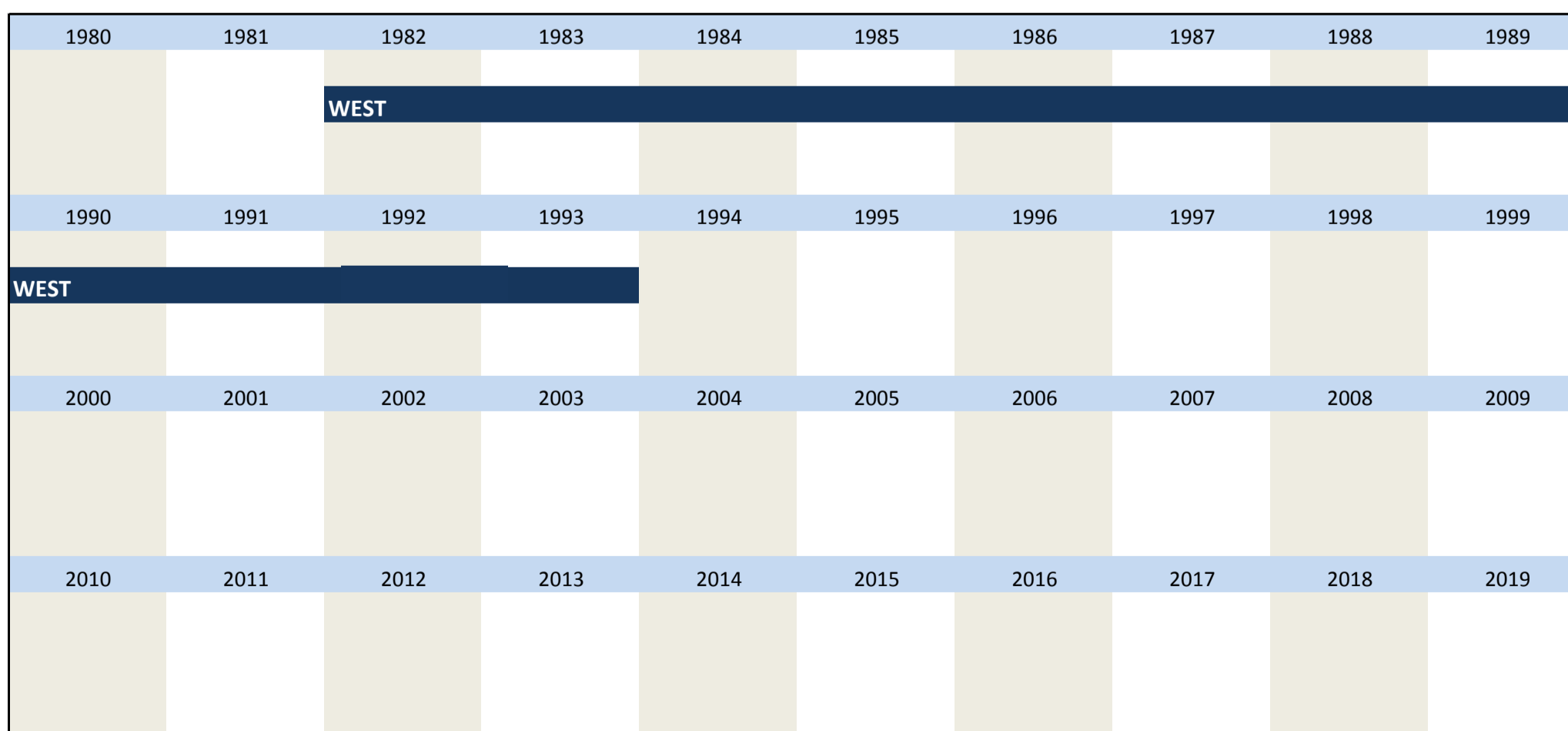
unusual high costs of financing [1]

Further information

high costs of financing

**"currently" since 02/1988

Time span of variable



No.	Name	Label	Survey period	Survey frequency
-----	------	-------	---------------	------------------

Wording of question

since 05/1982

Feedstock
Our stock of the most important raw materials and pre-materials to produce XY is currently [...]

if relatively high:
We currently have a high stock because of

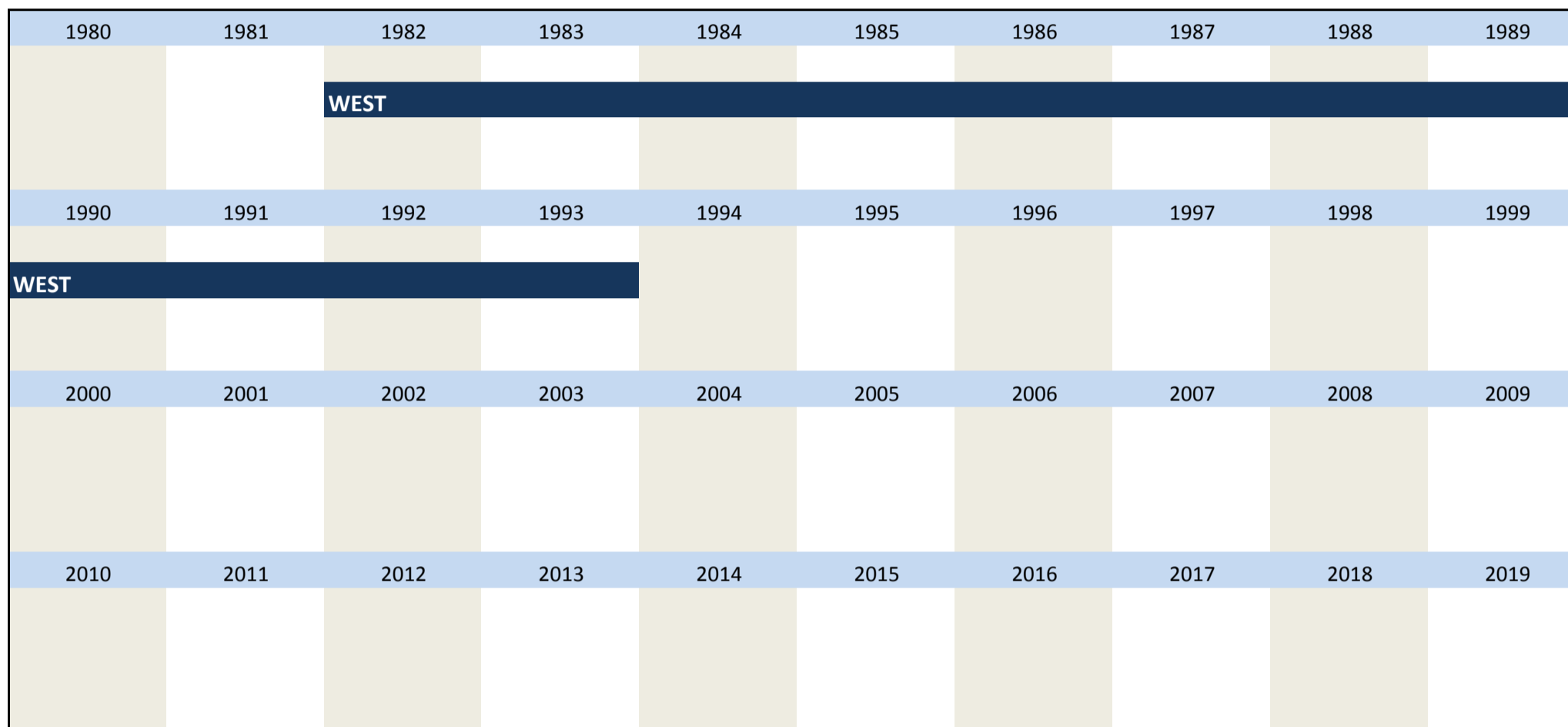
relatively low costs of financing [1]

Further information

low costs of financing

*"currently" since 02/1988

Time span of variable



No.	Name	Label	Survey period	Survey frequency
-----	------	-------	---------------	------------------

Wording of question

03/2013

How important is a flight connection to destinations in [...] for your company?

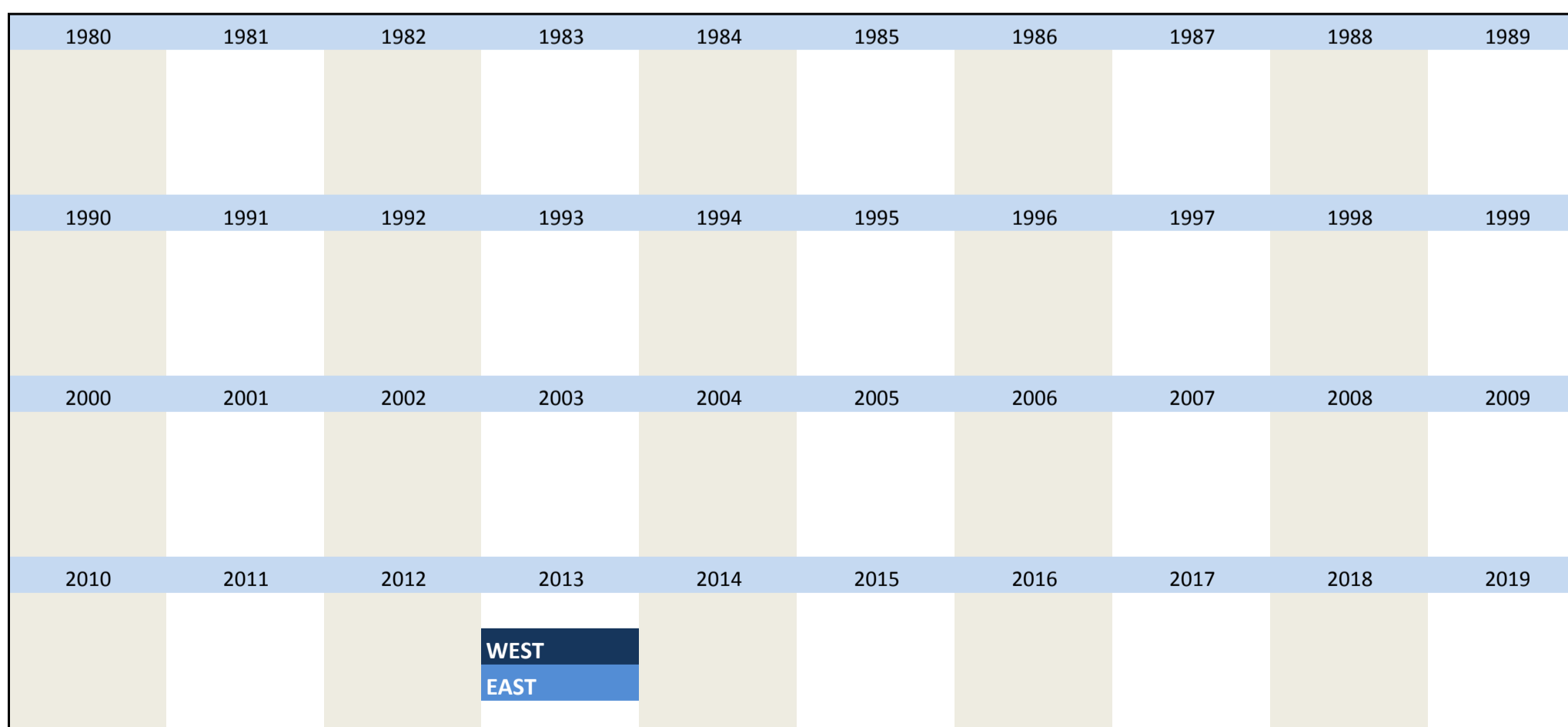
very important	important	less important	unimportant
[1]	[2]	[3]	[4]

Europe

Further information

Importance of flight connections to destinations in Europe

Time span of variable



No.	Name	Label	Survey period	Survey frequency
-----	------	-------	---------------	------------------

Wording of question

03/2013					Further information				
How important is a flight connection to destinations in [...] for your company?					Importance of flight connections to destinations in Germany				
	very important	important	less important	unimportant					
	[1]	[2]	[3]	[4]					
Germany									

Time span of variable

1980	1981	1982	1983	1984	1985	1986	1987	1988	1989
1990	1991	1992	1993	1994	1995	1996	1997	1998	1999
2000	2001	2002	2003	2004	2005	2006	2007	2008	2009
2010	2011	2012	2013	2014	2015	2016	2017	2018	2019
			WEST						
			EAST						

No.	Name	Label	Survey period	Survey frequency
3.4.231)	vg_flight_world	importance of flight connections worldwide	East and West 03/2013	once

Wording of question

03/2013					Further information				
How important is a flight connection to destinations [...] for your company?					Importance of flight connections to destinations worldwide				
	very important	important	less important	unimportant					
	[1]	[2]	[3]	[4]					
worldwide									

Time span of variable

1980	1981	1982	1983	1984	1985	1986	1987	1988	1989
1990	1991	1992	1993	1994	1995	1996	1997	1998	1999
2000	2001	2002	2003	2004	2005	2006	2007	2008	2009
2010	2011	2012	2013	2014	2015	2016	2017	2018	2019
			WEST						
			EAST						

No.	Name	Label	Survey period	Survey frequency
3.4.232)	vg_foreord	foreign orders (appraisal)	West since 01/1980 East since 01/1991	monthly survey monthly survey

Wording of question

01/1991 to 11/2001					Further information				
No questionnaires for the East available					Appraisal of foreign orders				
					01/2002 and 02/2002				
					*instead of "Current situation"				

01/1980 to 11/2001

We consider our foreign order backlog for XY currently to be

relatively high [1]
 (e.g. extended time of delivery)
 enough [2]
 too small [3]
 no export XY [4]

since 01/2002

Current situation*

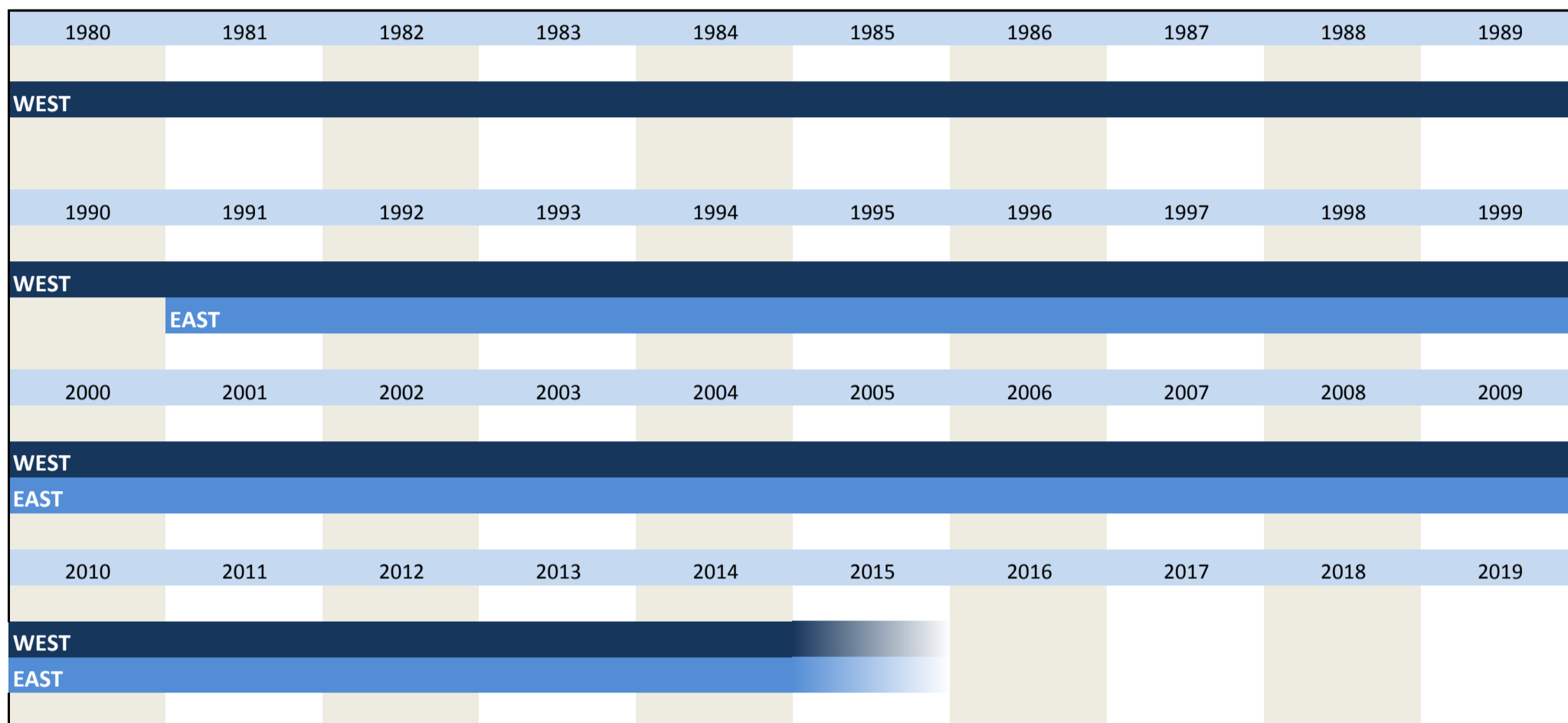
We consider our (current**) foreign order backlog to be

for export

relatively high [1]
 enough [2]
 or not customary
 too small [3]
 no export XY [4]

→ "Current situation and tendencies"
 **addition "current"

Time span of variable



No.	Name	Label	Survey period	Survey frequency
3.4.233)	vg_hcount	headcount	West since 03/2002 East since 09/1994*	Mrch, Jun, Sep, Dec Mrch, Jun, Sep, Dec

Wording of question

09/1994 to 12/2001

No questionnaires for the East available

since 03/2002

We consider our head count with respect to the expected sales development of XY during the next 12 months to be

relatively high [1]
 (e.g. reduction of staff necessary)

enough [2]

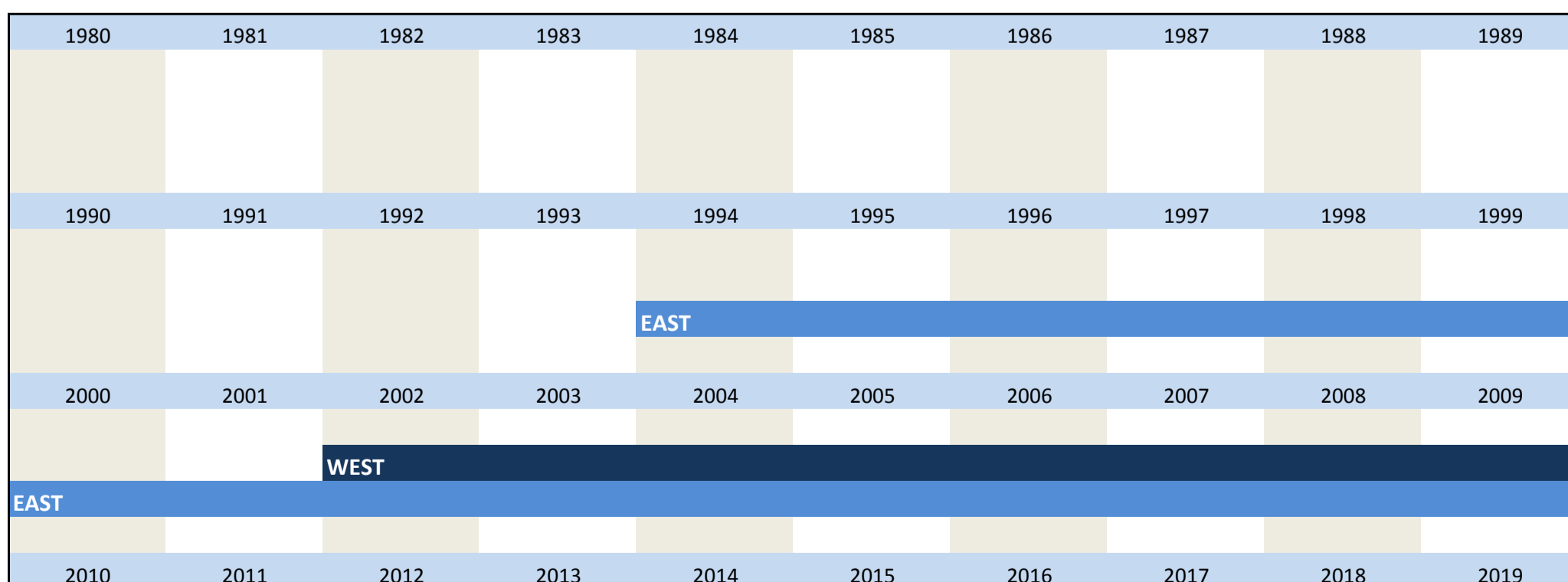
too low [3]
 (e.g. additional staff necessary)

Further information

Development of the headcount

* no inquiry in Dec 2001 but in Nov 2001

Time span of variable



WEST						
EAST						

No.	Name	Label	Survey period	Survey frequency
-----	------	-------	---------------	------------------

3.4.234)	vg_inf_cold	influence of cold waves on value added	East and West 02/2013	once
----------	-------------	--	-----------------------	------

Wording of question

02/2013	Further information								
How did extreme weather conditions in the past influence the value added of your company?	Influence of cold waves (incl. ice and snow) on the value added								
<table border="1"> <tr> <td>positive influence [1]</td> <td>no influence [2]</td> <td>negative influence [3]</td> <td>not specified [4]</td> </tr> <tr> <td></td> <td></td> <td></td> <td></td> </tr> </table>	positive influence [1]	no influence [2]	negative influence [3]	not specified [4]					
positive influence [1]	no influence [2]	negative influence [3]	not specified [4]						
cold waves (incl. ice and snow)									

Time span of variable

1980	1981	1982	1983	1984	1985	1986	1987	1988	1989
1990	1991	1992	1993	1994	1995	1996	1997	1998	1999
2000	2001	2002	2003	2004	2005	2006	2007	2008	2009
2010	2011	2012	2013	2014	2015	2016	2017	2018	2019
			WEST						
			EAST						

No.	Name	Label	Survey period	Survey frequency
-----	------	-------	---------------	------------------

3.4.235)	vg_inf_drou	influence of drought on value added	East and West 02/2013	once
----------	-------------	-------------------------------------	-----------------------	------

Wording of question

02/2013	Further information								
How did extreme weather conditions in the past influence the value added of your company?	Influence of drought on the value added								
<table border="1"> <tr> <td>positive influence [1]</td> <td>no influence [2]</td> <td>negative influence [3]</td> <td>not specified [4]</td> </tr> <tr> <td></td> <td></td> <td></td> <td></td> </tr> </table>	positive influence [1]	no influence [2]	negative influence [3]	not specified [4]					
positive influence [1]	no influence [2]	negative influence [3]	not specified [4]						
drought									

Time span of variable

1980	1981	1982	1983	1984	1985	1986	1987	1988	1989
1990	1991	1992	1993	1994	1995	1996	1997	1998	1999
2000	2001	2002	2003	2004	2005	2006	2007	2008	2009
2010	2011	2012	2013	2014	2015	2016	2017	2018	2019
			WEST						
			EAST						

No.	Name	Label	Survey period	Survey frequency
3.4.236)	vg_inf_heat	influence of heatwaves on value added	East and West 02/2013	once

Wording of question

02/2013		Further information			
How did extreme weather conditions in the past influence the value added of your company?		Influence of heatwaves on the value added			
heatwaves	positive influence [1]	no influence [2]	negative influence [3]	not specified [4]	

Time span of variable

1980	1981	1982	1983	1984	1985	1986	1987	1988	1989
1990	1991	1992	1993	1994	1995	1996	1997	1998	1999
2000	2001	2002	2003	2004	2005	2006	2007	2008	2009
2010	2011	2012	2013	2014	2015	2016	2017	2018	2019
			WEST						
			EAST						

No.	Name	Label	Survey period	Survey frequency
3.4.237)	vg_inf_rain	influence of heavy rainfall on value added	East and West 02/2013	once

Wording of question

02/2013		Further information			
How did extreme weather conditions in the past influence the value added of your company?		Influence of heavy rainfall on the value added			
heavy rainfall	positive influence [1]	no influence [2]	negative influence [3]	not specified [4]	

Time span of variable

1980	1981	1982	1983	1984	1985	1986	1987	1988	1989
1990	1991	1992	1993	1994	1995	1996	1997	1998	1999
2000	2001	2002	2003	2004	2005	2006	2007	2008	2009
2010	2011	2012	2013	2014	2015	2016	2017	2018	2019
			WEST						
			EAST						

No.	Name	Label	Survey period	Survey frequency
-----	------	-------	---------------	------------------

3.4.238)

vg_inf_storm

influence of storms on value added

East and West 02/2013

once

Wording of question

02/2013					Further information				
How did extreme weather conditions in the past influence the value added of your company?					Influence of storms on the value added				
		positive influence [1]	no influence [2]	negative influence [3]	not specified [4]				
storms		<input type="text"/>	<input type="text"/>	<input type="text"/>	<input type="text"/>				

Time span of variable

1980	1981	1982	1983	1984	1985	1986	1987	1988	1989
1990	1991	1992	1993	1994	1995	1996	1997	1998	1999
2000	2001	2002	2003	2004	2005	2006	2007	2008	2009
2010	2011	2012	2013	2014	2015	2016	2017	2018	2019
			WEST						
			EAST						

No.	Name	Label	Survey period	Survey frequency
-----	------	-------	---------------	------------------

3.4.239)

vg_invcon

investment in construction last year

East and West since 05/2015

Wording of question

05/2015					Further information				
Investments 1) Last year (20YY* compared to 20WW**) our investments were					*20YY means last year e.g.: If the question was posed in 2015: 20YY=2014				
		Total investments, thereof in: construction							
increased [1]		<input type="text"/>			*20WW means two years ago e.g.: If the question was posed in 2015: 20WW=2013				
not changed [2]		<input type="text"/>							
decreased [3]		<input type="text"/>							

Time span of variable

1980	1981	1982	1983	1984	1985	1986	1987	1988	1989
1990	1991	1992	1993	1994	1995	1996	1997	1998	1999
2000	2001	2002	2003	2004	2005	2006	2007	2008	2009
2010	2011	2012	2013	2014	2015	2016	2017	2018	2019
					WEST				
					EAST				

No.	Name	Label	Survey period	Survey frequency
-----	------	-------	---------------	------------------

3.4.240)

vg_invconexp

expected investment in construction this year

East and West since 05/2015

Wording of question

05/2015					Further information				
Investments 1) In the current year (20XX* compared to 20YY**) our investments will likely					*20XX means current year				

Total investments, thereof in: construction		e.g.: If the question was posed in 2015: 20XX=2015 **20YY means last year e.g.: If the question was posed in 2015: 20YY=2014
increase [1]	<input type="text"/>	
not change [2]	<input type="text"/>	
decrease [3]	<input type="text"/>	

Time span of variable

1980	1981	1982	1983	1984	1985	1986	1987	1988	1989
1990	1991	1992	1993	1994	1995	1996	1997	1998	1999
2000	2001	2002	2003	2004	2005	2006	2007	2008	2009
2010	2011	2012	2013	2014	2015	2016	2017	2018	2019
					WEST				
					EAST				

No.	Name	Label	Survey period	Survey frequency
-----	------	-------	---------------	------------------

3.4.241)	vg_inveq	investment in equipment last year	East and West since 05/2015	
----------	----------	-----------------------------------	-----------------------------	--

Wording of question

05/2015	Investments	Further information *20YY means last year e.g.: If the question was posed in 2015: 20YY=2014 *20WW means two years ago e.g.: If the question was posed in 2015: 20WW=2013
1) Last year (20YY* compared to 20WW**) our investments were	Total investments, thereof in: equipment	
increased [1]	<input type="text"/>	
not changed [2]	<input type="text"/>	
decreased [3]	<input type="text"/>	

Time span of variable

1980	1981	1982	1983	1984	1985	1986	1987	1988	1989
1990	1991	1992	1993	1994	1995	1996	1997	1998	1999
2000	2001	2002	2003	2004	2005	2006	2007	2008	2009
2010	2011	2012	2013	2014	2015	2016	2017	2018	2019
					WEST				
					EAST				

No.	Name	Label	Survey period	Survey frequency
-----	------	-------	---------------	------------------

3.4.242)	vg_inveqexp	expected investment in equipment this year	East and West since 05/2015	
----------	-------------	--	-----------------------------	--

Wording of question

05/2015	Investments	Further information *20XX means current year e.g.: If the question was posed in 2015: 20XX=2015 **20YY means last year e.g.: If the question was posed in 2015: 20YY=2014
1) In the current year (20XX* compared to 20YY**) our investments will likely	Total investments, thereof in: equipment	
increase [1]	<input type="text"/>	
not change [2]	<input type="text"/>	
decrease [3]	<input type="text"/>	

Time span of variable

1980	1981	1982	1983	1984	1985	1986	1987	1988	1989
------	------	------	------	------	------	------	------	------	------

1990	1991	1992	1993	1994	1995	1996	1997	1998	1999
2000	2001	2002	2003	2004	2005	2006	2007	2008	2009
2010	2011	2012	2013	2014	2015	2016	2017	2018	2019
				WEST					
				EAST					

No.	Name	Label	Survey period	Survey frequency
3.4.243)	vg_invest	total investment last year	East and West since 05/2015	

Wording of question

05/2015	Further information												
Investments 1) Last year (20YY* compared to 20WW**) our investments were <table border="0"> <tr> <td></td> <td style="text-align: center;">Total investments</td> <td></td> </tr> <tr> <td>increased [1]</td> <td style="text-align: center;"><input type="text"/></td> <td></td> </tr> <tr> <td>not changed [2]</td> <td style="text-align: center;"><input type="text"/></td> <td></td> </tr> <tr> <td>decreased [3]</td> <td style="text-align: center;"><input type="text"/></td> <td></td> </tr> </table>		Total investments		increased [1]	<input type="text"/>		not changed [2]	<input type="text"/>		decreased [3]	<input type="text"/>		*20YY means last year e.g.: If the question was posed in 2015: 20YY=2014 *20WW means two years ago e.g.: If the question was posed in 2015: 20WW=2013
	Total investments												
increased [1]	<input type="text"/>												
not changed [2]	<input type="text"/>												
decreased [3]	<input type="text"/>												

Time span of variable

1980	1981	1982	1983	1984	1985	1986	1987	1988	1989
1990	1991	1992	1993	1994	1995	1996	1997	1998	1999
2000	2001	2002	2003	2004	2005	2006	2007	2008	2009
2010	2011	2012	2013	2014	2015	2016	2017	2018	2019
				WEST					
				EAST					

No.	Name	Label	Survey period	Survey frequency
3.4.244)	vg_investexp	expected total investment this year	East and West since 05/2015	

Wording of question

05/2015	Further information												
Investments 1) In the current year (20XX* compared to 20YY**) our investments will likely <table border="0"> <tr> <td></td> <td style="text-align: center;">Total investments</td> <td></td> </tr> <tr> <td>increase [1]</td> <td style="text-align: center;"><input type="text"/></td> <td></td> </tr> <tr> <td>not change [2]</td> <td style="text-align: center;"><input type="text"/></td> <td></td> </tr> <tr> <td>decrease [3]</td> <td style="text-align: center;"><input type="text"/></td> <td></td> </tr> </table>		Total investments		increase [1]	<input type="text"/>		not change [2]	<input type="text"/>		decrease [3]	<input type="text"/>		*20XX means current year e.g.: If the question was posed in 2015: 20XX=2015 **20YY means last year e.g.: If the question was posed in 2015: 20YY=2014
	Total investments												
increase [1]	<input type="text"/>												
not change [2]	<input type="text"/>												
decrease [3]	<input type="text"/>												

Time span of variable

1980	1981	1982	1983	1984	1985	1986	1987	1988	1989
1990	1991	1992	1993	1994	1995	1996	1997	1998	1999
2000	2001	2002	2003	2004	2005	2006	2007	2008	2009
2010	2011	2012	2013	2014	2015	2016	2017	2018	2019
				WEST					
				EAST					

No.	Name	Label	Survey period	Survey frequency
-----	------	-------	---------------	------------------

3.4.245)	vg_j1	Japan crisis q1	East and West 05/2011	once
----------	-------	-----------------	-----------------------	------

Wording of question

<p>05/2011</p> <p>Are you currently directly or indirectly affected via other presuppliers by supply shortage resulting from the Japan crisis and/or will you be affected during the next 3 months?</p> <p>currently: <input type="checkbox"/> yes [1]</p> <p><input type="checkbox"/> no [2]</p>	<p>Further information</p> <p>Japan crisis question 1</p>
---	--

Time span of variable

1980	1981	1982	1983	1984	1985	1986	1987	1988	1989
1990	1991	1992	1993	1994	1995	1996	1997	1998	1999
2000	2001	2002	2003	2004	2005	2006	2007	2008	2009
2010	2011	2012	2013	2014	2015	2016	2017	2018	2019
	WEST								
	EAST								

No.	Name	Label	Survey period	Survey frequency
-----	------	-------	---------------	------------------

3.4.246)	vg_j2	Japan crisis q2	East and West 05/2011	once
----------	-------	-----------------	-----------------------	------

Wording of question

<p>05/2011</p> <p>Are you currently directly or indirectly affected via other presuppliers by supply shortage resulting from the Japan crisis and/or will you be affected during the next 3 months?</p> <p>currently: If yes: (reference to question J1)</p> <p>Our methods: Other suppliers <input type="checkbox"/> yes [1]</p> <p><input type="checkbox"/> no [2]</p>	<p>Further information</p> <p>Japan crisis question 2</p>
--	--

Time span of variable

1980	1981	1982	1983	1984	1985	1986	1987	1988	1989
1990	1991	1992	1993	1994	1995	1996	1997	1998	1999
2000	2001	2002	2003	2004	2005	2006	2007	2008	2009
2010	2011	2012	2013	2014	2015	2016	2017	2018	2019
	WEST								
	EAST								

No.	Name	Label	Survey period	Survey frequency
-----	------	-------	---------------	------------------

Wording of question

<p>05/2011</p> <p>Are you currently directly or indirectly affected via other presuppliers by supply shortage resulting from the Japan crisis and/or will you be affected during the next 3 months?</p> <p>currently: If yes: (reference to question J1)</p> <p style="margin-left: 100px;">Our methods: reduction of production</p> <div style="margin-left: 350px;"> <input type="text"/> yes [1] </div> <div style="margin-left: 350px; margin-top: 5px;"> <input type="text"/> no [2] </div>	<p>Further information</p> <p>Japan crisis question 3</p>
---	---

Time span of variable

1980	1981	1982	1983	1984	1985	1986	1987	1988	1989
1990	1991	1992	1993	1994	1995	1996	1997	1998	1999
2000	2001	2002	2003	2004	2005	2006	2007	2008	2009
2010	2011	2012	2013	2014	2015	2016	2017	2018	2019
	WEST								
	EAST								

No.	Name	Label	Survey period	Survey frequency
-----	------	-------	---------------	------------------

Wording of question

<p>05/2011</p> <p>Are you currently directly or indirectly affected via other presuppliers by supply shortage resulting from the Japan crisis and/or will you be affected during the next 3 months?</p> <p>During the next 3 months:</p> <div style="margin-left: 350px;"> <input type="text"/> yes [1] </div> <div style="margin-left: 350px; margin-top: 5px;"> <input type="text"/> no [2] </div>	<p>Further information</p> <p>Japan crisis question 4</p>
--	---

Time span of variable

1980	1981	1982	1983	1984	1985	1986	1987	1988	1989
1990	1991	1992	1993	1994	1995	1996	1997	1998	1999
2000	2001	2002	2003	2004	2005	2006	2007	2008	2009
2010	2011	2012	2013	2014	2015	2016	2017	2018	2019
	WEST								
	EAST								

No.	Name	Label	Survey period	Survey frequency
-----	------	-------	---------------	------------------

Wording of question

<p>05/2011</p> <p>Are you currently directly or indirectly affected via other presuppliers by supply shortage resulting from the Japan crisis and/or will you be affected during the next 3 months?</p> <p>During the next 3 months: If yes: (reference to question J1) Our methods: other suppliers <input type="text"/> yes [1]</p> <p> <input type="text"/> no [2]</p>	<p>Further information</p> <p>Japan crisis question 5</p>
---	---

Time span of variable

1980	1981	1982	1983	1984	1985	1986	1987	1988	1989
1990	1991	1992	1993	1994	1995	1996	1997	1998	1999
2000	2001	2002	2003	2004	2005	2006	2007	2008	2009
2010	2011	2012	2013	2014	2015	2016	2017	2018	2019
	WEST								
	EAST								

No.	Name	Label	Survey period	Survey frequency
3.4.250)	vg_j6	Japan crisis q6	East and West 05/2011	once

Wording of question

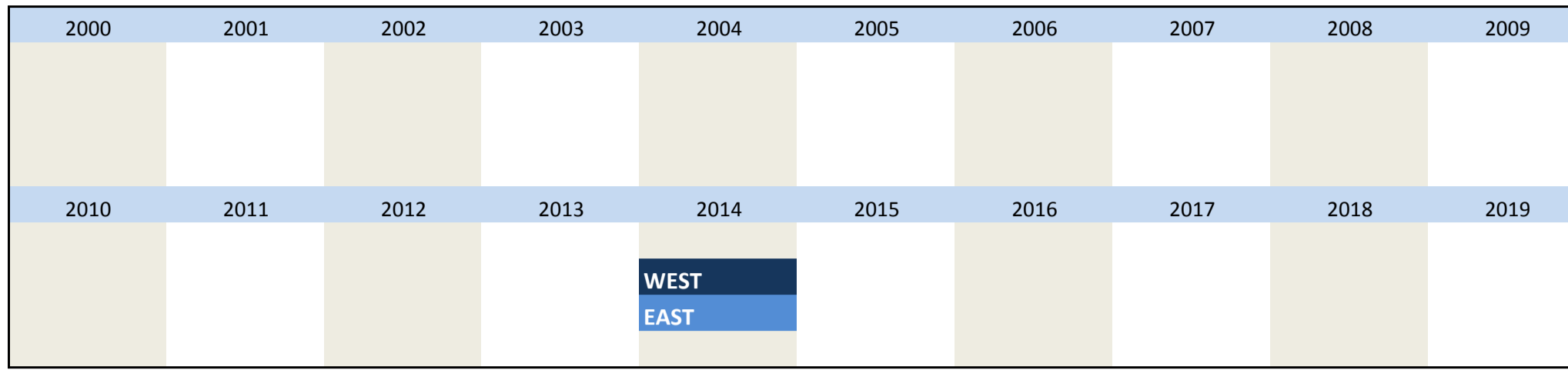
<p>05/2011</p> <p>Are you currently directly or indirectly affected via other presuppliers by supply shortage resulting from the Japan crisis and/or will you be affected during the next 3 months?</p> <p>During the next 3 months: If yes: (reference to question J1) Our methods: reduction of production <input type="text"/> yes [1]</p> <p> <input type="text"/> no [2]</p>	<p>Further information</p> <p>Japan crisis question 6</p>
---	---

Time span of variable

1980	1981	1982	1983	1984	1985	1986	1987	1988	1989
1990	1991	1992	1993	1994	1995	1996	1997	1998	1999
2000	2001	2002	2003	2004	2005	2006	2007	2008	2009
2010	2011	2012	2013	2014	2015	2016	2017	2018	2019
	WEST								
	EAST								

No.	Name	Label	Survey period	Survey frequency
3.4.251)	vg_latecomer	latecomer	West 01/1998 to 12/2001 and 08/2008 to 03/2011	monthly survey

Time span of variable

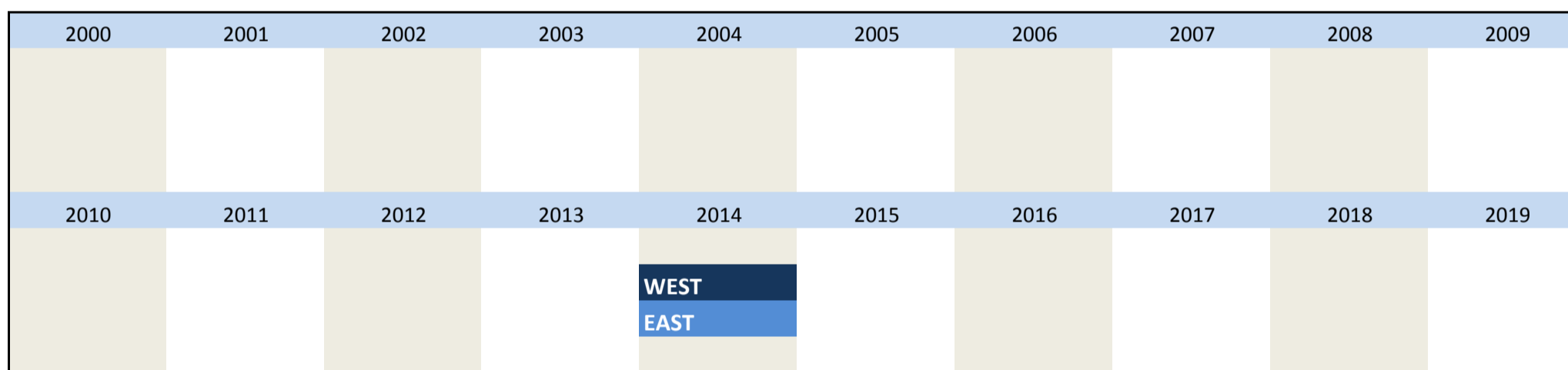


No.	Name	Label	Survey period	Survey frequency
3.4.254)	vg_minim2	minimum wage q2	East and West 11/2014	once

Wording of question

Wording of question	Further information
<p>11/2014</p> <p>01/01/2015 the general minimum wage policy will be implemented. Is your company affected by this?</p> <p><input type="checkbox"/> yes <input type="checkbox"/> no</p> <p>2. If yes: With which measures will you likely react to the minimum wage?</p> <p><input type="text"/> [1] No measures necessary or scheduled</p>	

Time span of variable

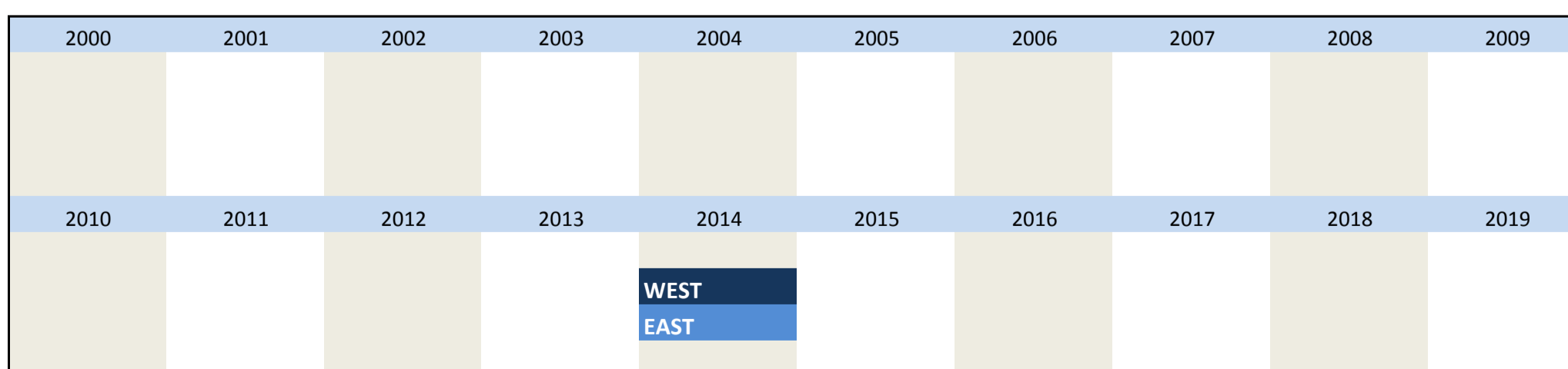


No.	Name	Label	Survey period	Survey frequency
3.4.255)	vg_minim3	minimum wage q3	East and West 11/2014	once

Wording of question

Wording of question	Further information
<p>11/2014</p> <p>01/01/2015 the general minimum wage policy will be implemented. Is your company affected by this?</p> <p><input type="checkbox"/> yes <input type="checkbox"/> no</p> <p>2. If yes: With which measures will you likely react to the minimum wage?</p> <p><input type="text"/> [1] personnel cuts</p>	

Time span of variable



No.	Name	Label	Survey period	Survey frequency
-----	------	-------	---------------	------------------

3.4.256) **vg_minim4** minimum wage q4

East and West 11/2014

once

Wording of question

<p>11/2014</p> <p>01/01/2015 the general minimum wage policy will be implemented. Is your company affected by this?</p> <p style="text-align: center;"> <input type="checkbox"/> yes <input type="checkbox"/> no </p> <p>2. If yes: With which measures will you likely react to the minimum wage?</p> <p style="text-align: center;"> <input type="checkbox"/> [1] reduction of working hours </p>	<p>Further information</p>
--	----------------------------

Time span of variable

2000	2001	2002	2003	2004	2005	2006	2007	2008	2009
2010	2011	2012	2013	2014	2015	2016	2017	2018	2019
				WEST					
				EAST					

No.	Name	Label	Survey period	Survey frequency
-----	------	-------	---------------	------------------

3.4.257) **vg_minim5** minimum wage q5

East and West 11/2014

once

Wording of question

<p>11/2014</p> <p>01/01/2015 the general minimum wage policy will be implemented. Is your company affected by this?</p> <p style="text-align: center;"> <input type="checkbox"/> yes <input type="checkbox"/> no </p> <p>2. If yes: With which measures will you likely react to the minimum wage?</p> <p style="text-align: center;"> <input type="checkbox"/> [1] increase in prices </p>	<p>Further information</p>
--	----------------------------

Time span of variable

2000	2001	2002	2003	2004	2005	2006	2007	2008	2009
2010	2011	2012	2013	2014	2015	2016	2017	2018	2019
				WEST					
				EAST					

No.	Name	Label	Survey period	Survey frequency
-----	------	-------	---------------	------------------

3.4.258) **vg_minim6** minimum wage q6

East and West 11/2014

once

Wording of question

<p>11/2014</p> <p>01/01/2015 the general minimum wage policy will be implemented. Is your company affected by this?</p> <p style="text-align: center;"> <input type="checkbox"/> yes <input type="checkbox"/> no </p> <p>2. If yes: With which measures will you likely react to the minimum wage?</p> <p style="text-align: center;"> <input type="checkbox"/> [1] reduction of investment </p>	<p>Further information</p>
---	----------------------------

Time span of variable

2000	2001	2002	2003	2004	2005	2006	2007	2008	2009
2010	2011	2012	2013	2014	2015	2016	2017	2018	2019
				WEST					
				EAST					

No.	Name	Label	Survey period	Survey frequency
3.4.259)	vg_minim7	minimum wage q7	East and West 11/2014	once

Wording of question

<p>11/2014</p> <p>01/01/2015 the general minimum wage policy will be implemented. Is your company affected by this?</p> <p><input type="checkbox"/> yes <input type="checkbox"/> no</p> <p>2. If yes: With which measures will you likely react to the minimum wage?</p> <p><input type="text"/> [1] reduction of special payments</p>	Further information
---	---------------------

Time span of variable

2000	2001	2002	2003	2004	2005	2006	2007	2008	2009
2010	2011	2012	2013	2014	2015	2016	2017	2018	2019
				WEST					
				EAST					

No.	Name	Label	Survey period	Survey frequency
3.4.260)	vg_minim8	minimum wage q8	East and West 11/2014	once

Wording of question

<p>11/2014</p> <p>01/01/2015 the general minimum wage policy will be implemented. Is your company affected by this?</p> <p><input type="checkbox"/> yes <input type="checkbox"/> no</p> <p>2. If yes: With which measures will you likely react to the minimum wage?</p> <p><input type="text"/> [1] other</p>	Further information
---	---------------------

Time span of variable

2000	2001	2002	2003	2004	2005	2006	2007	2008	2009
2010	2011	2012	2013	2014	2015	2016	2017	2018	2019
				WEST					
				EAST					

No.	Name	Label	Survey period	Survey frequency
-----	------	-------	---------------	------------------

3.4.261) **vg_ovtime** overtime

West since 01/1980 to 10/2001
East and West since 03/2002

Jan, Apr, Jul, Oct
Mrch, Jun, Sep, Dec

Wording of question

<p>since 01/1980</p> <p>We currently work with overtime</p> <p><input type="checkbox"/> yes [1] <input type="checkbox"/> no [2]</p>	<p>Further information</p> <p>Overtime</p>																																																																																																				
<p>Time span of variable</p> <table border="1" style="width: 100%; text-align: center;"> <tr> <td>1980</td><td>1981</td><td>1982</td><td>1983</td><td>1984</td><td>1985</td><td>1986</td><td>1987</td><td>1988</td><td>1989</td> </tr> <tr> <td colspan="10">WEST</td> </tr> <tr> <td>1990</td><td>1991</td><td>1992</td><td>1993</td><td>1994</td><td>1995</td><td>1996</td><td>1997</td><td>1998</td><td>1999</td> </tr> <tr> <td colspan="10">WEST</td> </tr> <tr> <td>2000</td><td>2001</td><td>2002</td><td>2003</td><td>2004</td><td>2005</td><td>2006</td><td>2007</td><td>2008</td><td>2009</td> </tr> <tr> <td colspan="10">WEST</td> </tr> <tr> <td></td><td></td><td>EAST</td><td></td><td></td><td></td><td></td><td></td><td></td><td></td> </tr> <tr> <td>2010</td><td>2011</td><td>2012</td><td>2013</td><td>2014</td><td>2015</td><td>2016</td><td>2017</td><td>2018</td><td>2019</td> </tr> <tr> <td colspan="10">WEST</td> </tr> <tr> <td colspan="10">EAST</td> </tr> </table>		1980	1981	1982	1983	1984	1985	1986	1987	1988	1989	WEST										1990	1991	1992	1993	1994	1995	1996	1997	1998	1999	WEST										2000	2001	2002	2003	2004	2005	2006	2007	2008	2009	WEST												EAST								2010	2011	2012	2013	2014	2015	2016	2017	2018	2019	WEST										EAST									
1980	1981	1982	1983	1984	1985	1986	1987	1988	1989																																																																																												
WEST																																																																																																					
1990	1991	1992	1993	1994	1995	1996	1997	1998	1999																																																																																												
WEST																																																																																																					
2000	2001	2002	2003	2004	2005	2006	2007	2008	2009																																																																																												
WEST																																																																																																					
		EAST																																																																																																			
2010	2011	2012	2013	2014	2015	2016	2017	2018	2019																																																																																												
WEST																																																																																																					
EAST																																																																																																					

No.	Name	Label	Survey period	Survey frequency
-----	------	-------	---------------	------------------

3.4.262) **vg_ovtimemo** overtime more than customary

West since 01/1980 to 10/2001
East and West since 03/2002

Jan, Apr, Jul, Oct
Mrch, Jun, Sep, Dec

Wording of question

<p>since 01/1980</p> <p>We currently work with overtime</p> <p style="padding-left: 20px;">If yes, more than customary</p> <p><input type="checkbox"/> yes [1] <input type="checkbox"/> no [2]</p>	<p>Further information</p> <p>Overtime more than customary</p>																																																																																																				
<p>Time span of variable</p> <table border="1" style="width: 100%; text-align: center;"> <tr> <td>1980</td><td>1981</td><td>1982</td><td>1983</td><td>1984</td><td>1985</td><td>1986</td><td>1987</td><td>1988</td><td>1989</td> </tr> <tr> <td colspan="10">WEST</td> </tr> <tr> <td>1990</td><td>1991</td><td>1992</td><td>1993</td><td>1994</td><td>1995</td><td>1996</td><td>1997</td><td>1998</td><td>1999</td> </tr> <tr> <td colspan="10">WEST</td> </tr> <tr> <td>2000</td><td>2001</td><td>2002</td><td>2003</td><td>2004</td><td>2005</td><td>2006</td><td>2007</td><td>2008</td><td>2009</td> </tr> <tr> <td colspan="10">WEST</td> </tr> <tr> <td></td><td></td><td>EAST</td><td></td><td></td><td></td><td></td><td></td><td></td><td></td> </tr> <tr> <td>2010</td><td>2011</td><td>2012</td><td>2013</td><td>2014</td><td>2015</td><td>2016</td><td>2017</td><td>2018</td><td>2019</td> </tr> <tr> <td colspan="10">WEST</td> </tr> <tr> <td colspan="10">EAST</td> </tr> </table>		1980	1981	1982	1983	1984	1985	1986	1987	1988	1989	WEST										1990	1991	1992	1993	1994	1995	1996	1997	1998	1999	WEST										2000	2001	2002	2003	2004	2005	2006	2007	2008	2009	WEST												EAST								2010	2011	2012	2013	2014	2015	2016	2017	2018	2019	WEST										EAST									
1980	1981	1982	1983	1984	1985	1986	1987	1988	1989																																																																																												
WEST																																																																																																					
1990	1991	1992	1993	1994	1995	1996	1997	1998	1999																																																																																												
WEST																																																																																																					
2000	2001	2002	2003	2004	2005	2006	2007	2008	2009																																																																																												
WEST																																																																																																					
		EAST																																																																																																			
2010	2011	2012	2013	2014	2015	2016	2017	2018	2019																																																																																												
WEST																																																																																																					
EAST																																																																																																					

No.	Name	Label	Survey period	Survey frequency
-----	------	-------	---------------	------------------

3.4.263) **vg_pricedec** price decrease

West 08/1981 to 02/1993

Feb, May, Aug, Nov

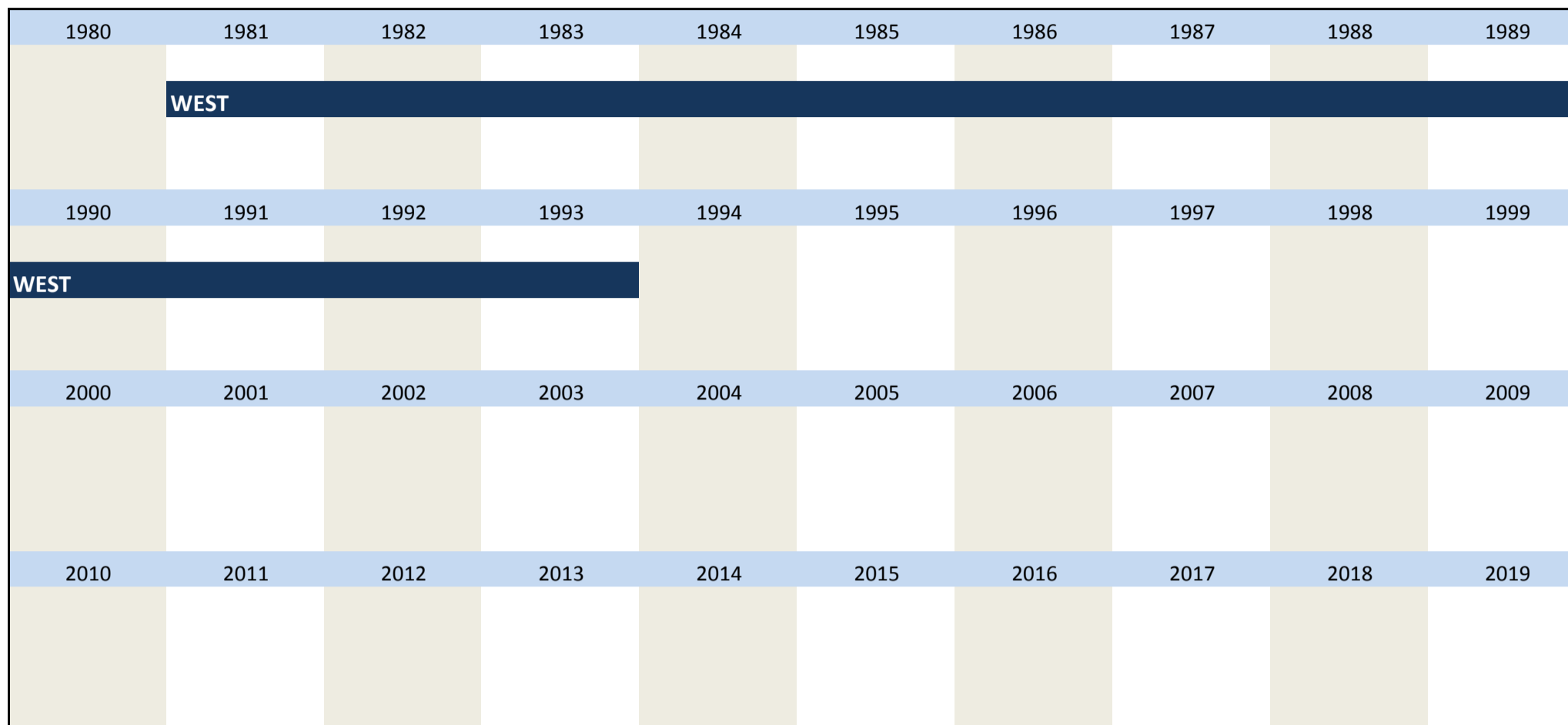
Wording of question

<p>since 08/1981</p> <p>Feedstock</p> <p>Our stock of the most important raw materials and pre-materials to produce XY is currently [...]</p>	<p>Further information</p> <p>price decrease</p> <p>**"currently" since 02/1988</p>
--	--

if relatively low:
 We currently have a low stock on purpose because of
 expected price decline [1]

Not inquired in November 1981

Time span of variable



No.	Name	Label	Survey period	Survey frequency
-----	------	-------	---------------	------------------

3.4.264)	vg_priceinc	increase in price	West 08/1981 to 02/1993	Feb, May, Aug, Nov
----------	-------------	-------------------	-------------------------	--------------------

Wording of question

since 08/1981

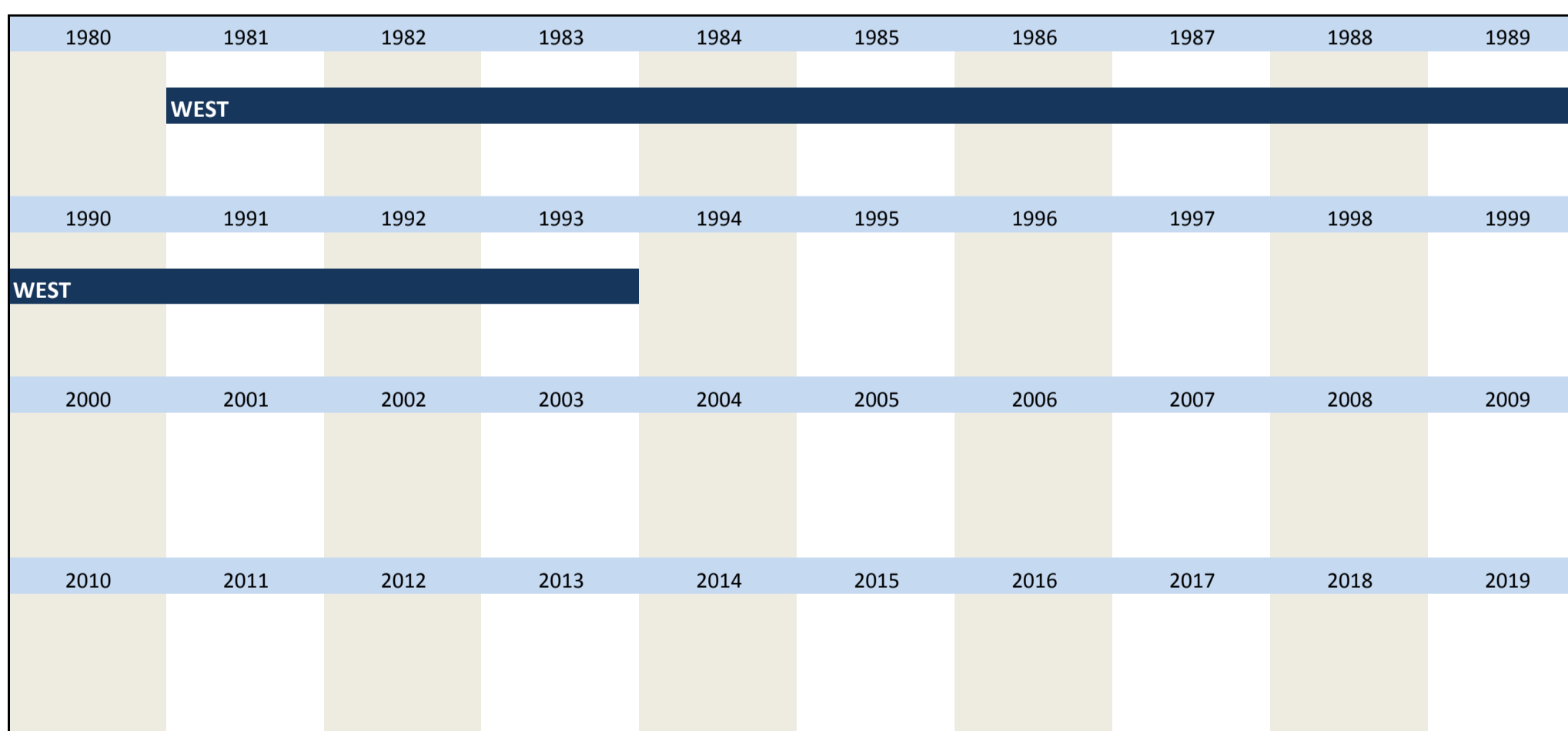
Feedstock
 Our stock of the most important raw materials and pre-materials to produce XY is currently
 [...]

if relatively high:
 We currently have a high stock because of
 expected increase in price [1]

Further information

Increase in price
 **currently" since 02/1988
 Not inquired in November 1981

Time span of variable



No.	Name	Label	Survey period	Survey frequency
-----	------	-------	---------------	------------------

3.4.265)	vg_proenl	enlargement of production	West 08/1981 to 02/1993	Feb, May, Aug, Nov
----------	-----------	---------------------------	-------------------------	--------------------

Wording of question

since 08/1981

Feedstock
 Our stock of the most important raw materials and pre-materials to produce XY is currently
 [...]

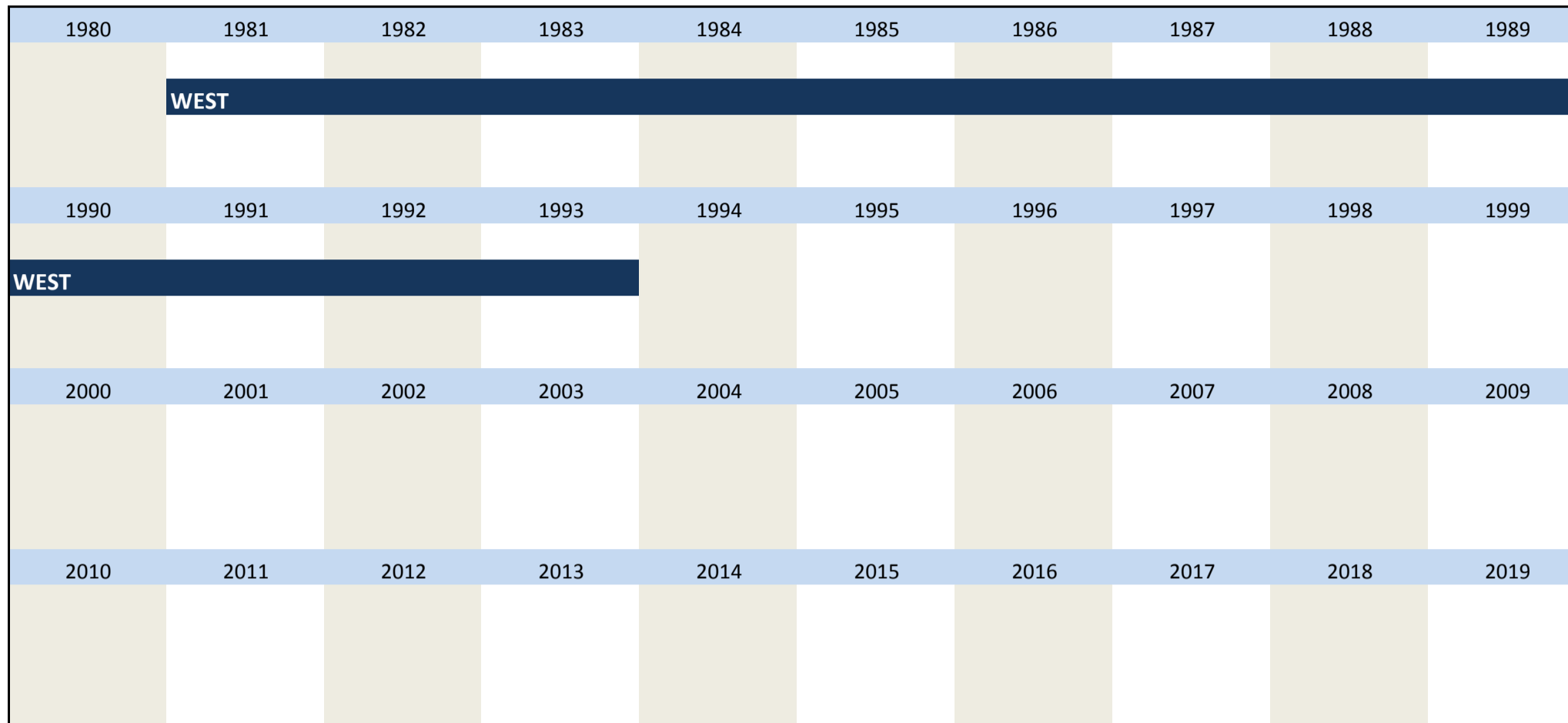
if relatively high:

Further information

enlargement of production
 **currently" since 02/1988

We currently have a high stock because of
 enlargement of production [1]

Time span of variable



No.	Name	Label	Survey period	Survey frequency
-----	------	-------	---------------	------------------

3.4.266)	vg_proexpen	product too expensive	East 01/1991 to 12/2000	monthly survey
----------	-------------	-----------------------	-------------------------	----------------

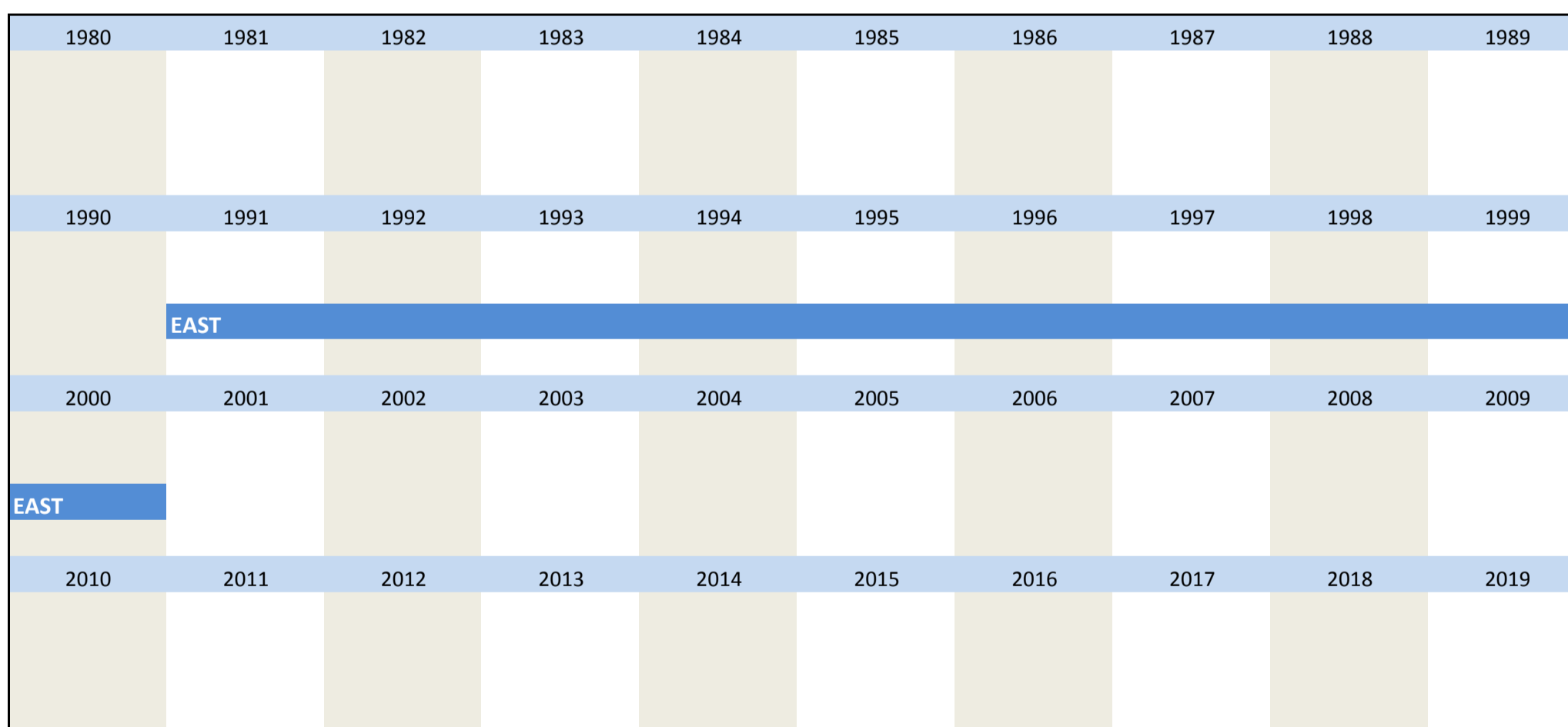
Wording of question

01/1991 to 12/2000
 No questionnaires for the East available. The following wording is taken from previous lists of variables

01/1991 to 12/2000
 Our domestic production of XY is currently constrained.
 If yes, by following factors: sales difficulties, as
 Products are too expensive [1]

Further information
 Products too expensive

Time span of variable



No.	Name	Label	Survey period	Survey frequency
-----	------	-------	---------------	------------------

3.4.267)	vg_prof	profit situation	West since 06/2002* East since 06/2002*	May, Sep May, Sep
----------	---------	------------------	--	----------------------

Wording of question

since 06/2002
Profit situation and development
 [...] We currently consider the profit situation of our company - measured by the operating results from customary business operations - to be
 good [1]

Further information
 Current profit situation
 *in 2002: June and September
 The question was fed into an own dataset for the East 12/1995 to 11/2001

satisfying [2] bad [3]									
Time span of variable									
1980	1981	1982	1983	1984	1985	1986	1987	1988	1989
1990	1991	1992	1993	1994	1995	1996	1997	1998	1999
2000	2001	2002	2003	2004	2005	2006	2007	2008	2009
		WEST							
		EAST							
2010	2011	2012	2013	2014	2015	2016	2017	2018	2019
WEST									
EAST									

No.	Name	Label	Survey period	Survey frequency
3.4.268)	vg_profch	change of profit situation	West since 06/2002* East since 06/2002*	May, Sep May, Sep

Wording of question

<p>since 06/2002</p> <p>Profit situation and development [...] As compared to fall 20## the profit situation of our company - measured by the operating results from customary business operations -</p> <p>improved [1] did not change [2] deteriorated [3]</p>	<p>Further information</p> <p>Change of profit situation compared to previous quarter</p> <p>*in 2002: June and September</p> <p>In May the wording of the question is: "As compared to fall 20##..." It is inquired after previous fall e.g. May 2003: "As compared to fall 2002..."</p> <p>In september the wording of the question is: "As compared to the 1st quarter of 20##..." it is inquired after the first quarter of the current year e.g. September 2004: "As compared to the 1st quarter of 2004..."</p> <p>The question was fed into an own dataset for the East 12/1995 to 11/2001</p>								
Time span of variable									
1980	1981	1982	1983	1984	1985	1986	1987	1988	1989
1990	1991	1992	1993	1994	1995	1996	1997	1998	1999
2000	2001	2002	2003	2004	2005	2006	2007	2008	2009
		WEST							
		EAST							
2010	2011	2012	2013	2014	2015	2016	2017	2018	2019
WEST									
EAST									

No.	Name	Label	Survey period	Survey frequency
3.4.269)	vg_propro	program of products	East 01/1991 to 12/2000	monthly survey

Wording of question

<p>01/1991 to 12/2000</p> <p>There are no questionnaires for the East available. The following wording is taken from previous lists of variables</p>	<p>Further information</p> <p>Program of products</p>
<p>01/1991 to 12/2000</p> <p>Our domestic production of XY is currently constrained. If yes, by following factors: sales difficulties, as</p>	

program of products
insufficient [1]

Time span of variable

1980	1981	1982	1983	1984	1985	1986	1987	1988	1989
1990	1991	1992	1993	1994	1995	1996	1997	1998	1999
EAST									
2000	2001	2002	2003	2004	2005	2006	2007	2008	2009
EAST									
2010	2011	2012	2013	2014	2015	2016	2017	2018	2019

No.	Name	Label	Survey period	Survey frequency
-----	------	-------	---------------	------------------

3.4.270)	vg_proqual	quality of products	East 01/1991 to 12/2000	monthly survey
----------	------------	---------------------	-------------------------	----------------

Wording of question

01/1991 to 12/2000	Further information
There are no questionnaires for the East available. The following wording is taken from previous lists of variables	Quality of product
01/1991 to 12/2000	
Our domestic production of XY is currently constrained. If yes, by following factors: sales difficulties, as	
quality of product insufficient [1] <input type="text"/>	

Time span of variable

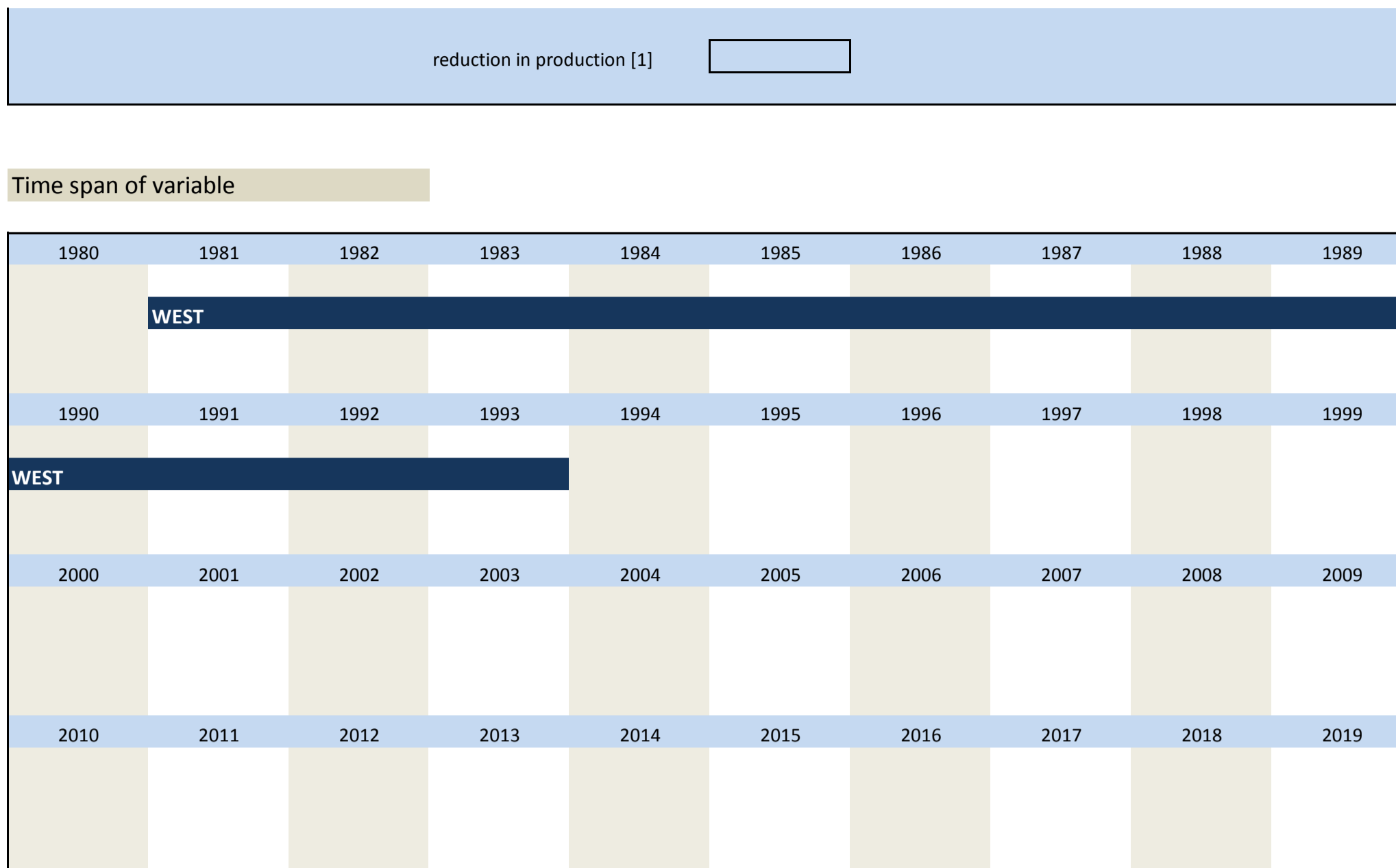
1980	1981	1982	1983	1984	1985	1986	1987	1988	1989
1990	1991	1992	1993	1994	1995	1996	1997	1998	1999
EAST									
2000	2001	2002	2003	2004	2005	2006	2007	2008	2009
EAST									
2010	2011	2012	2013	2014	2015	2016	2017	2018	2019

No.	Name	Label	Survey period	Survey frequency
-----	------	-------	---------------	------------------

3.4.271)	vg_prored	reduction of production	West 08/1981 to 02/1993	Feb, May, Aug, Nov
----------	-----------	-------------------------	-------------------------	--------------------

Wording of question

since 08/1981	Further information
Feedstock Our stock of the most important raw materials and pre-materials to produce XY is currently [...]	Reduction of production
if relatively low:	**"currently" since 02/1988
We currently have a low stock on purpose because of	Not inquired in November 1981



No.	Name	Label	Survey period	Survey frequency
3.4.284)	vg_ranord2	range of orders in months (end of prev. month)	East and West 01/2002 to 01/2008	Jan, Apr, Jul, Oct

Wording of question

01/2002 to 01/2008

Momentarily our range of orders for XY equate to a production duration up to about [...] months
End of previous month they reached

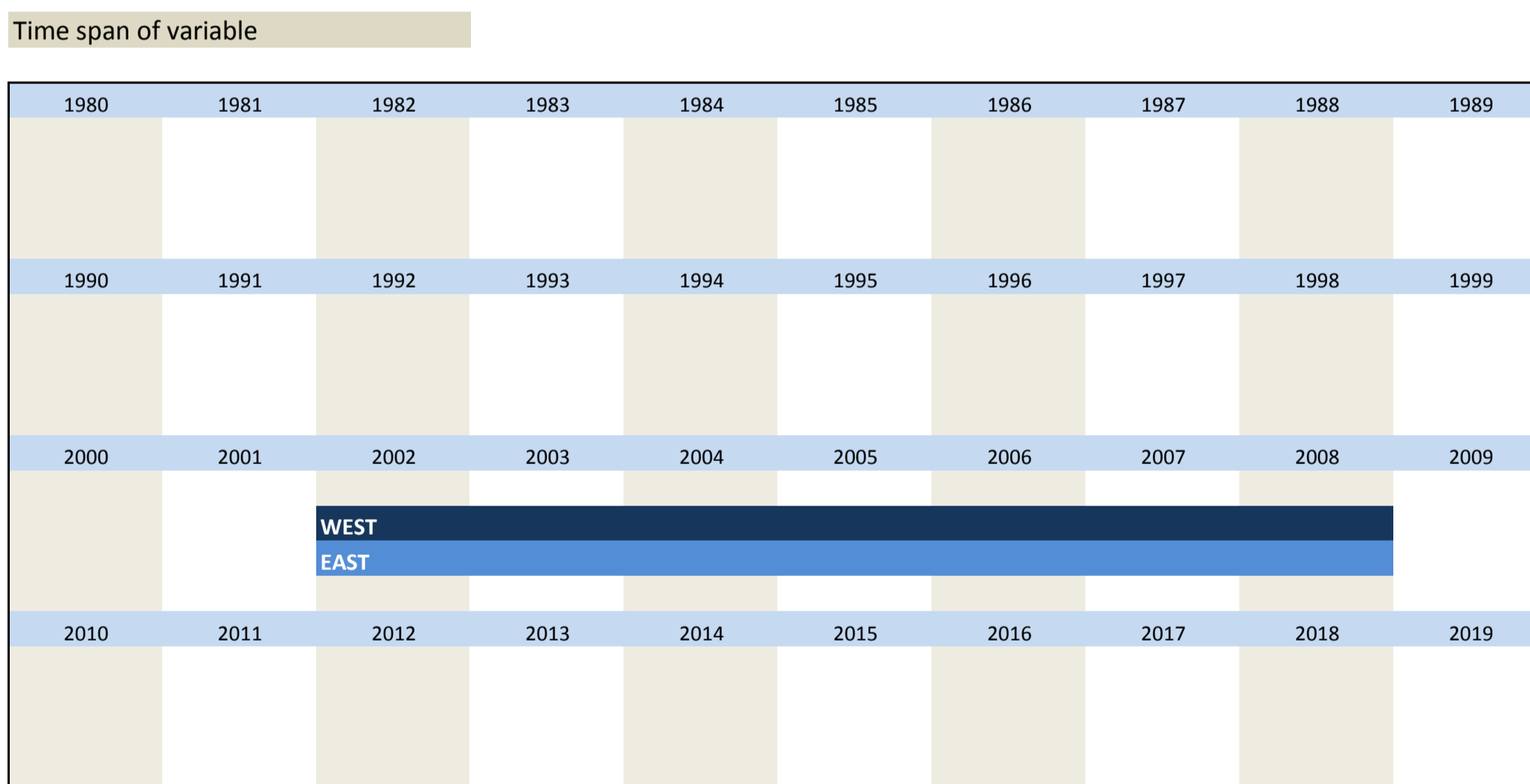
no orders | 1/2 | 1 | 2 | 3 | 4 | 5 | 6 | 7 | 8 | 9 | 10 | state number of months | for more than 10, please

Further information

Range of orders in months (end of prev. Month)

Note
Because of the alignment of economic cycle surveys inside of the EU the wording of the questions was adapted to the survey periods of the countries. This caused that the questions regarding the range of orders would have been shifted by about one month. That is why the question regarding the range of orders was posed twice since the first quarter of 2002, with the distinction that it is inquired after the running month (ranord) and the previous month (ranord2)

Coding in the dataset
non = [0]
less than 1/2 = [5]
1 = [10]
5 = [50]
9 = [90]
more than 10 = handwritten entry
or if just ticked = [120]
2 = [20] 3 = [30] 4 = [40]
6 = [60] 7 = [70] 8 = [80]
10 = [100]



No.	Name	Label	Survey period	Survey frequency
3.4.285)	vg_ros_loss	return on sales: loss	East and West since 09/2008	May, Sep

Wording of question

since 09/2008

Expected surplus less tax or loss of our company in % of the net returns on sales in 20XX*

if surplus:
up to 1%
> 1 to 2%
> 2 to 3%

if loss:
0 to -1%
< -1 to -2%
< -2 to -3%

Further information

*20XX denotes the year under report

> 3 to 4% < -3 to -4%

> 4% < -4%

in fact about %

Time span of variable

1980	1981	1982	1983	1984	1985	1986	1987	1988	1989
1990	1991	1992	1993	1994	1995	1996	1997	1998	1999
2000	2001	2002	2003	2004	2005	2006	2007	2008	2009
								WEST	
								EAST	
2010	2011	2012	2013	2014	2015	2016	2017	2018	2019
WEST									
EAST									

No.	Name	Label	Survey period	Survey frequency
3.4.286)	vg_ros_surp	return on sales: surplus	East and West since 09/2008	May,Sep

Wording of question

since 09/2008

Expected surplus less tax or loss of our company in % of the net returns on sales in 20XX*

if surplus:

up to 1%

> 1 to 2%

> 2 to 3%

> 3 to 4%

> 4%

if loss:

0 to -1%

< -1 to -2%

< -2 to -3%

< -3 to -4%

< -4%

in fact about %

Further information

*20XX denotes the year under report

Time span of variable

1980	1981	1982	1983	1984	1985	1986	1987	1988	1989
1990	1991	1992	1993	1994	1995	1996	1997	1998	1999
2000	2001	2002	2003	2004	2005	2006	2007	2008	2009
								WEST	
								EAST	
2010	2011	2012	2013	2014	2015	2016	2017	2018	2019
WEST									
EAST									

No.	Name	Label	Survey period	Survey frequency
-----	------	-------	---------------	------------------

3.4.287) **vg_russia1** Russia/Ukraine conflict q1 East and West 05/2014 and 06 2014 once

Wording of question

<p>06/2014</p> <p>D) Does your company have business connections to Russia?</p> <p><input type="checkbox"/> yes[1] <input type="checkbox"/> no[2]</p>	<p>Further Information</p>
--	----------------------------

Time span of variable

1980	1981	1982	1983	1984	1985	1986	1987	1988	1989
1990	1991	1992	1993	1994	1995	1996	1997	1998	1999
2000	2001	2002	2003	2004	2005	2006	2007	2008	2009
2010	2011	2012	2013	2014	2015	2016	2017	2018	2019
				WEST					
				EAST					

No.	Name	Label	Survey period	Survey frequency
-----	------	-------	---------------	------------------

3.4.288) **vg_russia2** Russia/Ukraine conflict q2 East and West 05/2014 and 06 2014 once

Wording of question

<p>06/2014</p> <p>D) Does your company have business connections to Russia?</p> <p><input type="checkbox"/> yes <input type="checkbox"/> no</p> <p>If yes:</p> <p><input type="checkbox"/> imports from Russia [1]</p>	<p>Further Information</p>
---	----------------------------

Time span of variable

1980	1981	1982	1983	1984	1985	1986	1987	1988	1989
1990	1991	1992	1993	1994	1995	1996	1997	1998	1999
2000	2001	2002	2003	2004	2005	2006	2007	2008	2009
2010	2011	2012	2013	2014	2015	2016	2017	2018	2019
				WEST					
				EAST					

No.	Name	Label	Survey period	Survey frequency
-----	------	-------	---------------	------------------

3.4.289) **vg_russia3** Russia/Ukraine conflict q3 East and West 05/2014 and 06 2014 once

Wording of question

<p>06/2014</p> <p>D) Does your company have business connections to Russia?</p> <p><input type="checkbox"/> yes <input type="checkbox"/> no</p> <p>If yes:</p> <p><input type="text"/> Exports to Russia [1]</p>	Further Information
---	---------------------

Time span of variable

1980	1981	1982	1983	1984	1985	1986	1987	1988	1989
1990	1991	1992	1993	1994	1995	1996	1997	1998	1999
2000	2001	2002	2003	2004	2005	2006	2007	2008	2009
2010	2011	2012	2013	2014	2015	2016	2017	2018	2019
				WEST					
				EAST					

No.	Name	Label	Survey period	Survey frequency
3.4.290)	vg_russia4	Russia/Ukraine conflict q4	East and West 05/2014 and 06 2014	once

Wording of question

<p>06/2014</p> <p>D) Does your company have business connections to Russia?</p> <p><input type="checkbox"/> yes <input type="checkbox"/> no</p> <p>If yes:</p> <p><input type="text"/> Joint ventures with russian companies [1]</p>	Further Information
---	---------------------

Time span of variable

1980	1981	1982	1983	1984	1985	1986	1987	1988	1989
1990	1991	1992	1993	1994	1995	1996	1997	1998	1999
2000	2001	2002	2003	2004	2005	2006	2007	2008	2009
2010	2011	2012	2013	2014	2015	2016	2017	2018	2019
				WEST					
				EAST					

No.	Name	Label	Survey period	Survey frequency
3.4.291)	vg_russia5	Russia/Ukraine conflict q5	East and West 05/2014 and 06 2014	once

Wording of question

<p>06/2014</p> <p>D) Does your company have business connections to Russia?</p> <p><input type="checkbox"/> yes <input type="checkbox"/> no</p> <p>If yes:</p> <p><input type="text"/> own branches in Russia [1]</p>	Further Information
--	---------------------

Time span of variable

1980	1981	1982	1983	1984	1985	1986	1987	1988	1989
1990	1991	1992	1993	1994	1995	1996	1997	1998	1999
2000	2001	2002	2003	2004	2005	2006	2007	2008	2009
2010	2011	2012	2013	2014	2015	2016	2017	2018	2019
				WEST					
				EAST					

No.	Name	Label	Survey period	Survey frequency
3.4.292)	vg_russia6	Russia/Ukraine conflict q6	East and West 05/2014 and 06 2014	once

Wording of question

<p>06/2014</p> <p>D) Does your company have business connections to Russia?</p> <p><input type="checkbox"/> yes <input type="checkbox"/> no</p> <p>If yes:</p> <p><input type="text"/> via other companies [1]</p>	Further Information
---	---------------------

Time span of variable

1980	1981	1982	1983	1984	1985	1986	1987	1988	1989
1990	1991	1992	1993	1994	1995	1996	1997	1998	1999
2000	2001	2002	2003	2004	2005	2006	2007	2008	2009
2010	2011	2012	2013	2014	2015	2016	2017	2018	2019
				WEST					
				EAST					

No.	Name	Label	Survey period	Survey frequency
3.4.293)	vg_russia7	Russia/Ukraine conflict q7	East and West 05/2014 and 06 2014	once

Wording of question

06/2014 D) Did you already experience impairments due to the russian-ukrainian conflict? <input type="checkbox"/> yes[1] <input type="checkbox"/> no[2]	Further Information
---	---------------------

Time span of variable

1980	1981	1982	1983	1984	1985	1986	1987	1988	1989
1990	1991	1992	1993	1994	1995	1996	1997	1998	1999
2000	2001	2002	2003	2004	2005	2006	2007	2008	2009
2010	2011	2012	2013	2014	2015	2016	2017	2018	2019
				WEST					
				EAST					

No.	Name	Label	Survey period	Survey frequency
3.4.294)	vg_russia8	Russia/Ukraine conflict q8	East and West 05/2014 and 06 2014	once

Wording of question

06/2014 D) Are you expecting future impairments for your company? <input type="checkbox"/> yes[1] <input type="checkbox"/> no[2]	Further Information
--	---------------------

Time span of variable

1980	1981	1982	1983	1984	1985	1986	1987	1988	1989
1990	1991	1992	1993	1994	1995	1996	1997	1998	1999
2000	2001	2002	2003	2004	2005	2006	2007	2008	2009
2010	2011	2012	2013	2014	2015	2016	2017	2018	2019
				WEST					
				EAST					

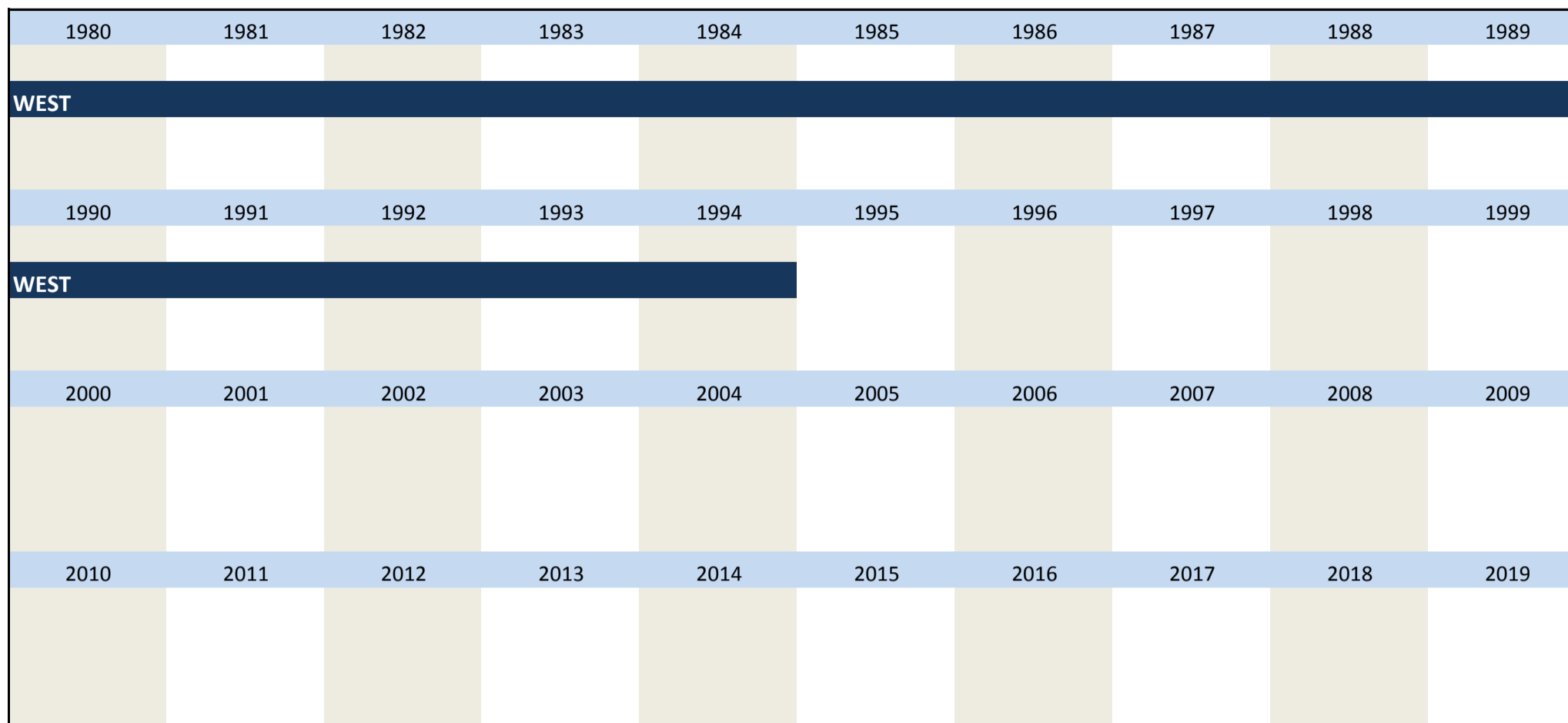
No.	Name	Label	Survey period	Survey frequency
3.4.295)	vg_salesexp	sales expectancy	West 01/1980 to 06/1994	monthly survey

Wording of question

01/1980 to 06/1994 During the next 3 months our (domestic and foreign) sales of XY will expectedly be raising [1] <input type="checkbox"/> not changing [2] <input type="checkbox"/> falling [3] <input type="checkbox"/>	Further information
	Sales expectancy Inquired for food and luxury food industries

in terms of quantity compared to the corresponding period of previous year

Time span of variable



No.	Name	Label	Survey period	Survey frequency
3.4.296)	vg_skelllack	lack of skilled employees	West 01/1991 to 10/1995 East and West since 01/2002	Jan, Apr, Jul, Oct Jan, Apr, Jul, Oct

Wording of question

since 01/2002

Our domestic production of XY is currently constrained.
If yes, by following factors:

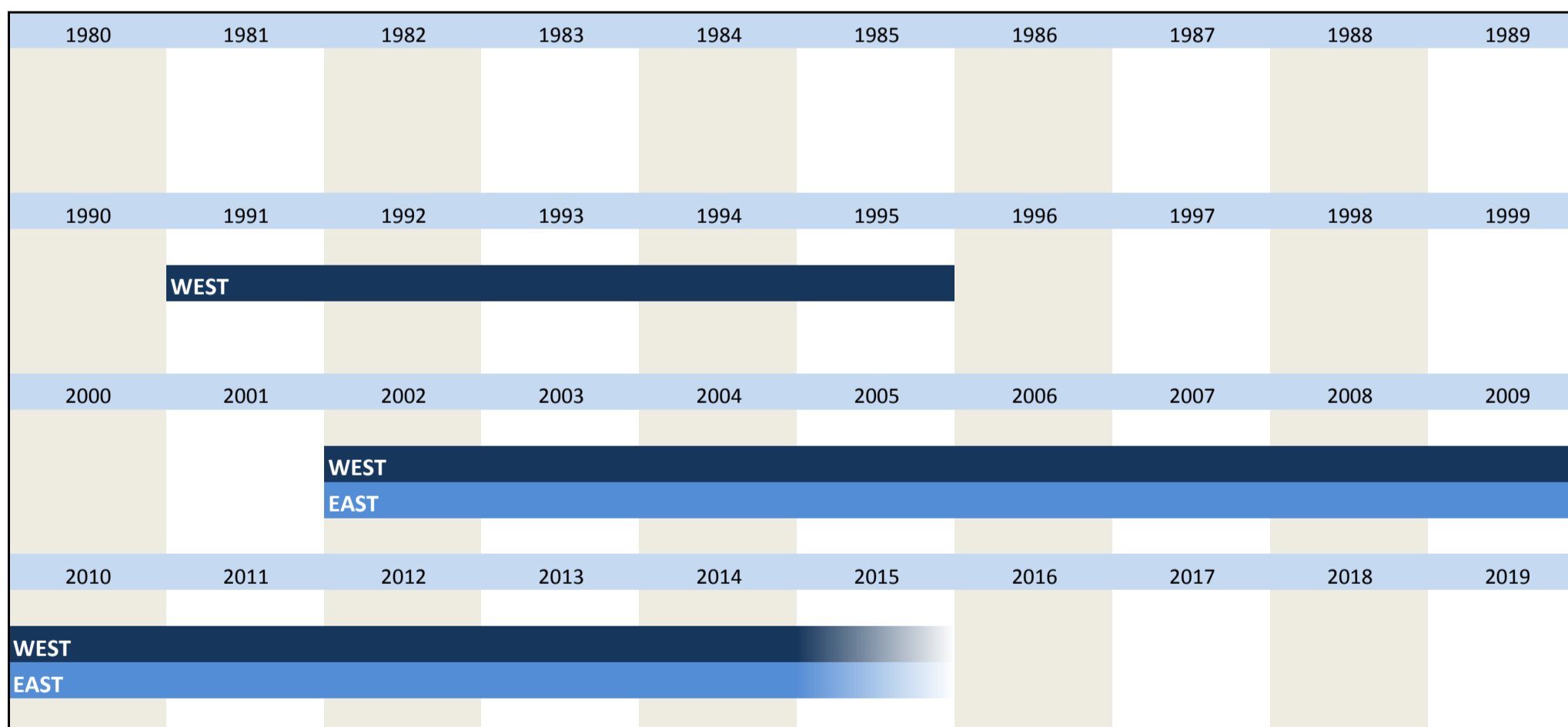
Lack of skilled employees [1]

Further information

Lack of skilled employees

* see variable 3.6) mplack

Time span of variable



No.	Name	Label	Survey period	Survey frequency
3.4.297)	vg_statebus_sl	state of business (VAS)	West since 08/2005 East since 08/2005	monthly survey monthly survey

Wording of question

since 08/2005

Current situation

We consider our state of business to be

0-bad 50-satisfiable 100-good

Other than the variable 2.1) statebus the state of business is rated based on a visual analog scale

Further information

Appraisal of the state of business (VAS)

Time span of variable

1980	1981	1982	1983	1984	1985	1986	1987	1988	1989
1990	1991	1992	1993	1994	1995	1996	1997	1998	1999
2000	2001	2002	2003	2004	2005	2006	2007	2008	2009
					WEST				
					EAST				
2010	2011	2012	2013	2014	2015	2016	2017	2018	2019
WEST									
EAST									

No.	Name	Label	Survey period	Survey frequency
3.4.298)	vg_stinwe	stock of inventories in weeks	West since 02/1980 East since 02/2001	Feb, May, Aug, Nov Feb, May, Aug, Nov

Wording of question

Wording of question	Further information
<p>02/2001 to 11/2001</p> <p>No questionnaires for the East available</p>	<p>Stock of inventories in weeks in weeks</p> <p>* 08/1980 "no stock of inventories" = 0 weeks "less than 1/2" = 0,3 weeks "more than 6, in fact", but just ticked = 8 weeks</p>
<p>02/1980 to 08/1981</p> <p>Stock of inventories Our stock of unsold finished goods of XY currently equate to</p> <p style="text-align: center;">less than 0,5 0,5 1 2 3 4 5 6 more than 6, in fact</p> <p>weeks of production (measured by the current extent of production)</p>	
<p>11/1981 to 11/2001</p> <p>Stock of inventories Our stock of unsold finished goods of XY currently equate to</p> <p style="text-align: center;">no inventories than 0,5 less 0,5 1 2 3 4 5 6 more than 6, in fact</p> <p>weeks of production (measured by the current extent of production)</p>	
<p>since 02/2002</p> <p>Stock of inventories Our stock of unsold finished goods of XY currently equate to a</p> <p style="text-align: center;">no inventories than 0,5 less production of ... weeks** 0,5 1 2 3 4 5 6 more than 6, in fact</p> <p>**measured by the current extent of production</p>	

Time span of variable

1980	1981	1982	1983	1984	1985	1986	1987	1988	1989
WEST									
1990	1991	1992	1993	1994	1995	1996	1997	1998	1999
WEST									
2000	2001	2002	2003	2004	2005	2006	2007	2008	2009
WEST									
EAST									
2010	2011	2012	2013	2014	2015	2016	2017	2018	2019
WEST									

EAST					
------	--	--	--	--	--

No.	Name	Label	Survey period	Survey frequency
3.4.299)	vg_strength	strengthening	West 08/1981 to 02/1993	Feb, May, Aug, Nov

Wording of question

<p>since 08/1981</p> <p>Feedstock Our stock of the most important raw materials and pre-materials to produce XY is currently [...] if relatively low: The feedstock became scarce due to</p> <p style="text-align: right;">strengthened production [1] <input type="text"/></p>	<p>Further information</p> <p>strengthened production</p> <p>Not inquired in November 1981</p>
---	---

Time span of variable

1980	1981	1982	1983	1984	1985	1986	1987	1988	1989
	WEST								
1990	1991	1992	1993	1994	1995	1996	1997	1998	1999
WEST									
2000	2001	2002	2003	2004	2005	2006	2007	2008	2009
2010	2011	2012	2013	2014	2015	2016	2017	2018	2019

No.	Name	Label	Survey period	Survey frequency
3.4.300)	vg_stwork	short-time work	West 01/1980 to 10/2001 East 01/1991 to 12/2000 East 01/2001 to 10/2001 East and West since 01/2002	Jan, Apr, Jul, Oct monthly survey Jan, Apr, Jul, Oct Mrch, Jun, Sep, Dec

Wording of question

<p>01/1991 to 10/2001</p> <p>No questionnaires for the East available</p> <p>since 01/1980</p> <p>We currently have short-time work</p> <p><input type="text"/> yes [1] <input type="text"/> no [2]</p>	<p>Further information</p> <p>Short-time work</p>
--	--

Time span of variable

1980	1981	1982	1983	1984	1985	1986	1987	1988	1989
WEST									
1990	1991	1992	1993	1994	1995	1996	1997	1998	1999
WEST									
	EAST								
2000	2001	2002	2003	2004	2005	2006	2007	2008	2009
WEST									
EAST									
2010	2011	2012	2013	2014	2015	2016	2017	2018	2019
WEST									
EAST									

--	--	--	--	--	--

No.	Name	Label	Survey period	Survey frequency
-----	------	-------	---------------	------------------

3.4.301)	vg_stworkexp	expected short-time work	West 01/1980 to 10/2001 East 01/1991 to 12/2000 East 01/2001 to 10/2001 East and West since 01/2002	Jan, Apr, Jul, Oct monthly survey Jan, Apr, Jul, Oct Mrch, Jun, Sep, Dec
----------	--------------	--------------------------	--	---

Wording of question

Further information
<p>01/1991 to 10/2001</p> <p>No questionnaires for the East available</p> <hr/> <p>01/1980 to 10/2001</p> <p>During the next 3 months we will expectedly work short-time</p> <p><input type="text"/> yes [1] <input type="text"/> no [2]</p> <hr/> <p>since 03/2002</p> <p>During the next 3 months we will expectedly work short-time</p> <p><input type="text"/> yes [1] <input type="text"/> no [2]</p>
Expected short-time work

Time span of variable

1980	1981	1982	1983	1984	1985	1986	1987	1988	1989
WEST									
1990	1991	1992	1993	1994	1995	1996	1997	1998	1999
WEST									
EAST									
2000	2001	2002	2003	2004	2005	2006	2007	2008	2009
WEST									
EAST									
2010	2011	2012	2013	2014	2015	2016	2017	2018	2019
WEST									
EAST									

No.	Name	Label	Survey period	Survey frequency
-----	------	-------	---------------	------------------

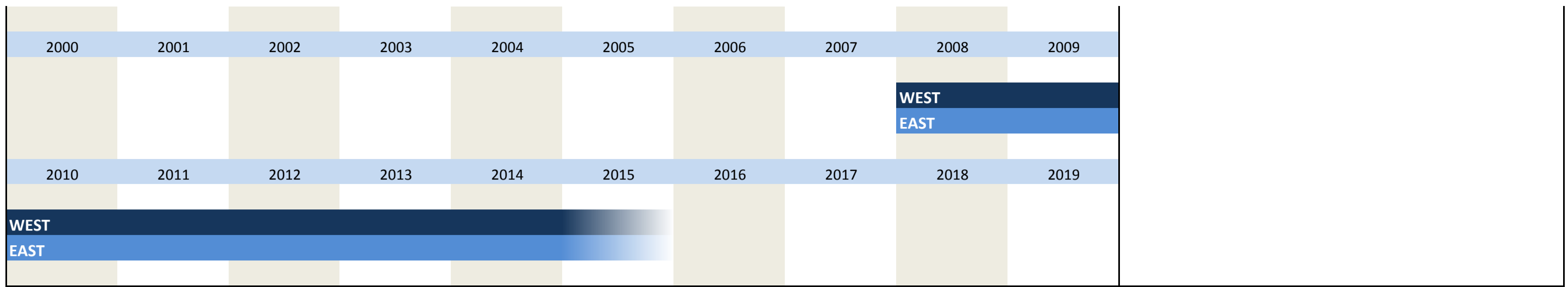
3.4.302)	vg_surp_cat	return on sales: surplus (category)	East and West since 09/2008	May, Sep
----------	-------------	-------------------------------------	-----------------------------	----------

Wording of question

Further information																								
<p>since 09/2008</p> <p>Expected surplus less tax or loss of our company in % of the net returns on sales in 20XX*</p> <table border="0"> <tr> <td>if surplus:</td> <td></td> <td>if loss:</td> <td></td> </tr> <tr> <td>up to 1%</td> <td><input type="text"/> [1]</td> <td>0 to -1%</td> <td><input type="text"/></td> </tr> <tr> <td>> 1 to 2%</td> <td><input type="text"/> [2]</td> <td>< -1 to -2%</td> <td><input type="text"/></td> </tr> <tr> <td>> 2 to 3%</td> <td><input type="text"/> [3]</td> <td>< -2 to -3%</td> <td><input type="text"/></td> </tr> <tr> <td>> 3 to 4%</td> <td><input type="text"/> [4]</td> <td>< -3 to -4%</td> <td><input type="text"/></td> </tr> <tr> <td>> 4%</td> <td><input type="text"/> [5]</td> <td>< -4%</td> <td><input type="text"/></td> </tr> </table>	if surplus:		if loss:		up to 1%	<input type="text"/> [1]	0 to -1%	<input type="text"/>	> 1 to 2%	<input type="text"/> [2]	< -1 to -2%	<input type="text"/>	> 2 to 3%	<input type="text"/> [3]	< -2 to -3%	<input type="text"/>	> 3 to 4%	<input type="text"/> [4]	< -3 to -4%	<input type="text"/>	> 4%	<input type="text"/> [5]	< -4%	<input type="text"/>
if surplus:		if loss:																						
up to 1%	<input type="text"/> [1]	0 to -1%	<input type="text"/>																					
> 1 to 2%	<input type="text"/> [2]	< -1 to -2%	<input type="text"/>																					
> 2 to 3%	<input type="text"/> [3]	< -2 to -3%	<input type="text"/>																					
> 3 to 4%	<input type="text"/> [4]	< -3 to -4%	<input type="text"/>																					
> 4%	<input type="text"/> [5]	< -4%	<input type="text"/>																					
*20XX denotes the year under report																								

Time span of variable

1980	1981	1982	1983	1984	1985	1986	1987	1988	1989
1990	1991	1992	1993	1994	1995	1996	1997	1998	1999

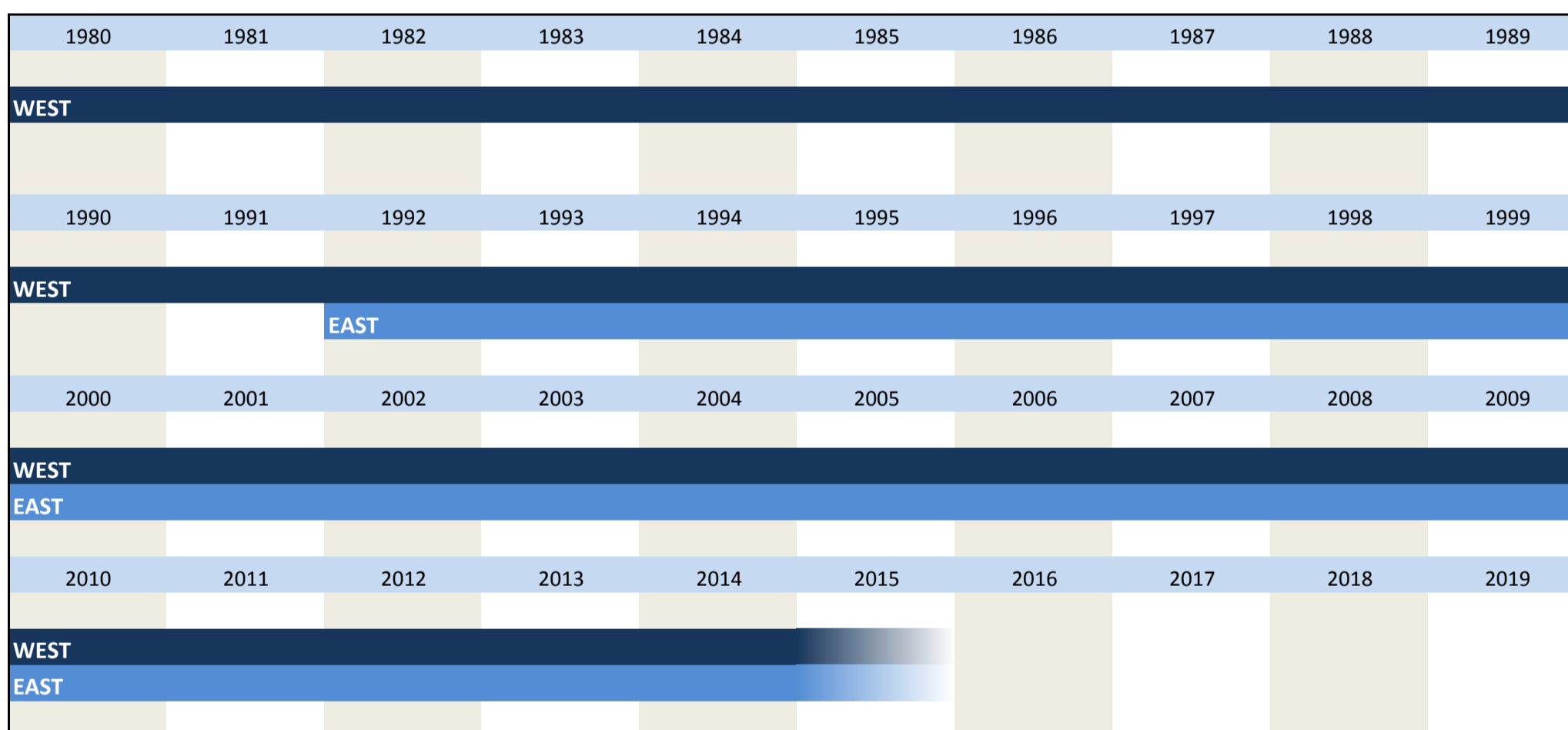


No.	Name	Label	Survey period	Survey frequency
2.4.303)	vg_uticapap	capacity utilization (appraisal)	West 03/1980 to 09/2001 East 07/1992 to 07/1993 East 12/1993 to 09/2001 East and West since 01/2002	Mrch, Jun, Sep, Dec Mrch, Jul, Oct, Dec Mrch, Jul, Sep, Dec Jan, Apr, Jul, Oct

Wording of question

Wording of question	Further information
<p>07/1992 to 09/2001</p> <p>No questionnaires for the East available</p> <p>since 03/1980</p> <p>Taking into account our current order backlog and the and the new orders we expect for the next 12 months our current technical capacities* we consider our technical capacities* for XY</p> <p>more than sufficient [1] sufficient [2] not sufficient [3]</p>	<p>Appraisal of the technical capacity</p> <p>*09/94, 09/95, 09/96, 09/97, 09/98 09/99, 09/00, 09/01 "(only domestic)"</p>

Time span of variable

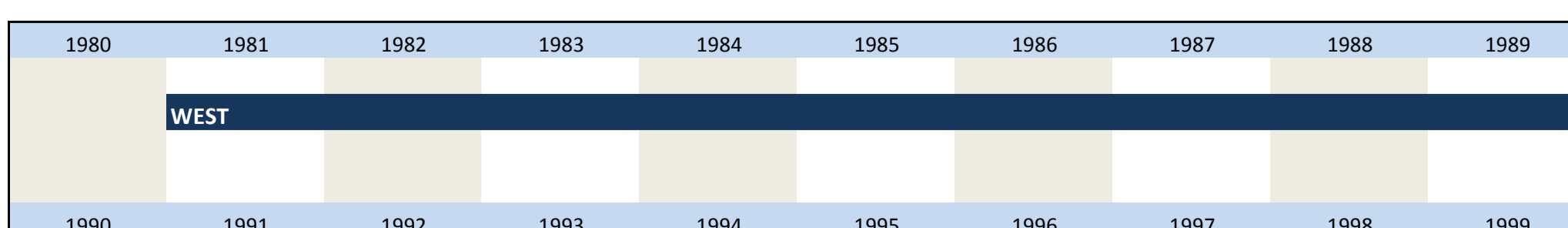


No.	Name	Label	Survey period	Survey frequency
3.4.304)	vg_weaken	weakening	West 08/1981 to 02/1993	Feb, May, Aug, Nov

Wording of question

Wording of question	Further information
<p>since 08/1981</p> <p>Feedstock</p> <p>Our stock of the most important raw materials and pre-materials to produce XY is currently [...]</p> <p>if relatively high:</p> <p>We currently have a high stock because of</p> <p>The feedstock increased due to a a weakening (in demand) [1]</p>	<p>weakening</p> <p>**currently" since 02/1988</p> <p>Not inquired in November 1981</p>

Time span of variable



WEST									
2000	2001	2002	2003	2004	2005	2006	2007	2008	2009
2010	2011	2012	2013	2014	2015	2016	2017	2018	2019

No.	Name	Label	Survey period	Survey frequency
-----	------	-------	---------------	------------------

3.4.305)	vg_weight	weight	West since 01/1980 East since 01/1991	monthly survey monthly survey
----------	-----------	--------	--	----------------------------------

1980	1981	1982	1983	1984	1985	1986	1987	1988	1989	Further information
WEST										weight: calculated by this formula: $(\log_{10}('emppro2'))^e$ Weighting refers to employees per product 'emppro2'
1990	1991	1992	1993	1994	1995	1996	1997	1998	1999	
WEST										
EAST										
2000	2001	2002	2003	2004	2005	2006	2007	2008	2009	
WEST										
EAST										
2010	2011	2012	2013	2014	2015	2016	2017	2018	2019	
WEST										
EAST										

No.	Name	Label	Survey period	Survey frequency
-----	------	-------	---------------	------------------

3.4.306)	vg_westeast	western eastern	West since 01/1980 East since 01/1991	monthly monthly
----------	-------------	-----------------	--	--------------------

1980	1981	1982	1983	1984	1985	1986	1987	1988	1989	Further information
WEST										Differentiates between Eastern and Western survey [1] western [2] eastern
1990	1991	1992	1993	1994	1995	1996	1997	1998	1999	
WEST										
EAST										
2000	2001	2002	2003	2004	2005	2006	2007	2008	2009	
WEST										
EAST										
2010	2011	2012	2013	2014	2015	2016	2017	2018	2019	
WEST										
EAST										