



List of Variables

EBDC Business Expectations Panel

Data: 01/1980-06/2016

As of October 2016

Contents

Description of variables

Page 1-9

Page 10-249

LMU-ifo Economics & Business Data Center (EBDC)

Poschingerstr. 5
81679 München

1. Identification variables

| No. | Name | Label | German description |
|-------|-------------------------------|--|---|
| 1.1) | survey | survey name | Umfrage |
| 1.2) | code | code of dataset | Code des Datensatzes |
| 1.3) | bep_company_id | company identifier | Firmennummer |
| 1.4) | questionnaire_id | questionnaire identifier per company | Fragebogennummer |
| 1.5) | sector_id | sector identifier per questionnaire | Sektornummer |
| 1.6) | sector_bau | classification according to federal statistical office (type of construction) | Bausektor, Einteilung nach amtlicher Statistik |
| 1.7) | sector_ifo | ifo sector classification | ifo Sektorklassifizierung |
| 1.8) | sector_sypro | sypro sector classification | sypro Sektorklassifizierung |
| 1.9) | sector_wz93 | wz93 sector classification | wz93 Sektorklassifizierung |
| 1.10) | sector_wz03 | wz03 sector classification | wz03 Sektorklassifizierung |
| 1.11) | sector_wz08 | wz08 sector classification | wz08 sektorklassifizierung |
| 1.12) | sector_east | ifo sector number for east germany | ifo Sektorklassifizierung für Ostdeutschland |
| 1.13) | sector_total | ebdc sector classification | EBDC Sektorklassifizierung |
| 1.14) | online | online | Art der Datenerhebung |
| 1.15) | year | year | Jahr |
| 1.16) | month | month | Monat |
| 1.17) | month_counter | number of months reported with Ifo | Anzahl der Berichtsmonate im Jahr |
| 1.18) | fedstaifo | federal state (Ifo-code) | Bundesland gemäß dem Ifo-code |
| 1.19) | han_typequ | type of questionnaire | Fragebogenform (aus dem Ifo-Datensatz) |
| 1.20) | han_typtra | trade volume | Handelsvolumen (aus dem Ifo-Datensatz) |
| 1.21) | wz03_main_code_company | wz03_main_code_company | Nationaler Industrie-Code Haupttätigkeit (WZ 03 Klassifikation (Amadeus/Hoppenstedt)) |
| 1.22) | wz03_main_description_company | wz03_main_description_company | Beschreibung der Haupttätigkeit des Unternehmens WZ 03 (Amadeus/Hoppenstedt) |
| 1.23) | wz03_sec_code_company | wz03_sec_code_company | Nationaler Industrie-Code Nebentätigkeit (WZ 03 Klassifikation (Amadeus)) |
| 1.24) | wz03_sec_description_company | wz03_sec_description_company | Beschreibung der Nebentätigkeit des Unternehmens WZ 03 (Amadeus) |
| 1.25) | wz08_main_code_company | wz08_main_code_company | Nationaler Industrie-Code Haupttätigkeit (WZ 08 Klassifikation (Amadeus)) |
| 1.26) | wz08_main_description_company | wz08_main_description_company | Beschreibung der Haupttätigkeit des Unternehmens WZ 08 (Amadeus) |
| 1.27) | wz08_sec_code_company | wz08_sec_code_company | Nationaler Industrie-Code Nebentätigkeit (WZ 08 Klassifikation (Amadeus)) |
| 1.28) | wz08_sec_description_company | wz08_sec_description_company | Beschreibung der Nebentätigkeit des Unternehmens WZ 08 (Amadeus) |
| 1.29) | date_of_incorporation | incorporation date of company | Tag/Jahr oder Datum der Unternehmensgründung (Amadeus/Hoppenstedt) |
| 1.30) | legal_form | legal form of company | Rechtsform des Unternehmens (Amadeus/Hoppenstedt) |
| 1.31) | publicly_quoted | listing on stock exchange- yes/no | Börsennotierung - ja/ nein (Amadeus) |
| 1.32) | reporting_basis | type of reported account | Art der Bilanz (Amadeus/Hoppenstedt) |
| 1.33) | type_income_statement | type of income statement | Ursprüngliches GuV-Verfahren (Gesamt- / Umsatzkosten (Hoppenstedt)) |
| 1.34) | account_date | end date of account | Bilanzabschlussdatum (Amadeus/Hoppenstedt) |
| 1.35) | number_of_months | number of months balance sheet refers to | Anzahl der Monate auf die sich die Bilanz bezieht (Amadeus/Hoppenstedt) |
| 1.36) | short_business_year | balance sheet data for less than 12 months | Bilanzdaten beziehen sich auf Zeitraum kürzer als 12 Monate (Amadeus/Hoppenstedt) |
| 1.37) | number_rec_shareholders | number of recorded shareholders | Anzahl der erfassten Anteilseigner (Amadeus) |
| 1.38) | number_rec_subsidiaries | number of recorded subsidiaries | Anzahl der erfassten Tochterfirmen (Amadeus) |
| 1.39) | account_currency | currency of account | Bilanzwährung (Amadeus/Hoppenstedt) |
| 1.40) | employees_account_date | number of employees at account date | Anzahl der Beschäftigten zum Bilanzstichtag (Amadeus) |
| 1.41) | database | (A)madeus/ (H)oppenstedt | Ursprüngliche Bilanzdatenbank/ Datenquelle |

2. Balance-sheet and income statement variables

| No. | Name | Label | German description |
|-----------|-----------------------------|--|--|
| 2.1) | fixed_assets | fixed assets | Anlagevermögen |
| 2.1.1) | intangible_assets | intangible assets | Immaterielle Vermögenswerte |
| 2.1.2) | tangible_assets | tangible assets | Materielle Vermögenswerte |
| 2.1.2.1) | land_buildings | tangible assets: land and buildings | Materielle Vermögenswerte: davon Grundstücke und Gebäude |
| 2.1.2.2) | plant_machinery | tangible assets: plant and machinery | Materielle Vermögenswerte: davon Anlagen und Maschinen |
| 2.1.3) | financial_assets | financial assets | Geldvermögen |
| 2.2) | current_assets | current assets | Betriebsvermögen (einschließlich Rechnungsabgrenzungsposten (aktiva)) |
| 2.2.1) | inventories | inventories | Bestände |
| 2.2.1.1) | raw_materials_and_supplies | inventories: raw materials and supplies | Bestände: Rohstoffe und Betriebsstoffe |
| 2.2.2) | accounts_receivable | accounts receivable and other assets | Forderungen und sonstige Vermögensgegenstände |
| 2.2.2.1) | trade_accounts_receivable | trade accounts receivable | Forderungen aus Lieferungen |
| 2.2.2.2) | receivables_fr_affil_assoc | receivables from affiliates and associates | Forderungen von Tochtergesellschaften und angebotenen Unternehmen |
| 2.2.3) | cash_cash_equivalent | cash & cash equivalents | Liquide Mittel (Bankguthaben etc.) |
| 2.3) | accrued_income | accrued income | Rechnungsabgrenzungsposten (aktiva) |
| 2.4) | total_assets | total assets | Bilanzsumme |
| 2.5) | total_equity | total equity/ shareholders' funds | Eigenkapital (einschließlich Sonderposten oder Vorteilen) |
| 2.5.1) | subscribed_capital | shareholders' funds - capital | Aktionären zurechenbare Fonds - Kapital |
| 2.6) | other_shareholders_funds | subscribed capital | Rest von 2.5.) - 2.5.1.) |
| 2.7) | reserves | shareholders' funds - reserves | Aktionären zurechenbare Fonds - Reserven (Kapital, Gewinnrücklagen, etc.) |
| 2.8) | special_items_benefits | special items or benefits | Sonderposten oder Vorteile |
| 2.9) | total_liabilities | liabilities | Gesamtverbindlichkeiten (einschließlich Rechnungsabgrenzungsposten(passiva)) |
| 2.9.1) | total_provisions | provisions in total | Rückstellungen gesamt |
| 2.9.1.1) | pension_provisions | provisions for pensions | Rückstellungen für Renten |
| 2.9.2) | total_debt | debt in total | Gesamtschulden |
| 2.9.2.1) | short_term_debt | debt - thereof short term | Schulden - davon kurzfristig (einschließlich Rechnungsabgrenzungsposten) |
| 2.9.2.2) | long_term_debt | debt - thereof long term | Schulden - davon langfristig |
| 2.9.2.3) | trade_accounts_payable | trade accounts payable | zahlbare Forderungen |
| 2.9.2.4) | bank_debt | debt to financial institutions | Schulden gegenüber Kreditinstituten |
| 2.10) | deferred_income | deferred income | Rechnungsabgrenzungsposten (passiva) |
| 2.11) | working_capital | working capital | Working capital |
| 2.12) | net_current_assets | net current assets | Netto-Umlaufvermögen |
| 2.13) | operating_revenue | operating revenue | kapitalisierte Vermögenswerte und andere Betriebseinnahmen) |
| 2.14) | sales | sales | Umsätze |
| 2.15) | cost_of_materials | cost of materials | Materialkosten |
| 2.16) | staff_expenses | staff expenses | Personalaufwand |
| 2.17) | depreciation | depreciation | Abschreibungen |
| 2.18) | cost_of_goods_sold | cost of goods sold | Kosten der verkauften Waren |
| 2.19) | gross_profit_loss | gross profit/ loss | Bruttogewinn/-verlust (nach Gesamtkosten / Umsatzkostenverfahren) |
| 2.20) | other_operating_expenses | other operating expenses | Sonstige betriebliche Aufwendungen |
| 2.21) | financial_profit_loss | financial profit/ loss | Finanzieller Gewinn/Verlust |
| 2.21.1) | income_from_participations | income from participations | Erträge aus Beteiligungen |
| 2.21.2) | interest_income | interest income | Zinsertrag |
| 2.21.2.1) | interest_revenue | interest revenue | Zinsen und ähnliche Erträge |
| 2.21.2.2) | interest_expenses | interest expenses | Zinsen und ähnliche Aufwendungen |
| 2.22) | operating_profit | operating profit/ profit before tax | Betriebsgewinn/ Gewinn vor Steuern |
| 2.23) | extraordinary_income | extraordinary income | Außergewöhnliche Erträge |
| 2.24) | taxes | taxation | Besteuerung |
| 2.24.1) | taxes_on_income | taxes on income | Steuern auf Einkommen |
| 2.25) | profit_loss_for_period | profit/ loss for period | Gewinn / Verlust im Zeitraum |
| 2.26) | accumulated_net_profit_loss | accumulated net profit/ loss | Akkumulierter Gewinn / Verlust |
| 2.27) | dividend_payout | dividends paid out | Ausgezahlte Dividenden |
| 2.28) | cash_flow | cash flow | Cash Flow nach folgender Definition: Gewinn / Verlust im Zeitraum + Abschreibungen |

3. Variables of Ifo Business Survey

3.1 Variables referring to the past

| No. | Name | Label | German description |
|---------|---------------------|--|--|
| 3.1.1) | dl_demandlast | demand / sales last month versus same month of previous year | Entwicklung von Nachfrage/Umsatz im letzten Monat gegenüber dem Vorjahresmonat |
| 3.1.2) | han_busvoly | business volume versus previous year | Umsatz im Vergleich zum Vorjahr |
| 3.1.3) | han_questpercansw21 | % to busvoly higher | Antwort zu Variable han_busvoly |
| 3.1.4) | han_questpercansw22 | % to busvoly as high as last year | Antwort zu Variable han_busvoly |
| 3.1.5) | han_questpercansw23 | % to busvoly lower | Antwort zu Variable han_busvoly |
| 3.1.6) | dl_demandsales | demand / sales volume last 2-3 months | Entwicklung der Nachfrage/des Umsatz in den letzten 3 Monaten |
| 3.1.7) | vg_demand | situation of demand | Nachfragesituation im vorangegangenen Monat |
| 3.1.8) | bau_ordvpm | orders versus previous month | Auftragsbestand im vorangegangenen Monat |
| 3.1.9) | vg_ordvpm | orders versus previous month | Auftragsbestand im vorangegangenen Monat |
| 3.1.10) | bau_conactex | construction activity versus previous month | Bautätigkeit im Vormonat |
| 3.1.11) | vg_provpmp | production versus previous month | Produktionstätigkeit im vorangegangenen Monat |
| 3.1.12) | bau_prvpmp | prices versus previous month | Baupreise im Vergleich zum Vormonat (letzte 2-3 Monate) |
| 3.1.13) | han_prvpmp | prices versus previous month | Handelspreise im Vergleich zum Vormonat (letzte 2-3 Monate) |
| 3.1.14) | han_questpercansw51 | % to prvpmp increased | Antwort zu Variable prvpmp |
| 3.1.15) | han_questpercansw52 | % to prvpmp not changed | Antwort zu Variable prvpmp |
| 3.1.16) | han_questpercansw53 | % to prvpmp decreased | Antwort zu Variable prvpmp |
| 3.1.17) | vg_pricevpm | domestic prices of sale versus previous month | Inlandsverkaufspreise im vorangegangenen Monat |

3.2 Variables referring to present state

| No. | Name | Label | German description |
|---------|---------------------|--|--|
| 3.2.1) | bau_statebus | state of business (appraisal) | Beurteilung der Geschäftslage |
| 3.2.2) | dl_statebus | state of business (appraisal) | Beurteilung der Geschäftslage |
| 3.2.3) | han_statebus | state of business (appraisal) | Beurteilung der Geschäftslage |
| 3.2.4) | han_questpercansw11 | % to statebus good | Antwort zu Variable han_statebus |
| 3.2.5) | han_questpercansw12 | % to statebus satisfiable | Antwort zu Variable han_statebus |
| 3.2.6) | han_questpercansw13 | % to statebus bad | Antwort zu Variable han_statebus |
| 3.2.7) | vg_statebus | state of business (appraisal) | Beurteilung der Geschäftslage |
| 3.2.8) | bau_orders | orders (appraisal) | Beurteilung des Auftragsbestandes |
| 3.2.9) | dl_orders | orders (appraisal) | Beurteilung des Auftragsbestandes |
| 3.2.10) | han_ords | orderings the next 3 months (versus previous year) | Beurteilung des Auftragsbestandes |
| 3.2.11) | han_questpercansw71 | % to ords raising | Antwort zu Variable han_ords |
| 3.2.12) | han_questpercansw72 | % to ords not changing | Antwort zu Variable han_ords |
| 3.2.13) | han_questpercansw73 | % to ords falling | Antwort zu Variable han_ords |
| 3.2.14) | vg_orders | orders (appraisal) | Beurteilung des Auftragsbestandes |
| 3.2.15) | bau_ranord | range of orders in months | Auftragsbestände in Monaten |
| 3.2.16) | vg_ranord | range of orders in months | Auftragsbestände in Monaten |
| 3.2.17) | han_feedst | feedstock (appraisal) | Lagerbestände |
| 3.2.18) | han_questpercansw41 | % to feedst too little | Antwort zu Variable han_feedst |
| 3.2.19) | han_questpercansw42 | % to feedst satisfiable | Antwort zu Variable han_feedst |
| 3.2.20) | han_questpercansw43 | % to feedst too much | Antwort zu Variable han_feedst |
| 3.2.21) | vg_stin | stock of inventories | Beurteilung des Bestand an Fertigwaren |
| 3.2.22) | bau_equiput2 | equipment utilization in % | Kapazitätsauslastung in % |
| 3.2.23) | vg_uticappc | capacity utilization in % | Auslastung der Anlagen in % |
| 3.2.24) | vg_uticappc2 | capacity utilization in % (end of prev. month) | Kapazitätsauslastung in % |
| 3.2.25) | bau_constrain | constraints | |
| 3.2.26) | dl_constrbus | constraints of business activity | |
| 3.2.27) | han_constrain | constraints to production | |
| 3.2.28) | vg_constrain | constraints to production | Behinderung der Produktionstätigkeit (ja / nein) |
| 3.2.29) | bau_mplack | constraints: lack of manpower | |
| 3.2.30) | dl_mplack | lack of manpower | |
| 3.2.31) | han_mplack | lack of manpower | |
| 3.2.32) | vg_mplack | lack of manpower | Arbeitskräftemangel |
| 3.2.33) | bau_finan | constraints: financing | |
| 3.2.34) | dl_finan | problems of financing | |
| 3.2.35) | han_diffffin | difficulties of financing | |
| 3.2.36) | vg_diffffin | difficulties of financing | Produktionsbehinderung durch Finanzierungsengpässe |
| 3.2.37) | bau_ordlack | lack of orders | |
| 3.2.38) | dl_lackdem | lack of demand | |
| 3.2.39) | han_weakdem | weak demand | |
| 3.2.40) | vg_ordlack | lack of orders | Auftragsmangel |
| 3.2.41) | dl_lackroom | lack of room / buisness equipment | |
| 3.2.42) | han_sclack | lack of spacial capacity | Raummangel |
| 3.2.43) | dl_lacktec | lack of technical capacities | |
| 3.2.44) | han_equip | equipment | |
| 3.2.45) | vg_techcap | technical capacity | Technische Kapazität |
| 3.2.46) | bau_weathcon | constraints: weather conditions | |
| 3.2.47) | dl_weather | weather | |
| 3.2.48) | han_weather | unfavourable weather | |
| 3.2.49) | vg_weather | weather conditions | Produktionsbehinderung durch Wetterlage |
| 3.2.50) | bau_othrea | constraints: other reasons | |
| 3.2.51) | dl_othrea | other reasons | |
| 3.2.52) | han_othrea | other reasons | |
| 3.2.53) | vg_othrea | other reasons | Sonstige Faktoren / Andere Ursachen |
| 3.2.54) | bau_matlack | constraints: lack of material | |
| 3.2.55) | han_diffsup | difficulties of supply | |
| 3.2.56) | vg_matlack | lack of material | Materialknappheit |
| 3.2.57) | bau_emp | employees | |
| 3.2.58) | bau_empl | employees altogether | |
| 3.2.59) | dl_employlast | employees last 2-3 months | |
| 3.2.60) | han_empl | employees | |
| 3.2.61) | vg_emppro | employees | Beschäftigte |
| 3.2.62) | bau_credit | credit allocation | |
| 3.2.63) | han_credit | credit allocation | |
| 3.2.64) | vg_credit | credit allocation | Kreditvergabe |

3.3 Variables referring to future state

| No. | Name | Label | German description |
|---------|---------------------|---|--|
| 3.3.1) | bau_comexp | expected commercial operations | |
| 3.3.2) | dl_expectbus | expected business situation for the next 6 months | |
| 3.3.3) | han_comexp | business development | Geschäftsentwicklung |
| 3.3.4) | han_questpercansw81 | % to han_comexp more favourable | Antwort zu Variable han_comexp |
| 3.3.5) | han_questpercansw82 | % to han_comexp not changing | Antwort zu Variable han_comexp |
| 3.3.6) | han_questpercansw83 | % to han_comexp more unfavourable | Antwort zu Variable han_comexp |
| 3.3.7) | vg_comexp | expected comercial operations | Erwartete Geschäftslage |
| 3.3.8) | bau_conactfut | construction activity in 3 months | |
| 3.3.9) | vg_proexp | expected production | Erwartete Inländische Produktionstätigkeit |
| 3.3.10) | bau_exppr | expected prices | |
| 3.3.11) | dl_pricenext | prices for the next 3 months | |
| 3.3.12) | han_exppr | expected prices | |
| 3.3.13) | han_questpercansw61 | % to exppr increasing | Antwort zu Variable han_exppr |
| 3.3.14) | han_questpercansw62 | % to exppr not changing | Antwort zu Variable han_exppr |
| 3.3.15) | han_questpercansw63 | % to exppr decreasing | Antwort zu Variable han_exppr |
| 3.3.16) | vg_priceexp | expected domestic prices | Erwartete inländische Verkaufspreise |
| 3.3.17) | bau_emplexp | expected employees | |

| | | | |
|---------|---------------|--|--|
| 3.3.18) | dl_employexp | expected employees for the next 2.3 months | |
| 3.3.19) | han_employexp | expected employees | |
| 3.3.20) | vg_empl | employees 12 months | Erwartete Beschäftigtenanzahl |
| 3.3.21) | vg_employexp | expected lfo employees | Erwartete Entwicklung der Gesamtbeschäftigtenzahl durch Produktionsbehinderung durch Finanzierungsengpässe |

3.4 Special questions

| No. | Name | Label | |
|---------|----------------------|--|---|
| 3.4.1) | participation_date | participation date | Teilnahmedatum |
| 3.4.2) | participation_hour | participation hour | Teilnahmestunde |
| 3.4.3) | participation_status | participation status | Teilnahmestatus |
| 3.4.4) | survey_end | survey end | Beginn der Umfrage |
| 3.4.5) | survey_start | survey start | Ende der Umfrage |
| 3.4.6) | bau_backconst | backlog of constructions | Überhang an Bauten |
| 3.4.7) | bau_belope | borrowed equipment: number in % for longer periods | Leihgeräte in Prozent, längerfristig |
| 3.4.8) | bau_beper | borrowed equipment: number in % | Leihgeräte in Prozent |
| 3.4.9) | bau_bes | borrowed equipment / subcontractors | Leihgeräte |
| 3.4.10) | bau_beslc | borrowed equipment / subcontractors: for lack of capacities | Leihgeräte wegen Kapazitätsengpässen |
| 3.4.11) | bau_bessw | borrowed equipment / subcontractors: special work | Leihgeräte wegen Spezialarbeiten |
| 3.4.12) | bau_bewill | borrowed equipment: willingness | Neigung Leihgeräte anzumieten |
| 3.4.13) | bau_bewilp | borrowed equipment: willingness for longer periods | Neigung Leihgeräte längerfristig anzumieten |
| 3.4.14) | bau_cancord | cancellation of orders | Auslandsbau |
| 3.4.15) | bau_cfc1 | construction in foreign countries | Auslandsbau durch rechtlich selbständige Gesellschaften |
| 3.4.16) | bau_cfcac | construction in foreign countries:associated company | Auslandsbau durch deutsche Stammfirma |
| 3.4.17) | bau_cfcgh | construction in foreign countries:german headquarter | Auslandsbau durch Beteiligung an ortsansässigen Gesellschaften |
| 3.4.18) | bau_cfcsh | construction in foreign countries:shareholding | Auftragsentwicklung in 2 Monaten |
| 3.4.19) | bau_chord1 | range of orders within next 2 months: complete | Auftragsentwicklung in 2 Monaten: sonstiger Tiefbau |
| 3.4.20) | bau_chord2 | range of orders within next 2 months:other civil engineering | Auftragsentwicklung in 2 Monaten: Öffentlicher Hochbau |
| 3.4.21) | bau_chord3 | range of orders within next 2 months:public civil engineering | Auftragsentwicklung in 2 Monaten: Gewerblicher Bau |
| 3.4.22) | bau_chord4 | range of orders within next 2 months:industrial civil engineering | Auftragsentwicklung in 2 Monaten: Wohnungsbau insgesamt |
| 3.4.23) | bau_chord5 | range of orders within next 2 months:domestic construction, complete | A. in 2 M.: Gebäude mit 3 oder mehr Wohnungen |
| 3.4.24) | bau_chord6 | range of orders within next 2 months:domestic construction: buildings of 3 or more | Auftragsentwicklung in 2 Monaten: Straßenbau |
| 3.4.25) | bau_chord7 | range of orders within next 2 months:road construction | Geschäftslage dieses Jahr im 3. Quartal |
| 3.4.26) | bau_co1 | medium-term expected commercial operations: 3. quarter | Geschäftslage dieses Jahr im 4. Quartal |
| 3.4.27) | bau_co2 | medium-term expected commercial operations: 4. quarter | Geschäftslage nächstes Jahr im 1. Quartal |
| 3.4.28) | bau_co3 | medium-term expected commercial operations: 1. quarter | Geschäftslage nächstes Jahr im 2. Quartal |
| 3.4.29) | bau_co4 | medium-term expected commercial operations: 2. quarter | Kreditvergabe |
| 3.4.30) | bau_creditno | credit agreement not signed | Kreditvertrag nicht abgeschlossen |
| 3.4.31) | bau_credituse1 | financing of ongoing operating resources | Finanzierung laufender Kreditmittel |
| 3.4.32) | bau_credituse2 | financing of an investment | Finanzierung einer Investition |
| 3.4.33) | bau_credituse3 | other financing | Sonstiger Verwendungszweck |
| 3.4.34) | bau_credityes | credit agreement signed | Kreditvertrag abgeschlossen |
| 3.4.35) | bau_cvneg | in % | Veränderungen im Bauvolumen: Abnahme in % |
| 3.4.36) | bau_cvno | changes in construction volume: no changes | Veränderungen im Bauvolumen |
| 3.4.37) | bau_cvpos | changes in construction volume: positive changes in % | Veränderungen im Bauvolumen: Steigerung in % |
| 3.4.38) | bau_cvpr_bdl | % of construction volume: by drawing lots (in general) | Anteil von Fachlosvergaben an Gesamtleistung des Vorjahres (insgesamt) |
| 3.4.39) | bau_cvpr_gc | % of construction volume: as general contractor (in general) | Anteil von Tätigkeiten als Generalübernehmer an Gesamtleistung des Vorjahres (insgesamt) |
| 3.4.40) | bau_cvpr_oth | % of construction volume: others (in general) | Anteil von sonstigen Tätigkeiten an Gesamtleistung des Vorjahres (insgesamt) |
| 3.4.41) | bau_cvpr_oth2 | % of construction volume: others (in general) | Anteil von sonstigen Tätigkeiten an Gesamtleistung des Vorjahres (insgesamt) |
| 3.4.42) | bau_cvpr_pc | % of construction volume: as prime contractor (in general) | Anteil von Tätigkeiten als Generalunternehmer an Gesamtleistung des Vorjahres (insgesamt) |
| 3.4.43) | bau_cvpr_sc | % of construction volume: as subcontractor (in general) | Anteil von Tätigkeiten als Subunternehmer an Gesamtleistung des Vorjahres (insgesamt) |
| 3.4.44) | bau_cvpr_scpc | % of construction volume: as subcontractor and prime contractor (in general) | Anteil von Tätigkeiten als Generalunternehmer und -übernehmer an Gesamtleistung des Vorjahres (insgesamt) |
| 3.4.45) | bau_cvpr_solec | % of construction volume: as sole contractor (in general) | Anteil von Tätigkeiten als Totalunternehmer an Gesamtleistung des Vorjahres (insgesamt) |
| 3.4.46) | bau_cvpu_bdl | % of construction volume: by drawing lots (public clients) | Anteil von Fachlosvergaben an Gesamtleistung des Vorjahres (öffentl. Auftraggeber) |
| 3.4.47) | bau_cvpu_gc | % of construction volume: as general contractor (public clients) | Anteil von Tätigkeiten als Generalübernehmer an Gesamtleistung des Vorjahres (öffentl. Auftraggeber) |
| 3.4.48) | bau_cvpu_oth | % of construction volume: others (public clients) | Anteil von sonstigen Tätigkeiten an Gesamtleistung des Vorjahres (öffentl. Auftraggeber) |
| 3.4.49) | bau_cvpu_oth2 | % of construction volume: others (public clients) | Anteil von sonstigen Tätigkeiten an Gesamtleistung des Vorjahres (öffentl. Auftraggeber) |
| 3.4.50) | bau_cvpu_pc | % of construction volume: as prime contractor (public clients) | Anteil von Tätigkeiten als Generalunternehmer an Gesamtleistung des Vorjahres (öffentl. Auftraggeber) |
| 3.4.51) | bau_cvpu_sc | % of construction volume: as subcontractor (public clients) | Anteil von Tätigkeiten als Subunternehmer an Gesamtleistung des Vorjahres (öffentl. Auftraggeber) |
| 3.4.52) | bau_cvpu_scpc | % of construction volume: as subcontractor and prime contractor (public clients) | Anteil von Tätigkeiten als Generalunternehmer und -übernehmer an Gesamtleistung des Vorjahres (öffentl. Auftraggeber) |
| 3.4.53) | bau_cvpu_solec | % of construction volume: as sole contractor (public clients) | Anteil von Tätigkeiten als Totalunternehmer an Gesamtleistung des Vorjahres (öffentl. Auftraggeber) |
| 3.4.54) | bau_deccon | decline of construction activity | Rückgang der Bauaktivitäten wegen Betriebsurlaub |
| 3.4.55) | bau_difil_ce | difficulties filling vacancies: construction engineer | Dauer bis Besetzung im Bauingenieurbereich |
| 3.4.56) | bau_difil_cp | difficulties filling vacancies: commercial professions | Dauer bis Besetzung im gewerblichen Bereich |
| 3.4.57) | bau_difil_mc | difficulties filling vacancies: managerial staff (commerce) | Dauer bis Besetzung bei gewerblichem Führungspersonal |
| 3.4.58) | bau_difil_so | difficulties filling vacancies: sales occupation | Dauer bis Besetzung im kaufmännischen Bereich |

| | | | |
|----------|------------------|--|---|
| 3.4.59) | bau_difil_tc | difficulties filling vacancies: trainees (commerce) | Dauer bis Besetzung bei gewerblichen Auszubildenden |
| 3.4.60) | bau_diflvac | difficulties filling vacancies | Probleme offene Stellen zu Besetzen |
| 3.4.61) | bau_employ | employee | Angestellte insgesamt |
| 3.4.62) | bau_equiput1 | equipment utilization (civil engineering) in % | Angestellte insgesamt |
| 3.4.63) | bau_fambus | family business | Familienunternehmen |
| 3.4.64) | bau_flight_eur | importance of flight connections in Europe | Bedeutung von Flugverbindungen zu Zielen in Europa |
| 3.4.65) | bau_flight_ger | importance of flight connections in Germany | Bedeutung von Flugverbindungen zu Zielen in Deutschland |
| 3.4.66) | bau_flight_world | importance of flight connections worldwide | Bedeutung von Flugverbindungen zu Zielen weltweit |
| 3.4.67) | bau_indwork | industrial worker | Gewerbliche Arbeitnehmer |
| 3.4.68) | bau_inwo | industrial worker | Arbeiter |
| 3.4.69) | bau_lackwo2 | lack of work (comparison) | Arbeitsausfall durch Sommerurlaub im Vgl. zum letzten Jahr |
| 3.4.70) | bau_lackwoper | number lack of work in % | Arbeitsausfall durch Sommerurlaub |
| 3.4.71) | bau_latecomer | latecomer | Nachzügler |
| 3.4.72) | bau_minim_post1 | affected by minimum wage | von Mindestlohn betroffen |
| 3.4.73) | bau_minim_post2 | no minimum wage measures | keine Mindestlohn- Maßnahmen |
| 3.4.74) | bau_minim_post3 | measures: employee reduction | Maßnahmen: Personalabbau |
| 3.4.75) | bau_minim_post4 | measures: working hour reduction | Maßnahmen: Arbeitszeitreduzierung |
| 3.4.76) | bau_minim_post5 | measures: increased prices | Maßnahmen: Preiserhöhungen |
| 3.4.77) | bau_minim_post6 | measures: decreased investment | Maßnahmen: verringerte Investitionen |
| 3.4.78) | bau_minim_post7 | measures: decreased special payments | Maßnahmen: Kürzungen von Sonderzahlungen |
| 3.4.79) | bau_minim_post8 | less minijobs | Minijobs weggefallen |
| 3.4.80) | bau_minim_post9 | minijobs transformed into insurable employment | Minijobs in soz.vers.pflichtige Besch.verhältnisse umgewandelt |
| 3.4.81) | bau_minim_post10 | new insurable employment | neue soz.vers.pflichtige Besch.verhältnisse |
| 3.4.82) | bau_minim_post11 | employment relationships did not change | keine veränderten Besch.Verhältnisse |
| 3.4.83) | bau_numwor | number of workers | Arbeiter |
| 3.4.84) | bau_ovtim | overtime | Überstunden |
| 3.4.85) | bau_ovtimper | overtime in % | Überstunden in Prozent |
| 3.4.86) | bau_pcgc_gen | We regularly act as prime/ general contractor (in general) | Regelmäßige Arbeit als Generalunter bzw. -übernehmer (allgemein) |
| 3.4.87) | bau_pcgc_pub | We regularly act as prime/ general contractor (public clients) | Regelmäßige Arbeit als Generalunter bzw. -übernehmer (öffentl. Auftraggeber) |
| 3.4.88) | bau_phcaw | plant holidays: cessation of all work | Betriebsurlaub des gesamten Baubetriebs |
| 3.4.89) | bau_phcwbr | plant holidays:cessation of work of singular branches | Betriebsurlaub für einzelne Niederlassungen |
| 3.4.90) | bau_phdur | plant holidays: duration in weeks | Betriebsurlaub in Wochen |
| 3.4.91) | bau_phintr | year of introduction of plant holidays | Einführungsjahr des Betriebsurlaubs |
| 3.4.92) | bau_phm | plant holidays:month (labels valid until 12/2000, afterwards: June) | Betriebsurlaub Monat / Juni |
| 3.4.93) | bau_prcoco | prime costs covering | Erzielbare Baupreise |
| 3.4.94) | bau_probl_pub | Are there problems regarding public procurement law (public clients) | Vergaberechtliche Probleme bei öffentlichen Auftraggebern |
| 3.4.95) | bau_prop_gen | Propensity for placing orders with prime/ general contractors (in general) | Vergabe von Aufträgen als Generalunter-/übernehmer-Leistung (allgemein) |
| 3.4.96) | bau_prop_pub | Propensity for placing orders with prime/ general contractors (public clients) | Vergabe von Aufträgen als Generalunter-/übernehmer-Leistung (öffentl. Auftraggeber) |
| 3.4.97) | bau_prpa1 | precast parts: utitization | Verwendung von Fertigteilen |
| 3.4.98) | bau_prpacvm | precast parts:% of construction volumen at the moment | Fertigteile in % vom Bauwert |
| 3.4.99) | bau_prpacvy | precast parts:% of construction volumen whole year | Fertigteile in % vom Bauwert im letzten Jahr |
| 3.4.100) | bau_ref1 | refugees question1 | Flüchtlinge Frage 1 |
| 3.4.101) | bau_ref2 | refugees question2 | Flüchtlinge Frage 2 |
| 3.4.102) | bau_ref3 | refugees question3 | Flüchtlinge Frage 3 |
| 3.4.103) | bau_ref4 | refugees question4 | Flüchtlinge Frage 4 |
| 3.4.104) | bau_ref5 | refugees question5 | Flüchtlinge Frage 5 |
| 3.4.105) | bau_ref6 | refugees question6 | Flüchtlinge Frage 6 |
| 3.4.106) | bau_ref7 | refugees question7 | Flüchtlinge Frage 7 |
| 3.4.107) | bau_ref8 | refugees question8 | Flüchtlinge Frage 8 |
| 3.4.108) | bau_ref9 | refugees question9 | Flüchtlinge Frage 9 |
| 3.4.109) | bau_salvol1 | sales volume in %: road construction | Umsatzanteil im Straßenbau |
| 3.4.110) | bau_salvol2 | sales volume in %: other civil engineering | Umsatzanteil im sonstigen Tiefbau |
| 3.4.111) | bau_salvol3 | sales volume in %: public civil engineering | Umsatzanteil im öffentlichen Hochbau |
| 3.4.112) | bau_salvol4 | sales volume in %: industrial civil engineering | Umsatzanteil im gewerblichen Bau |
| 3.4.113) | bau_salvol5 | sales volume in %: domestic construction | Umsatzanteil im Wohnungsbau insgesamt |
| 3.4.114) | bau_salvol6 | sales volume in %: buildings with 3 or more flats | Umsatzanteil im Häuserbau mit 3 oder mehr Wohnungen |
| 3.4.115) | bau_salvol7 | number of workers | Arbeiter |
| 3.4.116) | bau_salvol8 | employees altogether | Angestellte insgesamt |
| 3.4.117) | bau_sdbreach | special difficulties: breach of VOB-conditions | Verletzung der VOB-Bestimmungen |
| 3.4.118) | bau_sdcc | special difficulties: constraints to construction | Baubehinderung |
| 3.4.119) | bau_sdco | special difficulties: cancelation of order | Auftragsstornierungen |
| 3.4.120) | bau_sdda | special difficulties: delay of final acceptance | Verzögerte Bauabnahme |
| 3.4.121) | bau_sddp | special difficulties: defaulting payment | Säumige Zahlungsweise der Auftraggeber |
| 3.4.122) | bau_sdlap | special difficulties: labor piracy of manpower | Abwerbung von Arbeitskräften |
| 3.4.123) | bau_sdlop | special difficulties: accepting the bid by the lowest price | Zuschlagserteilung auf das billigste Angebot |
| 3.4.124) | bau_sdnopro | special difficulties: no severe problems | Keine größeren Probleme |
| 3.4.125) | bau_seskivly | search for skilled workers vs. Last year | Suche nach Fachkräften verglichen mit dem Vorjahr |
| 3.4.126) | bau_sper | subcontractors: % of sales volume | Umsatzanteil Subunternehmer |
| 3.4.127) | bau_sphadis | sphere of action: % in same district | Umsatz im eigenen Landkreis |
| 3.4.128) | bau_sphafc | sphere of action: % in foreign country | Umsatz im Ausland |
| 3.4.129) | bau_sphaofs | sphere of action: % in other federal state | Umsatz in anderem Bundesland |
| 3.4.130) | bau_sphasfs | sphere of action: % in same federal state | Umsatz im eigenen Bundesland |
| 3.4.131) | bau_statill | status of employee's illness in % | Krankenstand |
| 3.4.132) | bau_subannsal | subcontractor: % of annual sales | Umsatz Subunternehmer in Prozent zum eigenen Jahresumsatz |
| 3.4.133) | bau_subdiv | subcontractor: % for other companies | Subunternehmerleistungen von sonstigen Unternehmen |
| 3.4.134) | bau_subfor | % for foreign subcontractors | Leistungen ausländischer Subunternehmer |
| 3.4.135) | bau_subfowo | subcontractor: % for formwork | Subunternehmerleistungen von Schalungsarbeiten / Gerüstbau |
| 3.4.136) | bau_submain | subcontractor: % for main contract work | Subunternehmerleistungen des Bauhauptgewerbes |
| 3.4.137) | bau_subreba | subcontractor: % for reinforcing bars | Subunternehmerleistungen von Biegen und Verlegen von Betonstahl |
| 3.4.138) | bau_subtrans | subcontractor: % for transport company | Subunternehmerleistungen von Transportunternehmen |
| 3.4.139) | bau_subupgr | subcontractor: % for upgrading work | Subunternehmerleistungen des Ausbaugewerbes |
| 3.4.140) | bau_swill | subcontractors: willingness | Vergabe von Spezialarbeiten an Subunternehmer |
| 3.4.141) | bau_swill1 | subcontractors: willingness | Vergabe von Spezialarbeiten an Subunternehmer |
| 3.4.142) | bau_undcons | % of undocumented constructions | Statistisch noch nicht erfasste Bauten |
| 3.4.143) | bau_vaclhy | vacancies during last 6 months | Offene Stellen während der letzten 6 Monate |

| | | | |
|----------|------------------|--|--|
| 3.4.144) | bau_vaclhy_ce | vacancies during last 6 months: construction engineer | Offene Stellen im Bereich: Bauingenieur |
| 3.4.145) | bau_vaclhy_cp | vacancies during last 6 months: commercial professions | Offene Stellen im Bereich: gewerbliche Berufe |
| 3.4.146) | bau_vaclhy_mc | vacancies during last 6 months: managerial staff (commerce) | Offene Stellen im Bereich: gewerbliches Führungspersonal |
| 3.4.147) | bau_vaclhy_so | vacancies during last 6 months: sales occupation | Offene Stellen im Bereich: kaufmännische Berufe |
| 3.4.148) | bau_vaclhy_tc | vacancies during last 6 months: trainees (commerce) | Offene Stellen im Bereich: gewerbliche Auszubildende |
| 3.4.149) | bau_vacrepfea | % of vacancies reported to federal employment agency | % offener Stellen, die der Bundesagentur für Arbeit gemeldet wurden |
| 3.4.150) | bau_westeast | western eastern | Unterscheidet zwischen West- und Osterhebung |
| 3.4.151) | bau_wh1 | working hours: payment of overtime | Bezahlung zusätzlicher Stunden |
| 3.4.152) | bau_wh2 | working hours: development | Entwicklung zusätzlich bezahlter Stunden |
| 3.4.153) | bau_wh3 | working hours: number in t-1 | Zusätzlich bezahlte Stunden in t-1 |
| 3.4.154) | bau_wh4 | working hours: number in t-2 | Zusätzlich bezahlte Stunden in t-2 |
| 3.4.155) | bau_witilo | wintertime: lack of orders | Winterbau: Mangel an Aufträgen |
| 3.4.156) | bau_witipw | wintertime: preference of workers | Winterbau: Präferenzen der Arbeiter |
| 3.4.157) | bau_witirc | wintertime: reasons of construction | Winterbau: baubetriebliche Gründe |
| 3.4.158) | bau_witiwoth | wintertime: work through | Winterbau |
| 3.4.159) | dl_busvolqu | business volume last 3 months | Entwicklung der Geschäftslage in den letzten 3 Monaten |
| 3.4.160) | dl_demandexp | expected demand / sales volume for the next 2-3 months | Erwartete Entwicklung von Nachfrage/Umsatz in den nächsten 2-3 Monaten |
| 3.4.161) | dl_creditno | credit agreement not signed | Kreditvertrag nicht abgeschlossen |
| 3.4.162) | dl_credituse1 | financing of ongoing operating resources | Finanzierung laufender Kreditmittel |
| 3.4.163) | dl_credituse2 | financing of an investment | Finanzierung einer Investition |
| 3.4.164) | dl_credituse3 | other financing | Sonstiger Verwendungszweck |
| 3.4.165) | dl_credityes | credit agreement signed | Kreditvertrag abgeschlossen |
| 3.4.166) | dl_fambus | family business | Familienunternehmen |
| 3.4.167) | dl_invcon_dj | investment in construction this year | Investitionen in Bauten dieses Jahr |
| 3.4.168) | dl_invcon_lj | investment in construction last year | Investitionen in Bauten letztes Jahr |
| 3.4.169) | dl_invcon_nj | investment in construction next year | Investitionen im kommenden Jahr, Bauten |
| 3.4.170) | dl_inveq_dj | investment in equipment this year | Investitionen in Ausrüstung dieses Jahr |
| 3.4.171) | dl_inveq_lj | investment in equipment last year | Investitionen in Ausrüstung letztes Jahr |
| 3.4.172) | dl_inveq_nj | investment in equipment next year | Investitionen im kommenden Jahr, Ausrüstung |
| 3.4.173) | dl_invest_dj | total investment this year | Gesamtinvestitionen dieses Jahr |
| 3.4.174) | dl_invest_lj | total investment last year | Entwicklung der Investitionen letztes Jahr |
| 3.4.175) | dl_invest_nj | total investment next year | Investitionen im kommenden Jahr, insgesamt |
| 3.4.176) | dl_kap1 | potential of existing capacity | Potential der vorhandenen Kapazitäten |
| 3.4.177) | dl_kap2 | potential capacity expansion in % | Potential der vorhandenen Kapazitäten in % |
| 3.4.178) | dl_minim1 | minimum wage q1 | Mindestlohn Frage 1 |
| 3.4.179) | dl_minim2 | minimum wage q2 | Mindestlohn Frage 2 |
| 3.4.180) | dl_minim3 | minimum wage q3 | Mindestlohn Frage 3 |
| 3.4.181) | dl_minim4 | minimum wage q4 | Mindestlohn Frage 4 |
| 3.4.182) | dl_minim5 | minimum wage q5 | Mindestlohn Frage 5 |
| 3.4.183) | dl_minim6 | minimum wage q6 | Mindestlohn Frage 6 |
| 3.4.184) | dl_minim7 | minimum wage q7 | Mindestlohn Frage 7 |
| 3.4.185) | dl_minim8 | minimum wage q8 | Mindestlohn Frage 8 |
| 3.4.186) | dl_minim_post1 | affected by minimum wage | von Mindestlohn betroffen |
| 3.4.187) | dl_minim_post2 | no minimum wage measures | keine Mindestlohn- Maßnahmen |
| 3.4.188) | dl_minim_post3 | measures: employee reduction | Maßnahmen: Personalabbau |
| 3.4.189) | dl_minim_post4 | measures: working hour reduction | Maßnahmen: Arbeitszeitreduzierung |
| 3.4.190) | dl_minim_post5 | measures: increased prices | Maßnahmen: Preiserhöhungen |
| 3.4.191) | dl_minim_post6 | measures: decreased investment | Maßnahmen: verringerte Investitionen |
| 3.4.192) | dl_minim_post7 | measures: decreased special payments | Maßnahmen: Kürzungen von Sonderzahlungen |
| 3.4.193) | dl_minim_post8 | less minijobs | Minijobs weggefallen |
| 3.4.194) | dl_minim_post9 | minijobs transformed into insurable employment | Minijobs in soz.vers.pflichtige Besch.verhältnisse umgewandelt |
| 3.4.195) | dl_minim_post10 | new insurable employment | neue soz.vers.pflichtige Besch.verhältnisse |
| 3.4.196) | dl_minim_post11 | employment relationships did not change | keine veränderten Besch.Verhältnisse |
| 3.4.197) | dl_ref1 | refugees question 1 | Flüchtlinge Frage 1 |
| 3.4.198) | dl_ref2 | refugees question 2 | Flüchtlinge Frage 2 |
| 3.4.199) | dl_ref3 | refugees question 3 | Flüchtlinge Frage 3 |
| 3.4.200) | dl_ref4 | refugees question 4 | Flüchtlinge Frage 4 |
| 3.4.201) | dl_ref5 | refugees question 5 | Flüchtlinge Frage 5 |
| 3.4.202) | dl_ref6 | refugees question 6 | Flüchtlinge Frage 6 |
| 3.4.203) | dl_ref7 | refugees question 7 | Flüchtlinge Frage 7 |
| 3.4.204) | dl_ref8 | refugees question 8 | Flüchtlinge Frage 8 |
| 3.4.205) | dl_ref9 | refugees question 9 | Flüchtlinge Frage 9 |
| 3.4.206) | dl_size | size range | Größenklasse |
| 3.4.207) | dl_size_empl | size of employees | Beschäftigtengrößenklasse |
| 3.4.208) | dl_size_turnover | size of turnover | Umsatzgrößenklasse |
| 3.4.209) | han_busvolm | business volume versus previous month | Umsatz im Vergleich zum Vormonat |
| 3.4.210) | han_creditno | credit agreement not signed | Kreditvertrag nicht abgeschlossen |
| 3.4.211) | han_credituse1 | financing of ongoing operating resources | Finanzierung laufender Kreditmittel |
| 3.4.212) | han_credituse2 | financing of an investment | Finanzierung einer Investition |
| 3.4.213) | han_credituse3 | other financing | Sonstiger Verwendungszweck |
| 3.4.214) | han_credityes | credit agreement signed | Kreditvertrag abgeschlossen |
| 3.4.215) | han_fairhx | exhibitor at an international specialized fair | Aussteller auf einer internationalen Fachmesse |
| 3.4.216) | han_fairhx_e | exhibitor at an international specialized fair in a foreign European country | Aussteller auf einer internationalen Fachmesse im europäischen Ausland |
| 3.4.217) | han_fairhx_g | exhibitor at an international specialized fair in Germany | Aussteller auf einer internationalen Fachmesse in Deutschland |
| 3.4.218) | han_fairhx_ne | exhibitor at an international specialized fair in a country outside Europe | Aussteller auf einer internationalen Fachmesse im außereuropäischen Ausland |
| 3.4.219) | han_fairhxexp | exhibitor at an international specialized fair during next 2-3 years | Aussteller auf einer internationalen Fachmesse in den nächsten 2-3 Jahren |
| 3.4.220) | han_fairhxexp_e | exhibitor at an international specialized fair in a foreign European country during next 2-3 years | Aussteller auf einer internationalen Fachmesse im europäischen Ausland in den nächsten 2-3 Jahren |
| 3.4.221) | han_fairhxexp_g | exhibitor at an international specialized fair in Germany during next 2-3 years | Aussteller auf einer internationalen Fachmesse in Deutschland in den nächsten 2-3 Jahren |
| 3.4.222) | han_fairhxexp_ne | exhibitor at an international specialized fair in a country outside Europe during next 2-3 years | Aussteller auf einer internationalen Fachmesse im außereuropäischen Ausland in den nächsten 2-3 Jahren |
| 3.4.223) | han_fambus | family business | Familienunternehmen |
| 3.4.224) | han_flight_eur | importance of flight connections in Europe | Wichtigkeit einer Flugverbindung in Europa |
| 3.4.225) | han_flight_ger | importance of flight connections in Germany | Wichtigkeit einer Flugverbindung in Deutschland |
| 3.4.226) | han_flight_world | importance of flight connections worldwide | Wichtigkeit einer Flugverbindung weltweit |
| 3.4.227) | han_id2 | identification number (part2) | 2. Teil der Kennnummer |

| | | | |
|----------|---------------------|--|--|
| 3.4.228) | han_id3 | identification number (part3) | 3. Teil der Kennnummer |
| 3.4.229) | han_idlar | special id for firms with detailed answers | Sonder-id für Firmen mit detaillierten Antworten |
| 3.4.230) | han_invcon_dj | investment in construction this year | Investitionen in Bauten dieses Jahr |
| 3.4.231) | han_invcon_lj | investment in construction last year | Investitionen in Bauten letztes Jahr |
| 3.4.232) | han_invcon_nj | investment in construction next year | Investitionen in Bauten nächstes Jahr |
| 3.4.233) | han_inveq_dj | investment in equipment this year | Investitionen in Ausrüstung dieses Jahr |
| 3.4.234) | han_inveq_lj | investment in equipment last year | Investitionen in Ausrüstung letztes Jahr |
| 3.4.235) | han_inveq_nj | investment in equipment next year | Investitionen in Ausrüstung nächstes Jahr |
| 3.4.236) | han_invest_dj | total investment this year | Gesamtinvestitionen dieses Jahr |
| 3.4.237) | han_invest_lj | total investment last year | Gesamtinvestitionen letztes Jahr |
| 3.4.238) | han_invest_nj | total investment next year | Gesamtinvestitionen nächstes Jahr |
| 3.4.239) | han_latecomer | N=latecomer | Nachzügler |
| 3.4.240) | han_minim1 | minimum wage q1 | Mindestlohn Frage 1 |
| 3.4.241) | han_minim2 | minimum wage q2 | Mindestlohn Frage 2 |
| 3.4.242) | han_minim3 | minimum wage q3 | Mindestlohn Frage 3 |
| 3.4.243) | han_minim4 | minimum wage q4 | Mindestlohn Frage 4 |
| 3.4.244) | han_minim5 | minimum wage q5 | Mindestlohn Frage 5 |
| 3.4.245) | han_minim6 | minimum wage q6 | Mindestlohn Frage 6 |
| 3.4.246) | han_minim7 | minimum wage q7 | Mindestlohn Frage 7 |
| 3.4.247) | han_minim8 | minimum wage q8 | Mindestlohn Frage 8 |
| 3.4.248) | han_minim_post1 | affected by minimum wage | von Mindestlohn betroffen |
| 3.4.249) | han_minim_post2 | no minimum wage measures | keine Mindestlohn- Maßnahmen |
| 3.4.250) | han_minim_post3 | measures: employee reduction | Maßnahmen: Personalabbau |
| 3.4.251) | han_minim_post4 | measures: working hour reduction | Maßnahmen: Arbeitszeitreduzierung |
| 3.4.252) | han_minim_post5 | measures: increased prices | Maßnahmen: Preiserhöhungen |
| 3.4.253) | han_minim_post6 | measures: decreased investment | Maßnahmen: verringerte Investitionen |
| 3.4.254) | han_minim_post7 | measures: decreased special payments | Maßnahmen: Kürzungen von Sonderzahlungen |
| 3.4.255) | han_minim_post8 | less minijobs | Minijobs weggefallen |
| 3.4.256) | han_minim_post9 | minijobs transformed into insurable employment | Minijobs in soz.vers.pflichtige Besch.verhältnisse umgewandelt |
| 3.4.257) | han_minim_post10 | new insurable employment | neue soz.vers.pflichtige Besch.verhältnisse |
| 3.4.258) | han_minim_post11 | employment relationships did not change | keine veränderten Besch.Verhältnisse |
| 3.4.259) | han_questpercansw31 | % to busvolm higher | Prozent der Warenhäuser, deren Umsatz "höher" als im Vormonat ist |
| 3.4.260) | han_questpercansw32 | % to busvolm as high as last year | Prozent der Warenhäuser, deren Umsatz "etwa gleich hoch" als im Vormonat ist |
| 3.4.261) | han_questpercansw33 | % to busvolm lower | Prozent der Warenhäuser, deren Umsatz "geringer" als im Vormonat ist |
| 3.4.262) | han_ref1 | refugees question1 | Flüchtlinge Frage 1 |
| 3.4.263) | han_ref2 | refugees question2 | Flüchtlinge Frage 2 |
| 3.4.264) | han_ref3 | refugees question3 | Flüchtlinge Frage 3 |
| 3.4.265) | han_ref4 | refugees question4 | Flüchtlinge Frage 4 |
| 3.4.266) | han_ref5 | refugees question5 | Flüchtlinge Frage 5 |
| 3.4.267) | han_ref6 | refugees question6 | Flüchtlinge Frage 6 |
| 3.4.268) | han_ref7 | refugees question7 | Flüchtlinge Frage 7 |
| 3.4.269) | han_ref8 | refugees question8 | Flüchtlinge Frage 8 |
| 3.4.270) | han_ref9 | refugees question9 | Flüchtlinge Frage 9 |
| 3.4.271) | han_totu | total turnover | Gesamtumsatz |
| 3.4.272) | han_turnexp | expected turnover this year | Erwarteter Umsatz dieses Jahr |
| 3.4.273) | han_weight | weight | Gewichtung |
| 3.4.274) | han_westeast | western eastern | Unterscheidung zwischen West- und Osterhebung |
| 3.4.275) | vg_bastlack | lack of back staff | Mangel an Hilfskräften |
| 3.4.276) | vg_comexp_sl | expected commercial (VAS) | Erwartete Geschäftslage (VAS) |
| 3.4.277) | vg_compos1 | national competitive position | Wettbewerbsposition Inland |
| 3.4.278) | vg_compos2 | EU competitive position | Wettbewerbsposition innerhalb der EU |
| 3.4.279) | vg_compos3 | competitive position abroad | Wettbewerbsposition außerhalb der EU |
| 3.4.280) | vg_creditno | credit agreement not signed | Kreditvertrag nicht abgeschlossen |
| 3.4.281) | vg_credituse1 | financing of ongoing operating resources | Finanzierung laufender Kreditmittel |
| 3.4.282) | vg_credituse2 | financing of an investment | Finanzierung einer Investition |
| 3.4.283) | vg_credituse3 | other financing | Sonstiger Verwendungszweck |
| 3.4.284) | vg_credityes | credit agreement signed | Kreditvertrag abgeschlossen |
| 3.4.285) | vg_diffsup1 | difficulties of supply | Versorgungsschwierigkeiten |
| 3.4.286) | vg_diffsup2 | difficulties of supply | Versorgungsschwierigkeiten |
| 3.4.287) | vg_einf_inno | expected influence of climate change on innovations | Erwartete Auswirkungen des Klimawandels auf den Bereich Innovation |
| 3.4.288) | vg_einf_log | expected influence of climate change on personnel | Erwartete Auswirkungen des Klimawandels auf den Bereich Logistik |
| 3.4.289) | vg_einf_pers | expected influence of climate change on logistics | Erwartete Auswirkungen des Klimawandels auf den Bereich Personal |
| 3.4.290) | vg_einf_prod | expected influence of climate change on production | Erwartete Auswirkungen des Klimawandels auf den Bereich Produktion |
| 3.4.291) | vg_einf_pur | expected influence of climate change on purchases | Erwartete Auswirkungen des Klimawandels auf den Bereich Einkauf |
| 3.4.292) | vg_einf_sal | expected influence of climate change on sales | Erwartete Auswirkungen des Klimawandels auf den Bereich Absatz |
| 3.4.293) | vg_einf_wast | expected influence of climate change on waste management | Erwartete Auswirkungen des Klimawandels auf den Bereich Entsorgung |
| 3.4.294) | vg_empldec | decrease of employees in % | Abnahme der Beschäftigten in % für die Produktion von XY |
| 3.4.295) | vg_emplinc | increase of employees in % | Zunahme der Beschäftigten in % für die Produktion von XY |
| 3.4.296) | vg_emppro2 | employees in Production | Produktbeschäftigte für XY |
| 3.4.297) | vg_expexp | expected export trade | Erwarteter Exporthandel |
| 3.4.298) | vg_fairxh | exhibitor at an international specialized fair | Aussteller auf einer internationalen Fachmesse |
| 3.4.299) | vg_fairxh_e | exhibitor at an international specialized fair in a foreign European country | Aussteller auf einer internationalen Fachmesse im europäischen Ausland |
| 3.4.300) | vg_fairxh_g | exhibitor at an international specialized fair in Germany | Aussteller auf einer internationalen Fachmesse in Deutschland |
| 3.4.301) | vg_fairxh_ne | exhibitor at an international specialized fair in a country outside Europe | Aussteller auf einer internationalen Fachmesse im außereuropäischen Ausland |
| 3.4.302) | vg_fairxhexp | exhibitor at an international specialized fair during next 2-3 years | Aussteller auf einer internationalen Fachmesse in den nächsten 2-3 Jahren |
| 3.4.303) | vg_fairxhexp_e | exhibitor at an international specialized fair in a foreign European country during next 2-3 years | Aussteller auf einer internationalen Fachmesse im europäischen Ausland in den nächsten 2-3 Jahren |
| 3.4.304) | vg_fairxhexp_g | exhibitor at an international specialized fair in Germany during next 2-3 years | Aussteller auf einer internationalen Fachmesse in Deutschland in den nächsten 2-3 Jahren |
| 3.4.305) | vg_fairxhexp_ne | exhibitor at an international specialized fair in a country outside Europe during next 2-3 years | Aussteller auf einer internationalen Fachmesse im außereuropäischen Ausland in den nächsten 2-3 Jahren |
| 3.4.306) | vg_fambus | family business | Familienunternehmen |
| 3.4.307) | vg_fest | feedstock | Rohstoff- und Vormaterialbestände |
| 3.4.308) | vg_festwe | feedstock in weeks | Rohstoff- und Vormaterialbestände in Wochen |
| 3.4.309) | vg_fincohi | high costs of financing | Hohe Finanzierungskosten |
| 3.4.310) | vg_fincolow | low costs of financing | Niedrige Finanzierungskosten |
| 3.4.311) | vg_flight_eur | importance of flight connections in Europe | Bedeutung von Flugverbindungen zu Zielen in Europa |
| 3.4.312) | vg_flight_ger | importance of flight connections in Germany | Bedeutung von Flugverbindungen zu Zielen in Deutschland |

| | | | |
|----------|--------------------------------|--|---|
| 3.4.313) | vg_flight_world | importance of flight connections worldwide | Bedeutung von Flugverbindungen zu Zielen weltweit |
| 3.4.314) | vg_foreord | foreign orders (appraisal) | Bestand an Auslandsaufträgen |
| 3.4.315) | vg_hcount | headcount | Entwicklung des Personalbestands |
| 3.4.316) | vg_inf_cold | influence of cold waves on value added | Auswirkung von Kältewellen (inkl. Eis & Schnee) auf die Wertschöpfung |
| 3.4.317) | vg_inf_drou | influence of drought on value added | Auswirkung von Trockenheit auf die Wertschöpfung |
| 3.4.318) | vg_inf_heat | influence of heatwaves on value added | Auswirkung von Hitzewellen auf die Wertschöpfung |
| 3.4.319) | vg_inf_rain | influence of heavy rainfall on value added | Auswirkung von Starkniederschlag auf die Wertschöpfung |
| 3.4.320) | vg_inf_storm | influence of storms on value added | Auswirkung von Stürmen auf die Wertschöpfung |
| 3.4.321) | vg_invcon_dj | investment in construction this year | Investitionen in Bauten dieses Jahr |
| 3.4.322) | vg_invcon_lj | investment in construction last year | Investitionen in Bauten letztes Jahr |
| 3.4.323) | vg_invcon_nj | investment in construction next year | Investitionen im kommenden Jahr, Bauten |
| 3.4.324) | vg_inveq_dj | investment in equipment next year | Investitionen in Ausrüstung dieses Jahr |
| 3.4.325) | vg_inveq_lj | investment in equipment last year | Investitionen in Ausrüstung letztes Jahr |
| 3.4.326) | vg_inveq_nj | investment in equipment next year | Investitionen im kommenden Jahr, Ausrüstung |
| 3.4.327) | vg_invest_dj | total investment this year | Gesamtinvestitionen dieses Jahr |
| 3.4.328) | vg_invest_lj | total investment last year | Gesamtinvestitionen letztes Jahr |
| 3.4.329) | vg_invest_nj | total investment next year | Investitionen im kommenden Jahr, Insgesamt |
| 3.4.330) | vg_j1 | Japan crisis q1 | Japankrise Frage1 |
| 3.4.331) | vg_j2 | Japan crisis q2 | Japankrise Frage2 |
| 3.4.332) | vg_j3 | Japan crisis q3 | Japankrise Frage3 |
| 3.4.333) | vg_j4 | Japan crisis q4 | Japankrise Frage4 |
| 3.4.334) | vg_j5 | Japan crisis q5 | Japankrise Frage5 |
| 3.4.335) | vg_j6 | Japan crisis q6 | Japankrise Frage6 |
| 3.4.336) | vg_latecomer | latecomer | Nachzügler |
| 3.4.337) | vg_loss_cat | return on sales: loss (category) | Jahresverlust (Kategorie) |
| 3.4.338) | vg_market_abroad_1 | development of foreign market in next 5 years | Entwicklung des ausländischen Marktes in den nächsten 5 Jahren |
| 3.4.339) | vg_market_abroad_2 | development of foreign market in next 5 years | Entwicklung des ausländischen Marktes in den nächsten 5 Jahren |
| 3.4.340) | vg_market_national_1 | development of national market in next 5 years | Entwicklung des nationalen Marktes in den nächsten 5 Jahren |
| 3.4.341) | vg_market_national_2 | development of national market in next 5 years | Entwicklung des nationalen Marktes in den nächsten 5 Jahren |
| 3.4.342) | vg_market_total_1 | development of market in general in next 5 years | Entwicklung des Marktes allgemein in den nächsten 5 Jahren |
| 3.4.343) | vg_market_total_2 | development of market in general in next 5 years | Entwicklung des Marktes allgemein in den nächsten 5 Jahren |
| 3.4.344) | vg_minim1 | minimum wage q1 | Mindestlohn Frage 1 |
| 3.4.345) | vg_minim2 | minimum wage q2 | Mindestlohn Frage 2 |
| 3.4.346) | vg_minim3 | minimum wage q3 | Mindestlohn Frage 3 |
| 3.4.347) | vg_minim4 | minimum wage q4 | Mindestlohn Frage 4 |
| 3.4.348) | vg_minim5 | minimum wage q5 | Mindestlohn Frage 5 |
| 3.4.349) | vg_minim6 | minimum wage q6 | Mindestlohn Frage 6 |
| 3.4.350) | vg_minim7 | minimum wage q7 | Mindestlohn Frage 7 |
| 3.4.351) | vg_minim8 | minimum wage q8 | Mindestlohn Frage 8 |
| 3.4.352) | vg_minim_post1 | affected by minimum wage | von Mindestlohn betroffen |
| 3.4.353) | vg_minim_post2 | no minimum wage measures | keine Mindestlohn- Maßnahmen |
| 3.4.354) | vg_minim_post3 | measures: employee reduction | Maßnahmen: Personalabbau |
| 3.4.355) | vg_minim_post4 | measures: working hour reduction | Maßnahmen: Arbeitszeitreduzierung |
| 3.4.356) | vg_minim_post5 | measures: increased prices | Maßnahmen: Preiserhöhungen |
| 3.4.357) | vg_minim_post6 | measures: decreased investment | Maßnahmen: verringerte Investitionen |
| 3.4.358) | vg_minim_post7 | measures: decreased special payments | Maßnahmen: Kürzungen von Sonderzahlungen |
| 3.4.359) | vg_minim_post8 | less minijobs | Minijobs weggefallen |
| 3.4.360) | vg_minim_post9 | minijobs transformed into insurable employment | Minijobs in soz.vers.pflichtige Besch.verhältnisse umgewandelt |
| 3.4.361) | vg_minim_post10 | new insurable employment | neue soz.vers.pflichtige Besch.verhältnisse |
| 3.4.362) | vg_minim_post11 | employment relationships did not change | keine veränderten Besch.Verhältnisse |
| 3.4.363) | vg_ovtime | overtime | Überstunden |
| 3.4.364) | vg_ovtimemo | overtime more than customary | Mehr Überstunden als betriebsüblich |
| 3.4.365) | vg_pricedec | price decrease | Preisrückgänge |
| 3.4.366) | vg_priceinc | increase in price | Preiserhöhung |
| 3.4.367) | vg_process_inno_aborted | process innovation aborted this year | Prozessinnovationen abgebrochen |
| 3.4.368) | vg_process_inno_in_planning | process innovation still in planning stage this year | Prozessinnovationen noch in Planungsphase |
| 3.4.369) | vg_process_inno_np | process innovation not planned this year | keine Prozessinnovationen geplant |
| 3.4.370) | vg_process_inno_plan_completed | process innovation planning completed this year | Planung für Prozessinnovationen abgeschlossen |
| 3.4.371) | vg_process_inno_realized | process innovation realized this year | Prozessinnovationen durchgeführt |
| 3.4.372) | vg_prod_inno_aborted | product innovation aborted this year | Produktinnovationen abgebrochen |
| 3.4.373) | vg_prod_inno_in_planning | product innovation still in planning stage this year | Produktinnovationen noch in Planungsphase |
| 3.4.374) | vg_prod_inno_np | product innovation not planned this year | Keine Produktinnovationen geplant |
| 3.4.375) | vg_prod_inno_plan_completed | product innovation planning completed this year | Planung für Produktinnovationen abgeschlossen |
| 3.4.376) | vg_prod_inno_realized | product innovation realized this year | Produktinnovationen durchgeführt |
| 3.4.377) | vg_proenl | enlargement of production | Produktionserweiterung |
| 3.4.378) | vg_proexpn | product too expensive | Produkte zu teuer |
| 3.4.379) | vg_prof | profit situation | Ertragssituation derzeit |
| 3.4.380) | vg_profch | change of profit situation | Ertragssituation gegenüber dem Vorquartal |
| 3.4.381) | vg_propro | program of products | Produktprogramm |
| 3.4.382) | vg_proqual | quality of products | Produktqualität |
| 3.4.383) | vg_prored | reduction of production | Produktionsabschwächung |
| 3.4.384) | vg_ranord2 | range of orders in months (end of prev. month) | Reichweite der Auftragsbestände in Monaten |
| 3.4.385) | vg_ref1 | refugees question 1 | Flüchtlinge Frage 1 |
| 3.4.386) | vg_ref2 | refugees question 2 | Flüchtlinge Frage 2 |
| 3.4.387) | vg_ref3 | refugees question 3 | Flüchtlinge Frage 3 |
| 3.4.388) | vg_ref4 | refugees question 4 | Flüchtlinge Frage 4 |
| 3.4.389) | vg_ref5 | refugees question 5 | Flüchtlinge Frage 5 |
| 3.4.390) | vg_ref6 | refugees question 6 | Flüchtlinge Frage 6 |
| 3.4.391) | vg_ref7 | refugees question 7 | Flüchtlinge Frage 7 |
| 3.4.392) | vg_ref8 | refugees question 8 | Flüchtlinge Frage 8 |
| 3.4.393) | vg_ref9 | refugees question 9 | Flüchtlinge Frage 9 |
| 3.4.394) | vg_ros_loss | return on sales: loss | Jahresverlust |
| 3.4.395) | vg_ros_surp | return on sales: surplus | Jahresüberschuss |
| 3.4.396) | vg_russia1 | Russia/Ukraine conflict q1 | Russland/Ukraine-Konflikt Frage 1 |
| 3.4.397) | vg_russia2 | Russia/Ukraine conflict q2 | Russland/Ukraine-Konflikt Frage 2 |
| 3.4.398) | vg_russia3 | Russia/Ukraine conflict q3 | Russland/Ukraine-Konflikt Frage 3 |
| 3.4.399) | vg_russia4 | Russia/Ukraine conflict q4 | Russland/Ukraine-Konflikt Frage 4 |
| 3.4.400) | vg_russia5 | Russia/Ukraine conflict q5 | Russland/Ukraine-Konflikt Frage 5 |

| | | | |
|----------|---------------------------|---|---|
| 3.4.401) | vg_russia6 | Russia/Ukraine conflict q6 | Russland/Ukraine-Konflikt Frage 6 |
| 3.4.402) | vg_russia7 | Russia/Ukraine conflict q7 | Russland/Ukraine-Konflikt Frage 7 |
| 3.4.403) | vg_russia8 | Russia/Ukraine conflict q8 | Russland/Ukraine-Konflikt Frage 8 |
| 3.4.404) | vg_salesexp | sales expectancy | Erwarteter Umsatz |
| 3.4.405) | vg_share_growth_phase | share of turnover in stage of positive growth | Anteil Produkte in Phase positiven Wachstums an Umsatz |
| 3.4.406) | vg_share_inno_phase | share of turnover in stage of product launch | Anteil Produkte in Produktstartphase an Umsatz |
| 3.4.407) | vg_share_negative_growth | share of turnover in stage of negative growth | Anteil Produkte in Phase negativen Wachstums an Umsatz |
| 3.4.408) | vg_share_stagnation_phase | share of turnover in stage of stagnation | Anteil Produkte in Phase von stagnierendem Wachstum an Umsatz |
| 3.4.409) | vg_skellack | lack of skilled employees | Mangel an Fachkräften |
| 3.4.410) | vg_statebus_sl | state of business (VAS) | Beurteilung der Geschäftslage (VAS) |
| 3.4.411) | vg_stinwe | stock of inventories in weeks | Fertigwarenbestände in Wochen |
| 3.4.412) | vg_strength | strengthening | Verstärkte Produktion |
| 3.4.413) | vg_stwork | short-time work | Kurzarbeit |
| 3.4.414) | vg_stworkexp | expected short-time work | Erwartete Kurzarbeit |
| 3.4.415) | vg_surp_cat | return on sales: surplus (category) | Jahresüberschuss (Kategorie) |
| 3.4.416) | vg_uticapap | capacity utilization (appraisal) | Beurteilung der technischen Kapazität |
| 3.4.417) | vg_weaken | weakening | Abschwächung |
| 3.4.418) | vg_weight | weight | Gewichtung |
| 3.4.419) | vg_westeast | western eastern | Unterscheidung zwischen West- und Osterhebung |

1. Identification variables

| No. | Name of variable | Label | Survey period | Survey frequency |
|-----|------------------|-------|---------------|------------------|
|-----|------------------|-------|---------------|------------------|

1.1) **survey** survey name West since 1980
East since 1991 Monthly survey
Monthly survey

Time span of variable

| 1980 | 1981 | 1982 | 1983 | 1984 | 1985 | 1986 | 1987 | 1988 | 1989 | Further information |
|-------------|------|------|------|------|------|------|------|------|------|---------------------|
| | | | | | | | | | | |
| WEST | | | | | | | | | | |
| | | | | | | | | | | |
| 1990 | 1991 | 1992 | 1993 | 1994 | 1995 | 1996 | 1997 | 1998 | 1999 | |
| WEST | | | | | | | | | | |
| EAST | | | | | | | | | | |
| | | | | | | | | | | |
| 2000 | 2001 | 2002 | 2003 | 2004 | 2005 | 2006 | 2007 | 2008 | 2009 | |
| WEST | | | | | | | | | | |
| EAST | | | | | | | | | | |
| | | | | | | | | | | |
| 2010 | 2011 | 2012 | 2013 | 2014 | 2015 | 2016 | 2017 | 2018 | 2019 | |
| WEST | | | | | | | | | | |
| EAST | | | | | | | | | | |

| No. | Name of variable | Label | Survey period | Survey frequency |
|-----|------------------|-------|---------------|------------------|
|-----|------------------|-------|---------------|------------------|

1.2) **code** code of dataset West since 1990
East since 1991 Monthly survey
Monthly survey

Time span of variable

| 1980 | 1981 | 1982 | 1983 | 1984 | 1985 | 1986 | 1987 | 1988 | 1989 | Further information |
|-------------|------|------|------|------|------|------|------|------|------|--|
| | | | | | | | | | | [1] referring to sector [4] referring to firm |
| | | | | | | | | | | |
| 1990 | 1991 | 1992 | 1993 | 1994 | 1995 | 1996 | 1997 | 1998 | 1999 | |
| WEST | | | | | | | | | | |
| EAST | | | | | | | | | | |
| | | | | | | | | | | |
| 2000 | 2001 | 2002 | 2003 | 2004 | 2005 | 2006 | 2007 | 2008 | 2009 | |
| WEST | | | | | | | | | | |
| EAST | | | | | | | | | | |
| | | | | | | | | | | |
| 2010 | 2011 | 2012 | 2013 | 2014 | 2015 | 2016 | 2017 | 2018 | 2019 | |
| WEST | | | | | | | | | | |
| EAST | | | | | | | | | | |

| No. | Name of variable | Label | Survey period | Survey frequency |
|-----|------------------|-------|---------------|------------------|
|-----|------------------|-------|---------------|------------------|

1.3) **bep_company_id** company identifier West since 1980
East since 1991 Monthly survey
Monthly survey

Time span of variable

| 1980 | 1981 | 1982 | 1983 | 1984 | 1985 | 1986 | 1987 | 1988 | 1989 | Further information |
|-------------|------|------|------|------|------|------|------|------|------|---------------------|
| | | | | | | | | | | |
| WEST | | | | | | | | | | |
| | | | | | | | | | | |
| 1990 | 1991 | 1992 | 1993 | 1994 | 1995 | 1996 | 1997 | 1998 | 1999 | |
| WEST | | | | | | | | | | |
| EAST | | | | | | | | | | |
| | | | | | | | | | | |
| 2000 | 2001 | 2002 | 2003 | 2004 | 2005 | 2006 | 2007 | 2008 | 2009 | |
| WEST | | | | | | | | | | |
| EAST | | | | | | | | | | |
| | | | | | | | | | | |
| 2010 | 2011 | 2012 | 2013 | 2014 | 2015 | 2016 | 2017 | 2018 | 2019 | |
| WEST | | | | | | | | | | |
| EAST | | | | | | | | | | |

| No. | Name of variable | Label | Survey period | Survey frequency |
|-----|------------------|-------|---------------|------------------|
|-----|------------------|-------|---------------|------------------|

| | | | | |
|------|------------------|--------------------------------------|------------------------------------|----------------------------------|
| 1.4) | questionnaire_id | questionnaire identifier per company | West since 1980 East since 1991 | Monthly survey Monthly survey |
|------|------------------|--------------------------------------|------------------------------------|----------------------------------|

Time span of variable

| 1980 | 1981 | 1982 | 1983 | 1984 | 1985 | 1986 | 1987 | 1988 | 1989 | Further information |
|------|------|------|------|------|------|------|------|------|------|---------------------|
| WEST | | | | | | | | | | |
| 1990 | 1991 | 1992 | 1993 | 1994 | 1995 | 1996 | 1997 | 1998 | 1999 | |
| WEST | | | | | | | | | | |
| EAST | | | | | | | | | | |
| 2000 | 2001 | 2002 | 2003 | 2004 | 2005 | 2006 | 2007 | 2008 | 2009 | |
| WEST | | | | | | | | | | |
| EAST | | | | | | | | | | |
| 2010 | 2011 | 2012 | 2013 | 2014 | 2015 | 2016 | 2017 | 2018 | 2019 | |
| WEST | | | | | | | | | | |
| EAST | | | | | | | | | | |

| No. | Name of variable | Label | Survey period | Survey frequency |
|-----|------------------|-------|---------------|------------------|
|-----|------------------|-------|---------------|------------------|

| | | | | |
|------|-----------|-------------------------------------|------------------------------------|----------------------------------|
| 1.5) | sector_id | sector identifier per questionnaire | West since 1980 East since 1991 | Monthly survey Monthly survey |
|------|-----------|-------------------------------------|------------------------------------|----------------------------------|

Time span of variable

| 1980 | 1981 | 1982 | 1983 | 1984 | 1985 | 1986 | 1987 | 1988 | 1989 | Further information |
|------|------|------|------|------|------|------|------|------|------|---------------------|
| WEST | | | | | | | | | | |
| 1990 | 1991 | 1992 | 1993 | 1994 | 1995 | 1996 | 1997 | 1998 | 1999 | |
| WEST | | | | | | | | | | |
| EAST | | | | | | | | | | |
| 2000 | 2001 | 2002 | 2003 | 2004 | 2005 | 2006 | 2007 | 2008 | 2009 | |
| WEST | | | | | | | | | | |
| EAST | | | | | | | | | | |
| 2010 | 2011 | 2012 | 2013 | 2014 | 2015 | 2016 | 2017 | 2018 | 2019 | |
| WEST | | | | | | | | | | |
| EAST | | | | | | | | | | |

| No. | Name of variable | Label | Survey period | Survey frequency |
|-----|------------------|-------|---------------|------------------|
|-----|------------------|-------|---------------|------------------|

| | | | | |
|------|------------|---|------------------------------------|----------------------------------|
| 1.6) | sector_bau | classification according to federal statistical office (type of construction) | West since 1991 East since 1991 | Monthly survey Monthly survey |
|------|------------|---|------------------------------------|----------------------------------|

Time span of variable

| 1980 | 1981 | 1982 | 1983 | 1984 | 1985 | 1986 | 1987 | 1988 | 1989 | Further information |
|------|------|------|------|------|------|------|------|------|------|---------------------|
| 1990 | 1991 | 1992 | 1993 | 1994 | 1995 | 1996 | 1997 | 1998 | 1999 | |
| WEST | | | | | | | | | | |
| EAST | | | | | | | | | | |
| 2000 | 2001 | 2002 | 2003 | 2004 | 2005 | 2006 | 2007 | 2008 | 2009 | |
| WEST | | | | | | | | | | |
| EAST | | | | | | | | | | |
| 2010 | 2011 | 2012 | 2013 | 2014 | 2015 | 2016 | 2017 | 2018 | 2019 | |
| WEST | | | | | | | | | | |
| EAST | | | | | | | | | | |

| No. | Name of variable | Label | Survey period | Survey frequency |
|-----|------------------|-------|---------------|------------------|
|-----|------------------|-------|---------------|------------------|

1.7) **sector_ifo** ifo sector classification West since 1980 Monthly survey
 East since 1991 Monthly survey

Time span of variable

| 1980 | 1981 | 1982 | 1983 | 1984 | 1985 | 1986 | 1987 | 1988 | 1989 | Further information |
|------|------|------|------|------|------|------|------|------|------|---------------------|
| WEST | | | | | | | | | | |
| | | | | | | | | | | |
| 1990 | 1991 | 1992 | 1993 | 1994 | 1995 | 1996 | 1997 | 1998 | 1999 | |
| WEST | | | | | | | | | | |
| EAST | | | | | | | | | | |
| | | | | | | | | | | |
| 2000 | 2001 | 2002 | 2003 | 2004 | 2005 | 2006 | 2007 | 2008 | 2009 | |
| WEST | | | | | | | | | | |
| EAST | | | | | | | | | | |
| | | | | | | | | | | |
| 2010 | 2011 | 2012 | 2013 | 2014 | 2015 | 2016 | 2017 | 2018 | 2019 | |
| WEST | | | | | | | | | | |
| EAST | | | | | | | | | | |

| No. | Name of variable | Label | Survey period | Survey frequency |
|-----|------------------|-------|---------------|------------------|
|-----|------------------|-------|---------------|------------------|

1.8) **sector_sypro** sypro sector classification West since 1980 Monthly survey
 East since 1991 Monthly survey

Time span of variable

| 1980 | 1981 | 1982 | 1983 | 1984 | 1985 | 1986 | 1987 | 1988 | 1989 | Further information |
|------|------|------|------|------|------|------|------|------|------|---------------------|
| WEST | | | | | | | | | | |
| | | | | | | | | | | |
| 1990 | 1991 | 1992 | 1993 | 1994 | 1995 | 1996 | 1997 | 1998 | 1999 | |
| WEST | | | | | | | | | | |
| EAST | | | | | | | | | | |
| | | | | | | | | | | |
| 2000 | 2001 | 2002 | 2003 | 2004 | 2005 | 2006 | 2007 | 2008 | 2009 | |
| WEST | | | | | | | | | | |
| EAST | | | | | | | | | | |
| | | | | | | | | | | |
| 2010 | 2011 | 2012 | 2013 | 2014 | 2015 | 2016 | 2017 | 2018 | 2019 | |
| WEST | | | | | | | | | | |
| EAST | | | | | | | | | | |

| No. | Name of variable | Label | Survey period | Survey frequency |
|-----|------------------|-------|---------------|------------------|
|-----|------------------|-------|---------------|------------------|

1.9) **sector_wz93** wz93 sector classification West since 1980 Monthly survey
 East since 1991 Monthly survey

Time span of variable

| 1980 | 1981 | 1982 | 1983 | 1984 | 1985 | 1986 | 1987 | 1988 | 1989 | Further information |
|------|------|------|------|------|------|------|------|------|------|---------------------|
| WEST | | | | | | | | | | |
| | | | | | | | | | | |
| 1990 | 1991 | 1992 | 1993 | 1994 | 1995 | 1996 | 1997 | 1998 | 1999 | |
| WEST | | | | | | | | | | |
| EAST | | | | | | | | | | |
| | | | | | | | | | | |
| 2000 | 2001 | 2002 | 2003 | 2004 | 2005 | 2006 | 2007 | 2008 | 2009 | |
| WEST | | | | | | | | | | |
| EAST | | | | | | | | | | |
| | | | | | | | | | | |
| 2010 | 2011 | 2012 | 2013 | 2014 | 2015 | 2016 | 2017 | 2018 | 2019 | |
| WEST | | | | | | | | | | |
| EAST | | | | | | | | | | |

| No. | Name of variable | Label | Survey period | Survey frequency |
|-----|------------------|-------|---------------|------------------|
|-----|------------------|-------|---------------|------------------|

1.10) **sector_wz03** wz03 sector classification West since 2004 Monthly survey
 East since 2004 Monthly survey

Time span of variable

| | | | | | | | | | |
|------|------|------|------|------|------|------|------|------|------|
| 1990 | 1991 | 1992 | 1993 | 1994 | 1995 | 1996 | 1997 | 1998 | 1999 |
| WEST | | | | | | | | | |
| EAST | | | | | | | | | |
| 2000 | 2001 | 2002 | 2003 | 2004 | 2005 | 2006 | 2007 | 2008 | 2009 |
| WEST | | | | | | | | | |
| EAST | | | | | | | | | |
| 2010 | 2011 | 2012 | 2013 | 2014 | 2015 | 2016 | 2017 | 2018 | 2019 |
| WEST | | | | | | | | | |
| EAST | | | | | | | | | |

| No. | Name of variable | Label | Survey period | Survey frequency |
|-----|------------------|-------|---------------|------------------|
|-----|------------------|-------|---------------|------------------|

| | | | | |
|-------|--------|--------|--|----------------------------------|
| 1.14) | online | online | West since 06/2002 East since 06/2002 | Monthly survey Monthly survey |
|-------|--------|--------|--|----------------------------------|

Parameter values

| | |
|---|--|
| [0] paper [1] fax [2] online [3] continuous textmail [4] pdf-mail [5] manual collected | Further information Describes the medium used for data collection |
|---|--|

Time span of variable

| | | | | | | | | | |
|------|------|------|------|------|------|------|------|------|------|
| 1990 | 1991 | 1992 | 1993 | 1994 | 1995 | 1996 | 1997 | 1998 | 1999 |
| 2000 | 2001 | 2002 | 2003 | 2004 | 2005 | 2006 | 2007 | 2008 | 2009 |
| | | WEST | | | | | | | |
| | | EAST | | | | | | | |
| 2010 | 2011 | 2012 | 2013 | 2014 | 2015 | 2016 | 2017 | 2018 | 2019 |
| | | WEST | | | | | | | |
| | | EAST | | | | | | | |

| No. | Name of variable | Label | Survey period | Survey frequency |
|-----|------------------|-------|---------------|------------------|
|-----|------------------|-------|---------------|------------------|

| | | | | |
|-------|------|------|------------------------------------|----------------------------------|
| 1.15) | year | year | West since 1980 East since 1991 | Monthly survey Monthly survey |
|-------|------|------|------------------------------------|----------------------------------|

Time span of variable

| | | | | | | | | | |
|------|------|------|------|------|------|------|------|------|------|
| 1980 | 1981 | 1982 | 1983 | 1984 | 1985 | 1986 | 1987 | 1988 | 1989 |
| WEST | | | | | | | | | |
| 1990 | 1991 | 1992 | 1993 | 1994 | 1995 | 1996 | 1997 | 1998 | 1999 |
| WEST | | | | | | | | | |
| | EAST | | | | | | | | |
| 2000 | 2001 | 2002 | 2003 | 2004 | 2005 | 2006 | 2007 | 2008 | 2009 |
| WEST | | | | | | | | | |
| | EAST | | | | | | | | |
| 2010 | 2011 | 2012 | 2013 | 2014 | 2015 | 2016 | 2017 | 2018 | 2019 |
| WEST | | | | | | | | | |
| | EAST | | | | | | | | |

| No. | Name of variable | Label | Survey period | Survey frequency |
|-----|------------------|-------|---------------|------------------|
|-----|------------------|-------|---------------|------------------|

| | | | | |
|-------|-------|-------|------------------------------------|----------------------------------|
| 1.16) | month | month | West since 1980 East since 1991 | Monthly survey Monthly survey |
|-------|-------|-------|------------------------------------|----------------------------------|

Time span of variable

| | | | | | | | | | |
|------|------|------|------|------|------|------|------|------|------|
| 1980 | 1981 | 1982 | 1983 | 1984 | 1985 | 1986 | 1987 | 1988 | 1989 |
| WEST | | | | | | | | | |
| 1990 | 1991 | 1992 | 1993 | 1994 | 1995 | 1996 | 1997 | 1998 | 1999 |
| WEST | | | | | | | | | |
| | EAST | | | | | | | | |
| 2000 | 2001 | 2002 | 2003 | 2004 | 2005 | 2006 | 2007 | 2008 | 2009 |
| WEST | | | | | | | | | |
| | EAST | | | | | | | | |
| 2010 | 2011 | 2012 | 2013 | 2014 | 2015 | 2016 | 2017 | 2018 | 2019 |
| WEST | | | | | | | | | |

| |
|------|
| EAST |
|------|

| No. | Name of variable | Label | Survey period | Survey frequency |
|-----|------------------|-------|---------------|------------------|
|-----|------------------|-------|---------------|------------------|

| | | | | |
|-------|---------------|------------------------------------|------------------------------------|----------------------------------|
| 1.17) | month_counter | number of months reported with Ifo | West since 1980 East since 1991 | Monthly survey Monthly survey |
|-------|---------------|------------------------------------|------------------------------------|----------------------------------|

Time span of variable

| 1980 | 1981 | 1982 | 1983 | 1984 | 1985 | 1986 | 1987 | 1988 | 1989 | Further information |
|------|------|------|------|------|------|------|------|------|------|---------------------|
| WEST | | | | | | | | | | |
| 1990 | 1991 | 1992 | 1993 | 1994 | 1995 | 1996 | 1997 | 1998 | 1999 | |
| WEST | | | | | | | | | | |
| EAST | | | | | | | | | | |
| 2000 | 2001 | 2002 | 2003 | 2004 | 2005 | 2006 | 2007 | 2008 | 2009 | |
| WEST | | | | | | | | | | |
| EAST | | | | | | | | | | |
| 2010 | 2011 | 2012 | 2013 | 2014 | 2015 | 2016 | 2017 | 2018 | 2019 | |
| WEST | | | | | | | | | | |
| EAST | | | | | | | | | | |

| No. | Name of variable | Label | Survey period | Survey frequency |
|-----|------------------|-------|---------------|------------------|
|-----|------------------|-------|---------------|------------------|

| | | | | |
|-------|-----------|--------------------------|--|----------------------------------|
| 1.18) | fedstaifo | federal state (Ifo-code) | West since 01/1980 East since 01/1991 | Monthly survey Monthly survey |
|-------|-----------|--------------------------|--|----------------------------------|

Parameter values

| Further information | |
|---------------------------------|---|
| 1 "[01] Berlin West" | 9 "[09] Baden-Wuerttemberg" |
| 2 "[02] Schleswig-Holstein" | 10 "[10] Bavaria" |
| 3 "[03] Hamburg" | 11 "[11] Saarland" |
| 4 "[04] Bremen" | 12 "[12] Mecklenburg-Western Pomerania" |
| 5 "[05] Lower Saxony" | 13 "[13] Brandenburg (incl. Berlin East)" |
| 6 "[06] North Rhine-Westphalia" | 14 "[14] Saxony-Anhalt" |
| 7 "[07] Rhineland-Palatinate" | 15 "[15] Saxony" |
| 8 "[08] Hesse" | 16 "[16] Thuringia" |

Federal state according to Ifo-Code

Time span of variable

| 1980 | 1981 | 1982 | 1983 | 1984 | 1985 | 1986 | 1987 | 1988 | 1989 | Further information |
|------|------|------|------|------|------|------|------|------|------|---------------------|
| WEST | | | | | | | | | | |
| 1990 | 1991 | 1992 | 1993 | 1994 | 1995 | 1996 | 1997 | 1998 | 1999 | |
| WEST | | | | | | | | | | |
| EAST | | | | | | | | | | |
| 2000 | 2001 | 2002 | 2003 | 2004 | 2005 | 2006 | 2007 | 2008 | 2009 | |
| WEST | | | | | | | | | | |
| EAST | | | | | | | | | | |
| 2010 | 2011 | 2012 | 2013 | 2014 | 2015 | 2016 | 2017 | 2018 | 2019 | |
| WEST | | | | | | | | | | |
| EAST | | | | | | | | | | |

| No. | Name of variable | Label | Survey period | Survey frequency |
|-----|------------------|-------|---------------|------------------|
|-----|------------------|-------|---------------|------------------|

| | | | | |
|-------|------------|-----------------------|------------------|----------------|
| 1.19) | han_typequ | type of questionnaire | East 1998 - 2006 | Monthly survey |
|-------|------------|-----------------------|------------------|----------------|

Time span of variable

| 1980 | 1981 | 1982 | 1983 | 1984 | 1985 | 1986 | 1987 | 1988 | 1989 | Further information |
|------|------|------|------|------|------|------|------|------|------|---------------------|
| | | | | | | | | | | |
| 1990 | 1991 | 1992 | 1993 | 1994 | 1995 | 1996 | 1997 | 1998 | 1999 | |
| | | | | | | | | | | |
| EAST | | | | | | | | | | |

| | | | | | | | | | |
|------|------|------|------|------|------|------|------|------|------|
| 2000 | 2001 | 2002 | 2003 | 2004 | 2005 | 2006 | 2007 | 2008 | 2009 |
| EAST | | | | | | | | | |
| 2010 | 2011 | 2012 | 2013 | 2014 | 2015 | 2016 | 2017 | 2018 | 2019 |

| No. | Name of variable | Label | Survey period | Survey frequency |
|-------|------------------|--------------|--------------------------------------|----------------------------------|
| 1.20) | han_typra | trade volume | West 1990 - 2006 East 1992 - 2006 | Monthly survey Monthly survey |

Time span of variable

| | | | | | | | | | | |
|------|------|------|------|------|------|------|------|------|------|---|
| 1980 | 1981 | 1982 | 1983 | 1984 | 1985 | 1986 | 1987 | 1988 | 1989 | Further information [1] retail sale [2] wholesale |
| 1990 | 1991 | 1992 | 1993 | 1994 | 1995 | 1996 | 1997 | 1998 | 1999 | |
| WEST | | | | | | | | | | |
| EAST | | | | | | | | | | |
| 2000 | 2001 | 2002 | 2003 | 2004 | 2005 | 2006 | 2007 | 2008 | 2009 | |
| WEST | | | | | | | | | | |
| EAST | | | | | | | | | | |
| 2010 | 2011 | 2012 | 2013 | 2014 | 2015 | 2016 | 2017 | 2018 | 2019 | |

| No. | Name of variable | Label | Survey period | Survey frequency |
|-------|------------------------|-------|---------------|------------------|
| 1.21) | wz03_main_code_company | | since 1987 | Annual survey |

Time span of variable

| | | | | | | | | | | |
|-------------|------|------|------|---------|------|------|-------------|------|------|---------------------|
| 1980 | 1981 | 1982 | 1983 | 1984 | 1985 | 1986 | 1987 | 1988 | 1989 | Further information |
| | | | | | | | Hoppenstedt | | | |
| 1990 | 1991 | 1992 | 1993 | 1994 | 1995 | 1996 | 1997 | 1998 | 1999 | |
| Hoppenstedt | | | | | | | | | | |
| | | | | Amadeus | | | | | | |
| 2000 | 2001 | 2002 | 2003 | 2004 | 2005 | 2006 | 2007 | 2008 | 2009 | |
| Hoppenstedt | | | | | | | | | | |
| Amadeus | | | | | | | | | | |
| 2010 | 2011 | 2012 | 2013 | 2014 | 2015 | 2016 | 2017 | 2018 | 2019 | |
| Hoppenstedt | | | | | | | | | | |

| No. | Name of variable | Label | Survey period | Survey frequency |
|-------|-------------------------------|-------|---------------|------------------|
| 1.22) | wz03_main_description_company | | since 1987 | Annual survey |

Time span of variable

| | | | | | | | | | | |
|-------------|------|------|------|---------|------|------|-------------|------|------|---------------------|
| 1980 | 1981 | 1982 | 1983 | 1984 | 1985 | 1986 | 1987 | 1988 | 1989 | Further information |
| | | | | | | | Hoppenstedt | | | |
| 1990 | 1991 | 1992 | 1993 | 1994 | 1995 | 1996 | 1997 | 1998 | 1999 | |
| Hoppenstedt | | | | | | | | | | |
| | | | | Amadeus | | | | | | |
| 2000 | 2001 | 2002 | 2003 | 2004 | 2005 | 2006 | 2007 | 2008 | 2009 | |
| Hoppenstedt | | | | | | | | | | |

| | | | | | | | | | |
|--------------------|------|------|------|------|------|------|------|------|------|
| Amadeus | | | | | | | | | |
| 2010 | 2011 | 2012 | 2013 | 2014 | 2015 | 2016 | 2017 | 2018 | 2019 |
| Hoppenstedt | | | | | | | | | |

| No. | Name of variable | Label | Survey period | Survey frequency |
|-----|------------------|-------|---------------|------------------|
|-----|------------------|-------|---------------|------------------|

1.23) **wz03_sec_code_company** 1994 - 2005 Annual survey

Time span of variable

| 1980 | 1981 | 1982 | 1983 | 1984 | 1985 | 1986 | 1987 | 1988 | 1989 | Further information |
|----------------|------|------|------|------|------|------|------|------|------|---------------------|
| 1990 | 1991 | 1992 | 1993 | 1994 | 1995 | 1996 | 1997 | 1998 | 1999 | |
| Amadeus | | | | | | | | | | |
| 2000 | 2001 | 2002 | 2003 | 2004 | 2005 | 2006 | 2007 | 2008 | 2009 | |
| Amadeus | | | | | | | | | | |
| 2010 | 2011 | 2012 | 2013 | 2014 | 2015 | 2016 | 2017 | 2018 | 2019 | |

| No. | Name of variable | Label | Survey period | Survey frequency |
|-----|------------------|-------|---------------|------------------|
|-----|------------------|-------|---------------|------------------|

1.24) **wz03_sec_description_company** 1994 - 2005 Annual survey

Time span of variable

| 1980 | 1981 | 1982 | 1983 | 1984 | 1985 | 1986 | 1987 | 1988 | 1989 | Further information |
|----------------|------|------|------|------|------|------|------|------|------|---------------------|
| 1990 | 1991 | 1992 | 1993 | 1994 | 1995 | 1996 | 1997 | 1998 | 1999 | |
| Amadeus | | | | | | | | | | |
| 2000 | 2001 | 2002 | 2003 | 2004 | 2005 | 2006 | 2007 | 2008 | 2009 | |
| Amadeus | | | | | | | | | | |
| 2010 | 2011 | 2012 | 2013 | 2014 | 2015 | 2016 | 2017 | 2018 | 2019 | |

| No. | Name of variable | Label | Survey period | Survey frequency |
|-----|------------------|-------|---------------|------------------|
|-----|------------------|-------|---------------|------------------|

1.25) **wz08_main_code_company** since 1994 Annual survey

Time span of variable

| 1980 | 1981 | 1982 | 1983 | 1984 | 1985 | 1986 | 1987 | 1988 | 1989 | Further information |
|----------------|------|------|------|------|------|------|------|------|------|---------------------|
| 1990 | 1991 | 1992 | 1993 | 1994 | 1995 | 1996 | 1997 | 1998 | 1999 | |
| Amadeus | | | | | | | | | | |
| 2000 | 2001 | 2002 | 2003 | 2004 | 2005 | 2006 | 2007 | 2008 | 2009 | |
| Amadeus | | | | | | | | | | |
| 2010 | 2011 | 2012 | 2013 | 2014 | 2015 | 2016 | 2017 | 2018 | 2019 | |

| |
|---------|
| Amadeus |
|---------|

| No. | Name of variable | Label | Survey period | Survey frequency |
|-----|------------------|-------|---------------|------------------|
|-----|------------------|-------|---------------|------------------|

1.26) **wz08_main_description_company** since 1994 Annual survey

Time span of variable

| 1980 | 1981 | 1982 | 1983 | 1984 | 1985 | 1986 | 1987 | 1988 | 1989 | Further information |
|------|------|------|------|---------|------|------|------|------|------|---------------------|
| | | | | | | | | | | |
| 1990 | 1991 | 1992 | 1993 | 1994 | 1995 | 1996 | 1997 | 1998 | 1999 | |
| | | | | Amadeus | | | | | | |
| 2000 | 2001 | 2002 | 2003 | 2004 | 2005 | 2006 | 2007 | 2008 | 2009 | |
| | | | | Amadeus | | | | | | |
| 2010 | 2011 | 2012 | 2013 | 2014 | 2015 | 2016 | 2017 | 2018 | 2019 | |
| | | | | Amadeus | | | | | | |

| No. | Name of variable | Label | Survey period | Survey frequency |
|-----|------------------|-------|---------------|------------------|
|-----|------------------|-------|---------------|------------------|

1.27) **wz08_sec_code_company** since 1994 Annual survey

Time span of variable

| 1980 | 1981 | 1982 | 1983 | 1984 | 1985 | 1986 | 1987 | 1988 | 1989 | Further information |
|------|------|------|------|---------|------|------|------|------|------|---------------------|
| | | | | | | | | | | |
| 1990 | 1991 | 1992 | 1993 | 1994 | 1995 | 1996 | 1997 | 1998 | 1999 | |
| | | | | Amadeus | | | | | | |
| 2000 | 2001 | 2002 | 2003 | 2004 | 2005 | 2006 | 2007 | 2008 | 2009 | |
| | | | | Amadeus | | | | | | |
| 2010 | 2011 | 2012 | 2013 | 2014 | 2015 | 2016 | 2017 | 2018 | 2019 | |
| | | | | Amadeus | | | | | | |

| No. | Name of variable | Label | Survey period | Survey frequency |
|-----|------------------|-------|---------------|------------------|
|-----|------------------|-------|---------------|------------------|

1.28) **wz08_sec_description_company** since 1994 Annual survey

Time span of variable

| 1980 | 1981 | 1982 | 1983 | 1984 | 1985 | 1986 | 1987 | 1988 | 1989 | Further information |
|------|------|------|------|---------|------|------|------|------|------|---------------------|
| | | | | | | | | | | |
| 1990 | 1991 | 1992 | 1993 | 1994 | 1995 | 1996 | 1997 | 1998 | 1999 | |
| | | | | Amadeus | | | | | | |
| 2000 | 2001 | 2002 | 2003 | 2004 | 2005 | 2006 | 2007 | 2008 | 2009 | |
| | | | | Amadeus | | | | | | |
| 2010 | 2011 | 2012 | 2013 | 2014 | 2015 | 2016 | 2017 | 2018 | 2019 | |
| | | | | Amadeus | | | | | | |

| No. | Name of variable | Label | Survey period | Survey frequency |
|-----|------------------|-------|---------------|------------------|
|-----|------------------|-------|---------------|------------------|

1.29) **date_of_incorporation** incorporation date of company since 1987 Annual survey

Time span of variable

| 1980 | 1981 | 1982 | 1983 | 1984 | 1985 | 1986 | 1987 | 1988 | 1989 | Further information |
|------|------|------|------|------|------|------|-------------|------|------|---------------------|
| | | | | | | | Hoppenstedt | | | |
| | | | | | | | | | | |
| | | | | | | | | | | |
| | | | | | | | | | | |
| | | | | | | | | | | |
| | | | | | | | | | | |
| | | | | | | | | | | |
| | | | | | | | | | | |
| | | | | | | | | | | |
| | | | | | | | | | | |
| | | | | | | | | | | |
| | | | | | | | | | | |

| No. | Name of variable | Label | Survey period | Survey frequency |
|-----|------------------|-------|---------------|------------------|
|-----|------------------|-------|---------------|------------------|

1.30) **legal_form** legal form of company since 1987 Annual survey

Parameter values

| Parameter | Label | Further information |
|-----------------|---|--|
| AG | Stock corporation | From Amadeus and Hoppenstedt Data does not capture whether respective companies are located in East or West Germany |
| BGB | Civil law partnership | |
| GmbH | Limited liability company | |
| GmbH & Co KG | Limited partnership with a limited liability company as general partner | |
| KG | Limited partnership | |
| KGaA | Partnership limited by shares | |
| Not classified | Not classified | |
| OHG | General partnership | |
| One-man company | Self-explanatory | |
| State-run | State-run company | |
| eG | Registered company | |
| eV | Registered association | |

Time span of variable

| Year | Source |
|------|-------------|
| 1980 | |
| 1981 | |
| 1982 | |
| 1983 | |
| 1984 | |
| 1985 | |
| 1986 | |
| 1987 | Hoppenstedt |
| 1988 | |
| 1989 | |
| 1990 | |
| 1991 | |
| 1992 | |
| 1993 | |
| 1994 | |
| 1995 | |
| 1996 | |
| 1997 | |
| 1998 | |
| 1999 | |
| 2000 | |
| 2001 | |
| 2002 | |
| 2003 | |
| 2004 | Amadeus |
| 2005 | |
| 2006 | |
| 2007 | |
| 2008 | |
| 2009 | |
| 2010 | |
| 2011 | |
| 2012 | |
| 2013 | |
| 2014 | |
| 2015 | |
| 2016 | |
| 2017 | |
| 2018 | |
| 2019 | |

| No. | Name of variable | Label | Survey period | Survey frequency |
|-----|------------------|-------|---------------|------------------|
|-----|------------------|-------|---------------|------------------|

1.31) **publicly_quoted** listing on stock exchange- yes/no since 1994 Annual survey

Time span of variable

| Year | Source | Further information |
|------|--------|---------------------|
| 1980 | | [0] no [1] yes |
| 1981 | | |
| 1982 | | |
| 1983 | | |
| 1984 | | |
| 1985 | | |
| 1986 | | |
| 1987 | | |
| 1988 | | |
| 1989 | | |
| 1990 | | |
| 1991 | | |
| 1992 | | |
| 1993 | | |
| 1994 | | |
| 1995 | | |
| 1996 | | |
| 1997 | | |
| 1998 | | |
| 1999 | | |
| 2000 | | |
| 2001 | | |
| 2002 | | |
| 2003 | | |
| 2004 | | |
| 2005 | | |
| 2006 | | |
| 2007 | | |
| 2008 | | |
| 2009 | | |
| 2010 | | |
| 2011 | | |
| 2012 | | |
| 2013 | | |
| 2014 | | |
| 2015 | | |
| 2016 | | |
| 2017 | | |
| 2018 | | |
| 2019 | | |

| No. | Name of variable | Label | Survey period | Survey frequency |
|-----|------------------|-------|---------------|------------------|
|-----|------------------|-------|---------------|------------------|

1.32) **reporting_basis** type of reported account since 1987 Annual survey

Parameter values

| Parameter | Label | Further information |
|-------------------------|------------------------|------------------------------|
| [1] unconsolidated data | Unconsolidated account | From Amadeus and Hoppenstedt |
| [2] consolidated data | Consolidated account | |
| [3] not defined | Data not defined | |

Time span of variable

Data does not capture whether respective companies are located in East or West Germany

| 1980 | 1981 | 1982 | 1983 | 1984 | 1985 | 1986 | 1987 | 1988 | 1989 | Further information |
|-------------|------|------|---------|------|------|------|-------------|------|------|---------------------|
| | | | | | | | Hoppenstedt | | | |
| 1990 | 1991 | 1992 | 1993 | 1994 | 1995 | 1996 | 1997 | 1998 | 1999 | |
| Hoppenstedt | | | | | | | | | | |
| | | | Amadeus | | | | | | | |
| 2000 | 2001 | 2002 | 2003 | 2004 | 2005 | 2006 | 2007 | 2008 | 2009 | |
| Hoppenstedt | | | | | | | | | | |
| Amadeus | | | | | | | | | | |
| 2010 | 2011 | 2012 | 2013 | 2014 | 2015 | 2016 | 2017 | 2018 | 2019 | |
| Hoppenstedt | | | | | | | | | | |
| Amadeus | | | | | | | | | | |

| No. | Name of variable | Label | Survey period | Survey frequency |
|-----|------------------|-------|---------------|------------------|
|-----|------------------|-------|---------------|------------------|

1.33) **type_income_statement** type of income statement since 1987 Annual survey

Time span of variable

| 1980 | 1981 | 1982 | 1983 | 1984 | 1985 | 1986 | 1987 | 1988 | 1989 | Further information |
|-------------|------|------|---------|------|------|------|-------------|------|------|---------------------|
| | | | | | | | Hoppenstedt | | | |
| 1990 | 1991 | 1992 | 1993 | 1994 | 1995 | 1996 | 1997 | 1998 | 1999 | |
| Hoppenstedt | | | | | | | | | | |
| | | | Amadeus | | | | | | | |
| 2000 | 2001 | 2002 | 2003 | 2004 | 2005 | 2006 | 2007 | 2008 | 2009 | |
| Hoppenstedt | | | | | | | | | | |
| Amadeus | | | | | | | | | | |
| 2010 | 2011 | 2012 | 2013 | 2014 | 2015 | 2016 | 2017 | 2018 | 2019 | |
| Hoppenstedt | | | | | | | | | | |
| Amadeus | | | | | | | | | | |

| No. | Name of variable | Label | Survey period | Survey frequency |
|-----|------------------|-------|---------------|------------------|
|-----|------------------|-------|---------------|------------------|

1.34) **account_date** end date of account since 1987 Annual survey

Time span of variable

| 1980 | 1981 | 1982 | 1983 | 1984 | 1985 | 1986 | 1987 | 1988 | 1989 | Further information |
|-------------|------|------|---------|------|------|------|-------------|------|------|---------------------|
| | | | | | | | Hoppenstedt | | | |
| 1990 | 1991 | 1992 | 1993 | 1994 | 1995 | 1996 | 1997 | 1998 | 1999 | |
| Hoppenstedt | | | | | | | | | | |
| | | | Amadeus | | | | | | | |
| 2000 | 2001 | 2002 | 2003 | 2004 | 2005 | 2006 | 2007 | 2008 | 2009 | |
| Hoppenstedt | | | | | | | | | | |
| Amadeus | | | | | | | | | | |
| 2010 | 2011 | 2012 | 2013 | 2014 | 2015 | 2016 | 2017 | 2018 | 2019 | |
| Hoppenstedt | | | | | | | | | | |
| Amadeus | | | | | | | | | | |

| No. | Name of variable | Label | Survey period | Survey frequency |
|-----|------------------|-------|---------------|------------------|
|-----|------------------|-------|---------------|------------------|

1.35) **number_of_months** number of months balance sheet data refers to since 1987 Annual survey

Time span of variable

| 1980 | 1981 | 1982 | 1983 | 1984 | 1985 | 1986 | 1987 | 1988 | 1989 | Further information |
|------|------|------|------|------|------|------|-------------|------|------|---------------------|
| | | | | | | | Hoppenstedt | | | |

| | | | | | | | | | |
|-------------|------|------|------|---------|------|------|------|------|------|
| 1990 | 1991 | 1992 | 1993 | 1994 | 1995 | 1996 | 1997 | 1998 | 1999 |
| Hoppenstedt | | | | Amadeus | | | | | |
| 2000 | 2001 | 2002 | 2003 | 2004 | 2005 | 2006 | 2007 | 2008 | 2009 |

| | | | | | | | | | |
|-------------|------|------|------|------|------|------|------|------|------|
| Hoppenstedt | | | | | | | | | |
| Amadeus | | | | | | | | | |
| 2010 | 2011 | 2012 | 2013 | 2014 | 2015 | 2016 | 2017 | 2018 | 2019 |
| Hoppenstedt | | | | | | | | | |
| Amadeus | | | | | | | | | |

| No. | Name of variable | Label | Survey period | Survey frequency |
|-----|------------------|-------|---------------|------------------|
|-----|------------------|-------|---------------|------------------|

1.36) **short_business_year** balance sheet data for less than 12 months since 1987 Annual survey

Time span of variable

| | | | | | | | | | | | |
|-------------|------|------|------|---------|------|------|-------------|------|------|---------------------|--|
| 1980 | 1981 | 1982 | 1983 | 1984 | 1985 | 1986 | 1987 | 1988 | 1989 | Further information | |
| | | | | | | | Hoppenstedt | | | | |
| 1990 | 1991 | 1992 | 1993 | 1994 | 1995 | 1996 | 1997 | 1998 | 1999 | | |
| Hoppenstedt | | | | Amadeus | | | | | | | |
| 2000 | 2001 | 2002 | 2003 | 2004 | 2005 | 2006 | 2007 | 2008 | 2009 | | |
| Hoppenstedt | | | | | | | | | | | |
| Amadeus | | | | | | | | | | | |
| 2010 | 2011 | 2012 | 2013 | 2014 | 2015 | 2016 | 2017 | 2018 | 2019 | | |
| Hoppenstedt | | | | | | | | | | | |
| Amadeus | | | | | | | | | | | |

| No. | Name of variable | Label | Survey period | Survey frequency |
|-----|------------------|-------|---------------|------------------|
|-----|------------------|-------|---------------|------------------|

1.37) **number_rec_shareholders** number of recorded shareholders since 1994 Annual survey

Time span of variable

| | | | | | | | | | | | |
|---------|------|------|------|---------|------|------|------|------|------|---------------------|--|
| 1980 | 1981 | 1982 | 1983 | 1984 | 1985 | 1986 | 1987 | 1988 | 1989 | Further information | |
| 1990 | 1991 | 1992 | 1993 | 1994 | 1995 | 1996 | 1997 | 1998 | 1999 | | |
| | | | | Amadeus | | | | | | | |
| 2000 | 2001 | 2002 | 2003 | 2004 | 2005 | 2006 | 2007 | 2008 | 2009 | | |
| Amadeus | | | | | | | | | | | |
| 2010 | 2011 | 2012 | 2013 | 2014 | 2015 | 2016 | 2017 | 2018 | 2019 | | |
| Amadeus | | | | | | | | | | | |

| No. | Name of variable | Label | Survey period | Survey frequency |
|-----|------------------|-------|---------------|------------------|
|-----|------------------|-------|---------------|------------------|

1.38) **number_rec_subsidiaries** number of recorded subsidiaries since 1994 Annual survey

Time span of variable

| | | | | | | | | | | | |
|---------|------|------|------|---------|------|------|------|------|------|---------------------|--|
| 1980 | 1981 | 1982 | 1983 | 1984 | 1985 | 1986 | 1987 | 1988 | 1989 | Further information | |
| 1990 | 1991 | 1992 | 1993 | 1994 | 1995 | 1996 | 1997 | 1998 | 1999 | | |
| | | | | Amadeus | | | | | | | |
| 2000 | 2001 | 2002 | 2003 | 2004 | 2005 | 2006 | 2007 | 2008 | 2009 | | |
| Amadeus | | | | | | | | | | | |

| 2010 | 2011 | 2012 | 2013 | 2014 | 2015 | 2016 | 2017 | 2018 | 2019 |
|---------|------|------|------|------|------|------|------|------|------|
| Amadeus | | | | | | | | | |

| No. | Name of variable | Label | Survey period | Survey frequency |
|-----|------------------|-------|---------------|------------------|
|-----|------------------|-------|---------------|------------------|

1.39) **account_currency** currency of account since 1987 Annual survey

Time span of variable

| 1980 | 1981 | 1982 | 1983 | 1984 | 1985 | 1986 | 1987 | 1988 | 1989 | Further information |
|-------------|------|------|------|---------|------|------|-------------|------|------|---------------------|
| | | | | | | | Hoppenstedt | | | |
| Hoppenstedt | | | | | | | | | | |
| | | | | Amadeus | | | | | | |
| Hoppenstedt | | | | | | | | | | |
| Amadeus | | | | | | | | | | |
| Hoppenstedt | | | | | | | | | | |
| Amadeus | | | | | | | | | | |
| Hoppenstedt | | | | | | | | | | |
| Amadeus | | | | | | | | | | |

| No. | Name of variable | Label | Survey period | Survey frequency |
|-----|------------------|-------|---------------|------------------|
|-----|------------------|-------|---------------|------------------|

1.40) **employees_account_date** since 1994 Annual survey

Time span of variable

| 1980 | 1981 | 1982 | 1983 | 1984 | 1985 | 1986 | 1987 | 1988 | 1989 | Further information |
|---------|------|------|------|------|------|------|------|------|------|---------------------|
| | | | | | | | | | | |
| Amadeus | | | | | | | | | | |
| Amadeus | | | | | | | | | | |
| Amadeus | | | | | | | | | | |
| Amadeus | | | | | | | | | | |
| Amadeus | | | | | | | | | | |

| No. | Name of variable | Label | Survey period | Survey frequency |
|-----|------------------|-------|---------------|------------------|
|-----|------------------|-------|---------------|------------------|

1.41) **database** (A)madeus/ (H)oppenstedt since 1987 Annual survey

Time span of variable

| 1980 | 1981 | 1982 | 1983 | 1984 | 1985 | 1986 | 1987 | 1988 | 1989 | Further information |
|-------------|------|------|------|---------|------|------|-------------|------|------|---------------------|
| | | | | | | | Hoppenstedt | | | |
| Hoppenstedt | | | | | | | | | | |
| | | | | Amadeus | | | | | | |
| Hoppenstedt | | | | | | | | | | |
| Amadeus | | | | | | | | | | |
| Hoppenstedt | | | | | | | | | | |
| Amadeus | | | | | | | | | | |
| Hoppenstedt | | | | | | | | | | |
| Amadeus | | | | | | | | | | |



| No. | Name of variable | Label | Survey period | Survey frequency |
|--------|------------------|--------------------------------------|--|----------------------------------|
| 3.1.2) | han_busvoly | business volume versus previous year | West since 01/1990 East since 01/1992 | Monthly survey Monthly survey |

Wording of question

| From 01/1990 to 11/2001 | Further information |
|---|---|
| <p>Appraisal and developments in the reporting month As compared to the same month of the previous year our sales were</p> <p>higher [1] <input type="checkbox"/></p> <p>as high as last year [2] <input type="checkbox"/></p> <p>lower [3] <input type="checkbox"/></p> | <p>*01/2002 und 02/2002 Current situation / emerging trends</p> <p>West from 01/1990 to 01/2006 [9] = Percentage share of stores giving respective answers. All answers of the stores are summed up and expressed as percentage.</p> <p>Example: 3.1.3) han_questpercansw21 [50] 3.1.4) han_questpercansw22 [30] 3.1.5) han_questpercansw23 [20]</p> <p>That means, 50% of stores answered the question with "higher", 30% of stores answered the question with "as high as last year" and 20% of stores answered the question with "lower"</p> |
| <p>Since 01/2002</p> <p>Current situation* As compared to the same month of the previous year our sales during the past month were</p> <p>higher [1] <input type="checkbox"/></p> <p>as high as last year [2] <input type="checkbox"/></p> <p>lower [3] <input type="checkbox"/></p> | |

Timespan of variable

| 1990 | 1991 | 1992 | 1993 | 1994 | 1995 | 1996 | 1997 | 1998 | 1999 |
|------|------|------|------|------|------|------|------|------|------|
| WEST | | | | | | | | | |
| | | EAST | | | | | | | |
| 2000 | 2001 | 2002 | 2003 | 2004 | 2005 | 2006 | 2007 | 2008 | 2009 |
| WEST | | | | | | | | | |
| EAST | | | | | | | | | |
| 2010 | 2011 | 2012 | 2013 | 2014 | 2015 | 2016 | 2017 | 2018 | 2019 |
| WEST | | | | | | | | | |
| EAST | | | | | | | | | |

| No. | Name of variable | Label | Survey period | Survey frequency |
|--------|---------------------|---------------------|------------------------------|------------------|
| 3.1.3) | han_questpercansw21 | % to busvoly higher | West from 01/1990 to 01/2006 | Monthly survey |

Timespan of variable

| 1990 | 1991 | 1992 | 1993 | 1994 | 1995 | 1996 | 1997 | 1998 | 1999 |
|------|------|------|------|------|------|------|------|------|------|
| WEST | | | | | | | | | |
| 2000 | 2001 | 2002 | 2003 | 2004 | 2005 | 2006 | 2007 | 2008 | 2009 |
| WEST | | | | | | | | | |
| 2010 | 2011 | 2012 | 2013 | 2014 | 2015 | 2016 | 2017 | 2018 | 2019 |
| WEST | | | | | | | | | |

| Further information |
|--|
| Percentage of stores whose sales in the last month were "higher" compared to the same month of the previous year |
| See 3.1.2) han_busvoly |

| No. | Name of variable | Label | Survey period | Survey frequency |
|--------|---------------------|-----------------------------------|------------------------------|------------------|
| 3.1.4) | han_questpercansw22 | % to busvoly as high as last year | West from 01/1990 to 01/2006 | Monthly survey |

Timespan of variable

| 1990 | 1991 | 1992 | 1993 | 1994 | 1995 | 1996 | 1997 | 1998 | 1999 |
|------|------|------|------|------|------|------|------|------|------|
| WEST | | | | | | | | | |
| 2000 | 2001 | 2002 | 2003 | 2004 | 2005 | 2006 | 2007 | 2008 | 2009 |
| WEST | | | | | | | | | |

| Further information |
|---|
| Percentage of stores whose sales in the last month were "as high as last year". |
| See 3.1.2) han_busvoly |

| | | | | | | | | | |
|------|------|------|------|------|------|------|------|------|------|
| 2010 | 2011 | 2012 | 2013 | 2014 | 2015 | 2016 | 2017 | 2018 | 2019 |
|------|------|------|------|------|------|------|------|------|------|

| No. | Name of variable | Label | Survey period | Survey frequency |
|-----|------------------|-------|---------------|------------------|
|-----|------------------|-------|---------------|------------------|

3.1.5) **han_questpercansw23** % to busvoly lower West from 01/1990 to 01/2006 Monthly survey

Timespan of variable

| 1990 | 1991 | 1992 | 1993 | 1994 | 1995 | 1996 | 1997 | 1998 | 1999 | Further information |
|-------------|------|------|------|------|------|------|------|------|------|--|
| WEST | | | | | | | | | | Percentage of stores whose sales in the last month were " lower " compared to the same month of the previous year See 3.1.2) han_busvoly |
| 2000 | 2001 | 2002 | 2003 | 2004 | 2005 | 2006 | 2007 | 2008 | 2009 | |
| WEST | | | | | | | | | | |
| 2010 | 2011 | 2012 | 2013 | 2014 | 2015 | 2016 | 2017 | 2018 | 2019 | |

| No. | Name of variable | Label | Survey period | Survey frequency |
|-----|------------------|-------|---------------|------------------|
|-----|------------------|-------|---------------|------------------|

3.1.6) **dl_demandsales** demand / sales volume last 2-3 months West since 10/2004 Monthly survey
East since 10/2004 Monthly survey

Wording of question

| Since 10/2004 | Further information |
|--|-------------------------------------|
| <p>Information about your own business (inland)</p> <p>Present state of business (appraisal and developments)</p> <p>The demand* resp. our sales* has resp. Have</p> <p>[1] increased <input type="checkbox"/></p> <p>[2] not changed <input type="checkbox"/></p> <p>[3] decreased <input type="checkbox"/></p> <p>during the last 2-3 months</p> | * including demand and sales abroad |

Timespan of variable

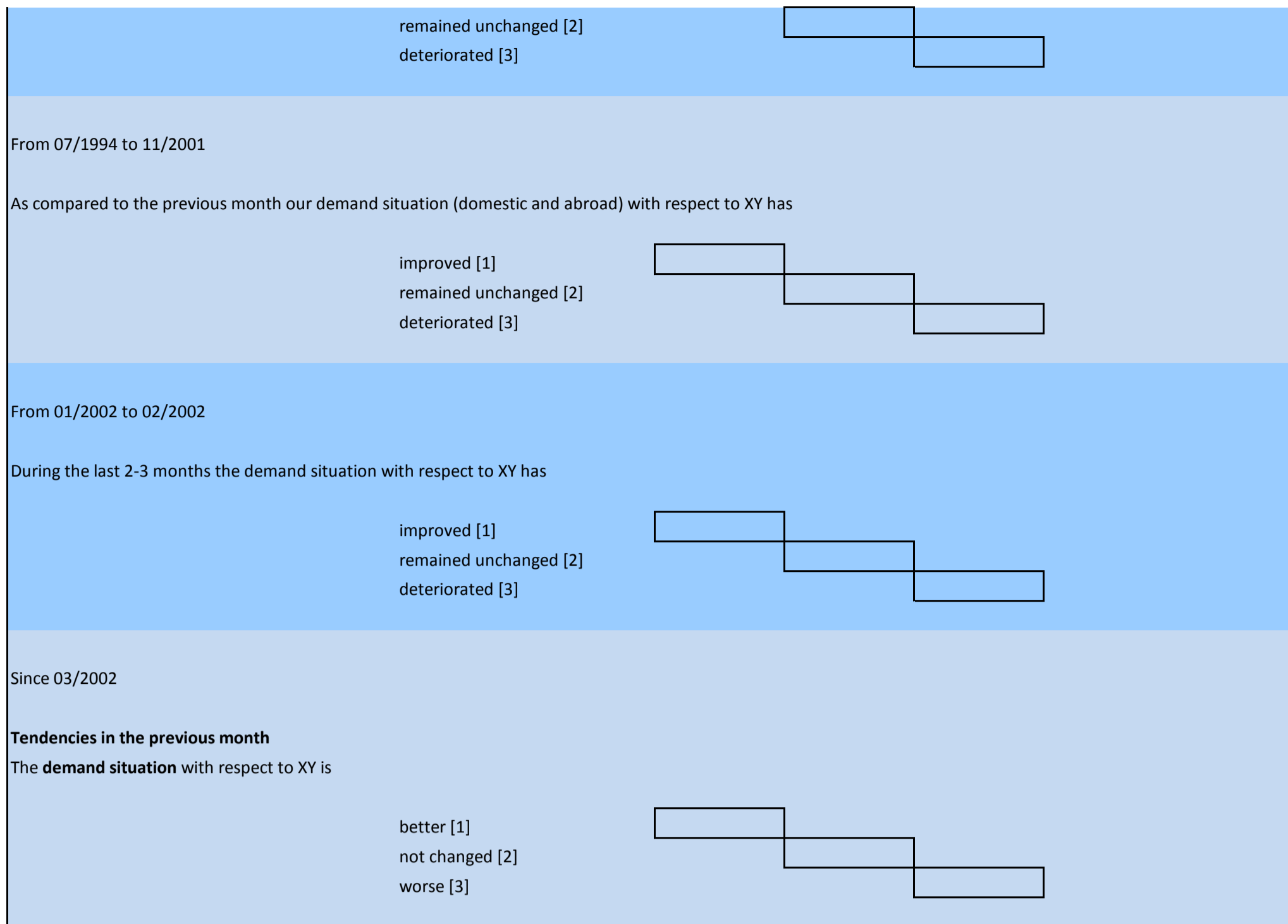
| 1990 | 1991 | 1992 | 1993 | 1994 | 1995 | 1996 | 1997 | 1998 | 1999 | Further information |
|----------------------------|------|------|------|------|------|------|------|------|------|---------------------|
| | | | | | | | | | | |
| 2000 | 2001 | 2002 | 2003 | 2004 | 2005 | 2006 | 2007 | 2008 | 2009 | |
| WEST EAST | | | | | | | | | | |
| 2010 | 2011 | 2012 | 2013 | 2014 | 2015 | 2016 | 2017 | 2018 | 2019 | |
| WEST EAST | | | | | | | | | | |

| No. | Name of variable | Label | Survey period | Survey frequency |
|-----|------------------|-------|---------------|------------------|
|-----|------------------|-------|---------------|------------------|

3.1.7) **vg_demand** situation of demand versus previous month West since 01/1980 Monthly survey
East since 01/1991 Monthly survey

Wording of question

| From 01/1991 to 11/2001 | Further information |
|--|---|
| No questionnaires from East Germany available | Until 11/2011 the question referred to the demand situation during the previous month. Due to the harmonization of survey periods introduced by the European Union, from 01/2002 on the question refers to the demand situation during last 2-3 months. |
| <p>From 01/1980 to 06/1994</p> <p>As compared to the previous month our demand situation (domestic and abroad) with respect to XY has</p> <p>improved [1] <input type="checkbox"/></p> | |

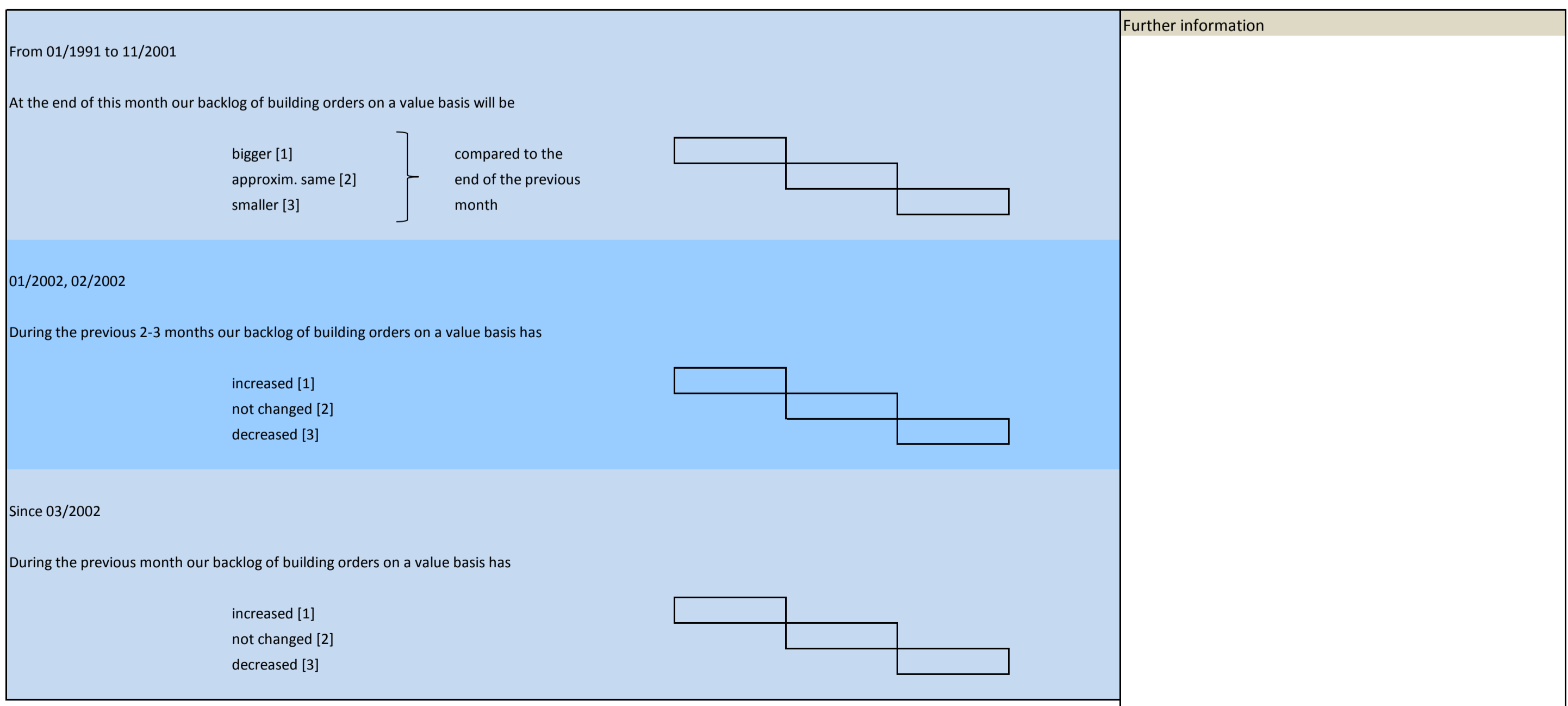


Timespan of variable

| 1980 | 1981 | 1982 | 1983 | 1984 | 1985 | 1986 | 1987 | 1988 | 1989 |
|------|------|------|------|------|------|------|------|------|------|
| WEST | | | | | | | | | |
| 1990 | 1991 | 1992 | 1993 | 1994 | 1995 | 1996 | 1997 | 1998 | 1999 |
| WEST | | | | | | | | | |
| | EAST | | | | | | | | |
| 2000 | 2001 | 2002 | 2003 | 2004 | 2005 | 2006 | 2007 | 2008 | 2009 |
| WEST | | | | | | | | | |
| EAST | | | | | | | | | |
| 2010 | 2011 | 2012 | 2013 | 2014 | 2015 | 2016 | 2017 | 2018 | 2019 |
| WEST | | | | | | | | | |
| EAST | | | | | | | | | |

| No. | Name of variable | Label | Survey period | Survey frequency |
|--------|------------------|------------------------------|--|----------------------------------|
| 3.1.8) | bau_ordvpm | orders versus previous month | West since 01/1991 East since 01/1991 | Monthly survey Monthly survey |

Wording of question



Further information

Timespan of variable

| | | | | | | | | | |
|------|------|------|------|------|------|------|------|------|------|
| 1990 | 1991 | 1992 | 1993 | 1994 | 1995 | 1996 | 1997 | 1998 | 1999 |
| WEST | | | | | | | | | |
| EAST | | | | | | | | | |
| 2000 | 2001 | 2002 | 2003 | 2004 | 2005 | 2006 | 2007 | 2008 | 2009 |
| WEST | | | | | | | | | |
| EAST | | | | | | | | | |
| 2010 | 2011 | 2012 | 2013 | 2014 | 2015 | 2016 | 2017 | 2018 | 2019 |
| WEST | | | | | | | | | |
| EAST | | | | | | | | | |

| No. | Name of variable | Label | Survey period | Survey frequency |
|-----|------------------|-------|---------------|------------------|
|-----|------------------|-------|---------------|------------------|

| | | | | |
|--------|-----------|------------------------------|--|----------------------------------|
| 3.1.9) | vg_ordvpm | orders versus previous month | West since 01/1980 East since 01/1991 | Monthly survey Monthly survey |
|--------|-----------|------------------------------|--|----------------------------------|

Wording of question

| Further information |
|---|
| <p>From 01/1991 to 11/2001</p> <p>No questionnaires from East Germany available</p> |
| <p>From 01/1980 to 12/1980</p> <p>As compared to the previous month, our overall backlog of orders (domestic and abroad) with respect to XY is currently (on a value basis)</p> <p>higher [1] about the same [2] smaller [3] usually no backlog of orders [4]</p> |
| <p>From 01/1981 to 12/1982</p> <p>As compared to the previous month, our backlog of orders (on a value basis, domestic and abroad) with respect to XY is currently</p> <p>higher [1] about the same [2] smaller [3] usually no backlog of orders [4]</p> |
| <p>From 01/1983 to 06/1994</p> <p>As compared to the previous month, our backlog of orders (on a value basis, domestic and abroad) with respect to XY is currently</p> <p>higher [1] about the same (or usually no backlog) [2] smaller [3]</p> |
| <p>From 07/1994 to 06/1997</p> <p>As compared to the previous month, our backlog of orders (on a value basis) with respect to XY is currently</p> <p>higher [1] about the same (or usually no backlog) [2] smaller [3]</p> |
| <p>From 07/1997 to 11/2001</p> <p>As compared to the previous month, our backlog of orders domestic and abroad (on a value basis) with respect to XY is currently</p> <p>higher [1] about the same (or usually no backlog) [2] smaller [3]</p> |
| <p>From 01/2002 to 02/2002</p> <p>During the last 2-3 months our backlog of orders (domestic and abroad, on a value basis) with respect to XY has</p> <p>increased [1] been about the same (or usually no backlog) [2] decreased [3]</p> |
| <p>Since 03/2002</p> <p>Tendencies in the previous month</p> |

Until 11/2011 the question referred to the backlog of orders during the previous month. Due to the harmonization of survey periods introduced by the European Union, from 01/2002 to 02/2002 the question refers to the backlog of orders during last 2-3 months.

Our **backlog of orders** (domestic and abroad, on a value basis) with respect to XY has

increased [1]
 been about the same (or usually no backlog) [2]
 decreased [3]

Timespan of variable

| | | | | | | | | | |
|------|------|------|------|------|------|------|------|------|------|
| 1980 | 1981 | 1982 | 1983 | 1984 | 1985 | 1986 | 1987 | 1988 | 1989 |
| WEST | | | | | | | | | |
| 1990 | 1991 | 1992 | 1993 | 1994 | 1995 | 1996 | 1997 | 1998 | 1999 |
| WEST | | | | | | | | | |
| EAST | | | | | | | | | |
| 2000 | 2001 | 2002 | 2003 | 2004 | 2005 | 2006 | 2007 | 2008 | 2009 |
| WEST | | | | | | | | | |
| EAST | | | | | | | | | |
| 2010 | 2011 | 2012 | 2013 | 2014 | 2015 | 2016 | 2017 | 2018 | 2019 |
| WEST | | | | | | | | | |
| EAST | | | | | | | | | |

| No. | Name of variable | Label | Survey period | Survey frequency |
|-----|------------------|-------|---------------|------------------|
|-----|------------------|-------|---------------|------------------|

| | | | | |
|---------|---------------------|---|--|----------------------------------|
| 3.1.10) | bau_conactex | construction activity versus previous month | West since 01/1991 East since 01/1991 | Monthly survey Monthly survey |
|---------|---------------------|---|--|----------------------------------|

Wording of question

| Further information |
|--|
| <p>From 01/1991 to 11/2001</p> <p>In the reporting month we have built</p> <p>more [1] about as much [2] less [3]</p> <p>} than/ as the average of the last 3 months</p> |
| <p>01/2002, 02/2002</p> <p>During the lasts 2-3 months our construction activities have</p> <p>increased [1] almost remained unchanged [2] decreased [3]</p> |
| <p>Since 03/2002</p> <p>Our construction activities in the previous month have</p> <p>increased [1] not changed [2] decreased [3]</p> |

Timespan of variable

| | | | | | | | | | |
|------|------|------|------|------|------|------|------|------|------|
| 1990 | 1991 | 1992 | 1993 | 1994 | 1995 | 1996 | 1997 | 1998 | 1999 |
| WEST | | | | | | | | | |
| EAST | | | | | | | | | |
| 2000 | 2001 | 2002 | 2003 | 2004 | 2005 | 2006 | 2007 | 2008 | 2009 |
| WEST | | | | | | | | | |
| EAST | | | | | | | | | |
| 2010 | 2011 | 2012 | 2013 | 2014 | 2015 | 2016 | 2017 | 2018 | 2019 |
| WEST | | | | | | | | | |
| EAST | | | | | | | | | |

| No. | Name of variable | Label | Survey period | Survey frequency |
|-----|------------------|-------|---------------|------------------|
|-----|------------------|-------|---------------|------------------|

| | | | | |
|---------|------------------|----------------------------------|--|----------------------------------|
| 3.1.11) | vg_provpm | production versus previous month | West since 01/1980 East since 01/1991 | Monthly survey Monthly survey |
|---------|------------------|----------------------------------|--|----------------------------------|

Wording of question

| Further information | |
|---|--|
| <p>From 01/1991 to 11/2001</p> <p>No questionnaires from East Germany available</p> | <p>Until 11/2011 the question referred to the production activities during the previous month. Due to the harmonization of survey periods introduced by the European Union, from 01/2002 to 02/2002 the question refers to the production activities during the last 2-3 months.</p> |
| <p>From 01/1980 to 06/1994</p> <p>As compared to the previous month our domestic production activities with respect to XY have</p> <p>become more brisk [1] remained unchanged [2] weakened [3]</p> | |
| <p>From 07/1994 to 11/2001</p> <p>As compared to the previous month our domestic production activities with respect to XY have</p> <p>become more brisk [1] remained unchanged [2] weakened [3] no considerable domestic production [4]</p> | |
| <p>From 01/2002 to 02/2002</p> <p>During the last 2-3 months our domestic production activities with respect to XY have</p> <p>become more brisk [1] remained unchanged [2] weakened [3] no considerable domestic production [4]</p> | |
| <p>Since 03/2002</p> <p>Tendencies in the previous month</p> <p>Our domestic production activities with respect to XY have</p> <p>increased [1] not changed [2] decreased [3] no considerable domestic production [4]</p> | |

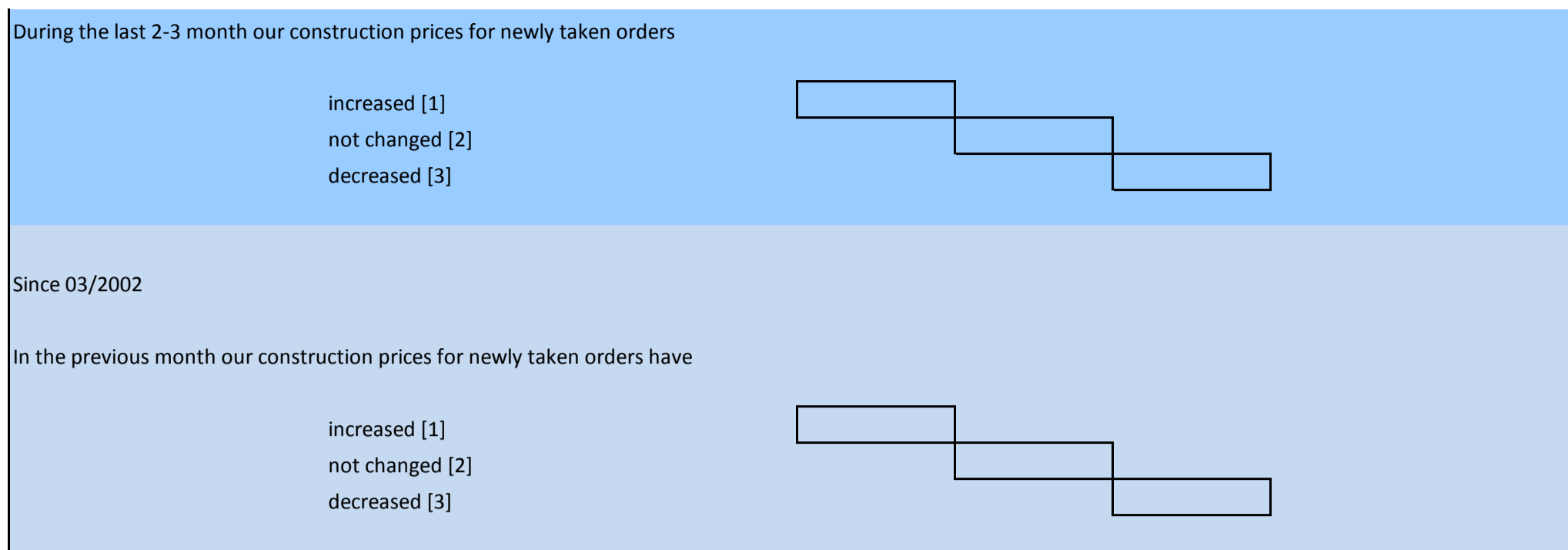
Timespan of variable

| 1980 | 1981 | 1982 | 1983 | 1984 | 1985 | 1986 | 1987 | 1988 | 1989 |
|-------------|-------------|------|------|------|------|------|------|------|------|
| WEST | | | | | | | | | |
| 1990 | 1991 | 1992 | 1993 | 1994 | 1995 | 1996 | 1997 | 1998 | 1999 |
| WEST | | | | | | | | | |
| | EAST | | | | | | | | |
| 2000 | 2001 | 2002 | 2003 | 2004 | 2005 | 2006 | 2007 | 2008 | 2009 |
| WEST | | | | | | | | | |
| EAST | | | | | | | | | |
| 2010 | 2011 | 2012 | 2013 | 2014 | 2015 | 2016 | 2017 | 2018 | 2019 |
| WEST | | | | | | | | | |
| EAST | | | | | | | | | |


| No. | Name of variable | Label | Survey period | Survey frequency |
|---------|------------------|------------------------------|--|----------------------------------|
| 3.1.12) | bau_prvpm | prices versus previous month | West since 01/1991 East since 01/1991 | Monthly survey Monthly survey |

Wording of question

| Further information | |
|---|--|
| <p>From 01/1991 to 11/2001</p> <p>As compared to the previous month our construction prices for newly taken orders were predominantly</p> <p>higher [1] unchanged [2] lower [3]</p> | <p>Until 11/2011 the question referred to the construction prices during the previous month. Due to the harmonization of survey periods introduced by the European Union, from 01/2002 to 02/2002 the question refers to the construction prices during the last 2-3 months.</p> |
| <p>01/2002, 02/2002</p> | |



Timespan of variable

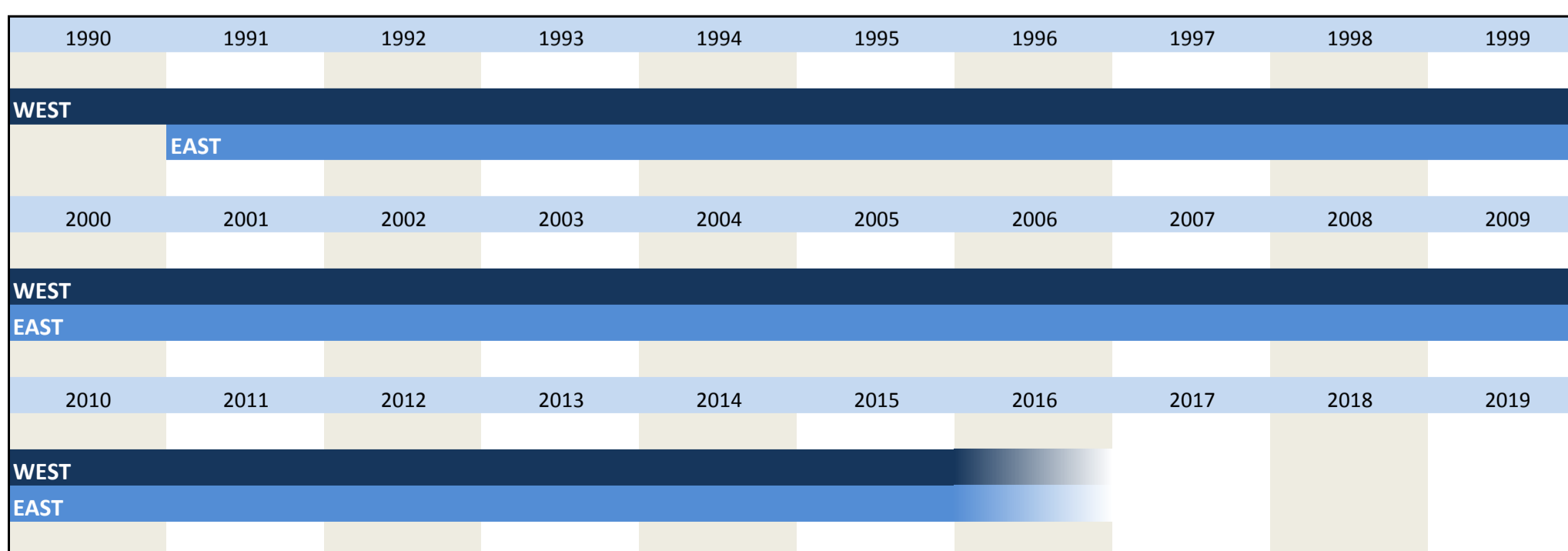


| No. | Name of variable | Label | Survey period | Survey frequency |
|---------|------------------|------------------------------|--|----------------------------------|
| 3.1.13) | han_prvpm | prices versus previous month | West since 01/1990 East since 01/1991 | Monthly survey Monthly survey |

Wording of question

| | |
|---|---|
| <p>From 01/1990 to 11/2001</p> <p>Appraisal and developments in the reporting month As compared to the previous month our sales prices have</p> <p>increased [1] not changed [2] decreased [3]</p> | <p>Further information</p> <p>West from 01/1990 to 01/2006 [9] = Percentage share of stores giving respective answers. All answers of the stores are summed up and expressed as percentage.</p> <p>Example:</p> <p>3.1.14) han_questpercansw51 [50] 3.1.15) han_questpercansw52 [30] 3.1.16) han_questpercansw53 [20]</p> <p>That means, 50% of stores answered the question with "increased", 30% of stores answered the question with "not changed" and 20% of stores answered the question with "decreased"</p> |
| <p>From 01/2002 to 02/2002</p> <p>Current situation / emerging trends During the last 2-3 months our sales prices have</p> <p>increased [1] not changed [2] decreased [3]</p> | |
| <p>Since 03/2002</p> <p>Current Situation In the previous month our sales prices have</p> <p>increased [1] not changed [2] decreased [3]</p> | |

Timespan of variable



| No. | Name of variable | Label | Survey period | Survey frequency | | | | | | | |
|----------------------|------------------|----------------------|------------------------------|------------------|------|------|------|------|------|--|-------------------|
| 3.1.14) | questpercansw51 | % to prvpm increased | West from 01/1990 to 01/2006 | Monthly survey | | | | | | | |
| Timespan of variable | | | | | | | | | | | |
| 1990 | 1991 | 1992 | 1993 | 1994 | 1995 | 1996 | 1997 | 1998 | 1999 | Further information | |
| WEST | | | | | | | | | | Percentage of stores whose sales prices have "increased" in the previous month | |
| 2000 | 2001 | 2002 | 2003 | 2004 | 2005 | 2006 | 2007 | 2008 | 2009 | | See |
| WEST | | | | | | | | | | | 3.1.13) han_prvpm |
| 2010 | 2011 | 2012 | 2013 | 2014 | 2015 | 2016 | 2017 | 2018 | 2019 | | |

| No. | Name of variable | Label | Survey period | Survey frequency | | | | | | | |
|----------------------|------------------|------------------------|------------------------------|------------------|------|------|------|------|------|--|-------------------|
| 3.1.15) | questpercansw52 | % to prvpm not changed | West from 01/1990 to 01/2006 | Monthly survey | | | | | | | |
| Timespan of variable | | | | | | | | | | | |
| 1990 | 1991 | 1992 | 1993 | 1994 | 1995 | 1996 | 1997 | 1998 | 1999 | Further information | |
| WEST | | | | | | | | | | Percentage of stores whose sales prices have "not changed" in the previous month | |
| 2000 | 2001 | 2002 | 2003 | 2004 | 2005 | 2006 | 2007 | 2008 | 2009 | | See |
| WEST | | | | | | | | | | | 3.1.13) han_prvpm |
| 2010 | 2011 | 2012 | 2013 | 2014 | 2015 | 2016 | 2017 | 2018 | 2019 | | |

| No. | Name of variable | Label | Survey period | Survey frequency | | | | | | | |
|----------------------|------------------|----------------------|------------------------------|------------------|------|------|------|------|------|--|-------------------|
| 3.1.16) | questpercansw53 | % to prvpm decreased | West from 01/1990 to 01/2006 | Monthly survey | | | | | | | |
| Timespan of variable | | | | | | | | | | | |
| 1990 | 1991 | 1992 | 1993 | 1994 | 1995 | 1996 | 1997 | 1998 | 1999 | Further information | |
| WEST | | | | | | | | | | Percentage of stores whose sales prices have "decreased" in the previous month | |
| 2000 | 2001 | 2002 | 2003 | 2004 | 2005 | 2006 | 2007 | 2008 | 2009 | | See |
| WEST | | | | | | | | | | | 3.1.13) han_prvpm |
| 2010 | 2011 | 2012 | 2013 | 2014 | 2015 | 2016 | 2017 | 2018 | 2019 | | |

| No. | Name of variable | Label | Survey period | Survey frequency |
|--|------------------|---|--|---|
| 3.1.17) | vg_pricevpm | domestic prices of sale versus previous month | West since 01/1980 East since 01/1991 | Monthly survey Monthly survey |
| Wording of question | | | | |
| From 01/1991 to 11/2001 | | | | Further information |
| No questionnaires from East Germany available | | | | |
| 01/1980, 04/1980, 05/1980, 10/1980 | | | | |
| Taking changes of terms and conditons into account, our domestic sales prices for XY as compared to the previous month have | | | | Until 11/2011 the question referred to the domestic sales prices during the previous month. Due to the harmonization of survey periods introduced by the European Union, from 01/2002 to 02/2002 the question refers to the domestic sales prices during the last 2-3 months. |
| <p style="text-align: center;">further orders</p> <p style="text-align: center;">regular orders (including orders directly from stock)</p> | | | | |

| |
|---|
| <p>increased [1] remained unchanged [2] decreased [3]</p> |
| <p>02/1980, 03/1980, 06/1980 to 09/1980, 11/1980 to 11/2001</p> <p>Taking changes of terms and conditons into account, our domestic sales prices (net prices) for XY as compared to the previous month have</p> <p>increased [1] remained unchanged [2] decreased [3]</p> |
| <p>From 01/2002/ to 02/2002</p> <p>Taking changes of terms and conditons into account, during the previous 2-3 months our domestic sales prices (net) for XY have</p> <p>increased [1] remained unchanged [2] decreased [3]</p> |
| <p>Since 03/2002</p> <p>Tendencies in the previous month</p> <p>Taking changes of terms and conditons into account, our domestic sales prices (net) for XY have</p> <p>increased [1] not changed [2] decreased [3]</p> |

Timespan of variable

| | | | | | | | | | |
|-------------|-------------|------|------|------|------|------|------|------|------|
| 1980 | 1981 | 1982 | 1983 | 1984 | 1985 | 1986 | 1987 | 1988 | 1989 |
| WEST | | | | | | | | | |
| 1990 | 1991 | 1992 | 1993 | 1994 | 1995 | 1996 | 1997 | 1998 | 1999 |
| WEST | | | | | | | | | |
| | EAST | | | | | | | | |
| 2000 | 2001 | 2002 | 2003 | 2004 | 2005 | 2006 | 2007 | 2008 | 2009 |
| WEST | | | | | | | | | |
| EAST | | | | | | | | | |
| 2010 | 2011 | 2012 | 2013 | 2014 | 2015 | 2016 | 2017 | 2018 | 2019 |
| WEST | | | | | | | | | |
| EAST | | | | | | | | | |

3.2 Variables referring to the present state

| No. | Name of variable | Label | Survey period | Survey frequency |
|--------|------------------|-------------------------------|--|----------------------------------|
| 3.2.1) | bau_statebus | state of business (appraisal) | West since 01/1991 East since 01/1991 | Monthly survey Monthly survey |

Wording of question

| | |
|---|----------------------------|
| <p>Since 01/1991</p> <p>We evaluate our present state of business to be</p> <p>good [1] satisfiable [2] bad [3]</p> | <p>Further information</p> |
|---|----------------------------|

Timespan of variable

| | | | | | | | | | |
|-------------|------|------|------|------|------|------|------|------|------|
| 1990 | 1991 | 1992 | 1993 | 1994 | 1995 | 1996 | 1997 | 1998 | 1999 |
| WEST | | | | | | | | | |
| EAST | | | | | | | | | |
| 2000 | 2001 | 2002 | 2003 | 2004 | 2005 | 2006 | 2007 | 2008 | 2009 |
| WEST | | | | | | | | | |
| EAST | | | | | | | | | |

| | | | | | | | | | | |
|------|------|------|------|------|------|------|------|------|------|------|
| | 2010 | 2011 | 2012 | 2013 | 2014 | 2015 | 2016 | 2017 | 2018 | 2019 |
| WEST | | | | | | | | | | |
| EAST | | | | | | | | | | |

| No. | Name of variable | Label | Survey period | Survey frequency |
|-----|------------------|-------|---------------|------------------|
|-----|------------------|-------|---------------|------------------|

| | | | | |
|--------|-------------|-------------------------------|--|----------------------------------|
| 3.2.2) | dl_statebus | state of business (appraisal) | West since 10/2004 East since 10/2004 | Monthly survey Monthly survey |
|--------|-------------|-------------------------------|--|----------------------------------|

Wording of question

| | |
|---|---------------------|
| <p>Since 10/2004</p> <p>Information about your own business (inland) Present state of business (appraisal and developments)</p> <p>We evaluate our present state of business to be</p> <p>good [1] satisfiable (or typical for the season) [2] bad [3]</p> | Further information |
|---|---------------------|

Timespan of variable

| | | | | | | | | | | |
|------|------|------|------|------|------|------|------|------|------|------|
| | 1990 | 1991 | 1992 | 1993 | 1994 | 1995 | 1996 | 1997 | 1998 | 1999 |
| | | | | | | | | | | |
| | 2000 | 2001 | 2002 | 2003 | 2004 | 2005 | 2006 | 2007 | 2008 | 2009 |
| | | | | | | | | | | |
| | | | | | WEST | | | | | |
| | | | | | EAST | | | | | |
| | 2010 | 2011 | 2012 | 2013 | 2014 | 2015 | 2016 | 2017 | 2018 | 2019 |
| WEST | | | | | | | | | | |
| EAST | | | | | | | | | | |

| No. | Name of variable | Label | Survey period | Survey frequency |
|-----|------------------|-------|---------------|------------------|
|-----|------------------|-------|---------------|------------------|

| | | | | |
|--------|--------------|-------------------------------|--|----------------------------------|
| 3.2.3) | han_statebus | state of business (appraisal) | West since 01/1990 East since 01/1991 | Monthly survey Monthly survey |
|--------|--------------|-------------------------------|--|----------------------------------|

Wording of question

| | |
|--|--|
| <p>From 01/1990 to 11/2001</p> <p>Appraisal and developments in the reporting month We evaluate our present state of business to be</p> <p>good [1] satisfiable (or typical for the season) [2] bad [3]</p> | Further information |
| <p>Since 01/2002</p> <p>Current situation* We evaluate our present state of business (last month / emerging trends) to be</p> <p>good [1] satisfiable (or typical for the season) [2] bad [3]</p> | <p>* 01/2002 and 02/2002</p> <p>Current situation / emerging trends</p> <p>West from 01/1990 to 01/2006</p> <p>[9] = share of stores with such answer in per cent. All answers of the stores are summed up and expressed as percentage here.</p> <p>Example:</p> <p>3.2.4) han_questpercansw11 [50] 3.2.5) han_questpercansw12 [30] 3.2.6) han_questpercansw13 [20]</p> <p>That means, 50% of stores answered the question with "good", 30% of stores answered the question with "satisfiable" and 20% of stores answered the question with "bad"</p> |

Timespan of variable

| | | | | | | | | | | |
|------|------|------|------|------|------|------|------|------|------|------|
| | 1990 | 1991 | 1992 | 1993 | 1994 | 1995 | 1996 | 1997 | 1998 | 1999 |
| WEST | | | | | | | | | | |
| | | EAST | | | | | | | | |
| | 2000 | 2001 | 2002 | 2003 | 2004 | 2005 | 2006 | 2007 | 2008 | 2009 |
| WEST | | | | | | | | | | |
| EAST | | | | | | | | | | |
| | 2010 | 2011 | 2012 | 2013 | 2014 | 2015 | 2016 | 2017 | 2018 | 2019 |
| WEST | | | | | | | | | | |

| |
|------|
| EAST |
|------|

| No. | Name of variable | Label | Survey period | Survey frequency |
|-----|------------------|-------|---------------|------------------|
|-----|------------------|-------|---------------|------------------|

3.2.4) **han_questpercansw11** % to statebus good West from 01/1990 to 01/2006 Monthly survey

Timespan of variable

| 1990 | 1991 | 1992 | 1993 | 1994 | 1995 | 1996 | 1997 | 1998 | 1999 | Further information |
|-------------|------|------|------|------|------|------|------|------|------|--|
| WEST | | | | | | | | | | Percentage of stores that have evaluated the current state of their business to be "good" See 3.2.3) han_statebus |
| 2000 | 2001 | 2002 | 2003 | 2004 | 2005 | 2006 | 2007 | 2008 | 2009 | |
| WEST | | | | | | | | | | |
| 2010 | 2011 | 2012 | 2013 | 2014 | 2015 | 2016 | 2017 | 2018 | 2019 | |

18

| No. | Name of variable | Label | Survey period | Survey frequency |
|-----|------------------|-------|---------------|------------------|
|-----|------------------|-------|---------------|------------------|

3.2.5) **han_questpercansw12** % to statebus satisfiable West from 01/1990 to 01/2006 Monthly survey

Timespan of variable

| 1990 | 1991 | 1992 | 1993 | 1994 | 1995 | 1996 | 1997 | 1998 | 1999 | Further information |
|-------------|------|------|------|------|------|------|------|------|------|---|
| WEST | | | | | | | | | | Percentage of stores that have evaluated the current state of their business to be "satisfiable" See 3.2.3) han_statebus |
| 2000 | 2001 | 2002 | 2003 | 2004 | 2005 | 2006 | 2007 | 2008 | 2009 | |
| WEST | | | | | | | | | | |
| 2010 | 2011 | 2012 | 2013 | 2014 | 2015 | 2016 | 2017 | 2018 | 2019 | |

| No. | Name of variable | Label | Survey period | Survey frequency |
|-----|------------------|-------|---------------|------------------|
|-----|------------------|-------|---------------|------------------|

3.2.6) **han_questpercansw13** % to statebus bad West from 01/1990 to 01/2006 Monthly survey

Timespan of variable

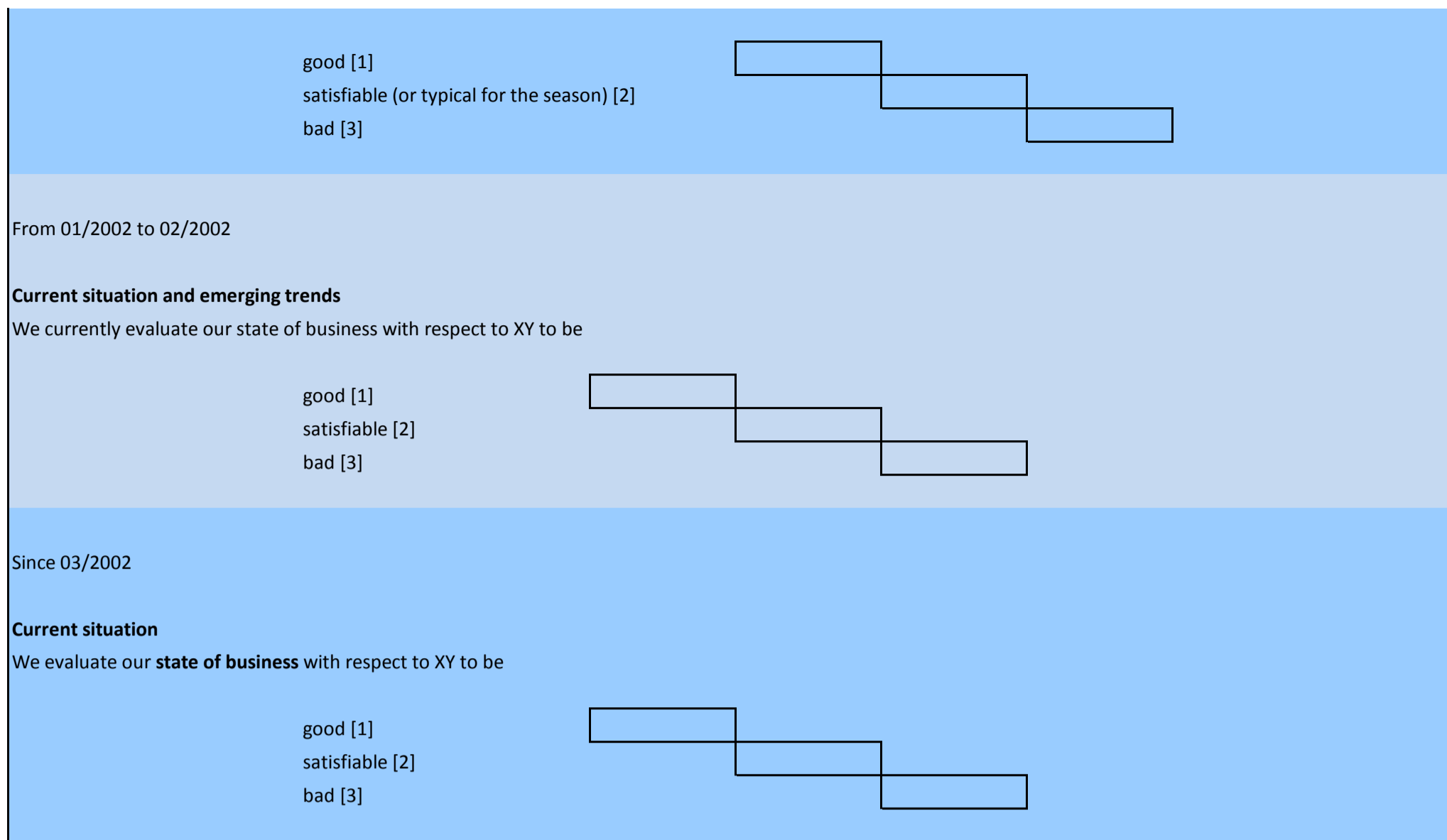
| 1990 | 1991 | 1992 | 1993 | 1994 | 1995 | 1996 | 1997 | 1998 | 1999 | Further information |
|-------------|------|------|------|------|------|------|------|------|------|---|
| WEST | | | | | | | | | | Percentage of stores that have evaluated the current state of their business to be "bad" See 3.2.3) han_statebus |
| 2000 | 2001 | 2002 | 2003 | 2004 | 2005 | 2006 | 2007 | 2008 | 2009 | |
| WEST | | | | | | | | | | |
| 2010 | 2011 | 2012 | 2013 | 2014 | 2015 | 2016 | 2017 | 2018 | 2019 | |

| No. | Name of variable | Label | Survey period | Survey frequency |
|-----|------------------|-------|---------------|------------------|
|-----|------------------|-------|---------------|------------------|

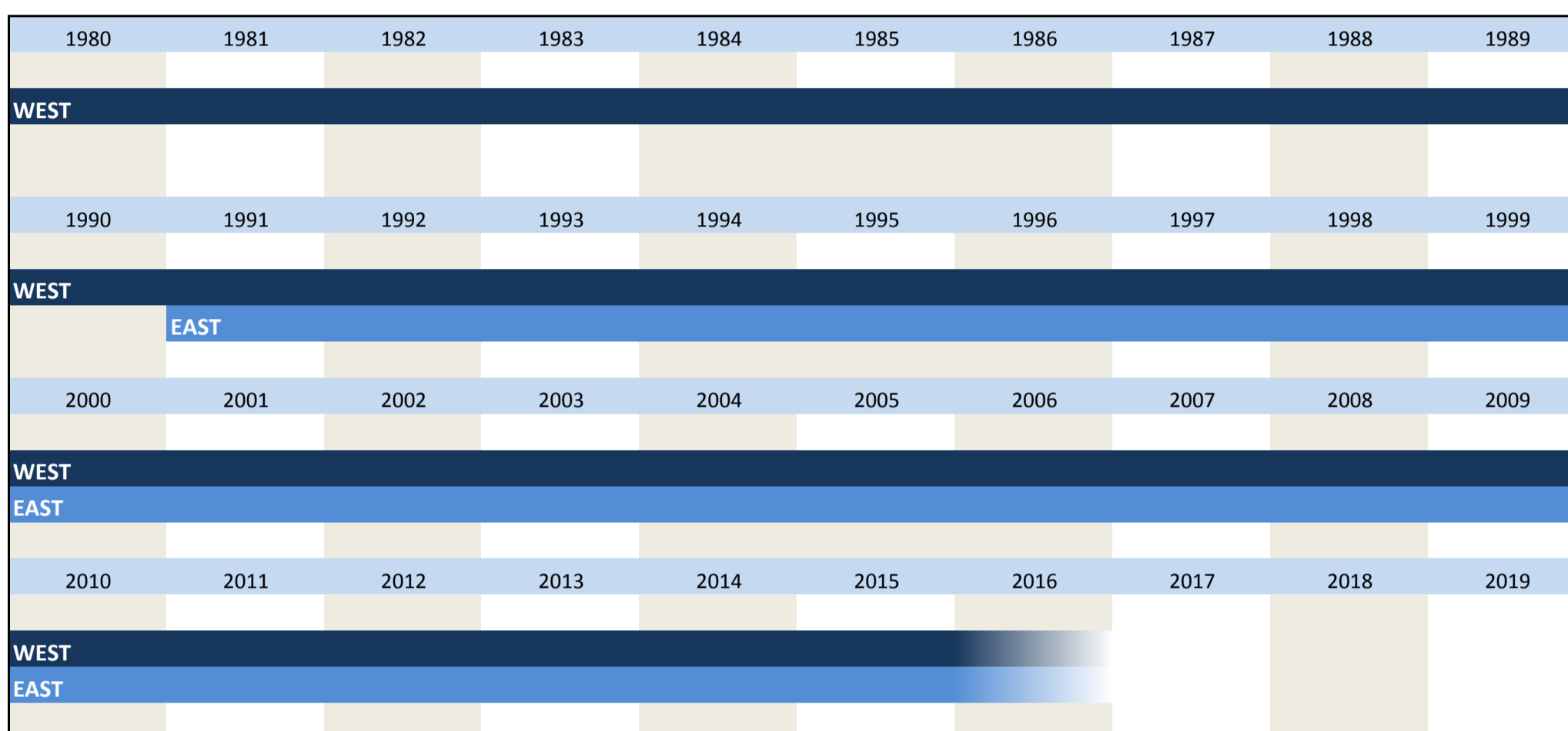
3.2.7) **vg_statebus** state of business (appraisal) West since 01/1980 Monthly survey
East since 01/1991 Monthly survey

Wording of question

| Further information |
|---|
| From 01/1991 to 11/2001 No questionnaires from East Germany available |
| From 01/1980 to 11/2001 We currently evaluate our state of business with respect to XY to be |




Timespan of variable



| No. | Name of variable | Label | Survey period | Survey frequency |
|-----|------------------|-------|---------------|------------------|
|-----|------------------|-------|---------------|------------------|

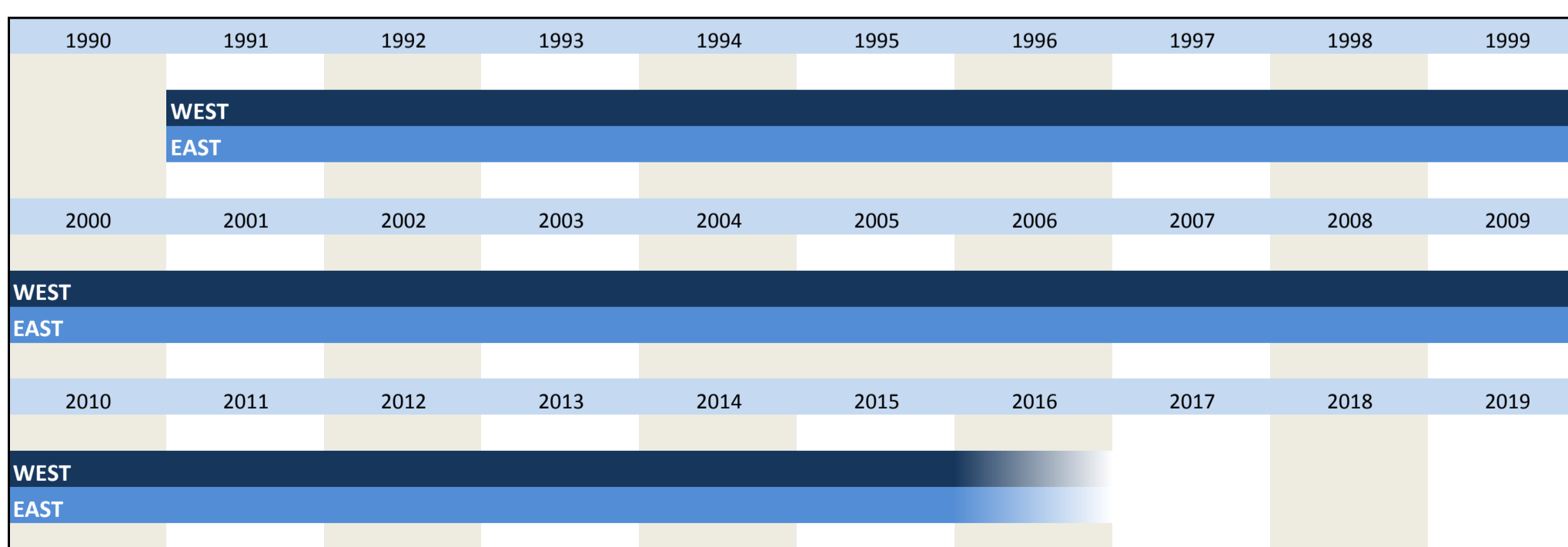
| | | | | |
|--------|------------|--------------------|--|----------------------------------|
| 3.2.8) | bau_orders | orders (appraisal) | West since 01/1991 East since 01/1991 | Monthly survey Monthly survey |
|--------|------------|--------------------|--|----------------------------------|

Wording of question



Further information
* The supplement "currently" was used from 01/1991 to 11/2001

Timespan of variable



| No. | Name of variable | Label | Survey period | Survey frequency |
|-----|------------------|-------|---------------|------------------|
|-----|------------------|-------|---------------|------------------|

| | | | | |
|--------|-----------|--------------------|--------------------|----------------|
| 3.2.9) | dl_orders | orders (appraisal) | West since 10/2004 | Monthly survey |
|--------|-----------|--------------------|--------------------|----------------|

Wording of question

| | |
|---|---------------------|
| Since 10/2004 Information about your own business (inland) Current situaton (appraisal and developments) We perceive our backlog of orders to be (provided that a backlog of orders is customary within your industry) relatively large [1] sufficient or typical for the season [2] too small [3] | Further information |
|---|---------------------|

Timespan of variable

| | | | | | | | | | |
|------|------|------|------|------|------|------|------|------|------|
| 1990 | 1991 | 1992 | 1993 | 1994 | 1995 | 1996 | 1997 | 1998 | 1999 |
| 2000 | 2001 | 2002 | 2003 | 2004 | 2005 | 2006 | 2007 | 2008 | 2009 |
| | | | | WEST | | | | | |
| | | | | EAST | | | | | |
| 2010 | 2011 | 2012 | 2013 | 2014 | 2015 | 2016 | 2017 | 2018 | 2019 |
| | | | | WEST | | | | | |
| | | | | EAST | | | | | |

| No. | Name of variable | Label | Survey period | Survey frequency |
|-----|------------------|-------|---------------|------------------|
|-----|------------------|-------|---------------|------------------|

3.2.10) han_ords orders versus previous year

West since 01/1990
East since 01/1992

Monthly survey
Monthly survey

Wording of question

| | |
|--|--|
| From 01/1990 to 02/2002 Plans and expectations As compared to the same period of the previous year, in the following 3 months our orders will probably be (without consideration of price changes) rising [1] not changing [2] decreasing [3] | Further information West from 01/1990 to 01/2006 [9] = share of stores with such answer in per cent. All answers of the stores are summed up and expressed as percentage here. Example: 3.2.11) han_questpercansw71 [50] 3.2.12) han_questpercansw72 [30] 3.2.13) han_questpercansw73 [20] |
| From 03/2002 to 01/2007 Plans and expectations for 3 months As compared to the same period of the previous year, our orders will probably be rising [1] not changing [2] decreasing [3] | That means, 50% of stores answered the question with "increase", 30% of stores answered the question with "not change" and 20% of stores answered the question with "decrease" |
| Since 02/2007 Plans and expectations for the next 3 months As compared to the same period in the previous year, our orders will probably be rising [1] not changing [2] decreasing [3] | |

Timespan of variable

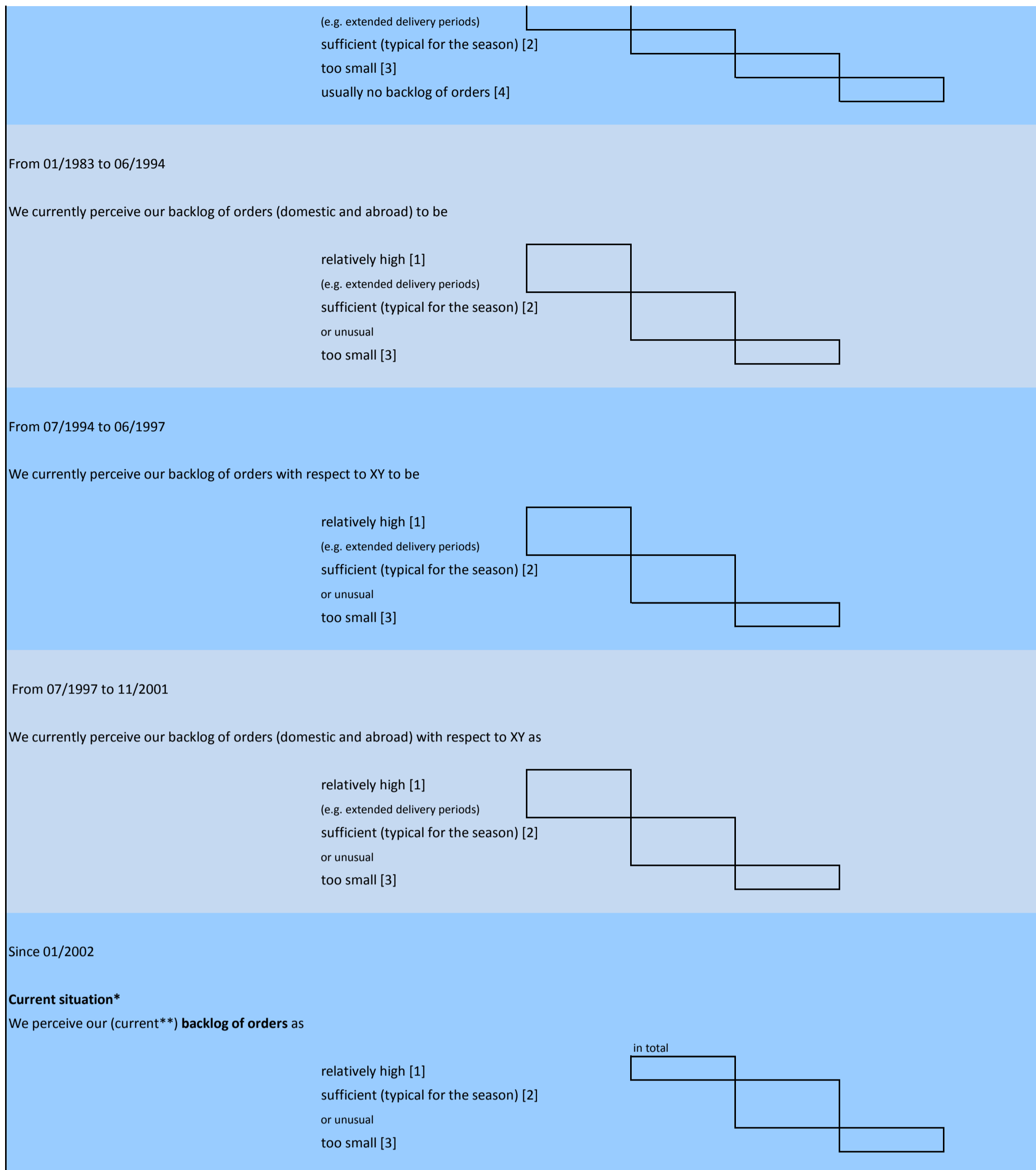
| | | | | | | | | | |
|------|------|------|------|------|------|------|------|------|------|
| 1990 | 1991 | 1992 | 1993 | 1994 | 1995 | 1996 | 1997 | 1998 | 1999 |
| | | WEST | | | | | | | |
| | | EAST | | | | | | | |
| 2000 | 2001 | 2002 | 2003 | 2004 | 2005 | 2006 | 2007 | 2008 | 2009 |
| | | WEST | | | | | | | |
| | | EAST | | | | | | | |
| 2010 | 2011 | 2012 | 2013 | 2014 | 2015 | 2016 | 2017 | 2018 | 2019 |
| | | WEST | | | | | | | |
| | | EAST | | | | | | | |

| No. | Name of variable | Label | Survey period | Survey frequency | | | | | | |
|----------------------|---------------------|------------------|------------------------------|------------------|------|------|------|------|------|---|
| 3.2.11) | han_questpercansw71 | % to ords rising | West from 01/1990 to 01/2006 | Monthly survey | | | | | | |
| Timespan of variable | | | | | | | | | | |
| 1990 | 1991 | 1992 | 1993 | 1994 | 1995 | 1996 | 1997 | 1998 | 1999 | Further information Percentage of stores that will have an increase in their orders as compared to the same period of the previous year See 3.2.10) han_ords |
| WEST | | | | | | | | | | |
| 2000 | 2001 | 2002 | 2003 | 2004 | 2005 | 2006 | 2007 | 2008 | 2009 | |
| WEST | | | | | | | | | | |
| 2010 | 2011 | 2012 | 2013 | 2014 | 2015 | 2016 | 2017 | 2018 | 2019 | |

| No. | Name of variable | Label | Survey period | Survey frequency | | | | | | |
|----------------------|---------------------|------------------------|------------------------------|------------------|------|------|------|------|------|---|
| 3.2.12) | han_questpercansw72 | % to ords not changing | West from 01/1990 to 01/2006 | Monthly survey | | | | | | |
| Timespan of variable | | | | | | | | | | |
| 1990 | 1991 | 1992 | 1993 | 1994 | 1995 | 1996 | 1997 | 1998 | 1999 | Further information Percentage of stores that will have no change in their orders as compared to the same period of the previous year See 3.2.10) han_ords |
| WEST | | | | | | | | | | |
| 2000 | 2001 | 2002 | 2003 | 2004 | 2005 | 2006 | 2007 | 2008 | 2009 | |
| WEST | | | | | | | | | | |
| 2010 | 2011 | 2012 | 2013 | 2014 | 2015 | 2016 | 2017 | 2018 | 2019 | |

| No. | Name of variable | Label | Survey period | Survey frequency | | | | | | |
|----------------------|---------------------|-------------------|------------------------------|------------------|------|------|------|------|------|--|
| 3.2.13) | han_questpercansw73 | % to ords falling | West from 01/1990 to 01/2006 | Monthly survey | | | | | | |
| Timespan of variable | | | | | | | | | | |
| 1990 | 1991 | 1992 | 1993 | 1994 | 1995 | 1996 | 1997 | 1998 | 1999 | Further information Percentage of stores that will have a decrease in their orders as compared to the same period of the previous year See 3.2.10) han_ords |
| WEST | | | | | | | | | | |
| 2000 | 2001 | 2002 | 2003 | 2004 | 2005 | 2006 | 2007 | 2008 | 2009 | |
| WEST | | | | | | | | | | |
| 2010 | 2011 | 2012 | 2013 | 2014 | 2015 | 2016 | 2017 | 2018 | 2019 | |

| No. | Name of variable | Label | Survey period | Survey frequency | | | | | |
|--|------------------|--------------------|--|----------------------------------|--|--|--|--|--|
| 3.2.14) | vg_orders | orders (appraisal) | West since 01/1980 East since 01/1991 | Monthly survey Monthly survey | | | | | |
| Wording of question | | | | | | | | | |
| From 01/1991 to 11/2001 | | | | | | | | | |
| No questionnaires from East Germany available | | | | | | | | | |
| From 01/1980 to 12/1982 | | | | | | | | | |
| We currently perceive our backlog of orders (domestic and abroad) to be | | | | | | | | | |
| relatively high [1] | | | | | | | | | |
| Further information 01/2002 and 02/2002 * "current situation" is replaced by "current situation and tendencies" | | | | | | | | | |



Timespan of variable

| 1980 | 1981 | 1982 | 1983 | 1984 | 1985 | 1986 | 1987 | 1988 | 1989 |
|------|------|------|------|------|------|------|------|------|------|
| WEST | | | | | | | | | |
| 1990 | 1991 | 1992 | 1993 | 1994 | 1995 | 1996 | 1997 | 1998 | 1999 |
| WEST | | | | | | | | | |
| | EAST | | | | | | | | |
| 2000 | 2001 | 2002 | 2003 | 2004 | 2005 | 2006 | 2007 | 2008 | 2009 |
| WEST | | | | | | | | | |
| EAST | | | | | | | | | |
| 2010 | 2011 | 2012 | 2013 | 2014 | 2015 | 2016 | 2017 | 2018 | 2019 |
| WEST | | | | | | | | | |
| EAST | | | | | | | | | |

| No. | Name of variable | Label | Survey period | Survey frequency |
|---------|------------------|---------------------------|--|----------------------------------|
| 3.2.15) | bau_ranord | range of orders in months | West since 01/1991 East since 01/1991 | Monthly survey Monthly survey |

Wording of question

| From 01/1991 to 11/2001 | Further information |
|---|--|
| Given the course of business which is typical for this season, our backlog of orders corresponds to an average output of _____ months by the end of the reporting month | [10] corresponds to 1 month [15] corresponds to 1,5 months [100] corresponds to 10 months etc. |
| Since 01/2002 | |

Given a course of business which is typical for the seasons, our current backlog of orders corresponds to an average output of _____ months

Timespan of variable

| | | | | | | | | | |
|------|------|------|------|------|------|------|------|------|------|
| 1990 | 1991 | 1992 | 1993 | 1994 | 1995 | 1996 | 1997 | 1998 | 1999 |
| WEST | | | | | | | | | |
| EAST | | | | | | | | | |
| 2000 | 2001 | 2002 | 2003 | 2004 | 2005 | 2006 | 2007 | 2008 | 2009 |
| WEST | | | | | | | | | |
| EAST | | | | | | | | | |
| 2010 | 2011 | 2012 | 2013 | 2014 | 2015 | 2016 | 2017 | 2018 | 2019 |
| WEST | | | | | | | | | |
| EAST | | | | | | | | | |

| No. | Name of variable | Label | Survey period | Survey frequency |
|---------|------------------|---------------------------|---|--|
| 3.2.16) | vg_ranord | range of orders in months | West from 03/1980 to 09/2001 East from 07/1992 to 07/1993 East from 12/1993 to 09/2001 East and West since 01/2002 | Mrc, Jun, Sep, Dec Mrc, Jul, Oct, Dec Mrc, Jul, Sep, Dec Jan, Apr, Jul, Oct |

Wording of question

| | |
|--|--|
| <p>From 07/1992 to 09/2001</p> <p>No questionnaires from East Germany available</p> <p>From 03/1980 to 09/2001</p> <p>At the moment our backlog of orders for shipments of XY corresponds to a production period of</p> <p>no orders up to about _____ month(s) if more than 10, please state number of months</p> <p>1/2 1 2 3 4 5 6 7 8 9 10</p> <p>Since 01/2002</p> <p>Currently our backlog of orders for XY corresponds to a production period of</p> <p>no orders up to about _____ month(s) if more than 10, please state number of months</p> <p>1/2 1 2 3 4 5 6 7 8 9 10</p> | <p>Further information</p> <p>Code in the dataset: no orders = [0] less than 1/2 = [5] 1 = [10] 5 = [50] 9 = [90] if more than 10, entry by hand or, if only marked with a cross, [120]</p> |
|--|--|

Timespan of variable

| | | | | | | | | | |
|------|------|------|------|------|------|------|------|------|------|
| 1980 | 1981 | 1982 | 1983 | 1984 | 1985 | 1986 | 1987 | 1988 | 1989 |
| WEST | | | | | | | | | |
| 1990 | 1991 | 1992 | 1993 | 1994 | 1995 | 1996 | 1997 | 1998 | 1999 |
| WEST | | | | | | | | | |
| EAST | | | | | | | | | |
| 2000 | 2001 | 2002 | 2003 | 2004 | 2005 | 2006 | 2007 | 2008 | 2009 |
| WEST | | | | | | | | | |
| EAST | | | | | | | | | |
| 2010 | 2011 | 2012 | 2013 | 2014 | 2015 | 2016 | 2017 | 2018 | 2019 |
| WEST | | | | | | | | | |
| EAST | | | | | | | | | |

| No. | Name of variable | Label | Survey period | Survey frequency |
|---------|------------------|-----------------------|--|----------------------------------|
| 3.2.17) | han_feedst | feedstock (appraisal) | West since 01/1990 East since 01/1991 | Monthly survey Monthly survey |

Wording of question

| | |
|---------------|---------------------------|
| Since 01/1990 | Further information |
| | * from 01/1990 to 11/2001 |

| | | | | | | | | | | | | | | | | | | | | | | | | | | | | | | | | | | | | | | | | | | | | | | | | | | | | | | | | | | | | | | | | | | | | | | | | | | | | | | | | | | | | | | | | | | | |
|--|---|------|------|------|------|------|------|------|------|------|------|------|--|--|--|--|--|--|--|--|--|------|--|--|--|--|--|--|--|--|--|------|------|------|------|------|------|------|------|------|------|------|--|--|--|--|--|--|--|--|--|------|--|--|--|--|--|--|--|--|--|------|------|------|------|------|------|------|------|------|------|------|--|--|--|--|--|--|--|--|--|------|--|--|--|--|--|--|--|--|--|
| Current situation* We currently evaluate our inventory to be <div style="text-align: center; margin-top: 10px;"> </div> | Appraisal and developments in the reporting month 01/2002 und 02/2002 Current situation/emerging trends West from 01/1990 to 01/2006 [9] = share of stores with such answer in per cent. All answers of the stores are summed up and expressed as percentage here. Example: 3.2.18) han_questpercansw41 [50] 3.2.19) han_questpercansw42 [30] 3.2.20) han_questpercansw43 [20] That means, 50% of stores answered the question with " too small ", 30% of stores answered the question with " satisfiable (typical for the season) " and 20% of stores answered the question with " too large ". | | | | | | | | | | | | | | | | | | | | | | | | | | | | | | | | | | | | | | | | | | | | | | | | | | | | | | | | | | | | | | | | | | | | | | | | | | | | | | | | | | | | | | | | | | |
| Timespan of variable | | | | | | | | | | | | | | | | | | | | | | | | | | | | | | | | | | | | | | | | | | | | | | | | | | | | | | | | | | | | | | | | | | | | | | | | | | | | | | | | | | | | | | | | | | | |
| <table border="1" style="width: 100%; text-align: center;"> <tr><td>1990</td><td>1991</td><td>1992</td><td>1993</td><td>1994</td><td>1995</td><td>1996</td><td>1997</td><td>1998</td><td>1999</td></tr> <tr><td colspan="10">WEST</td></tr> <tr><td colspan="10">EAST</td></tr> <tr><td>2000</td><td>2001</td><td>2002</td><td>2003</td><td>2004</td><td>2005</td><td>2006</td><td>2007</td><td>2008</td><td>2009</td></tr> <tr><td colspan="10">WEST</td></tr> <tr><td colspan="10">EAST</td></tr> <tr><td>2010</td><td>2011</td><td>2012</td><td>2013</td><td>2014</td><td>2015</td><td>2016</td><td>2017</td><td>2018</td><td>2019</td></tr> <tr><td colspan="10">WEST</td></tr> <tr><td colspan="10">EAST</td></tr> </table> | | 1990 | 1991 | 1992 | 1993 | 1994 | 1995 | 1996 | 1997 | 1998 | 1999 | WEST | | | | | | | | | | EAST | | | | | | | | | | 2000 | 2001 | 2002 | 2003 | 2004 | 2005 | 2006 | 2007 | 2008 | 2009 | WEST | | | | | | | | | | EAST | | | | | | | | | | 2010 | 2011 | 2012 | 2013 | 2014 | 2015 | 2016 | 2017 | 2018 | 2019 | WEST | | | | | | | | | | EAST | | | | | | | | | |
| 1990 | 1991 | 1992 | 1993 | 1994 | 1995 | 1996 | 1997 | 1998 | 1999 | | | | | | | | | | | | | | | | | | | | | | | | | | | | | | | | | | | | | | | | | | | | | | | | | | | | | | | | | | | | | | | | | | | | | | | | | | | | | | | | | | |
| WEST | | | | | | | | | | | | | | | | | | | | | | | | | | | | | | | | | | | | | | | | | | | | | | | | | | | | | | | | | | | | | | | | | | | | | | | | | | | | | | | | | | | | | | | | | | | |
| EAST | | | | | | | | | | | | | | | | | | | | | | | | | | | | | | | | | | | | | | | | | | | | | | | | | | | | | | | | | | | | | | | | | | | | | | | | | | | | | | | | | | | | | | | | | | | |
| 2000 | 2001 | 2002 | 2003 | 2004 | 2005 | 2006 | 2007 | 2008 | 2009 | | | | | | | | | | | | | | | | | | | | | | | | | | | | | | | | | | | | | | | | | | | | | | | | | | | | | | | | | | | | | | | | | | | | | | | | | | | | | | | | | | |
| WEST | | | | | | | | | | | | | | | | | | | | | | | | | | | | | | | | | | | | | | | | | | | | | | | | | | | | | | | | | | | | | | | | | | | | | | | | | | | | | | | | | | | | | | | | | | | |
| EAST | | | | | | | | | | | | | | | | | | | | | | | | | | | | | | | | | | | | | | | | | | | | | | | | | | | | | | | | | | | | | | | | | | | | | | | | | | | | | | | | | | | | | | | | | | | |
| 2010 | 2011 | 2012 | 2013 | 2014 | 2015 | 2016 | 2017 | 2018 | 2019 | | | | | | | | | | | | | | | | | | | | | | | | | | | | | | | | | | | | | | | | | | | | | | | | | | | | | | | | | | | | | | | | | | | | | | | | | | | | | | | | | | |
| WEST | | | | | | | | | | | | | | | | | | | | | | | | | | | | | | | | | | | | | | | | | | | | | | | | | | | | | | | | | | | | | | | | | | | | | | | | | | | | | | | | | | | | | | | | | | | |
| EAST | | | | | | | | | | | | | | | | | | | | | | | | | | | | | | | | | | | | | | | | | | | | | | | | | | | | | | | | | | | | | | | | | | | | | | | | | | | | | | | | | | | | | | | | | | | |

| No. | Name of variable | Label | Survey period | Survey frequency |
|-----|------------------|-------|---------------|------------------|
|-----|------------------|-------|---------------|------------------|

| | | | | |
|---------|---------------------|------------------------|------------------------------|----------------|
| 3.2.18) | han_questpercansw41 | % to feedst too little | West from 01/1990 to 01/2006 | Monthly survey |
|---------|---------------------|------------------------|------------------------------|----------------|

| | | | | | | | | | | |
|-----------------------------|------|------|------|------|------|------|------|------|------|--|
| Timespan of variable | | | | | | | | | | Further information Percentage of stores that have evaluated their inventory as " too small " See 3.2.17) han_feedst |
| 1990 | 1991 | 1992 | 1993 | 1994 | 1995 | 1996 | 1997 | 1998 | 1999 | |
| WEST | | | | | | | | | | |
| 2000 | 2001 | 2002 | 2003 | 2004 | 2005 | 2006 | 2007 | 2008 | 2009 | |
| WEST | | | | | | | | | | |
| 2010 | 2011 | 2012 | 2013 | 2014 | 2015 | 2016 | 2017 | 2018 | 2019 | |

| No. | Name of variable | Label | Survey period | Survey frequency |
|-----|------------------|-------|---------------|------------------|
|-----|------------------|-------|---------------|------------------|

| | | | | |
|---------|---------------------|-------------------------|------------------------------|----------------|
| 3.2.19) | han_questpercansw42 | % to feedst satisfiable | West from 01/1990 to 01/2006 | Monthly survey |
|---------|---------------------|-------------------------|------------------------------|----------------|

| | | | | | | | | | | |
|-----------------------------|------|------|------|------|------|------|------|------|------|---|
| Timespan of variable | | | | | | | | | | Further information Percentage of stores that have evaluated their inventory as " satisfiable (typical for the season) " See 3.2.17) han_feedst |
| 1990 | 1991 | 1992 | 1993 | 1994 | 1995 | 1996 | 1997 | 1998 | 1999 | |
| WEST | | | | | | | | | | |
| 2000 | 2001 | 2002 | 2003 | 2004 | 2005 | 2006 | 2007 | 2008 | 2009 | |
| WEST | | | | | | | | | | |
| 2010 | 2011 | 2012 | 2013 | 2014 | 2015 | 2016 | 2017 | 2018 | 2019 | |

| No. | Name of variable | Label | Survey period | Survey frequency |
|-----|------------------|-------|---------------|------------------|
|-----|------------------|-------|---------------|------------------|

| | | | | |
|---------|---------------------|----------------------|------------------------------|----------------|
| 3.2.20) | han_questpercansw43 | % to feedst too much | West from 01/1990 to 01/2006 | Monthly survey |
|---------|---------------------|----------------------|------------------------------|----------------|

| | | | | | | | | | | |
|-----------------------------|------|------|------|------|------|------|------|------|------|--|
| Timespan of variable | | | | | | | | | | Further information Percentage of stores that have evaluated their inventory as " too large " See 3.2.17) han_feedst |
| 1990 | 1991 | 1992 | 1993 | 1994 | 1995 | 1996 | 1997 | 1998 | 1999 | |
| WEST | | | | | | | | | | |
| 2000 | 2001 | 2002 | 2003 | 2004 | 2005 | 2006 | 2007 | 2008 | 2009 | |
| WEST | | | | | | | | | | |

| | | | | | | | | | |
|------|------|------|------|------|------|------|------|------|------|
| 2010 | 2011 | 2012 | 2013 | 2014 | 2015 | 2016 | 2017 | 2018 | 2019 |
|------|------|------|------|------|------|------|------|------|------|

| No. | Name of variable | Label | Survey period | Survey frequency |
|---------|------------------|----------------------------------|--|----------------------------------|
| 3.2.21) | vg_stin | stock of inventories (appraisal) | West since 01/1980 East since 01/1991 | Monthly survey Monthly survey |

Wording of question

| Further information | | | | | | | | | | | | | | | | | | | | | | | | | | | | | | | | | | | | | | | | |
|--|---------------|--|--|--|--|--|--|--|--|--|---|--|--|--|--|--|--|--|--|--|---------------|--|--|--|--|--|--|--|--|--|----------------------|--|--|--|--|--|--|--|--|--|
| <p>From 01/1991 to 11/2001</p> <p>No questionnaires from East Germany available</p> | | | | | | | | | | | | | | | | | | | | | | | | | | | | | | | | | | | | | | | | |
| <p>From 01/1980 to 11/2011</p> <p>We currently evaluate our stock of unsold finished goods of XY to be</p> <table border="1"> <tr> <td>too small [1]</td> <td></td> <td></td> <td></td> <td></td> <td></td> <td></td> <td></td> <td></td> <td></td> </tr> <tr> <td>sufficient (typical for the season) [2]</td> <td></td> <td></td> <td></td> <td></td> <td></td> <td></td> <td></td> <td></td> <td></td> </tr> <tr> <td>too large [3]</td> <td></td> <td></td> <td></td> <td></td> <td></td> <td></td> <td></td> <td></td> <td></td> </tr> <tr> <td>no stock keeping [4]</td> <td></td> <td></td> <td></td> <td></td> <td></td> <td></td> <td></td> <td></td> <td></td> </tr> </table> | too small [1] | | | | | | | | | | sufficient (typical for the season) [2] | | | | | | | | | | too large [3] | | | | | | | | | | no stock keeping [4] | | | | | | | | | |
| too small [1] | | | | | | | | | | | | | | | | | | | | | | | | | | | | | | | | | | | | | | | | |
| sufficient (typical for the season) [2] | | | | | | | | | | | | | | | | | | | | | | | | | | | | | | | | | | | | | | | | |
| too large [3] | | | | | | | | | | | | | | | | | | | | | | | | | | | | | | | | | | | | | | | | |
| no stock keeping [4] | | | | | | | | | | | | | | | | | | | | | | | | | | | | | | | | | | | | | | | | |
| <p>Since 01/2002</p> <p>Current situation*</p> <p>We evaluate our (current**) stock of unsold finished goods of XY to be</p> <table border="1"> <tr> <td>too small [1]</td> <td></td> <td></td> <td></td> <td></td> <td></td> <td></td> <td></td> <td></td> <td></td> </tr> <tr> <td>sufficient (typical for the season) [2]</td> <td></td> <td></td> <td></td> <td></td> <td></td> <td></td> <td></td> <td></td> <td></td> </tr> <tr> <td>too large [3]</td> <td></td> <td></td> <td></td> <td></td> <td></td> <td></td> <td></td> <td></td> <td></td> </tr> <tr> <td>no stock keeping [4]</td> <td></td> <td></td> <td></td> <td></td> <td></td> <td></td> <td></td> <td></td> <td></td> </tr> </table> | too small [1] | | | | | | | | | | sufficient (typical for the season) [2] | | | | | | | | | | too large [3] | | | | | | | | | | no stock keeping [4] | | | | | | | | | |
| too small [1] | | | | | | | | | | | | | | | | | | | | | | | | | | | | | | | | | | | | | | | | |
| sufficient (typical for the season) [2] | | | | | | | | | | | | | | | | | | | | | | | | | | | | | | | | | | | | | | | | |
| too large [3] | | | | | | | | | | | | | | | | | | | | | | | | | | | | | | | | | | | | | | | | |
| no stock keeping [4] | | | | | | | | | | | | | | | | | | | | | | | | | | | | | | | | | | | | | | | | |

Further information

01/2002 and 02/2002
 * "current situation" is replaced by "current situation and tendencies"
 ** "current" added

Timespan of variable

| 1980 | 1981 | 1982 | 1983 | 1984 | 1985 | 1986 | 1987 | 1988 | 1989 |
|-------------|-------------|------|------|------|------|------|------|------|------|
| WEST | | | | | | | | | |
| | | | | | | | | | |
| 1990 | 1991 | 1992 | 1993 | 1994 | 1995 | 1996 | 1997 | 1998 | 1999 |
| WEST | | | | | | | | | |
| | EAST | | | | | | | | |
| | | | | | | | | | |
| 2000 | 2001 | 2002 | 2003 | 2004 | 2005 | 2006 | 2007 | 2008 | 2009 |
| WEST | | | | | | | | | |
| EAST | | | | | | | | | |
| | | | | | | | | | |
| 2010 | 2011 | 2012 | 2013 | 2014 | 2015 | 2016 | 2017 | 2018 | 2019 |
| WEST | | | | | | | | | |
| EAST | | | | | | | | | |

| No. | Name of variable | Label | Survey period | Survey frequency |
|---------|------------------|----------------------------|--|----------------------------------|
| 3.2.22) | bau_equiput2 | equipment utilization in % | West since 01/1991 East since 01/1991 | Monthly survey Monthly survey |

Wording of question

| Further information | | | | | | | | | | | | | | | | | | | | | | | | |
|--|----|----|----|----|----|----|----|----|----|-----|-----------------------|-----------------------|--|--|--|--|--|--|--|--|--|--|--|--|
| <p>From 01/1991 to 11/2001</p> <p>The average utilization of our equipment (customary full utilization = 100%) in the reporting month was about</p> <table border="1"> <tr> <td>30</td><td>40</td><td>50</td><td>60</td><td>70</td><td>75</td><td>80</td><td>85</td><td>90</td><td>95</td><td>100</td><td>more than 100, namely</td> </tr> <tr> <td></td><td></td><td></td><td></td><td></td><td></td><td></td><td></td><td></td><td></td><td></td><td></td> </tr> </table> <p>all equipment*:</p> | 30 | 40 | 50 | 60 | 70 | 75 | 80 | 85 | 90 | 95 | 100 | more than 100, namely | | | | | | | | | | | | |
| 30 | 40 | 50 | 60 | 70 | 75 | 80 | 85 | 90 | 95 | 100 | more than 100, namely | | | | | | | | | | | | | |
| | | | | | | | | | | | | | | | | | | | | | | | | |
| <p>Since 01/2002</p> <p>The average utilization of our machine capacities (customary full utilization = 100%) at last was about</p> <table border="1"> <tr> <td>30</td><td>40</td><td>50</td><td>60</td><td>70</td><td>75</td><td>80</td><td>85</td><td>90</td><td>95</td><td>100</td><td>more than 100, namely</td> </tr> <tr> <td></td><td></td><td></td><td></td><td></td><td></td><td></td><td></td><td></td><td></td><td></td><td></td> </tr> </table> <p>all equipment*:</p> | 30 | 40 | 50 | 60 | 70 | 75 | 80 | 85 | 90 | 95 | 100 | more than 100, namely | | | | | | | | | | | | |
| 30 | 40 | 50 | 60 | 70 | 75 | 80 | 85 | 90 | 95 | 100 | more than 100, namely | | | | | | | | | | | | | |
| | | | | | | | | | | | | | | | | | | | | | | | | |

Further information

* supplement "all equipment" only for main construction works

Timespan of variable

| | | | | | | | | | |
|------|------|------|------|------|------|------|------|------|------|
| 1990 | 1991 | 1992 | 1993 | 1994 | 1995 | 1996 | 1997 | 1998 | 1999 |
| WEST | | | | | | | | | |
| EAST | | | | | | | | | |
| 2000 | 2001 | 2002 | 2003 | 2004 | 2005 | 2006 | 2007 | 2008 | 2009 |
| WEST | | | | | | | | | |
| EAST | | | | | | | | | |
| 2010 | 2011 | 2012 | 2013 | 2014 | 2015 | 2016 | 2017 | 2018 | 2019 |
| WEST | | | | | | | | | |
| EAST | | | | | | | | | |

| No. | Name of variable | Label | Survey period | Survey frequency |
|---------|------------------|---------------------------|---|--|
| 3.2.23) | vg_uticappc | capacity utilisation in % | West from 03/1980 to 09/2001 East from 07/1992 to 07/1993 East from 12/1993 to 09/2001 East and West since 01/2002 | Mrc, Jun, Sep, Dec Mrc, Jul, Oct, Dec Mrc, Jul, Sep, Dec Jan, Apr, Jul, Oct |

Wording of question

From 07/1992 to 09/2001

No questionnaires from East Germany available

Since 03/1980

The utilisation of our production equipment* for producing XY (customary full utilization = 100) currently amounts to

more than 100%

30 40 50 60 70 75 80 85 90 95 100 namely:

Further information

*09/94, 09/95, 09/96, 09/97, 09/98, 09/99, 09/00, 09/01
the question asks for "domestic equipment"

Code in the dataset:
if more than 100%, entry by hand or, if only marked with a cross, [120]

Timespan of variable

| | | | | | | | | | |
|------|------|------|------|------|------|------|------|------|------|
| 1980 | 1981 | 1982 | 1983 | 1984 | 1985 | 1986 | 1987 | 1988 | 1989 |
| WEST | | | | | | | | | |
| | | | | | | | | | |
| 1990 | 1991 | 1992 | 1993 | 1994 | 1995 | 1996 | 1997 | 1998 | 1999 |
| WEST | | | | | | | | | |
| EAST | | | | | | | | | |
| 2000 | 2001 | 2002 | 2003 | 2004 | 2005 | 2006 | 2007 | 2008 | 2009 |
| WEST | | | | | | | | | |
| EAST | | | | | | | | | |
| 2010 | 2011 | 2012 | 2013 | 2014 | 2015 | 2016 | 2017 | 2018 | 2019 |
| WEST | | | | | | | | | |
| EAST | | | | | | | | | |

| No. | Name of variable | Label | Survey period | Survey frequency |
|---------|------------------|--|--|--|
| 3.2.24) | vg_uticappc2 | capacity utilisation in % (end of prev. month) | West from 01/2002 to 01/2008 East from 01/2002 to 01/2008 | Jan, Apr, Jul, Oct Jan, Apr, Jul, Oct |

Wording of question

From 01/2002 to 01/2008

No questionnaires from East Germany available

From 01/2002 to 01/2008

The utilisation of our production equipment* for producing XY (customary full utilization = 100) currently amounts to
In the **past month** it was up to

more than 100%

30 40 50 60 70 75 80 85 90 95 100 namely:

Further information

Remark:
Due to the harmonization of business surveys within the EU there were several modifications with respect to questions and survey frequency in different countries. Due to these evolutions the questions on the capacity utilization would have been changed by about one month. Therefore, from the first quarter in 2002 on the question on capacity utilization was asked twice. It referred both to the current month (uticappc) and to the past month (uticappc2).

Code in the dataset:
if more than 100%, entry by hand or, if only

Timespan of variable

marked with a cross, [120]

| | | | | | | | | | |
|------|------|------|------|------|------|------|------|------|------|
| 1980 | 1981 | 1982 | 1983 | 1984 | 1985 | 1986 | 1987 | 1988 | 1989 |
| 1990 | 1991 | 1992 | 1993 | 1994 | 1995 | 1996 | 1997 | 1998 | 1999 |
| 2000 | 2001 | 2002 | 2003 | 2004 | 2005 | 2006 | 2007 | 2008 | 2009 |
| 2010 | 2011 | 2012 | 2013 | 2014 | 2015 | 2016 | 2017 | 2018 | 2019 |

| No. | Name of variable | Label | Survey period | Survey frequency |
|---------|------------------|-------------|--|----------------------------------|
| 3.2.25) | bau_constrain | constraints | West since 01/1991 East since 01/1991 | Monthly survey Monthly survey |

Wording of question

From 01/1991 to 11/2001

The execution of orders is currently constrained.

yes [1] no [2]

01/2002, 02/2002

The construction activities / execution of orders are currently constrained.

yes [1] no [2]

Since 03/2002

The construction activities / execution of orders were constrained.

yes [1] no [2]

Further information

Timespan of variable

| | | | | | | | | | |
|------|------|------|------|------|------|------|------|------|------|
| 1990 | 1991 | 1992 | 1993 | 1994 | 1995 | 1996 | 1997 | 1998 | 1999 |
| 2000 | 2001 | 2002 | 2003 | 2004 | 2005 | 2006 | 2007 | 2008 | 2009 |
| 2010 | 2011 | 2012 | 2013 | 2014 | 2015 | 2016 | 2017 | 2018 | 2019 |

| No. | Name of variable | Label | Survey period | Survey frequency |
|---------|------------------|----------------------------------|--|--|
| 3.2.26) | dl_constrbus | constraints to business activity | West since 10/2004 East since 10/2004 | Jan, Apr, Jul, Oct Jan, Apr, Jul, Oct |

Wording of question

Since 10/2004

Special question (is asked every 3 months)

Our **domestic business activities** are currently constrained.

[1]yes [2]no

Further information

Timespan of variable

| | | | | | | | | | |
|------|------|------|------|------|------|------|------|------|------|
| 1990 | 1991 | 1992 | 1993 | 1994 | 1995 | 1996 | 1997 | 1998 | 1999 |
| 2000 | 2001 | 2002 | 2003 | 2004 | 2005 | 2006 | 2007 | 2008 | 2009 |
| | | | | WEST | | | | | |
| | | | | EAST | | | | | |
| 2010 | 2011 | 2012 | 2013 | 2014 | 2015 | 2016 | 2017 | 2018 | 2019 |
| WEST | | | | | | | | | |
| EAST | | | | | | | | | |

| No. | Name of variable | Label | Survey period | Survey frequency |
|-----|------------------|-------|---------------|------------------|
|-----|------------------|-------|---------------|------------------|

| | | | | |
|---------|---------------|---------------------------|--|--|
| 3.2.27) | han_constrain | constraints to production | West since 04/2006 East from 01/1991 to 01/2006 East since 04/2006 | Jan, Apr, Jul, Oct Monthly survey Jan, Apr, Jul, Oct |
|---------|---------------|---------------------------|--|--|

Wording of question

| | |
|---|--|
| <p>Since 01/1991</p> <p>Our sales activities are currently constrained.</p> <p>yes [1] <input type="checkbox"/> no [2] <input type="checkbox"/></p> | <p>Further information</p> <p>No data collection in May 1992</p> |
|---|--|

Timespan of variable

| | | | | | | | | | |
|------|------|------|------|------|------|------|------|------|------|
| 1990 | 1991 | 1992 | 1993 | 1994 | 1995 | 1996 | 1997 | 1998 | 1999 |
| EAST | | | | | | | | | |
| 2000 | 2001 | 2002 | 2003 | 2004 | 2005 | 2006 | 2007 | 2008 | 2009 |
| | | | | | | WEST | | | |
| EAST | | | | | | | | | |
| 2010 | 2011 | 2012 | 2013 | 2014 | 2015 | 2016 | 2017 | 2018 | 2019 |
| WEST | | | | | | | | | |
| EAST | | | | | | | | | |

| No. | Name of variable | Label | Survey period | Survey frequency |
|-----|------------------|-------|---------------|------------------|
|-----|------------------|-------|---------------|------------------|

| | | | | |
|---------|--------------|---------------------------|--|--|
| 3.2.28) | vg_constrain | constraints to production | West since 01/1980 East from 01/1991 to 12/2000 East since 01/2001 | Jan, Apr, Jul, Oct Monthly survey Jan, Apr, Jul, Oct |
|---------|--------------|---------------------------|--|--|

Wording of question

| | |
|---|----------------------------|
| <p>From 01/1991 to 10/2001</p> <p>No questionnaires from East Germany available</p> <p>From 01/1980 to 10/2001</p> <p>Our domestic production activities with regard to XY are currently constrained.</p> <p>yes [1] <input type="checkbox"/> no [2] <input type="checkbox"/></p> <p>Since 01/2002</p> <p>Our domestic production activities are currently constrained.</p> <p>yes [1] <input type="checkbox"/> no [2] <input type="checkbox"/></p> | <p>Further information</p> |
|---|----------------------------|

Timespan of variable

| | | | | | | | | | |
|------|------|------|------|------|------|------|------|------|------|
| 1980 | 1981 | 1982 | 1983 | 1984 | 1985 | 1986 | 1987 | 1988 | 1989 |
| WEST | | | | | | | | | |
| 1990 | 1991 | 1992 | 1993 | 1994 | 1995 | 1996 | 1997 | 1998 | 1999 |

| | | | | | | | | | |
|------|------|------|------|------|------|------|------|------|------|
| WEST | | | | | | | | | |
| EAST | | | | | | | | | |
| 2000 | 2001 | 2002 | 2003 | 2004 | 2005 | 2006 | 2007 | 2008 | 2009 |
| WEST | | | | | | | | | |
| EAST | | | | | | | | | |
| 2010 | 2011 | 2012 | 2013 | 2014 | 2015 | 2016 | 2017 | 2018 | 2019 |
| WEST | | | | | | | | | |
| EAST | | | | | | | | | |

| No. | Name of variable | Label | Survey period | Survey frequency |
|---------|------------------|-------------------------------|--|----------------------------------|
| 3.2.29) | bau_mplack | constraints: lack of manpower | West since 01/1991 East since 01/1991 | Monthly survey Monthly survey |

Wording of question

| | |
|---|--|
| <p>Since 01/1991</p> <p>The construction activities / execution of orders are/is currently or were/was constrained* if yes, through:</p> <p>Lack of manpower [1] <input type="text"/></p> | <p>Further information</p> <p>* for the precise wording of the question in each period see 3.2.25) bau_constraints</p> |
|---|--|

Timespan of variable

| | | | | | | | | | |
|------|------|------|------|------|------|------|------|------|------|
| 1990 | 1991 | 1992 | 1993 | 1994 | 1995 | 1996 | 1997 | 1998 | 1999 |
| WEST | | | | | | | | | |
| EAST | | | | | | | | | |
| 2000 | 2001 | 2002 | 2003 | 2004 | 2005 | 2006 | 2007 | 2008 | 2009 |
| WEST | | | | | | | | | |
| EAST | | | | | | | | | |
| 2010 | 2011 | 2012 | 2013 | 2014 | 2015 | 2016 | 2017 | 2018 | 2019 |
| WEST | | | | | | | | | |
| EAST | | | | | | | | | |

| No. | Name of variable | Label | Survey period | Survey frequency |
|---------|------------------|--------------------------------------|--|--|
| 3.2.30) | dl_mplack | constaints by lack of skilled labour | West since 10/2004 East since 10/2004 | Jan, Apr, Jul, Oct Jan, Apr, Jul, Oct |

Wording of question

| | |
|--|----------------------------|
| <p>Since 10/2004</p> <p>Special question (is asked every 3 months)</p> <p>Our domestic business activities are currently constrained.</p> <p><input type="checkbox"/> yes <input checked="" type="checkbox"/> no</p> <p>if yes, by the following factors: (multiple answers possible)</p> <p><input type="checkbox"/> [1] Lack of skilled labour</p> | <p>Further information</p> |
|--|----------------------------|

Timespan of variable

| | | | | | | | | | |
|------|------|------|------|------|------|------|------|------|------|
| 1990 | 1991 | 1992 | 1993 | 1994 | 1995 | 1996 | 1997 | 1998 | 1999 |
| WEST | | | | | | | | | |
| EAST | | | | | | | | | |
| 2000 | 2001 | 2002 | 2003 | 2004 | 2005 | 2006 | 2007 | 2008 | 2009 |
| WEST | | | | | | | | | |
| EAST | | | | | | | | | |
| 2010 | 2011 | 2012 | 2013 | 2014 | 2015 | 2016 | 2017 | 2018 | 2019 |
| WEST | | | | | | | | | |
| EAST | | | | | | | | | |


| No. | Name of variable | Label | Survey period | Survey frequency |
|---------|------------------|------------------|--|--|
| 3.2.31) | han_mplack | lack of manpower | West since 04/2006 East from 01/1991 to 01/2006 East since 04/2006 | Jan, Apr, Jul, Oct Monthly survey Jan, Apr, Jul, Oct |

Wording of question

| Further information |
|--------------------------------|
| No data collection in May 1992 |

| |
|---|
| <p>From 01/1991 to 01/2006</p> <p>Our sales activities are currently constrained.</p> <p>If yes, through</p> <p>Lack of qualified skilled labour [1] <input type="text"/></p> |
| <p>Since 04/2006</p> <p>Our sales activities are currently constrained.</p> <p>If yes, through</p> <p>Lack of skilled labour [1] <input type="text"/></p> |

Timespan of variable



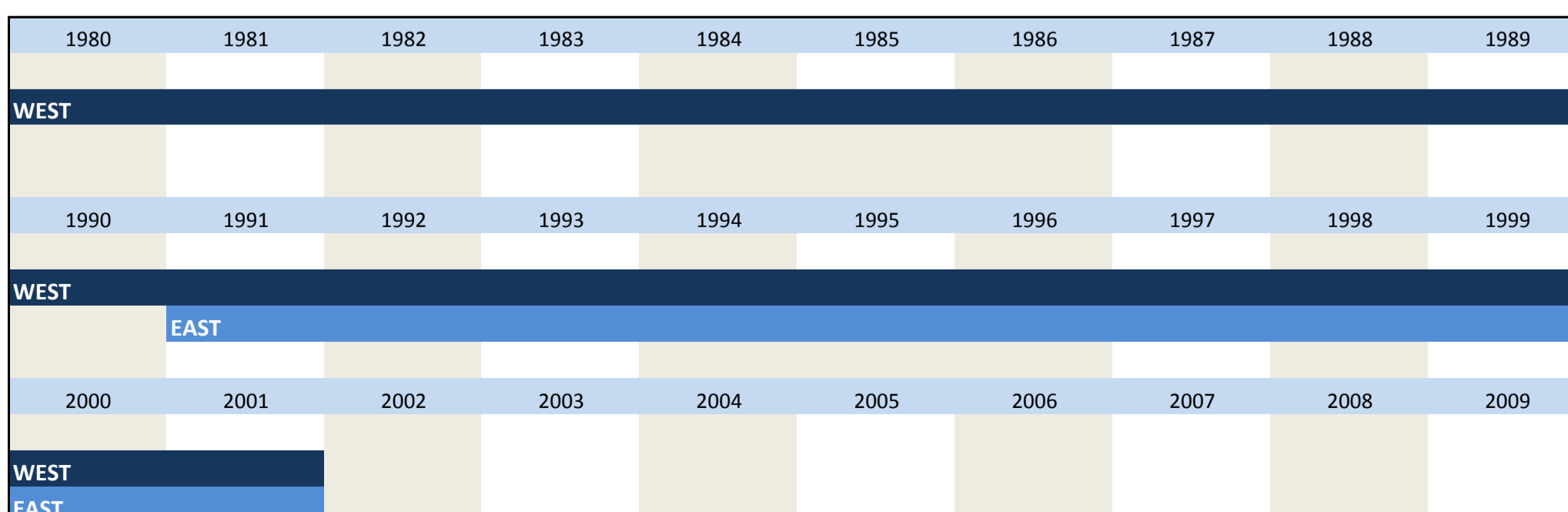
| No. | Name of variable | Label | Survey period | Survey frequency |
|---------|------------------|------------------|--|--|
| 3.2.32) | vg_mplack | lack of manpower | West from 01/1980 to 10/2001 East from 01/1991 to 12/2000 East from 01/2001 to 10/2001 | Jan, Apr, Jul, Oct Monthly survey Jan, Apr, Jul, Oct |

Wording of question

| Further information |
|---------------------|
| |

| |
|---|
| <p>From 01/1991 to 10/2001</p> <p>No questionnaires from East Germany available</p> |
| <p>From 01/1980 to 10/1995</p> <p>Our domestic production activities with regard to XY are currently constrained.</p> <p>If yes, by the following factors:</p> <p>lack of manpower [1] <input type="text"/></p> |
| <p>From 01/1996 to 10/2001</p> <p>Our domestic production activities with regard to XY are currently constrained.</p> <p>If yes, by the following factors:</p> <p>lack of skilled labour [1] <input type="text"/></p> |

Timespan of variable



| | | | | | | | | | |
|------|------|------|------|------|------|------|------|------|------|
| 2010 | 2011 | 2012 | 2013 | 2014 | 2015 | 2016 | 2017 | 2018 | 2019 |
|------|------|------|------|------|------|------|------|------|------|

| No. | Name of variable | Label | Survey period | Survey frequency |
|-----|------------------|-------|---------------|------------------|
|-----|------------------|-------|---------------|------------------|

| | | | | |
|---------|------------------|------------------------|--|----------------------------------|
| 3.2.33) | bau_finan | constraints: financing | West since 01/1991 East since 01/1991 | Monthly survey Monthly survey |
|---------|------------------|------------------------|--|----------------------------------|

Wording of question

| | |
|---|--|
| <p>Since 01/1991</p> <p>The construction activities / execution of orders are/is currently or were/was constrained* if yes, through:</p> <p>insufficient financing [1] <input type="text"/></p> | <p>Further information</p> <p>* for the precise wording of the question in each period see 3.2.25) bau_constraints</p> |
|---|--|

Timespan of variable

| | | | | | | | | | |
|------|------|------|------|------|------|------|------|------|------|
| 1990 | 1991 | 1992 | 1993 | 1994 | 1995 | 1996 | 1997 | 1998 | 1999 |
| WEST | | | | | | | | | |
| EAST | | | | | | | | | |
| 2000 | 2001 | 2002 | 2003 | 2004 | 2005 | 2006 | 2007 | 2008 | 2009 |
| WEST | | | | | | | | | |
| EAST | | | | | | | | | |
| 2010 | 2011 | 2012 | 2013 | 2014 | 2015 | 2016 | 2017 | 2018 | 2019 |
| WEST | | | | | | | | | |
| EAST | | | | | | | | | |

| No. | Name of variable | Label | Survey period | Survey frequency |
|-----|------------------|-------|---------------|------------------|
|-----|------------------|-------|---------------|------------------|

| | | | | |
|---------|-----------------|-------------------------------------|--|--|
| 3.2.34) | dl_finan | constaints by problems of financing | West since 10/2004 East since 10/2004 | Jan, Apr, Jul, Oct Jan, Apr, Jul, Oct |
|---------|-----------------|-------------------------------------|--|--|

Wording of question

| | |
|--|-----------------------------------|
| <p>Since 10/2004</p> <p>Special question (is asked every 3 months)</p> <p>Our domestic business activities are currently constrained.</p> <p><input type="checkbox"/> yes <input checked="" type="checkbox"/> no</p> <p>if yes, by the following factors: (multiple answers possible)</p> <p><input type="checkbox"/> [1] shortages of financing</p> | <p>Further information</p> |
|--|-----------------------------------|

Timespan of variable

| | | | | | | | | | |
|------|------|------|------|------|------|------|------|------|------|
| 1990 | 1991 | 1992 | 1993 | 1994 | 1995 | 1996 | 1997 | 1998 | 1999 |
| WEST | | | | | | | | | |
| EAST | | | | | | | | | |
| 2000 | 2001 | 2002 | 2003 | 2004 | 2005 | 2006 | 2007 | 2008 | 2009 |
| WEST | | | | | | | | | |
| EAST | | | | | | | | | |
| 2010 | 2011 | 2012 | 2013 | 2014 | 2015 | 2016 | 2017 | 2018 | 2019 |
| WEST | | | | | | | | | |
| EAST | | | | | | | | | |


| No. | Name of variable | Label | Survey period | Survey frequency |
|-----|------------------|-------|---------------|------------------|
|-----|------------------|-------|---------------|------------------|

| | | | | |
|---------|-------------------|---------------------------|--|--|
| 3.2.35) | han_diffin | difficulties in financing | West since 04/2006 East from 01/1991 to 01/2006 East since 04/2006 | Jan, Apr, Jul, Oct Monthly survey Jan, Apr, Jul, Oct |
|---------|-------------------|---------------------------|--|--|

Wording of question

| | |
|---|--|
| <p>Since 01/1991</p> <p>Our sales activities are currently constrained. If yes, through</p> <p>difficulties in financing [1] <input type="text"/></p> | <p>Further information</p> <p>No data collection in May 1992</p> |
|---|--|

Timespan of variable




| No. | Name of variable | Label | Survey period | Survey frequency |
|---------|------------------|---------------------------|---|--------------------------------------|
| 3.2.36) | vg_diffin | difficulties of financing | East from 01/1991 to 12/2000 East and West since 01/2002 | Monthly survey Jan, Apr, Jul, Oct |

Wording of question

| | |
|---|----------------------------|
| <p>From 01/1991 to 10/2000</p> <p>No questionnaires from East Germany available</p> <p>Since 01/2002</p> <p>Our domestic production activities are currently constrained. If yes, by the following factors:</p> <p>difficulties in financing [1] <input type="text"/></p> | <p>Further information</p> |
|---|----------------------------|

Timespan of variable



| No. | Name of variable | Label | Survey period | Survey frequency |
|---------|------------------|----------------|--|----------------------------------|
| 3.2.37) | bau_ordlack | lack of orders | West since 01/1996 East since 01/1996 | Monthly survey Monthly survey |

Wording of question

| | |
|---|--|
| <p>Since 01/1996</p> <p>The construction activities / execution of orders are/is currently or were/was constrained* if yes, through:</p> <p>lack of orders [1] <input type="text"/></p> | <p>Further information</p> <p>* for the precise wording of the question in each period see 3.2.25) bau_constraints</p> |
|---|--|

Timespan of variable

| | | | | | | | | | |
|------|------|------|------|------|------|------|------|------|------|
| 1990 | 1991 | 1992 | 1993 | 1994 | 1995 | 1996 | 1997 | 1998 | 1999 |
| | | | | | | WEST | | | |
| | | | | | | EAST | | | |
| 2000 | 2001 | 2002 | 2003 | 2004 | 2005 | 2006 | 2007 | 2008 | 2009 |
| | | | | | | | | | |
| | | | | | | | | | |
| 2010 | 2011 | 2012 | 2013 | 2014 | 2015 | 2016 | 2017 | 2018 | 2019 |
| | | | | | | | | | |
| | | | | | | | | | |
| | | | | | | | | | |

| No. | Name of variable | Label | Survey period | Survey frequency |
|-----|------------------|-------|---------------|------------------|
|-----|------------------|-------|---------------|------------------|

| | | | | |
|---------|------------|------------------------------|--|--|
| 3.2.38) | dl_lackdem | constaints by lack of demand | West since 10/2004 East since 10/2004 | Jan, Apr, Jul, Oct Jan, Apr, Jul, Oct |
|---------|------------|------------------------------|--|--|

Wording of question

| | |
|--|---------------------|
| <p>Since 10/2004</p> <p>Special question (is asked every 3 months)</p> <p>Our domestic business activities are currently constrained.</p> <p><input type="checkbox"/> yes <input checked="" type="checkbox"/> no</p> <p>if yes, by the following factors: (multiple answers possible)</p> <p><input type="checkbox"/> [1] too few orders, lack of demand</p> | Further information |
|--|---------------------|

Timespan of variable

| | | | | | | | | | |
|------|------|------|------|------|------|------|------|------|------|
| 1990 | 1991 | 1992 | 1993 | 1994 | 1995 | 1996 | 1997 | 1998 | 1999 |
| | | | | | | | | | |
| 2000 | 2001 | 2002 | 2003 | 2004 | 2005 | 2006 | 2007 | 2008 | 2009 |
| | | | | | | | | | |
| | | | | | | | | | |
| 2010 | 2011 | 2012 | 2013 | 2014 | 2015 | 2016 | 2017 | 2018 | 2019 |
| | | | | | | | | | |
| | | | | | | | | | |
| | | | | | | | | | |

| No. | Name of variable | Label | Survey period | Survey frequency |
|-----|------------------|-------|---------------|------------------|
|-----|------------------|-------|---------------|------------------|

| | | | | |
|---------|-------------|-------------|--|--|
| 3.2.39) | han_weakdem | weak demand | West since 04/2006 East since 04/2006 | Jan, Apr, Jul, Oct Jan, Apr, Jul, Oct |
|---------|-------------|-------------|--|--|

Wording of question

| | |
|---|--------------------------------|
| <p>Since 01/1991</p> <p>Our sales acitivities are currently constrained.</p> <p>if yes, through</p> <p>weak demand [1] <input type="checkbox"/></p> | Further information |
| | No data collection in May 1992 |

Timespan of variable

| | | | | | | | | | |
|------|------|------|------|------|------|------|------|------|------|
| 1990 | 1991 | 1992 | 1993 | 1994 | 1995 | 1996 | 1997 | 1998 | 1999 |
| | | | | | | | | | |
| 2000 | 2001 | 2002 | 2003 | 2004 | 2005 | 2006 | 2007 | 2008 | 2009 |
| | | | | | | | | | |
| | | | | | | | | | |
| 2010 | 2011 | 2012 | 2013 | 2014 | 2015 | 2016 | 2017 | 2018 | 2019 |
| | | | | | | | | | |
| | | | | | | | | | |
| | | | | | | | | | |

| | | | | | | | | | |
|------|--|--|--|--|--|--|--|--|--|
| WEST | | | | | | | | | |
| EAST | | | | | | | | | |

| No. | Name of variable | Label | Survey period | Survey frequency |
|-----|------------------|-------|---------------|------------------|
|-----|------------------|-------|---------------|------------------|

| | | | | |
|---------|------------|----------------|--|--|
| 3.2.40) | vg_ordlack | lack of orders | West since 01/1980 East from 01/1991 to 12/2000 East since 01/2001 | Jan, Apr, Jul, Oct Monthly survey Jan, Apr, Jul, Oct |
|---------|------------|----------------|--|--|

Wording of question

| | |
|--|---|
| <p>From 01/1991 to 10/2001</p> <p>No questionnaires from East Germany available</p> <p>From 01/1980 to 10/2001</p> <p>Our domestic production activities with regard to XY are currently constrained. If yes, by the following factors:</p> <p>lack of orders* [1] <input type="text"/></p> <p>Since 01/2002</p> <p>Our domestic production activities are currently constrained. If yes, by the following factors:</p> <p>lack of orders [1] <input type="text"/></p> | <p>Further information</p> <p>Following information is taken from the previous variable list</p> <p>*East from 01/1991 to 12/2000 "too few orders" was replaced by "sales difficulties"</p> |
|--|---|

Timespan of variable

| | | | | | | | | | |
|-------------|-------------|------|------|------|------|------|------|------|------|
| 1980 | 1981 | 1982 | 1983 | 1984 | 1985 | 1986 | 1987 | 1988 | 1989 |
| WEST | | | | | | | | | |
| 1990 | 1991 | 1992 | 1993 | 1994 | 1995 | 1996 | 1997 | 1998 | 1999 |
| WEST | | | | | | | | | |
| | EAST | | | | | | | | |
| 2000 | 2001 | 2002 | 2003 | 2004 | 2005 | 2006 | 2007 | 2008 | 2009 |
| WEST | | | | | | | | | |
| EAST | | | | | | | | | |
| 2010 | 2011 | 2012 | 2013 | 2014 | 2015 | 2016 | 2017 | 2018 | 2019 |
| WEST | | | | | | | | | |
| EAST | | | | | | | | | |

| No. | Name of variable | Label | Survey period | Survey frequency |
|-----|------------------|-------|---------------|------------------|
|-----|------------------|-------|---------------|------------------|

| | | | | |
|---------|-------------|---|--|--|
| 3.2.41) | dl_lackroom | constaints by lack of room/business equipment | West since 10/2004 East since 10/2004 | Jan, Apr, Jul, Oct Jan, Apr, Jul, Oct |
|---------|-------------|---|--|--|

Wording of question

| | |
|---|-----------------------------------|
| <p>Since 10/2004</p> <p>Special question (is asked every 3 months)</p> <p>Our domestic business activities are currently constrained.</p> <p><input type="text"/> yes <input checked="" type="checkbox"/> no</p> <p>if yes, by the following factors: (multiple answers possible)</p> <p><input type="text"/> [1] lack of room / business equipment</p> | <p>Further information</p> |
|---|-----------------------------------|

Timespan of variable

| | | | | | | | | | |
|-------------|------|------|------|------|------|------|------|------|------|
| 1990 | 1991 | 1992 | 1993 | 1994 | 1995 | 1996 | 1997 | 1998 | 1999 |
| 2000 | 2001 | 2002 | 2003 | 2004 | 2005 | 2006 | 2007 | 2008 | 2009 |
| WEST | | | | | | | | | |

| | | | | | | | | | | | |
|------|------|------|------|------|------|------|------|------|------|--|--|
| | | | | | EAST | | | | | | |
| 2010 | 2011 | 2012 | 2013 | 2014 | 2015 | 2016 | 2017 | 2018 | 2019 | | |
| WEST | | | | | | | | | | | |
| EAST | | | | | | | | | | | |

| No. | Name of variable | Label | Survey period | Survey frequency |
|-----|------------------|-------|---------------|------------------|
|-----|------------------|-------|---------------|------------------|

| | | | | |
|---------|------------|--------------------------|--|--|
| 3.2.42) | han_sclack | lack of spacial capacity | West since 04/2006 East from 01/1991 to 01/2006 East since 04/2006 | Jan, Apr, Jul, Oct Monthly survey Jan, Apr, Jul, Oct |
|---------|------------|--------------------------|--|--|

Wording of question

| | |
|--|--|
| <p>Since 01/1991</p> <p>Our sales activities are currently constrained. If yes, through</p> <p>Lack of proper spaces / industrial real estate [1] <input type="text"/></p> | <p>Further information</p> <p>No data collection in May 1992</p> |
|--|--|

Timespan of variable

| | | | | | | | | | | |
|------|------|------|------|------|------|------|------|------|------|--|
| 1990 | 1991 | 1992 | 1993 | 1994 | 1995 | 1996 | 1997 | 1998 | 1999 | |
| EAST | | | | | | | | | | |
| 2000 | 2001 | 2002 | 2003 | 2004 | 2005 | 2006 | 2007 | 2008 | 2009 | |
| WEST | | | | | | | | | | |
| EAST | | | | | | | | | | |
| 2010 | 2011 | 2012 | 2013 | 2014 | 2015 | 2016 | 2017 | 2018 | 2019 | |
| WEST | | | | | | | | | | |
| EAST | | | | | | | | | | |

| No. | Name of variable | Label | Survey period | Survey frequency |
|-----|------------------|-------|---------------|------------------|
|-----|------------------|-------|---------------|------------------|

| | | | | |
|---------|------------|--|--|--|
| 3.2.43) | dl_lacktec | constaints by lack of technical capacities | West since 10/2004 East since 10/2004 | Jan, Apr, Jul, Oct Jan, Apr, Jul, Oct |
|---------|------------|--|--|--|

Wording of question

| | |
|---|----------------------------|
| <p>Since 10/2004</p> <p>Special question (is asked every 3 months)</p> <p>Our domestic business activities are currently constrained.</p> <p><input type="checkbox"/> yes <input checked="" type="checkbox"/> no</p> <p>if yes, by the following factors: (multiple answers possible)</p> <p><input type="checkbox"/> [1] too little technical capacities</p> | <p>Further information</p> |
|---|----------------------------|

Timespan of variable

| | | | | | | | | | | |
|------|------|------|------|------|------|------|------|------|------|--|
| 1990 | 1991 | 1992 | 1993 | 1994 | 1995 | 1996 | 1997 | 1998 | 1999 | |
| | | | | | | | | | | |
| 2000 | 2001 | 2002 | 2003 | 2004 | 2005 | 2006 | 2007 | 2008 | 2009 | |
| WEST | | | | | | | | | | |
| EAST | | | | | | | | | | |
| 2010 | 2011 | 2012 | 2013 | 2014 | 2015 | 2016 | 2017 | 2018 | 2019 | |
| WEST | | | | | | | | | | |
| EAST | | | | | | | | | | |

| No. | Name of variable | Label | Survey period | Survey frequency |
|-----|------------------|-------|---------------|------------------|
|-----|------------------|-------|---------------|------------------|

| | | | | |
|---------|-----------|-----------|--------------------|--------------------|
| 3.2.44) | han equip | equipment | West since 04/2006 | Jan, Apr, Jul, Oct |
|---------|-----------|-----------|--------------------|--------------------|

East from 01/1991 to 01/2006
East since 04/2006

Monthly survey
Jan, Apr, Jul, Oct

Wording of question

| | |
|---|--|
| <p>Since 01/1991</p> <p>Our sales activities are currently constrained. If yes, through</p> <p>insufficient equipment, motor vehicles etc. [1] <input type="text"/></p> | <p>Further information</p> <p>No data collection in May 1992</p> |
|---|--|

Timespan of variable

| | | | | | | | | | |
|------|------|------|------|------|------|------|------|------|------|
| 1990 | 1991 | 1992 | 1993 | 1994 | 1995 | 1996 | 1997 | 1998 | 1999 |
| EAST | | | | | | | | | |
| 2000 | 2001 | 2002 | 2003 | 2004 | 2005 | 2006 | 2007 | 2008 | 2009 |
| WEST | | | | | | | | | |
| EAST | | | | | | | | | |
| 2010 | 2011 | 2012 | 2013 | 2014 | 2015 | 2016 | 2017 | 2018 | 2019 |
| WEST | | | | | | | | | |
| EAST | | | | | | | | | |

| No. | Name of variable | Label | Survey period | Survey frequency |
|---------|------------------|--------------------|--|--|
| 3.2.45) | vg_techcap | technical capacity | West since 01/1980 East from 01/1991 to 12/2000 East since 01/2001 | Jan, Apr, Jul, Oct Monthly survey Jan, Apr, Jul, Oct |

Wording of question

| | |
|--|---|
| <p>From 01/1991 to 10/2001</p> <p>No questionnaires from East Germany available</p> <p>From 01/1980 to 10/2001</p> <p>Our domestic production activities with regard to XY are currently constrained. If yes, by the following factors:</p> <p>insufficient technical capacities* [1] <input type="text"/></p> <p>Since 01/2002</p> <p>Our domestic production activities are currently constrained. If yes, by the following factors:</p> <p>insufficient technical capacities [1] <input type="text"/></p> | <p>Further information</p> <p>Following information is taken from the previous variable list</p> <p>*East from 01/1991 to 12/2000 "insufficient technical capacity" was replaced by "insufficient technical equipment"</p> |
|--|---|

Timespan of variable

| | | | | | | | | | |
|------|------|------|------|------|------|------|------|------|------|
| 1980 | 1981 | 1982 | 1983 | 1984 | 1985 | 1986 | 1987 | 1988 | 1989 |
| WEST | | | | | | | | | |
| 1990 | 1991 | 1992 | 1993 | 1994 | 1995 | 1996 | 1997 | 1998 | 1999 |
| WEST | | | | | | | | | |
| EAST | | | | | | | | | |
| 2000 | 2001 | 2002 | 2003 | 2004 | 2005 | 2006 | 2007 | 2008 | 2009 |
| WEST | | | | | | | | | |
| EAST | | | | | | | | | |
| 2010 | 2011 | 2012 | 2013 | 2014 | 2015 | 2016 | 2017 | 2018 | 2019 |
| WEST | | | | | | | | | |
| EAST | | | | | | | | | |

| No. | Name of variable | Label | Survey period | Survey frequency |
|---------|------------------|---------------------------------|--------------------|------------------|
| 3.2.46) | bau_weathcon | constraints: weather conditions | West since 01/1991 | Monthly survey |

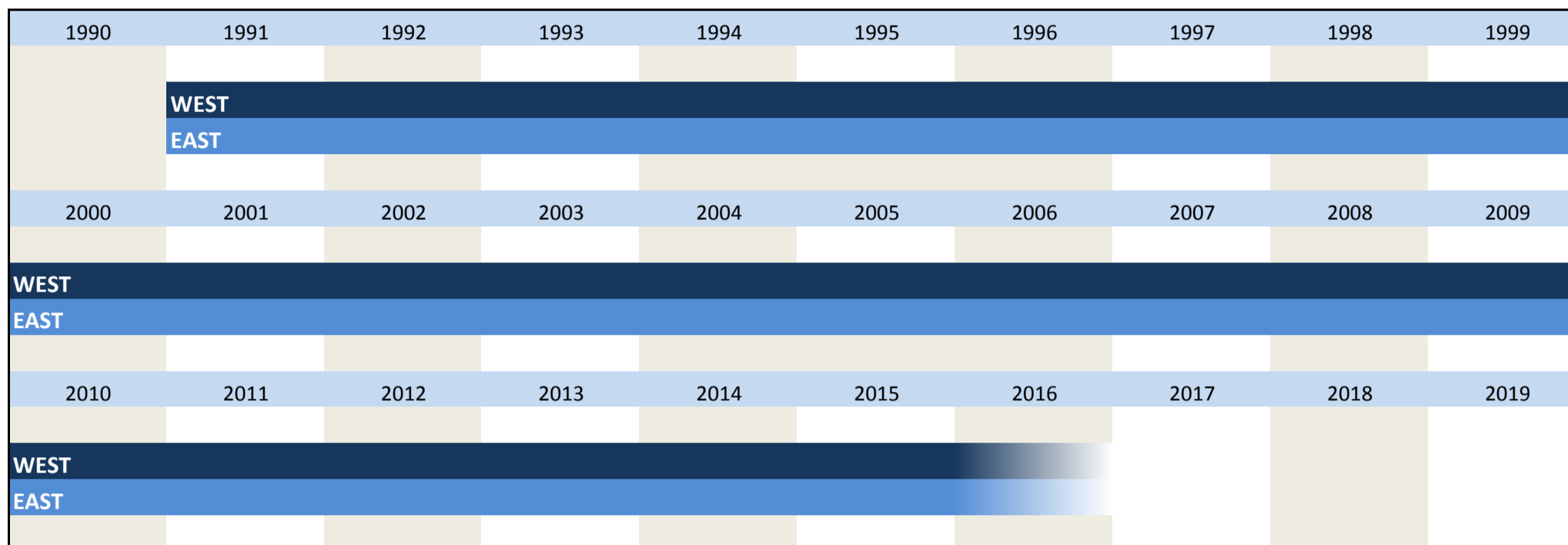
East since 01/1991

Monthly survey

Wording of question

| | |
|---|--|
| <p>Since 01/1991</p> <p>The construction activities / execution of orders are/is currently or were/was constrained*</p> <p>if yes, through:</p> <p style="text-align: center;">unfavourable weather conditions [1] <input type="text"/></p> | <p>Further information</p> <p>* for the precise wording of the question in each period see 3.2.25) bau_constraints</p> |
|---|--|

Timespan of variable



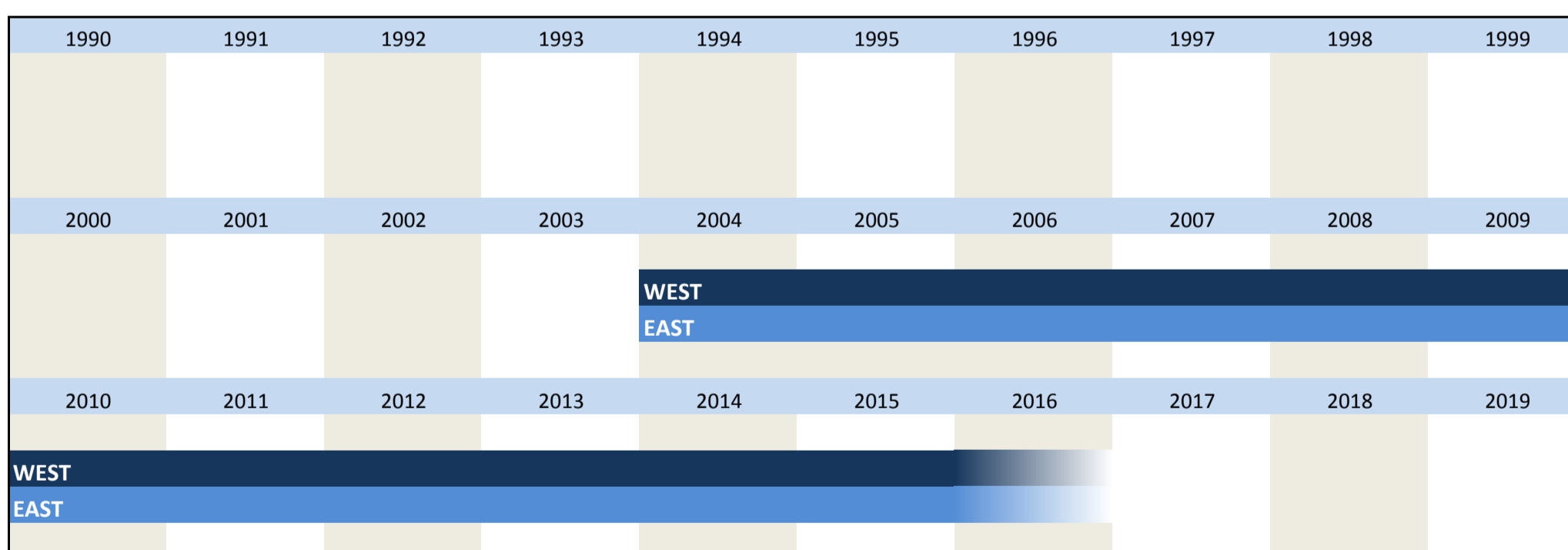
| No. | Name of variable | Label | Survey period | Survey frequency |
|-----|------------------|-------|---------------|------------------|
|-----|------------------|-------|---------------|------------------|

| | | | | |
|---------|------------|----------------------------------|--|--|
| 3.2.47) | dl_weather | constaints by weather conditions | West since 10/2004 East since 10/2004 | Jan, Apr, Jul, Oct Jan, Apr, Jul, Oct |
|---------|------------|----------------------------------|--|--|

Wording of question

| | |
|--|----------------------------|
| <p>Since 10/2004</p> <p>Special question (is asked every 3 months)</p> <p>Our domestic business activities are currently constrained.</p> <p style="text-align: center;"> <input type="checkbox"/> yes <input checked="" type="checkbox"/> no </p> <p>if yes, by the following factors: (multiple answers possible)</p> <p style="text-align: center;"><input type="checkbox"/> [1] unfavourable weather conditions</p> | <p>Further information</p> |
|--|----------------------------|

Timespan of variable



| No. | Name of variable | Label | Survey period | Survey frequency |
|-----|------------------|-------|---------------|------------------|
|-----|------------------|-------|---------------|------------------|

| | | | | |
|---------|-------------|----------------------|--|--|
| 3.2.48) | han_weather | unfavourable weather | West since 04/2006 East from 01/1991 to 01/2006 East since 04/2006 | Jan, Apr, Jul, Oct Monthly survey Jan, Apr, Jul, Oct |
|---------|-------------|----------------------|--|--|

Wording of question

| | |
|--|--|
| <p>Since 02/1994</p> <p>Our sales activities are currently constrained.</p> <p>if yes, through</p> <p style="text-align: center;">unfavourable weather conditions [1] <input type="text"/></p> | <p>Further information</p> <p>No data collection in May 1992</p> |
|--|--|

Timespan of variable

| | | | | | | | | | |
|------|------|------|------|------|------|------|------|------|------|
| 1990 | 1991 | 1992 | 1993 | 1994 | 1995 | 1996 | 1997 | 1998 | 1999 |
| | | | | EAST | | | | | |
| 2000 | 2001 | 2002 | 2003 | 2004 | 2005 | 2006 | 2007 | 2008 | 2009 |
| | | | | | WEST | | | | |
| EAST | | | | | | | | | |
| 2010 | 2011 | 2012 | 2013 | 2014 | 2015 | 2016 | 2017 | 2018 | 2019 |
| WEST | | | | | | | | | |
| EAST | | | | | | | | | |

| No. | Name of variable | Label | Survey period | Survey frequency |
|---------|------------------|--------------------|------------------------------|------------------|
| 3.2.49) | vg_weather | weather conditions | East from 02/1994 to 06/2000 | Monthly survey |

Wording of question

| | |
|---|---|
| <p>From 02/1994 to 06/2000</p> <p>No questionnaires from East Germany available</p> <p>From 02/1994 to 06/2000*</p> <p>Our domestic production activities with regard to XY are currently constrained. If yes, by the following factors:</p> <p>unfavourable weather conditions [1] <input type="text"/></p> | <p>Further information</p> <p>* The wording is taken from the previous variable list. Furthermore the variable does not contain any values from 01/1999 on.</p> |
|---|---|

Timespan of variable

| | | | | | | | | | |
|------|------|------|------|------|------|------|------|------|------|
| 1980 | 1981 | 1982 | 1983 | 1984 | 1985 | 1986 | 1987 | 1988 | 1989 |
| | | | | EAST | | | | | |
| 1990 | 1991 | 1992 | 1993 | 1994 | 1995 | 1996 | 1997 | 1998 | 1999 |
| | | | | | | | | | |
| 2000 | 2001 | 2002 | 2003 | 2004 | 2005 | 2006 | 2007 | 2008 | 2009 |
| EAST | | | | | | | | | |
| 2010 | 2011 | 2012 | 2013 | 2014 | 2015 | 2016 | 2017 | 2018 | 2019 |

| No. | Name of variable | Label | Survey period | Survey frequency |
|---------|------------------|----------------------------|--|----------------------------------|
| 3.2.50) | bau_othrea | constraints: other reasons | West since 01/1991 East since 01/1991 | Monthly survey Monthly survey |

Wording of question

| | |
|--|--|
| <p>Since 01/1991</p> <p>The construction activities / execution of orders are/is currently or were/was constrained* if yes, through:</p> <p>other reasons, namely** <input type="text"/></p> | <p>Further information</p> <p>* for the precise wording of the question in each period see 3.2.25) bau_constraints</p> <p>** "namely" added since 01/2002</p> |
|--|--|

Timespan of variable

| | | | | | | | | | |
|------|------|------|------|------|------|------|------|------|------|
| 1990 | 1991 | 1992 | 1993 | 1994 | 1995 | 1996 | 1997 | 1998 | 1999 |
| | | | | WEST | | | | | |
| | | | | EAST | | | | | |
| 2000 | 2001 | 2002 | 2003 | 2004 | 2005 | 2006 | 2007 | 2008 | 2009 |
| WEST | | | | | | | | | |

| | | | | | | | | | |
|------|------|------|------|------|------|------|------|------|------|
| EAST | | | | | | | | | |
| 2010 | 2011 | 2012 | 2013 | 2014 | 2015 | 2016 | 2017 | 2018 | 2019 |
| WEST | | | | | | | | | |
| EAST | | | | | | | | | |

| No. | Name of variable | Label | Survey period | Survey frequency |
|---------|------------------|-----------------------------|--|--|
| 3.2.51) | dl_othrea | constaints by other reasons | West since 10/2004 East since 10/2004 | Jan, Apr, Jul, Oct Jan, Apr, Jul, Oct |

Wording of question

| | |
|---|---------------------|
| <p>Since 10/2004</p> <p>Special question (is asked every 3 months)</p> <p>Our domestic business activities are currently constrained.</p> <p><input type="checkbox"/> yes <input checked="" type="checkbox"/> no</p> <p>if yes, by the following factors: (multiple answers possible)</p> <p><input type="text"/> [1] other reasons _____</p> | Further information |
|---|---------------------|

Timespan of variable

| | | | | | | | | | |
|------|------|------|------|------|------|------|------|------|------|
| 1990 | 1991 | 1992 | 1993 | 1994 | 1995 | 1996 | 1997 | 1998 | 1999 |
| 2000 | 2001 | 2002 | 2003 | 2004 | 2005 | 2006 | 2007 | 2008 | 2009 |
| | | | | WEST | | | | | |
| | | | | EAST | | | | | |
| 2010 | 2011 | 2012 | 2013 | 2014 | 2015 | 2016 | 2017 | 2018 | 2019 |
| WEST | | | | | | | | | |
| EAST | | | | | | | | | |

| No. | Name of variable | Label | Survey period | Survey frequency |
|---------|------------------|---------------|--|--|
| 3.2.52) | han_othrea | other reasons | West since 04/2006 East from 01/1991 to 01/2006 East since 04/2006 | Jan, Apr, Jul, Oct Monthly survey Jan, Apr, Jul, Oct |

Wording of question

| | |
|--|--------------------------------|
| <p>Since 01/1991</p> <p>Our sales acitivities are currently constrained.</p> <p>If yes, through</p> <p>other reasons, namely [1] <input type="text"/></p> | Further information |
| | No data collection in May 1992 |

Timespan of variable

| | | | | | | | | | |
|------|------|------|------|------|------|------|------|------|------|
| 1990 | 1991 | 1992 | 1993 | 1994 | 1995 | 1996 | 1997 | 1998 | 1999 |
| | EAST | | | | | | | | |
| 2000 | 2001 | 2002 | 2003 | 2004 | 2005 | 2006 | 2007 | 2008 | 2009 |
| | | | | | | WEST | | | |
| EAST | | | | | | | | | |
| 2010 | 2011 | 2012 | 2013 | 2014 | 2015 | 2016 | 2017 | 2018 | 2019 |
| WEST | | | | | | | | | |
| EAST | | | | | | | | | |

| No. | Name of variable | Label | Survey period | Survey frequency |
|-----|------------------|-------|---------------|------------------|
|-----|------------------|-------|---------------|------------------|

3.2.53) **vg_othrea** other reasons


West since 01/1996
East from 01/1991 to 12/2000
East since 01/2001

Jan, Apr, Jul, Oct
Monthly survey
Jan, Apr, Jul, Oct

Wording of question

| Further information |
|---|
| <p>From 01/1991 to 10/2001</p> <p>No questionnaires from East Germany available</p> |
| <p>From 01/1996 to 10/2001</p> <p>Our domestic production activities with regard to XY are currently constrained. If yes, by the following factors:</p> <p style="text-align: center;">other factors [1] <input type="text"/></p> |
| <p>Since 01/2002</p> <p>Our domestic production activities are currently constrained. If yes, by the following factors:</p> <p style="text-align: center;">other factors [1] <input type="text"/></p> |

Timespan of variable



| No. | Name of variable | Label | Survey period | Survey frequency |
|-----|------------------|-------|---------------|------------------|
|-----|------------------|-------|---------------|------------------|

3.2.54) **bau_matlack** constraints: lack of material

West since 01/1991
East since 01/1991


Monthly survey
Monthly survey

Wording of question

| Further information |
|--|
| <p>Since 01/1991</p> <p>The construction activities / execution of orders are/is currently or were/was constrained* if yes, through:</p> <p style="text-align: center;">Lack of material [1] <input type="text"/></p> |

* for the precise wording of the question in each period see 3.2.25) **bau_constraints**

Timespan of variable



| No. | Name of variable | Label | Survey period | Survey frequency |
|-----|------------------|-------|---------------|------------------|
|-----|------------------|-------|---------------|------------------|

3.2.55) **han_diffsup** difficulties of supply

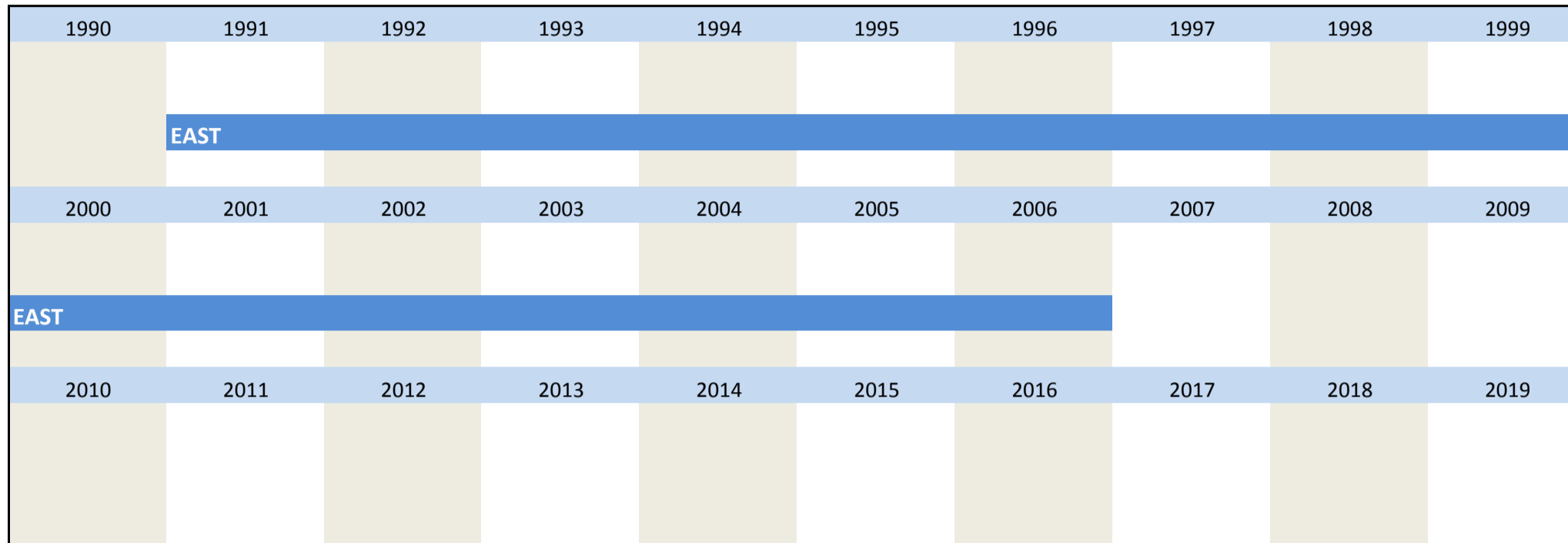
East from 01/1991 to 01/2006

Monthly survey

Wording of question

| | |
|--|---|
| <p>Since 01/1991</p> <p>Our sales activities are currently constrained.</p> <p>If yes, through</p> <p>difficulties in supply, namely [1] <input type="text"/></p> | <p>Further information</p> <p>No data collection in May 1992</p> |
|--|---|

Timespan of variable



| No. | Name of variable | Label | Survey period | Survey frequency |
|-----|------------------|-------|---------------|------------------|
|-----|------------------|-------|---------------|------------------|

3.2.56) **vg_matlack** lack of material

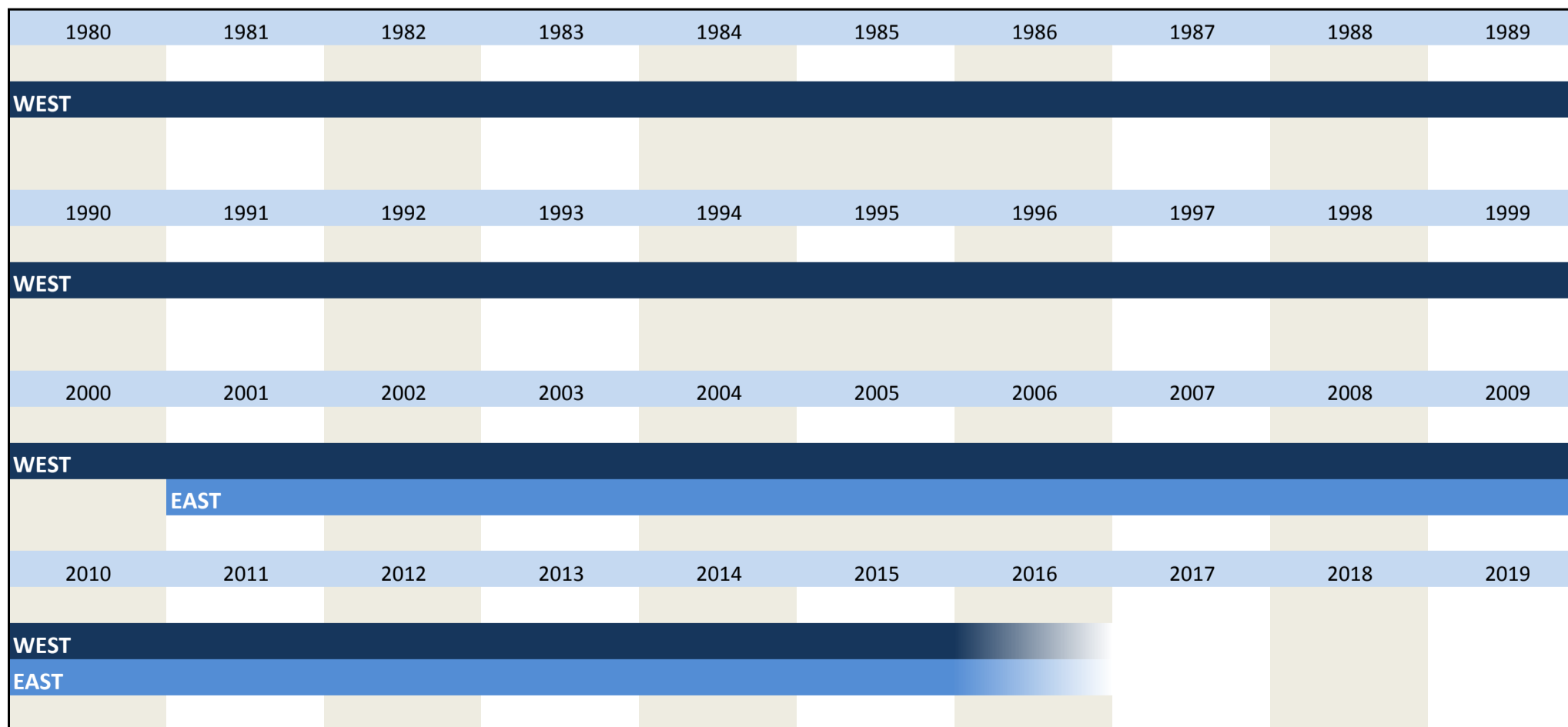
West since 01/1980
East since 01/2001

Jan, Apr, Jul, Oct
Jan, Apr, Jul, Oct

Wording of question

| | |
|--|--|
| <p>From 01/1991 to 10/2001</p> <p>No questionnaires from East Germany available</p> | |
| <p>From 01/1980 to 10/2001</p> <p>Our domestic production activities with regard to XY are currently constrained.</p> <p>If yes, by the following factors:</p> <p>Lack of raw resp. primary materials [1] <input type="text"/></p> | |
| <p>Since 01/2002</p> <p>Our domestic production activities are currently constrained.</p> <p>If yes, by the following factors:</p> <p>Lack of raw resp. primary materials [1] <input type="text"/></p> | |

Timespan of variable



| No. | Name of variable | Label | Survey period | Survey frequency |
|-----|------------------|-------|---------------|------------------|
|-----|------------------|-------|---------------|------------------|

3.2.57) **bau_emp** employees

East from 12/1995 to 04/2001

Monthly survey

Wording of question

| | |
|---|--|
| <p>From 12/1995 to 04/2001</p> <p>Employees In 19/20WW* the total number of our employees was on average _____</p> | <p>Further information</p> <p>* "19WW" refers to the current year</p> <p>Example: If the question was asked in December 1998, "19WW" meant "1998".</p> |
| <p>Timespan of variable</p> | |

| No. | Name of variable | Label | Survey period | Survey frequency |
|---------|------------------|----------------------|---|--|
| 3.2.58) | bau_empl | employees altogether | West since 12/2002 East from 12/2002 | Annual survey, December** Annual survey, December** |

Wording of question

| | |
|--|--|
| <p>Since 12/2002</p> <p>Employees In 20WW* the total number of our employees was on average _____</p> | <p>Further information</p> <p>* "20WW" refers to the current year</p> <p>Example: If the question was asked in December 2003, "20WW" meant "2003".</p> <p>** the data is collected annually in December, but appears in data set monthly since 06/2009. The data then refers to the last December available.</p> |
| <p>Timespan of variable</p> | |

| No. | Name of variable | Label | Survey period | Survey frequency |
|---------|----------------------|---------------------------|--|----------------------------------|
| 3.2.59) | dl_employlast | employees last 2-3 months | West since 10/2004 East since 10/2004 | Monthly survey Monthly survey |

Wording of question

| | | | | | | | |
|--|-----------------|---------------|--|-----------------|--|---------------|-----------------------------------|
| <p>Since 10/2004</p> <p>Information about your own business (inland) Current situation (appraisal and developments)</p> <p>During the last (2-3) months the number of our employees has</p> <table border="1" style="margin-left: 20px;"> <tr> <td style="width: 30px; height: 15px;"></td> <td>[1] increased</td> </tr> <tr> <td style="width: 30px; height: 15px;"></td> <td>[2] not changed</td> </tr> <tr> <td style="width: 30px; height: 15px;"></td> <td>[3] decreased</td> </tr> </table> | | [1] increased | | [2] not changed | | [3] decreased | <p>Further information</p> |
| | [1] increased | | | | | | |
| | [2] not changed | | | | | | |
| | [3] decreased | | | | | | |
| <p>Timespan of variable</p> | | | | | | | |

| | | | | | | | | | |
|------|------|------|------|------|------|------|------|------|------|
| 2000 | 2001 | 2002 | 2003 | 2004 | 2005 | 2006 | 2007 | 2008 | 2009 |
| | | | | WEST | | | | | |
| | | | | EAST | | | | | |
| 2010 | 2011 | 2012 | 2013 | 2014 | 2015 | 2016 | 2017 | 2018 | 2019 |
| | | | | | | | | | |
| WEST | | | | | | | | | |
| EAST | | | | | | | | | |

| No. | Name of variable | Label | Survey period | Survey frequency |
|---------|------------------|-----------|--|---|
| 3.2.60) | han_empl | employees | West from 10/2001 to 10/2005 West since 02/2006 East from 10/2000 to 10/2005 East since 02/2006 | Annual survey, Oct Annual survey, Nov** Annual survey, Oct* Annual survey, Nov** |

Wording of question

Since 10/2000

The number of employees (incl. assisting family members, trainees and temporary employees)***:

In our company we employ ca. persons.

Further information

*East 2001: Monthly survey

**Since 02/2006

The data is collected annually, but appears monthly in each data set. Every month the annually collected data is manually added to the data set. The data from the recent survey is usually added 2-3 months after the survey's completion.

Timespan of variable

| | | | | | | | | | |
|------|------|------|------|------|------|------|------|------|------|
| 1990 | 1991 | 1992 | 1993 | 1994 | 1995 | 1996 | 1997 | 1998 | 1999 |
| | | | | | | | | | |
| 2000 | 2001 | 2002 | 2003 | 2004 | 2005 | 2006 | 2007 | 2008 | 2009 |
| | | | | | | | | | |
| | | | | WEST | | | | | |
| | | | | EAST | | | | | |
| 2010 | 2011 | 2012 | 2013 | 2014 | 2015 | 2016 | 2017 | 2018 | 2019 |
| | | | | | | | | | |
| WEST | | | | | | | | | |
| EAST | | | | | | | | | |

Example:
For November and December 2007 the variable **empl** contains the data that was collected in November 2006. Since January 2008 the variable **empl** contains the data that was collected in November 2007.

***East from 07/1998 to 01/2006 state at the end of the reporting month

| No. | Name | Label | Survey period | Survey frequency |
|---------|-----------|-----------|---|---|
| 3.2.61) | vg_emppro | employees | West 01/1991 to 10/2001 East 01/1991 to 06/2001 East and West since 11/2001 | annual survey* monthly survey annual survey** |

Wording of question

01/1991 to 11/2001

No questionnaires for the East available

10/1991 to 10/1997

Number of employees
State: End [month] [year]***

In the whole company (domestic companies only) we occupy
..... persons

since 10/1998

Number of employees
In the whole company (domestic companies only) we occupy
..... persons

Further information

persons occupied in the company

*1991 - 2000: inquiry in October
1994: no inquiry
**annual survey in November

Note West:
The data is only inquired annually but appears in the datasets monthly. This is due to the fact, that every month the data of the annual survey is transferred manually. The data of the current survey is normally transferred 2-3 months after the survey

Example:
For November, December 2002 the variable emppro contains the value of the survey from November 2001. Since January 2003 the variable emppro contains the value of the survey from Nov 02

Time span of variable

| | | | | | | | | | |
|------|------|------|------|------|------|------|------|------|------|
| 1980 | 1981 | 1982 | 1983 | 1984 | 1985 | 1986 | 1987 | 1988 | 1989 |
| | | | | | | | | | |
| 1990 | 1991 | 1992 | 1993 | 1994 | 1995 | 1996 | 1997 | 1998 | 1999 |
| | | | | | | | | | |
| | | | | WEST | | | | | |

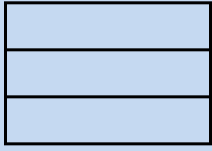
***West 01/1994 to 10/1997 month and year of the previous reporting interval

Example 10/1995:
"State: End of September 1995"
East 01/1994 to 06/2000
"State: End of month under reports"

| | | | | | | | | | | |
|--|------|------|------|------|------|------|------|------|------|------|
| | EAST | | | | | | | | | |
| | 2000 | 2001 | 2002 | 2003 | 2004 | 2005 | 2006 | 2007 | 2008 | 2009 |
| | WEST | | | | | | | | | |
| | EAST | | | | | | | | | |
| | 2010 | 2011 | 2012 | 2013 | 2014 | 2015 | 2016 | 2017 | 2018 | 2019 |
| | WEST | | | | | | | | | |
| | EAST | | | | | | | | | |

| No. | Name of variable | Label | Survey period | Survey frequency |
|---------|------------------|-------------------|---|---|
| 3.2.62) | bau_credit | credit allocation | East and West from 08/2003 to 08/2004 East and West from 03/2005 to 08/2008 East and West since 11/2008 | Annual survey, August March , August Monthly survey |

Wording of question


| | |
|--|--|
| <p>Since 08/2003</p> <p>How do you evaluate the current willingness of banks to grant loans to businesses?</p> <p>accomodating [1]</p> <p>normal [2]</p> <p>reserved [3]</p>  | <p>Further information</p> <p>*in 2003: June, August</p> |
|--|--|

Timespan of variable

| | | | | | | | | | | |
|--|------|------|------|------|------|------|------|------|------|------|
| | 1990 | 1991 | 1992 | 1993 | 1994 | 1995 | 1996 | 1997 | 1998 | 1999 |
| | 2000 | 2001 | 2002 | 2003 | 2004 | 2005 | 2006 | 2007 | 2008 | 2009 |
| | WEST | | | | | | | | | |
| | EAST | | | | | | | | | |
| | 2010 | 2011 | 2012 | 2013 | 2014 | 2015 | 2016 | 2017 | 2018 | 2019 |
| | WEST | | | | | | | | | |
| | EAST | | | | | | | | | |

| No. | Name of variable | Label | Survey period | Survey frequency |
|---------|------------------|-------------------|--|---|
| 3.2.63) | han_credit | credit allocation | West from 06/2003 to 08/2005 East and West since 03/2006 East and West since 11/2008 | Mrc, Aug* Mrc, Aug Monthly survey |

Wording of question

| | |
|---|--|
| <p>Since 06/2003</p> <p>How do you evaluate the current willingness of banks to grant loans to businesses?</p> <p>accomodating [1]</p> <p>normal [2]</p> <p>reserved [3]</p>  | <p>Further information</p> <p>*in 2003: June, August</p> |
|---|--|

Timespan of variable

| | | | | | | | | | | |
|--|------|------|------|------|------|------|------|------|------|------|
| | 1990 | 1991 | 1992 | 1993 | 1994 | 1995 | 1996 | 1997 | 1998 | 1999 |
| | 2000 | 2001 | 2002 | 2003 | 2004 | 2005 | 2006 | 2007 | 2008 | 2009 |
| | WEST | | | | | | | | | |
| | EAST | | | | | | | | | |
| | 2010 | 2011 | 2012 | 2013 | 2014 | 2015 | 2016 | 2017 | 2018 | 2019 |
| | WEST | | | | | | | | | |
| | EAST | | | | | | | | | |

| No. | Name of variable | Label | Survey period | Survey frequency |
|-----|------------------|-------|---------------|------------------|
|-----|------------------|-------|---------------|------------------|

3.2.64) **vg_credit** credit allocation

West from 06/2003 to 08/2008
and since 11/2008

Irregular
Monthly survey


East from 06/2003 to 08/2008
and since 11/2008

Irregular
Monthly survey

Wording of question

| | |
|---|----------------------------|
| <p>Since 07/2003</p> <p>How do you evaluate the current willingness of banks to grant loans to businesses?</p> <p>accomodating [1] <input type="checkbox"/></p> <p>normal [2] <input type="checkbox"/></p> <p>reserved [3] <input type="checkbox"/></p> | <p>Further information</p> |
|---|----------------------------|

Timespan of variable



3.3 Variables referring to future state

| No. | Name of variable | Label | Survey period | Survey frequency |
|-----|------------------|-------|---------------|------------------|
|-----|------------------|-------|---------------|------------------|

3.3.1) **bau_comexp** expected commercial operations


West since 01/1991
East since 01/1991

Monthly survey
Monthly survey

Wording of question

| | |
|---|----------------------------|
| <p>Since 01/1991</p> <p>During the next 6 months our business situation will be</p> <p>more favourable [1] <input type="checkbox"/></p> <p>unchanged [2] <input type="checkbox"/></p> <p>less favourable [3] <input type="checkbox"/></p> | <p>Further information</p> |
|---|----------------------------|

Timespan of variable



| No. | Name of variable | Label | Survey period | Survey frequency |
|-----|------------------|-------|---------------|------------------|
|-----|------------------|-------|---------------|------------------|

3.3.2) **dl_expectbus** expected business situation for the next 6 months

West since 10/2004
East since 10/2004

Monthly survey
Monthly survey

Wording of question

| | | | | | | | |
|---|---------------------|---------------------|--|------------------|--|---------------------|---------------------|
| <p>Since 10/2004</p> <p>Information about your own business (inland) Expectations (after elimination of purely seasonal fluctuations)</p> <p>During the next 6 months the development of our business will be</p> <table border="1" style="margin-left: 20px;"> <tr><td style="width: 40px; height: 15px;"></td><td>[1] more favourable</td></tr> <tr><td style="width: 40px; height: 15px;"></td><td>[2] not changing</td></tr> <tr><td style="width: 40px; height: 15px;"></td><td>[3] less favourable</td></tr> </table> | | [1] more favourable | | [2] not changing | | [3] less favourable | Further information |
| | [1] more favourable | | | | | | |
| | [2] not changing | | | | | | |
| | [3] less favourable | | | | | | |

Timespan of variable

| | | | | | | | | | |
|------|------|------|------|------|------|------|------|------|------|
| 1990 | 1991 | 1992 | 1993 | 1994 | 1995 | 1996 | 1997 | 1998 | 1999 |
| 2000 | 2001 | 2002 | 2003 | 2004 | 2005 | 2006 | 2007 | 2008 | 2009 |
| | | | | WEST | | | | | |
| | | | | EAST | | | | | |
| 2010 | 2011 | 2012 | 2013 | 2014 | 2015 | 2016 | 2017 | 2018 | 2019 |
| | | | | WEST | | | | | |
| | | | | EAST | | | | | |

| No. | Name of variable | Label | Survey period | Survey frequency |
|--------|------------------|----------------------|--|----------------------------------|
| 3.3.3) | han_comexp | business development | West since 01/1990 East since 01/1991 | Monthly survey Monthly survey |

Wording of question

| | | | | | | | |
|--|---------------------|---------------------|--|------------------|--|---------------------|---|
| <p>From 01/1990 to 02/2002</p> <p>Plans and expectations After elimination of purely seasonal fluctuations the development of our business during the next 6 months will be</p> <table border="1" style="margin-left: 20px;"> <tr><td style="width: 40px; height: 15px;"></td><td>more favourable [1]</td></tr> <tr><td style="width: 40px; height: 15px;"></td><td>not changing [2]</td></tr> <tr><td style="width: 40px; height: 15px;"></td><td>less favourable [3]</td></tr> </table> | | more favourable [1] | | not changing [2] | | less favourable [3] | <p>Further information</p> <p>West from 01/1990 to 01/2006 [9] = Percentage share of stores giving respective answers. All answers of the stores are summed up and expressed as percentage.</p> <p>Example:</p> <p>3.3.4) han_questpercansw81 [50] 3.3.5) han_questpercansw82 [30] 3.3.6) han_questpercansw83 [20]</p> <p>That means, 50% of stores answered the question with "more favourable", 30% of stores answered the question with "about the same" and 20% of stores answered the question with "less favourable".</p> |
| | more favourable [1] | | | | | | |
| | not changing [2] | | | | | | |
| | less favourable [3] | | | | | | |
| <p>From 03/2002 to 01/2007</p> <p>Expectations for 6 months After elimination of purely seasonal fluctuations the development of our business will be</p> <table border="1" style="margin-left: 20px;"> <tr><td style="width: 40px; height: 15px;"></td><td>more favourable [1]</td></tr> <tr><td style="width: 40px; height: 15px;"></td><td>not changing [2]</td></tr> <tr><td style="width: 40px; height: 15px;"></td><td>less favourable [3]</td></tr> </table> | | more favourable [1] | | not changing [2] | | less favourable [3] | |
| | more favourable [1] | | | | | | |
| | not changing [2] | | | | | | |
| | less favourable [3] | | | | | | |
| <p>Since 02/2007</p> <p>Expectations for the next 6 months After elimination of purely seasonal fluctuations the development of our business will be</p> <table border="1" style="margin-left: 20px;"> <tr><td style="width: 40px; height: 15px;"></td><td>more favourable [1]</td></tr> <tr><td style="width: 40px; height: 15px;"></td><td>not changing [2]</td></tr> <tr><td style="width: 40px; height: 15px;"></td><td>less favourable [3]</td></tr> </table> | | more favourable [1] | | not changing [2] | | less favourable [3] | |
| | more favourable [1] | | | | | | |
| | not changing [2] | | | | | | |
| | less favourable [3] | | | | | | |

Timespan of variable

| | | | | | | | | | |
|------|------|------|------|------|------|------|------|------|------|
| 1990 | 1991 | 1992 | 1993 | 1994 | 1995 | 1996 | 1997 | 1998 | 1999 |
| | | | | WEST | | | | | |
| | EAST | | | | | | | | |
| 2000 | 2001 | 2002 | 2003 | 2004 | 2005 | 2006 | 2007 | 2008 | 2009 |
| | | | | WEST | | | | | |
| | | | | EAST | | | | | |
| 2010 | 2011 | 2012 | 2013 | 2014 | 2015 | 2016 | 2017 | 2018 | 2019 |
| | | | | WEST | | | | | |
| | | | | EAST | | | | | |

| No. | Name of variable | Label | Survey period | Survey frequency |
|-----|------------------|-------|---------------|------------------|
|-----|------------------|-------|---------------|------------------|

3.3.4) **han_questpercansw81** % to han_comexp more favourable West from 01/1990 to 01/2006 Monthly survey

Timespan of variable

| 1990 | 1991 | 1992 | 1993 | 1994 | 1995 | 1996 | 1997 | 1998 | 1999 | Further information |
|-------------|------|------|------|------|------|------|------|------|------|--|
| WEST | | | | | | | | | | Percentage of stores that evaluate their business development in 6 months as " more favourable " See 3.3.3) han_comexp |
| 2000 | 2001 | 2002 | 2003 | 2004 | 2005 | 2006 | 2007 | 2008 | 2009 | |
| WEST | | | | | | | | | | |
| 2010 | 2011 | 2012 | 2013 | 2014 | 2015 | 2016 | 2017 | 2018 | 2019 | |

| No. | Name of variable | Label | Survey period | Survey frequency |
|-----|------------------|-------|---------------|------------------|
|-----|------------------|-------|---------------|------------------|

3.3.5) **han_questpercansw82** % to han_comexp not changing West from 01/1990 to 01/2006 Monthly survey

Timespan of variable

| 1990 | 1991 | 1992 | 1993 | 1994 | 1995 | 1996 | 1997 | 1998 | 1999 | Further information |
|-------------|------|------|------|------|------|------|------|------|------|---|
| WEST | | | | | | | | | | Percentage of stores that evaluate their business development in 6 months as " about the same " See 3.3.3) han_comexp |
| 2000 | 2001 | 2002 | 2003 | 2004 | 2005 | 2006 | 2007 | 2008 | 2009 | |
| WEST | | | | | | | | | | |
| 2010 | 2011 | 2012 | 2013 | 2014 | 2015 | 2016 | 2017 | 2018 | 2019 | |

| No. | Name of variable | Label | Survey period | Survey frequency |
|-----|------------------|-------|---------------|------------------|
|-----|------------------|-------|---------------|------------------|

3.3.6) **han_questpercansw83** % to han_comexp less favourable West from 01/1990 to 01/2006 Monthly survey

Timespan of variable

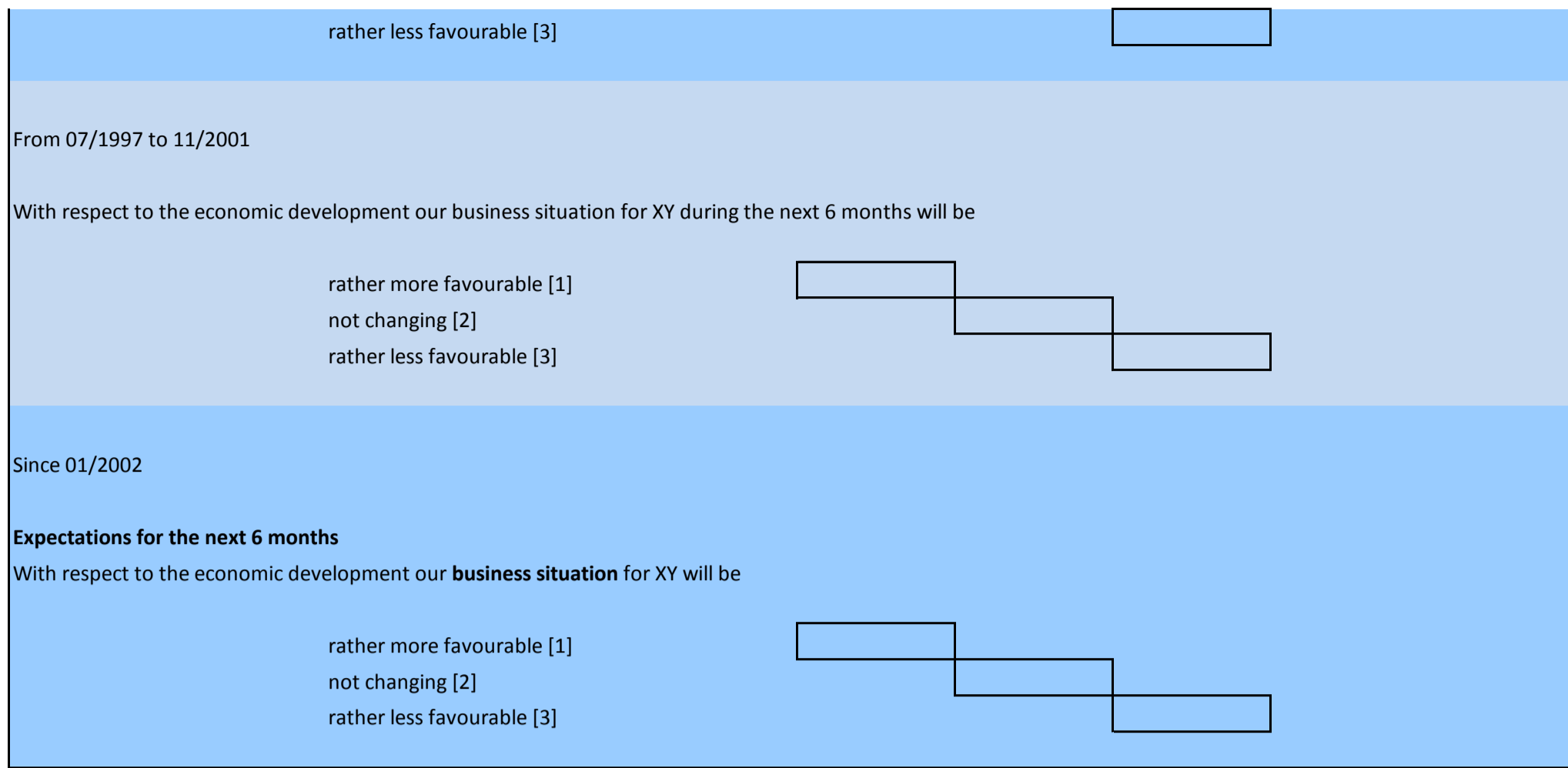
| 1990 | 1991 | 1992 | 1993 | 1994 | 1995 | 1996 | 1997 | 1998 | 1999 | Further information |
|-------------|------|------|------|------|------|------|------|------|------|--|
| WEST | | | | | | | | | | Percentage of stores that evaluate their business development in 6 months as " less favourable " See 3.3.3) han_comexp |
| 2000 | 2001 | 2002 | 2003 | 2004 | 2005 | 2006 | 2007 | 2008 | 2009 | |
| WEST | | | | | | | | | | |
| 2010 | 2011 | 2012 | 2013 | 2014 | 2015 | 2016 | 2017 | 2018 | 2019 | |

| No. | Name of variable | Label | Survey period | Survey frequency |
|-----|------------------|-------|---------------|------------------|
|-----|------------------|-------|---------------|------------------|

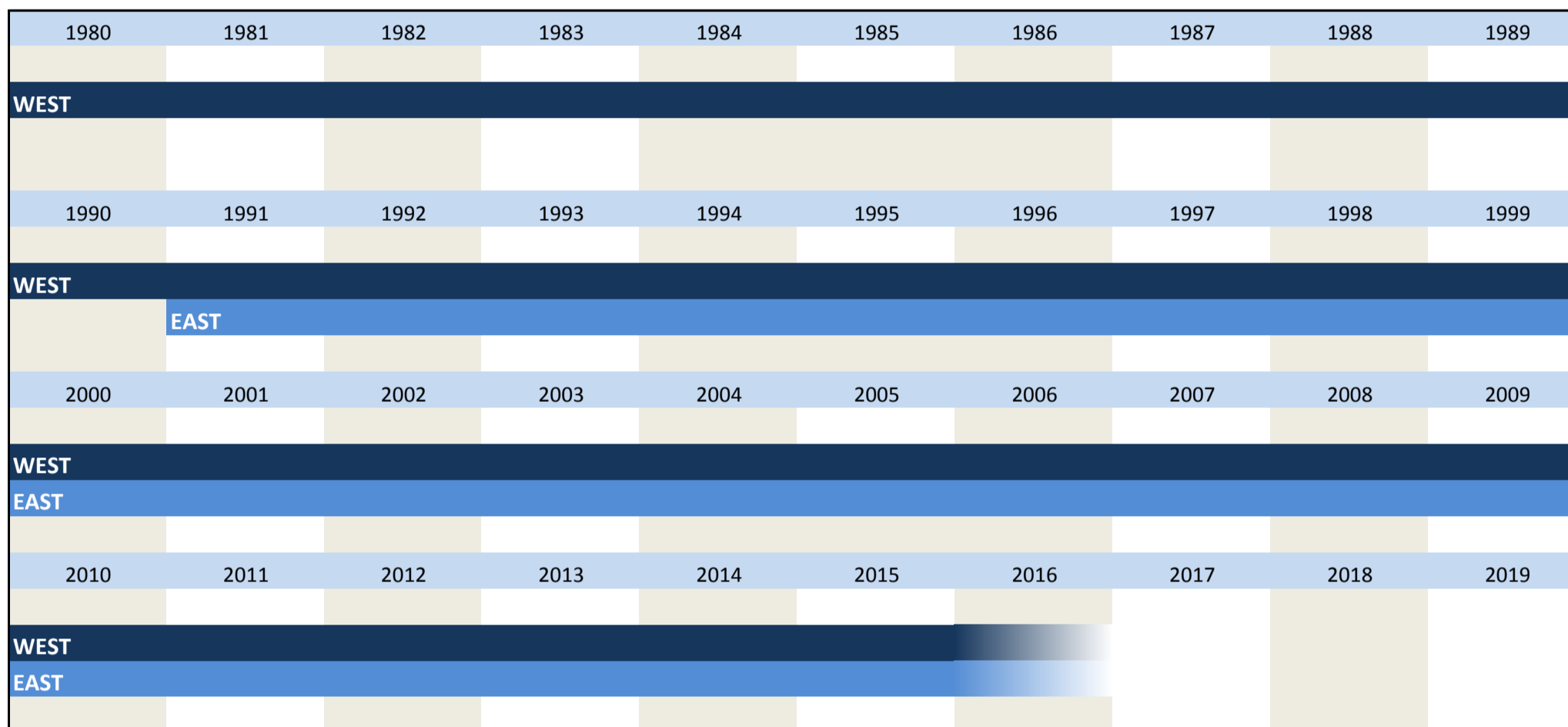
3.3.7) **vg_comexp** expected comercial operations West since 01/1980 Monthly survey
East since 01/1991 Monthly survey

Wording of question

| Further information |
|---|
| From 01/1991 to 11/2001 No questionnaires from East Germany available |
| From 01/1980 to 06/1997 With respect to the economic development - thus after elimination of purely seasonal fluctuations - our business situation for XY during the next 6 months will be rather more favourable [1] not changing [2] |

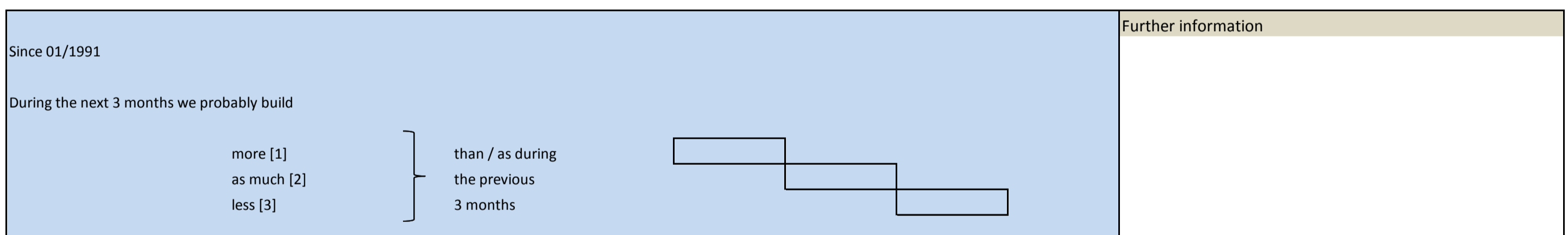


Timespan of variable



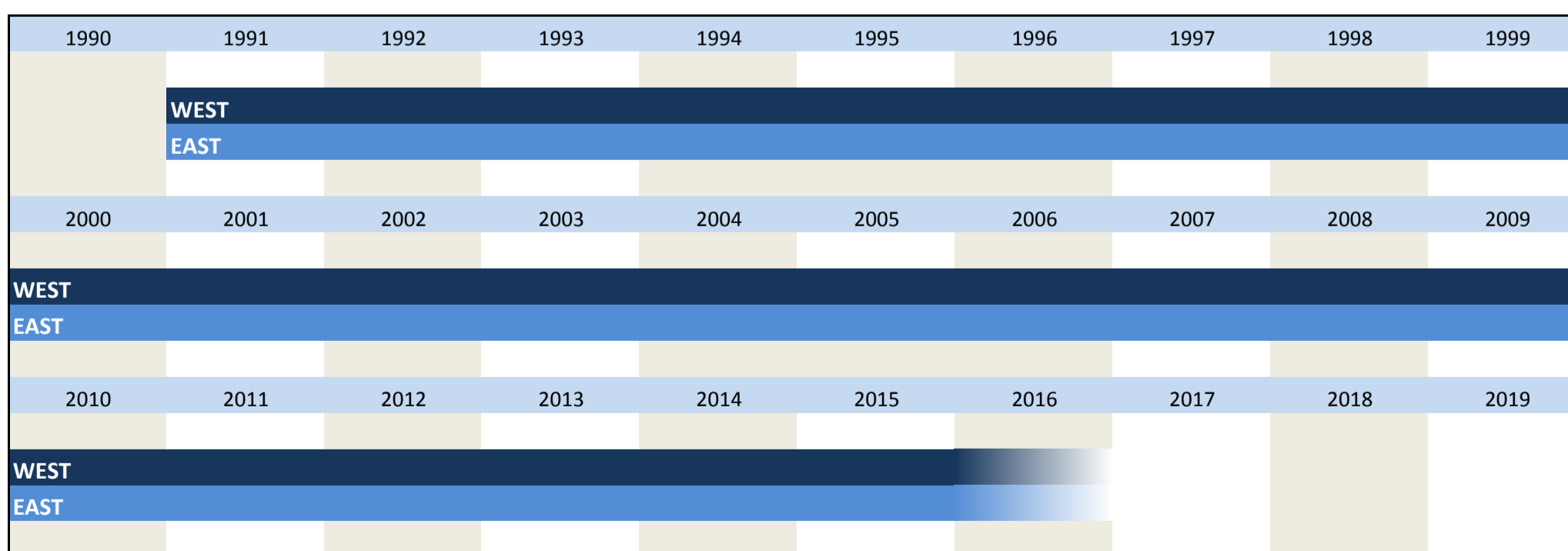
| No. | Name of variable | Label | Survey period | Survey frequency |
|--------|------------------|----------------------------------|--|----------------------------------|
| 3.3.8) | bau_conactfut | construction activity in 3 month | West since 01/1991 East since 01/1991 | Monthly survey Monthly survey |

Wording of question



| Further information |
|---------------------|
| |

Timespan of variable



| No. | Name of variable | Label | Survey period | Survey frequency |
|--------|------------------|---------------------|--|----------------------------------|
| 3.3.9) | vg_proexp | expected production | West since 01/1980 East since 01/1991 | Monthly survey Monthly survey |

Wording of question

| Further information |
|---------------------|
| |

From 01/1991 to 11/2001

No questionnaires from East Germany available

From 01/1980 to 06/1994

With respect to the economic development - thus after elimination of purely seasonal fluctuations - our domestic production of XY during the next 3 months will probably be

increasing [1]
 not changing [2]
 decreasing [3]

From 07/1994 to 06/1997

With respect to the economic development - thus after elimination of purely seasonal fluctuations - our domestic production of XY during the next 3 months will probably be

increasing [1]
 not changing [2]
 decreasing [3]
 no considerable domestic production [4]

From 07/1997 to 11/2001

With respect to the economic development our domestic production of XY during the next 3 months will probably be

increasing [1]
 not changing [2]
 decreasing [3]
 no considerable domestic production [4]

Since 01/2002

Expectations for the next 3 months

Our domestic **production activities** with regards to XY will probably be

increasing [1]
 not changing [2]
 decreasing [3]
 no considerable domestic production [4]

* from 04/1991 to 01/1993
 "decline" instead of "decrease"

Timespan of variable

| | | | | | | | | | |
|------|------|------|------|------|------|------|------|------|------|
| 1980 | 1981 | 1982 | 1983 | 1984 | 1985 | 1986 | 1987 | 1988 | 1989 |
| WEST | | | | | | | | | |
| 1990 | 1991 | 1992 | 1993 | 1994 | 1995 | 1996 | 1997 | 1998 | 1999 |
| WEST | | | | | | | | | |
| | EAST | | | | | | | | |
| 2000 | 2001 | 2002 | 2003 | 2004 | 2005 | 2006 | 2007 | 2008 | 2009 |
| WEST | | | | | | | | | |
| EAST | | | | | | | | | |
| 2010 | 2011 | 2012 | 2013 | 2014 | 2015 | 2016 | 2017 | 2018 | 2019 |
| WEST | | | | | | | | | |
| EAST | | | | | | | | | |

| No. | Name of variable | Label | Survey period | Survey frequency |
|---------|------------------|-----------------|--|----------------------------------|
| 3.3.10) | bau_exppr | expected prices | West since 01/1991 East since 01/1991 | Monthly survey Monthly survey |

Wording of question

Since 01/1991

During the next 3 months the prices obtainable for construction will probably be

rising [1]
 not changing [2]
 falling [3]

Further information

Timespan of variable

| | | | | | | | | | |
|------|------|------|------|------|------|------|------|------|------|
| 1990 | 1991 | 1992 | 1993 | 1994 | 1995 | 1996 | 1997 | 1998 | 1999 |
|------|------|------|------|------|------|------|------|------|------|

| | | | | | | | | | |
|------|------|------|------|------|------|------|------|------|------|
| WEST | | | | | | | | | |
| EAST | | | | | | | | | |
| 2000 | 2001 | 2002 | 2003 | 2004 | 2005 | 2006 | 2007 | 2008 | 2009 |
| WEST | | | | | | | | | |
| EAST | | | | | | | | | |
| 2010 | 2011 | 2012 | 2013 | 2014 | 2015 | 2016 | 2017 | 2018 | 2019 |
| WEST | | | | | | | | | |
| EAST | | | | | | | | | |

| No. | Name of variable | Label | Survey period | Survey frequency |
|---------|------------------|------------------------------|--|----------------------------------|
| 3.3.11) | dl_pricenext | prices for the next 3 months | West since 10/2004 East since 10/2004 | Monthly survey Monthly survey |

Wording of question

| | | | | | | | |
|--|------------------|----------------|--|------------------|--|----------------|----------------------------|
| <p>Since 10/2004</p> <p>Information about your own business (inland) Expectations (after elimination of purely seasonal fluctuations)</p> <p>During the next 3 months the prices of our services will be</p> <table border="1" style="margin-left: 40px;"> <tr><td style="width: 20px; height: 15px;"></td><td>[1] increasing</td></tr> <tr><td style="width: 20px; height: 15px;"></td><td>[2] not changing</td></tr> <tr><td style="width: 20px; height: 15px;"></td><td>[3] decreasing</td></tr> </table> | | [1] increasing | | [2] not changing | | [3] decreasing | <p>Further information</p> |
| | [1] increasing | | | | | | |
| | [2] not changing | | | | | | |
| | [3] decreasing | | | | | | |

Timespan of variable

| | | | | | | | | | |
|------|------|------|------|------|------|------|------|------|------|
| 1990 | 1991 | 1992 | 1993 | 1994 | 1995 | 1996 | 1997 | 1998 | 1999 |
| 2000 | 2001 | 2002 | 2003 | 2004 | 2005 | 2006 | 2007 | 2008 | 2009 |
| WEST | | | | | | | | | |
| EAST | | | | | | | | | |
| 2010 | 2011 | 2012 | 2013 | 2014 | 2015 | 2016 | 2017 | 2018 | 2019 |
| WEST | | | | | | | | | |
| EAST | | | | | | | | | |

| No. | Name of variable | Label | Survey period | Survey frequency |
|---------|------------------|-----------------|--|----------------------------------|
| 3.3.12) | han_exppr | expected prices | West since 01/1990 East since 01/1991 | Monthly survey Monthly survey |

Wording of question

| | | | | | | | |
|---|----------------|----------|--|----------------|--|----------|---|
| <p>From 01/1990 to 02/2002</p> <p>Plans and expectations During the next 3 months our sales prices will probably</p> <table border="1" style="margin-left: 40px;"> <tr><td style="width: 20px; height: 15px;"></td><td>rise [1]</td></tr> <tr><td style="width: 20px; height: 15px;"></td><td>not change [2]</td></tr> <tr><td style="width: 20px; height: 15px;"></td><td>fall [3]</td></tr> </table> | | rise [1] | | not change [2] | | fall [3] | <p>Further information</p> <p>West from 01/1990 to 01/2006 [9] = Percentage share of stores giving respective answers. All answers of the stores are summed up and expressed as percentage.</p> <p>Example:</p> <p>3.3.13) han_questpercansw61 [50] 3.3.14) han_questpercansw62 [30] 3.3.15) han_questpercansw63 [20]</p> <p>That means, 50% of stores answered the question with "increase", 30% of stores answered the question with "remain about the same" and 20% of stores answered the question with "decrease".</p> |
| | rise [1] | | | | | | |
| | not change [2] | | | | | | |
| | fall [3] | | | | | | |
| <p>From 03/2002 to 01/2007</p> <p>Plans and expectations for 3 months Our sales prices will probably</p> <table border="1" style="margin-left: 40px;"> <tr><td style="width: 20px; height: 15px;"></td><td>rise [1]</td></tr> <tr><td style="width: 20px; height: 15px;"></td><td>not change [2]</td></tr> <tr><td style="width: 20px; height: 15px;"></td><td>fall [3]</td></tr> </table> | | rise [1] | | not change [2] | | fall [3] | |
| | rise [1] | | | | | | |
| | not change [2] | | | | | | |
| | fall [3] | | | | | | |
| <p>Since 02/2007</p> <p>Plans and expectations for the next 3 months Our sales prices will probably</p> <table border="1" style="margin-left: 40px;"> <tr><td style="width: 20px; height: 15px;"></td><td>rise [1]</td></tr> <tr><td style="width: 20px; height: 15px;"></td><td>not change [2]</td></tr> <tr><td style="width: 20px; height: 15px;"></td><td>fall [3]</td></tr> </table> | | rise [1] | | not change [2] | | fall [3] | |
| | rise [1] | | | | | | |
| | not change [2] | | | | | | |
| | fall [3] | | | | | | |

| Timespan of variable | | | | | | | | | |
|----------------------|------|------|------|------|------|------|------|------|------|
| 1990 | 1991 | 1992 | 1993 | 1994 | 1995 | 1996 | 1997 | 1998 | 1999 |
| WEST | | | | | | | | | |
| EAST | | | | | | | | | |
| 2000 | 2001 | 2002 | 2003 | 2004 | 2005 | 2006 | 2007 | 2008 | 2009 |
| WEST | | | | | | | | | |
| EAST | | | | | | | | | |
| 2010 | 2011 | 2012 | 2013 | 2014 | 2015 | 2016 | 2017 | 2018 | 2019 |
| WEST | | | | | | | | | |
| EAST | | | | | | | | | |

| No. | Name of variable | Label | Survey period | Survey frequency |
|---------|---------------------|-----------------------|------------------------------|------------------|
| 3.3.13) | han_questpercansw61 | % to exppr increasing | West from 01/1990 to 01/2006 | Monthly survey |

| Timespan of variable | | | | | | | | | | Further information |
|----------------------|------|------|------|------|------|------|------|------|------|---|
| 1990 | 1991 | 1992 | 1993 | 1994 | 1995 | 1996 | 1997 | 1998 | 1999 | |
| WEST | | | | | | | | | | Percentage of stores that expect the sales prices to "increase" See 3.3.12) han_exppr |
| EAST | | | | | | | | | | |
| 2000 | 2001 | 2002 | 2003 | 2004 | 2005 | 2006 | 2007 | 2008 | 2009 | |
| WEST | | | | | | | | | | |
| EAST | | | | | | | | | | |
| 2010 | 2011 | 2012 | 2013 | 2014 | 2015 | 2016 | 2017 | 2018 | 2019 | |
| WEST | | | | | | | | | | |
| EAST | | | | | | | | | | |

| No. | Name of variable | Label | Survey period | Survey frequency |
|---------|---------------------|-------------------------|------------------------------|------------------|
| 3.3.14) | han_questpercansw62 | % to exppr not changing | West from 01/1990 to 01/2006 | Monthly survey |

| Timespan of variable | | | | | | | | | | Further information |
|----------------------|------|------|------|------|------|------|------|------|------|--|
| 1990 | 1991 | 1992 | 1993 | 1994 | 1995 | 1996 | 1997 | 1998 | 1999 | |
| WEST | | | | | | | | | | Percentage of stores that expect the sales prices to "remain about the same" See 3.3.12) han_exppr |
| EAST | | | | | | | | | | |
| 2000 | 2001 | 2002 | 2003 | 2004 | 2005 | 2006 | 2007 | 2008 | 2009 | |
| WEST | | | | | | | | | | |
| EAST | | | | | | | | | | |
| 2010 | 2011 | 2012 | 2013 | 2014 | 2015 | 2016 | 2017 | 2018 | 2019 | |
| WEST | | | | | | | | | | |
| EAST | | | | | | | | | | |

| No. | Name of variable | Label | Survey period | Survey frequency |
|---------|---------------------|-----------------------|------------------------------|------------------|
| 3.3.15) | han_questpercansw63 | % to exppr decreasing | West from 01/1990 to 01/2006 | Monthly survey |

| Timespan of variable | | | | | | | | | | Further information |
|----------------------|------|------|------|------|------|------|------|------|------|--|
| 1990 | 1991 | 1992 | 1993 | 1994 | 1995 | 1996 | 1997 | 1998 | 1999 | |
| WEST | | | | | | | | | | Percentage of stores that expect the sales prices to "decline" See 3.3.12) han_exppr |
| EAST | | | | | | | | | | |
| 2000 | 2001 | 2002 | 2003 | 2004 | 2005 | 2006 | 2007 | 2008 | 2009 | |
| WEST | | | | | | | | | | |
| EAST | | | | | | | | | | |
| 2010 | 2011 | 2012 | 2013 | 2014 | 2015 | 2016 | 2017 | 2018 | 2019 | |
| WEST | | | | | | | | | | |
| EAST | | | | | | | | | | |

| No. | Name of variable | Label | Survey period | Survey frequency |
|---------|------------------|--------------------------|--|----------------------------------|
| 3.3.16) | vg_priceexp | expected domestic prices | West since 01/1980 East since 01/1991 | Monthly survey Monthly survey |

Wording of question

| From 01/1991 to 11/2001 | Further information |
|--|--|
| No questionnaires from East Germany available | * from 03/1990 to 01/1993 "decrease" instead of "decline" |
| From 01/1980 to 05/1980 | |
| During the next 3 months our domestic sales prices for XY (only for regular orders) - taking changes of conditions into account - will probably be | |
| <input type="checkbox"/> rising [1] <input type="checkbox"/> not changing [2] <input type="checkbox"/> falling [3] | |
| From 06/1980 to 11/2001 | |
| During the next 3 months our domestic sales prices (net sales prices) for XY - taking changes of conditions into account - will probably be | |
| <input type="checkbox"/> rising [1] <input type="checkbox"/> not changing [2] <input type="checkbox"/> falling [3] | |
| Since 01/2002 | |
| Expectations for the next 3 months | |
| Taking changes of conditions into account our domestic sales prices (net) for XY will probably be | |
| <input type="checkbox"/> rising [1] <input type="checkbox"/> not changing [2] <input type="checkbox"/> falling [3] | |

Timespan of variable

| 1980 | 1981 | 1982 | 1983 | 1984 | 1985 | 1986 | 1987 | 1988 | 1989 |
|-------------|-------------|------|------|------|------|------|------|------|------|
| WEST | | | | | | | | | |
| | | | | | | | | | |
| 1990 | 1991 | 1992 | 1993 | 1994 | 1995 | 1996 | 1997 | 1998 | 1999 |
| WEST | | | | | | | | | |
| | EAST | | | | | | | | |
| | | | | | | | | | |
| 2000 | 2001 | 2002 | 2003 | 2004 | 2005 | 2006 | 2007 | 2008 | 2009 |
| WEST | | | | | | | | | |
| EAST | | | | | | | | | |
| | | | | | | | | | |
| 2010 | 2011 | 2012 | 2013 | 2014 | 2015 | 2016 | 2017 | 2018 | 2019 |
| WEST | | | | | | | | | |
| EAST | | | | | | | | | |

| No. | Name of variable | Label | Survey period | Survey frequency |
|---------|------------------|--------------------|--|----------------------------------|
| 3.3.17) | bau_emplexp | expected employees | West since 01/1991 East since 01/1991 | Monthly survey Monthly survey |

Wording of question

| Since 01/1991 | Further information |
|--|---------------------|
| During the next 3 to 4 months the number of our employees will be | |
| <div style="display: flex; justify-content: space-around;"> increasing [1] not changing [2] decreasing [3] </div> | |
| in total | |
| <input type="text"/> <input type="text"/> <input type="text"/> | |

Timespan of variable

| 1990 | 1991 | 1992 | 1993 | 1994 | 1995 | 1996 | 1997 | 1998 | 1999 |
|-------------|------|------|------|------|------|------|------|------|------|
| WEST | | | | | | | | | |
| EAST | | | | | | | | | |

| | | | | | | | | | |
|------|------|------|------|------|------|------|------|------|------|
| 2000 | 2001 | 2002 | 2003 | 2004 | 2005 | 2006 | 2007 | 2008 | 2009 |
| WEST | | | | | | | | | |
| EAST | | | | | | | | | |
| 2010 | 2011 | 2012 | 2013 | 2014 | 2015 | 2016 | 2017 | 2018 | 2019 |
| WEST | | | | | | | | | |
| EAST | | | | | | | | | |

| No. | Name of variable | Label | Survey period | Survey frequency |
|---------|------------------|--|--|----------------------------------|
| 3.3.18) | dl_employexp | expected employees for the next 2-3 months | West since 10/2004 East since 10/2004 | Monthly survey Monthly survey |

Wording of question

| | |
|---|---------------------|
| <p>Since 10/2004</p> <p>Information about your own business (inland)</p> <p>Expectations (after elimination of purely seasonal fluctuations)</p> <p>During the next 2-3 months the number of our employees will be</p> <p> <input type="checkbox"/> [1] increasing <input type="checkbox"/> [2] not changing <input type="checkbox"/> [3] decreasing </p> | Further information |
|---|---------------------|

Timespan of variable

| | | | | | | | | | |
|------|------|------|------|------|------|------|------|------|------|
| 1990 | 1991 | 1992 | 1993 | 1994 | 1995 | 1996 | 1997 | 1998 | 1999 |
| WEST | | | | | | | | | |
| EAST | | | | | | | | | |
| 2000 | 2001 | 2002 | 2003 | 2004 | 2005 | 2006 | 2007 | 2008 | 2009 |
| WEST | | | | | | | | | |
| EAST | | | | | | | | | |
| 2010 | 2011 | 2012 | 2013 | 2014 | 2015 | 2016 | 2017 | 2018 | 2019 |
| WEST | | | | | | | | | |
| EAST | | | | | | | | | |

| No. | Name of variable | Label | Survey period | Survey frequency |
|---------|------------------|--------------------|--|---|
| 3.3.19) | han_employexp | expected employees | West from 01/1990 to 12/1996 West since 03/1997 East since 01/1991 | Mrc, Jun, Sep, Dec* Monthly survey Monthly survey |

Wording of question

| | |
|---|---------------------|
| <p>From 01/1990 to 02/2002</p> <p>Plans and expectations</p> <p>During the next 3 months the number of our employees (after elimination of purely seasonal fluctuations) will</p> <p> <input type="checkbox"/> rise [1] <input type="checkbox"/> not change [2] <input type="checkbox"/> fall [3] </p> | Further information |
| <p>From 03/2002 to 01/2007</p> <p>Plans and expectations for 3 months</p> <p>After elimination of purely seasonal fluctuations the number of our employees will</p> <p> <input type="checkbox"/> rise [1] <input type="checkbox"/> not change [2] <input type="checkbox"/> fall [3] </p> | |
| <p>Since 02/2007</p> <p>Plans and expectations for the next 3 months</p> <p>After elimination of purely seasonal fluctuations the number of our employees will</p> <p> <input type="checkbox"/> rise [1] <input type="checkbox"/> not change [2] <input type="checkbox"/> fall [3] </p> | |

Timespan of variable

| | | | | | | | | | |
|-------------|------|------|------|------|------|------|------|------|------|
| 1990 | 1991 | 1992 | 1993 | 1994 | 1995 | 1996 | 1997 | 1998 | 1999 |
| WEST | | | | | | | | | |
| EAST | | | | | | | | | |
| 2000 | 2001 | 2002 | 2003 | 2004 | 2005 | 2006 | 2007 | 2008 | 2009 |
| WEST | | | | | | | | | |
| EAST | | | | | | | | | |
| 2010 | 2011 | 2012 | 2013 | 2014 | 2015 | 2016 | 2017 | 2018 | 2019 |
| WEST | | | | | | | | | |
| EAST | | | | | | | | | |

| No. | Name of variable | Label | Survey period | Survey frequency |
|---------|------------------|--------------------|------------------------------|-------------------|
| 3.3.20) | vg_empl | employees 12 month | West from 10/1980 to 10/1993 | Annual survey *** |

Wording of question

From 10/1980 to 10/1993

Employees

With respect to the economic development - thus after elimination of purely seasonal fluctuations - the number of employees involved in the production of XY during the next ... months will be

3 months* after the reporting month** 12 months

increasing [1]
not changing [2]
decreasing [3]

Further information

* The expected number of employees during the next 3 months is covered with the variable "emplexp" See 3.3.21)

**from 10/1990 to 10/1993 additionally "from the reporting month"

***Annual survey in October

Timespan of variable

| | | | | | | | | | |
|-------------|------|------|------|------|------|------|------|------|------|
| 1980 | 1981 | 1982 | 1983 | 1984 | 1985 | 1986 | 1987 | 1988 | 1989 |
| WEST | | | | | | | | | |
| 1990 | 1991 | 1992 | 1993 | 1994 | 1995 | 1996 | 1997 | 1998 | 1999 |
| WEST | | | | | | | | | |
| 2000 | 2001 | 2002 | 2003 | 2004 | 2005 | 2006 | 2007 | 2008 | 2009 |
| 2010 | 2011 | 2012 | 2013 | 2014 | 2015 | 2016 | 2017 | 2018 | 2019 |

| No. | Name of variable | Label | Survey period | Survey frequency |
|---------|------------------|--------------------|--|--|
| 3.3.21) | vg_emplexp | expected employees | West from 01/1980 to 04/1997 and since 07/1997 East since 01/1991 | Jan, Apr, Jul, Oct Monthly survey Monthly survey |

Wording of question

From 01/1980 to 04/1997

Employees (only domestic enterprises)

With respect to the economic development - thus after elimination of purely seasonal fluctuations - the number of employees involved in the production of XY during the next 3 months will be

increasing [1]
not changing [2]
decreasing [3]

Further information

From 07/1997 to 11/2001

Employees (only domestic enterprises)

During the next 3 months the number of employees involved in the production of XY will be

| | |
|--------------------------|------------------|
| <input type="checkbox"/> | increasing [1] |
| <input type="checkbox"/> | not changing [2] |
| <input type="checkbox"/> | decreasing [3] |

Since 01/2002

Expectations for the next 3 months
Employees (only domestic enterprises)
The number of employees involved in the production of XY will be

| | |
|--------------------------|------------------|
| <input type="checkbox"/> | increasing [1] |
| <input type="checkbox"/> | not changing [2] |
| <input type="checkbox"/> | decreasing [3] |

Timespan of variable

| | | | | | | | | | |
|-------------|-------------|------|------|------|------|------|------|------|------|
| 1980 | 1981 | 1982 | 1983 | 1984 | 1985 | 1986 | 1987 | 1988 | 1989 |
| WEST | | | | | | | | | |
| 1990 | 1991 | 1992 | 1993 | 1994 | 1995 | 1996 | 1997 | 1998 | 1999 |
| WEST | | | | | | | | | |
| | EAST | | | | | | | | |
| 2000 | 2001 | 2002 | 2003 | 2004 | 2005 | 2006 | 2007 | 2008 | 2009 |
| WEST | | | | | | | | | |
| EAST | | | | | | | | | |
| 2010 | 2011 | 2012 | 2013 | 2014 | 2015 | 2016 | 2017 | 2018 | 2019 |
| WEST | | | | | | | | | |
| EAST | | | | | | | | | |

3.4 Special questions

| No. | Name of variable | Label | Survey period | Survey frequency |
|--------|--------------------|--------------------|--|----------------------------------|
| 3.4.1) | participation_date | participation date | West since 01/2005 East since 01/2005 | Monthly survey Monthly survey |

Time span of variable

| | | | | | | | | | |
|-------------|------|------|------|------|------|------|------|------|------|
| 1990 | 1991 | 1992 | 1993 | 1994 | 1995 | 1996 | 1997 | 1998 | 1999 |
| WEST | | | | | | | | | |
| 2000 | 2001 | 2002 | 2003 | 2004 | 2005 | 2006 | 2007 | 2008 | 2009 |
| WEST | | | | | | | | | |
| EAST | | | | | | | | | |
| 2010 | 2011 | 2012 | 2013 | 2014 | 2015 | 2016 | 2017 | 2018 | 2019 |
| WEST | | | | | | | | | |
| EAST | | | | | | | | | |

Further information
Only refers to those participants who answered online

| No. | Name of variable | Label | Survey period | Survey frequency |
|--------|--------------------|--------------------|--|----------------------------------|
| 3.4.2) | participation_hour | participation hour | West since 01/2005 East since 01/2005 | Monthly survey Monthly survey |

Time span of variable

| | | | | | | | | | |
|-------------|------|------|------|------|------|------|------|------|------|
| 1990 | 1991 | 1992 | 1993 | 1994 | 1995 | 1996 | 1997 | 1998 | 1999 |
| WEST | | | | | | | | | |
| 2000 | 2001 | 2002 | 2003 | 2004 | 2005 | 2006 | 2007 | 2008 | 2009 |
| WEST | | | | | | | | | |
| EAST | | | | | | | | | |
| 2010 | 2011 | 2012 | 2013 | 2014 | 2015 | 2016 | 2017 | 2018 | 2019 |
| WEST | | | | | | | | | |
| EAST | | | | | | | | | |

Further information
Only refers to those participants who answered online

| No. | Name of variable | Label | Survey period | Survey frequency |
|--------|----------------------|----------------------|--------------------|------------------|
| 3.4.3) | participation_status | participation status | West since 01/2005 | Monthly survey |

East since 01/2005

Monthly survey


Parameter values

- [1] complete
- [2] reworked
- [3] incomplete
- [4] not answered
- [5] ausgefüllt

Further information


Only refers to those participants who answered online

Time span of variable



| No. | Name of variable | Label | Survey period | Survey frequency |
|--------|------------------|------------|--|----------------------------------|
| 3.4.4) | survey_end | survey end | West since 01/2005 East since 01/2005 | Monthly survey Monthly survey |


Time span of variable



| Further information | |
|---|--|
| Only refers to those participants who answered online | |

| No. | Name of variable | Label | Survey period | Survey frequency |
|--------|------------------|--------------|--|----------------------------------|
| 3.4.5) | survey_start | survey start | West since 01/2005 East since 01/2005 | Monthly survey Monthly survey |

Time span of variable



| Further information | |
|---|--|
| Only refers to those participants who answered online | |

| No. | Name | Label | Survey period | Survey frequency |
|--------|---------------|--------------------------|--|--|
| 3.4.6) | bau_backconst | backlog of constructions | West 01/1991 - 01/2015 East 01/2002 - 01/2015 | annual survey, January annual survey, January |

Wording of question

01/1991 to 01/2001

Backlog of constructions
At the end of 19XX* our backlog of unfinished and not yet started constructions was

more [1]
as much as last year [2]
less [3]

} than end of 19/20YY**

since 01/2002

Backlog of constructions
At the end of 20XX* our backlog of unfinished and not yet started constructions was

more [1]
as much as last year [2]

} than end of 20YY**

| Further information | |
|--|--|
| Backlog of constructions (for main construction trades) | |
| * "end of 20XX" "end of previous year". | |
| Example: If the question was posed in January 2003 , "20XX"="2002". | |
| ** "end of 20YY" "end of year before last" | |
| Example: If the question was posed in January 2003 , "20YY"="2001". | |

less [3] []

Time span of variable

| | | | | | | | | | |
|------|------|------|------|------|------|------|------|------|------|
| 1991 | 1992 | 1993 | 1994 | 1995 | 1996 | 1997 | 1998 | 1999 | 2000 |
| WEST | | | | | | | | | |
| 2001 | 2002 | 2003 | 2004 | 2005 | 2006 | 2007 | 2008 | 2009 | 2010 |
| WEST | | | | | | | | | |
| | EAST | | | | | | | | |
| 2011 | 2012 | 2013 | 2014 | 2015 | 2016 | 2017 | 2018 | 2019 | 2020 |
| WEST | | | | | | | | | |
| EAST | | | | | | | | | |

| No. | Name | Label | Survey period | Survey frequency |
|-----|------|-------|---------------|------------------|
|-----|------|-------|---------------|------------------|

| | | | | |
|--------|-----------------|---|--|--|
| 3.4.7) | bau_belo | borrowed equipment: number in % for longer periods | West since 07/1991 East since 07/2001 | annual survey, July annual survey, July |
|--------|-----------------|---|--|--|

Wording of question

| | |
|--|---|
| <p>since 07/1991</p> <p>Borrowed equipment / placing of equipment intensive works to subcontractors</p> <p>The share of long-term borrowed equipment (more than one year) to the existing equipment capacity was</p> <p style="text-align: center;">_____ % of Borrowed equipment</p> | <p>Further information</p> <p>Borrowed equipment in %, longer periods (for main construction trades)</p> |
|--|---|

Time span of variable

| | | | | | | | | | |
|------|------|------|------|------|------|------|------|------|------|
| 1991 | 1992 | 1993 | 1994 | 1995 | 1996 | 1997 | 1998 | 1999 | 2000 |
| WEST | | | | | | | | | |
| 2001 | 2002 | 2003 | 2004 | 2005 | 2006 | 2007 | 2008 | 2009 | 2010 |
| WEST | | | | | | | | | |
| | EAST | | | | | | | | |
| 2011 | 2012 | 2013 | 2014 | 2015 | 2016 | 2017 | 2018 | 2019 | 2020 |
| WEST | | | | | | | | | |
| EAST | | | | | | | | | |

| No. | Name | Label | Survey period | Survey frequency |
|-----|------|-------|---------------|------------------|
|-----|------|-------|---------------|------------------|

| | | | | |
|--------|------------------|---------------------------------|--|--|
| 3.4.8) | bau_beper | borrowed equipment: number in % | West since 07/1991 East since 07/2001 | annual survey, July annual survey, July |
|--------|------------------|---------------------------------|--|--|

Wording of question

| | |
|--|--|
| <p>since 07/1991</p> <p>Borrowed equipment / placing of equipment intensive works to subcontractors</p> <p>_____ % of our equipment capacity in 20XX* were borrowed equipment</p> | <p>Further information</p> <p>Borrowed equipment in % (for main construction trades)</p> <p>* "20XX" means last year</p> <p>Example: If the question was posed in July 2003 , "20XX"="2002".</p> |
|--|--|

Time span of variable

| | | | | | | | | | |
|------|------|------|------|------|------|------|------|------|------|
| 1991 | 1992 | 1993 | 1994 | 1995 | 1996 | 1997 | 1998 | 1999 | 2000 |
| WEST | | | | | | | | | |
| 2001 | 2002 | 2003 | 2004 | 2005 | 2006 | 2007 | 2008 | 2009 | 2010 |
| WEST | | | | | | | | | |
| | EAST | | | | | | | | |
| 2011 | 2012 | 2013 | 2014 | 2015 | 2016 | 2017 | 2018 | 2019 | 2020 |
| WEST | | | | | | | | | |
| EAST | | | | | | | | | |

| No. | Name | Label | Survey period | Survey frequency |
|-----|------|-------|---------------|------------------|
|-----|------|-------|---------------|------------------|

| | | | | |
|--------|---------|-------------------------------------|--|--|
| 3.4.9) | bau_bes | borrowed equipment / subcontractors | West since 07/1991 East since 07/2001 | annual survey, July annual survey, July |
|--------|---------|-------------------------------------|--|--|

Wording of question

| | | | | | | | | | | |
|---|------|------|------|------|------|------|------|------|------|--|
| since 07/1991 Borrowed equipment / placing of equipment intensive works to subcontractors Occasionally we rent equipment or engage specialized firms as subcontractors to complete equipment intensive works yes [1] <input type="text"/> no [2] <input type="text"/> | | | | | | | | | | Further information Borrowed equipment (for main construction trades) |
| Time span of variable | | | | | | | | | | |
| 1991 | 1992 | 1993 | 1994 | 1995 | 1996 | 1997 | 1998 | 1999 | 2000 | |
| WEST | | | | | | | | | | |
| 2001 | 2002 | 2003 | 2004 | 2005 | 2006 | 2007 | 2008 | 2009 | 2010 | |
| WEST | | | | | | | | | | |
| EAST | | | | | | | | | | |
| 2011 | 2012 | 2013 | 2014 | 2015 | 2016 | 2017 | 2018 | 2019 | 2020 | |
| WEST | | | | | | | | | | |
| EAST | | | | | | | | | | |

| No. | Name | Label | Survey period | Survey frequency |
|-----|------|-------|---------------|------------------|
|-----|------|-------|---------------|------------------|

| | | | | |
|---------|-----------|--|--|--|
| 3.4.10) | bau_beslc | borrowed equipment / subcontractors: for lack of capacities | West since 07/1991 East since 07/2001 | annual survey, July annual survey, July |
|---------|-----------|--|--|--|

Wording of question

| | | | | | | | | | | |
|---|------|------|------|------|------|------|------|------|------|--|
| since 07/1991 Borrowed equipment / placing of equipment intensive works to subcontractors Occasionally we rent equipment or engage specialized firms as subcontractors to complete equipment intensive works . If yes, this is primarily to compensate fo short-term lack of capacities [1] <input type="text"/> | | | | | | | | | | Further information Borrowed equipment due to lack of capacities (for main construction trades) |
| Time span of variable | | | | | | | | | | |
| 1991 | 1992 | 1993 | 1994 | 1995 | 1996 | 1997 | 1998 | 1999 | 2000 | |
| WEST | | | | | | | | | | |
| 2001 | 2002 | 2003 | 2004 | 2005 | 2006 | 2007 | 2008 | 2009 | 2010 | |
| WEST | | | | | | | | | | |
| EAST | | | | | | | | | | |
| 2011 | 2012 | 2013 | 2014 | 2015 | 2016 | 2017 | 2018 | 2019 | 2020 | |
| WEST | | | | | | | | | | |
| EAST | | | | | | | | | | |

| No. | Name | Label | Survey period | Survey frequency |
|-----|------|-------|---------------|------------------|
|-----|------|-------|---------------|------------------|

| | | | | |
|---------|-----------|--|--|--|
| 3.4.11) | bau_bessw | borrowed equipment / subcontractors: special work | West since 07/1991 East since 07/2001 | annual survey, July annual survey, July |
|---------|-----------|--|--|--|

Wording of question

| | | | | | | | | | | |
|---|--|--|--|--|--|--|--|--|--|--|
| since 07/1991 Borrowed equipment / placing of equipment intensive works to subcontractors Occasionally we rent equipment or engage specialized firms as subcontractors to complete equipment intensive works . If yes, this is primarily for special works that can be executed cheaper by other companies [1] <input type="text"/> | | | | | | | | | | Further information Borrowed equipment due to special work (for main construction trades) |
|---|--|--|--|--|--|--|--|--|--|--|

Time span of variable

| | | | | | | | | | |
|------|------|------|------|------|------|------|------|------|------|
| 1991 | 1992 | 1993 | 1994 | 1995 | 1996 | 1997 | 1998 | 1999 | 2000 |
| WEST | | | | | | | | | |
| 2001 | 2002 | 2003 | 2004 | 2005 | 2006 | 2007 | 2008 | 2009 | 2010 |
| WEST | | | | | | | | | |
| EAST | | | | | | | | | |
| 2011 | 2012 | 2013 | 2014 | 2015 | 2016 | 2017 | 2018 | 2019 | 2020 |
| WEST | | | | | | | | | |
| EAST | | | | | | | | | |

| No. | Name | Label | Survey period | Survey frequency |
|-----|------|-------|---------------|------------------|
|-----|------|-------|---------------|------------------|

| | | | | |
|---------|-------------------|---------------------------------|--|--|
| 3.4.12) | bau_bewill | borrowed equipment: willingness | West since 07/1991 East since 07/2001 | annual survey, July annual survey, July |
|---------|-------------------|---------------------------------|--|--|

Wording of question

| | |
|--|---|
| <p>since 07/1991</p> <p>Borrowed equipment / placing of equipment intensive works to subcontractors During the last years the willingness to borrow equipment has</p> <div style="display: flex; align-items: center; justify-content: center;"> <div style="margin-right: 20px;"> <p>increased [1]</p> <p>not changed [2]</p> <p>decreased [3]</p> </div> </div> | <p>Further information</p> <p>willingness to borrow equipment (for main construction trades)</p> |
|--|---|

Time span of variable

| | | | | | | | | | |
|------|------|------|------|------|------|------|------|------|------|
| 1991 | 1992 | 1993 | 1994 | 1995 | 1996 | 1997 | 1998 | 1999 | 2000 |
| WEST | | | | | | | | | |
| 2001 | 2002 | 2003 | 2004 | 2005 | 2006 | 2007 | 2008 | 2009 | 2010 |
| WEST | | | | | | | | | |
| EAST | | | | | | | | | |
| 2011 | 2012 | 2013 | 2014 | 2015 | 2016 | 2017 | 2018 | 2019 | 2020 |
| WEST | | | | | | | | | |
| EAST | | | | | | | | | |

| No. | Name | Label | Survey period | Survey frequency |
|-----|------|-------|---------------|------------------|
|-----|------|-------|---------------|------------------|

| | | | | |
|---------|-------------------|---|--|--|
| 3.4.13) | bau_bewilp | borrowed equipment: willingness for longer periods | West since 07/1991 East since 07/2001 | annual survey, July annual survey, July |
|---------|-------------------|---|--|--|

Wording of question

| | |
|--|--|
| <p>since 07/1991</p> <p>Borrowed equipment / placing of equipment intensive works to subcontractors During the last years the willingness to borrow equipment for longer periods has</p> <div style="display: flex; align-items: center; justify-content: center;"> <div style="margin-right: 20px;"> <p>increased [1]</p> <p>not changed [2]</p> <p>decreased [3]</p> </div> </div> | <p>Further information</p> <p>willingness to borrow equipment for longer periods (for main construction trades)</p> |
|--|--|

Time span of variable

| | | | | | | | | | |
|------|------|------|------|------|------|------|------|------|------|
| 1991 | 1992 | 1993 | 1994 | 1995 | 1996 | 1997 | 1998 | 1999 | 2000 |
| WEST | | | | | | | | | |
| 2001 | 2002 | 2003 | 2004 | 2005 | 2006 | 2007 | 2008 | 2009 | 2010 |
| WEST | | | | | | | | | |
| EAST | | | | | | | | | |
| 2011 | 2012 | 2013 | 2014 | 2015 | 2016 | 2017 | 2018 | 2019 | 2020 |
| WEST | | | | | | | | | |

| | | | | | |
|------|--|--|--|--|--|
| EAST | | | | | |
|------|--|--|--|--|--|

| No. | Name | Label | Survey period | Survey frequency |
|-----|------|-------|---------------|------------------|
|-----|------|-------|---------------|------------------|

| | | | | |
|---------|-------------|------------------------|--|--------------------|
| 3.4.14) | bau_cancord | cancellation of orders | West since 01/2012 East since 01/2012 | monthly monthly |
|---------|-------------|------------------------|--|--------------------|

Wording of question

| | |
|---|--|
| since 01/2012 The construction activity/ execution of orders was constrained [...] <p>If yes, due to:</p> lack of orders - thereof: cancellations of orders [1] <input type="text"/> | Further information Cancellation of orders |
|---|--|

Time span of variable

| | | | | | | | | | |
|------|------|------|------|------|------|------|------|------|------|
| 1991 | 1992 | 1993 | 1994 | 1995 | 1996 | 1997 | 1998 | 1999 | 2000 |
| 2001 | 2002 | 2003 | 2004 | 2005 | 2006 | 2007 | 2008 | 2009 | 2010 |
| 2011 | 2012 | 2013 | 2014 | 2015 | 2016 | 2017 | 2018 | 2019 | 2020 |
| WEST | | | | | | | | | |
| EAST | | | | | | | | | |

| No. | Name | Label | Survey period | Survey frequency |
|-----|------|-------|---------------|------------------|
|-----|------|-------|---------------|------------------|

| | | | | |
|---------|----------|-----------------------------------|--|--|
| 3.4.15) | bau_cfc1 | construction in foreign countries | West since 10/1991 East since 10/2001 | annual survey, October annual survey, October |
|---------|----------|-----------------------------------|--|--|

Wording of question

| | |
|---|---|
| since 10/1991 Construction in foreign countries Do you conduct construction projects in foreign countries or are you involved in such? yes [1] <input type="text"/> no [2] <input type="text"/> | Further information Construction in foreign countries (for main construction trades) |
|---|---|

Time span of variable

| | | | | | | | | | |
|------|------|------|------|------|------|------|------|------|------|
| 1991 | 1992 | 1993 | 1994 | 1995 | 1996 | 1997 | 1998 | 1999 | 2000 |
| WEST | | | | | | | | | |
| 2001 | 2002 | 2003 | 2004 | 2005 | 2006 | 2007 | 2008 | 2009 | 2010 |
| WEST | | | | | | | | | |
| EAST | | | | | | | | | |
| 2011 | 2012 | 2013 | 2014 | 2015 | 2016 | 2017 | 2018 | 2019 | 2020 |
| WEST | | | | | | | | | |
| EAST | | | | | | | | | |

| No. | Name | Label | Survey period | Survey frequency |
|-----|------|-------|---------------|------------------|
|-----|------|-------|---------------|------------------|

| | | | | |
|---------|-----------|--|--|--|
| 3.4.16) | bau_cfcac | construction in foreign countries: associated company | West since 10/1991 East since 10/2001 | annual survey, October annual survey, October |
|---------|-----------|--|--|--|

Wording of question

| | |
|---|---|
| since 10/1991 Construction in foreign countries Do you conduct construction projects in foreign countries or are you involved in such? If yes: Is it conducted by associate companies (e.g. subsidiary companies)? yes [1] <input type="text"/> | Further information Construction in foreign countries by associate companies (for main construction trades) |
|---|---|

| Time span of variable | | | | | | | | | | |
|-----------------------|------|------|------|------|------|------|------|------|------|--|
| 1991 | 1992 | 1993 | 1994 | 1995 | 1996 | 1997 | 1998 | 1999 | 2000 | |
| WEST | | | | | | | | | | |
| 2001 | 2002 | 2003 | 2004 | 2005 | 2006 | 2007 | 2008 | 2009 | 2010 | |
| WEST | | | | | | | | | | |
| EAST | | | | | | | | | | |
| 2011 | 2012 | 2013 | 2014 | 2015 | 2016 | 2017 | 2018 | 2019 | 2020 | |
| WEST | | | | | | | | | | |
| EAST | | | | | | | | | | |

| No. | Name | Label | Survey period | Survey frequency |
|---------|-----------|--|--|--|
| 3.4.17) | bau_cfcgh | construction in foreign countries: german headquarter | West since 10/1991 East since 10/2001 | annual survey, October annual survey, October |

Wording of question

| | |
|--|---|
| <p>since 10/1991</p> <p>Construction in foreign countries</p> <p>Do you conduct construction projects in foreign countries or are you involved in such?</p> <p>If yes: Is it conducted by the german headquarter?</p> <p>yes [1] <input type="checkbox"/></p> | <p>Further information</p> <p>Construction in foreign countries by german headquarter (for main construction trades)</p> |
|--|---|

Time span of variable

| 1991 | 1992 | 1993 | 1994 | 1995 | 1996 | 1997 | 1998 | 1999 | 2000 | |
|------|------|------|------|------|------|------|------|------|------|--|
| WEST | | | | | | | | | | |
| 2001 | 2002 | 2003 | 2004 | 2005 | 2006 | 2007 | 2008 | 2009 | 2010 | |
| WEST | | | | | | | | | | |
| EAST | | | | | | | | | | |
| 2011 | 2012 | 2013 | 2014 | 2015 | 2016 | 2017 | 2018 | 2019 | 2020 | |
| WEST | | | | | | | | | | |
| EAST | | | | | | | | | | |

| No. | Name | Label | Survey period | Survey frequency |
|---------|----------|--|--|--|
| 3.4.18) | bau_fcsh | construction in foreign countries: shareholding | West since 10/1991 East since 10/2001 | annual survey, October annual survey, October |

Wording of question

| | |
|--|---|
| <p>since 10/1991</p> <p>Construction in foreign countries</p> <p>Do you conduct construction projects in foreign countries or are you involved in such?</p> <p>If yes: Is it conducted by shareholding of local associations?</p> <p>yes [1] <input type="checkbox"/></p> | <p>Further information</p> <p>Construction in foreign countries by shareholding of local associations (for main construction trades)</p> |
|--|---|

Time span of variable


| 1991 | 1992 | 1993 | 1994 | 1995 | 1996 | 1997 | 1998 | 1999 | 2000 | |
|------|------|------|------|------|------|------|------|------|------|--|
| WEST | | | | | | | | | | |
| 2001 | 2002 | 2003 | 2004 | 2005 | 2006 | 2007 | 2008 | 2009 | 2010 | |
| WEST | | | | | | | | | | |
| EAST | | | | | | | | | | |
| 2011 | 2012 | 2013 | 2014 | 2015 | 2016 | 2017 | 2018 | 2019 | 2020 | |
| WEST | | | | | | | | | | |

| | | | | | |
|------|--|--|--|--|--|
| EAST | | | | | |
|------|--|--|--|--|--|

| No. | Name | Label | Survey period | Survey frequency |
|-----|------|-------|---------------|------------------|
|-----|------|-------|---------------|------------------|

| | | | | |
|---------|-------------------|--|---|--|
| 3.4.19) | bau_chord1 | range of orders within next 2 months: complete | West 05/1991 to 05/1995 West 05/2000 - 05/2015 East 05/2001 - 05/2015 | annual survey, May annual survey, May annual survey, May |
|---------|-------------------|--|---|--|

Wording of question

| | |
|---|---|
| 05/1991 to 05/1995, since 05/2000 | Further information |
| <p>Expected development of the range of orders Because of current requests, submission results and contract negotiations, during the next two months we expect our range of orders to be</p> <p>increasing [1] </p> <p>not changing [2]</p> <p>decreasing [3]</p> | Development of the range of orders in 2 months (for main construction trades) |


Time span of variable

| | | | | | | | | | |
|------|------|------|------|------|------|------|------|------|------|
| 1991 | 1992 | 1993 | 1994 | 1995 | 1996 | 1997 | 1998 | 1999 | 2000 |
| WEST | | | | | WEST | | | | |
| 2001 | 2002 | 2003 | 2004 | 2005 | 2006 | 2007 | 2008 | 2009 | 2010 |
| WEST | | | | | | | | | |
| EAST | | | | | | | | | |
| 2011 | 2012 | 2013 | 2014 | 2015 | 2016 | 2017 | 2018 | 2019 | 2020 |
| WEST | | | | | EAST | | | | |

| No. | Name | Label | Survey period | Survey frequency |
|-----|------|-------|---------------|------------------|
|-----|------|-------|---------------|------------------|

| | | | | |
|---------|-------------------|--|-------------------------|--------------------|
| 3.4.20) | bau_chord2 | range of orders within next 2 months: other civil engineering | West 05/1996 to 05/1999 | annual survey, May |
|---------|-------------------|--|-------------------------|--------------------|

Wording of question

| | |
|---|--|
| 05/1996 to 05/1999 | Further information |
| <p>Expected development of the range of orders Because of current requests, submission results and contract negotiations, during the next two months we expect our range of orders to be</p> <p>other civil engineering</p> <p>increasing [1] </p> <p>not changing [2]</p> <p>decreasing [3]</p> | Development of the range of orders in 2 months: other civil engineering |

Time span of variable

| | | | | | | | | | |
|------|------|------|------|------|------|------|------|------|------|
| 1991 | 1992 | 1993 | 1994 | 1995 | 1996 | 1997 | 1998 | 1999 | 2000 |
| | | | | | WEST | | | | |
| 2001 | 2002 | 2003 | 2004 | 2005 | 2006 | 2007 | 2008 | 2009 | 2010 |
| | | | | | | | | | |
| 2011 | 2012 | 2013 | 2014 | 2015 | 2016 | 2017 | 2018 | 2019 | 2020 |

| No. | Name | Label | Survey period | Survey frequency |
|-----|------|-------|---------------|------------------|
|-----|------|-------|---------------|------------------|

| | | | | |
|---------|-------------------|---|-------------------------|--------------------|
| 3.4.21) | bau_chord3 | range of orders within next 2 months: public civil engineering | West 05/1996 to 05/1999 | annual survey, May |
|---------|-------------------|---|-------------------------|--------------------|

Wording of question

| | |
|--------------------|----------------------------|
| 05/1996 to 05/1999 | Further information |
|--------------------|----------------------------|

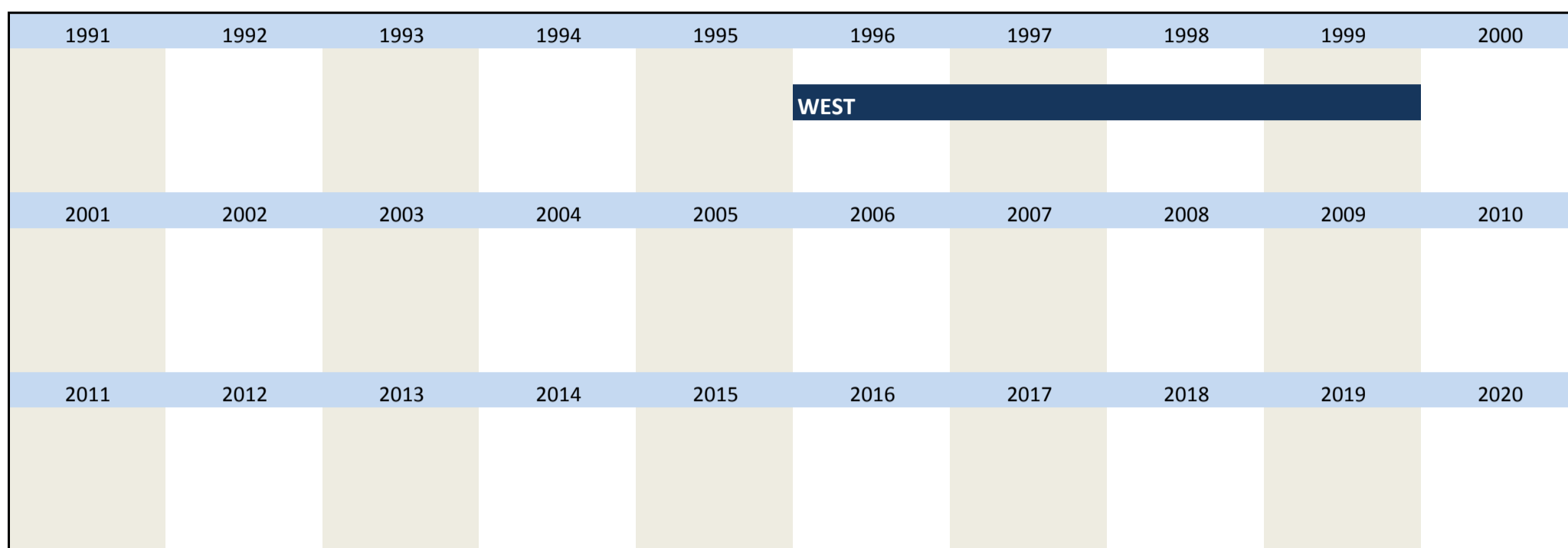
Expected development of the range of orders
 Because of current requests, submission results and contract negotiations, during the next two months we expect our range of orders to be

public civil engineering

increasing [1]
 not changing [2]
 decreasing [3]

Development of the range of orders in 2 months:
 public civil engineering

Time span of variable



| No. | Name | Label | Survey period | Survey frequency |
|-----|------|-------|---------------|------------------|
|-----|------|-------|---------------|------------------|

| | | | | |
|---------|-------------------|---|-------------------------|--------------------|
| 3.4.22) | bau_chord4 | range of orders within next 2 months: industrial civil engineering | West 05/1996 to 05/1999 | annual survey, May |
|---------|-------------------|---|-------------------------|--------------------|

Wording of question

05/1996 to 05/1999

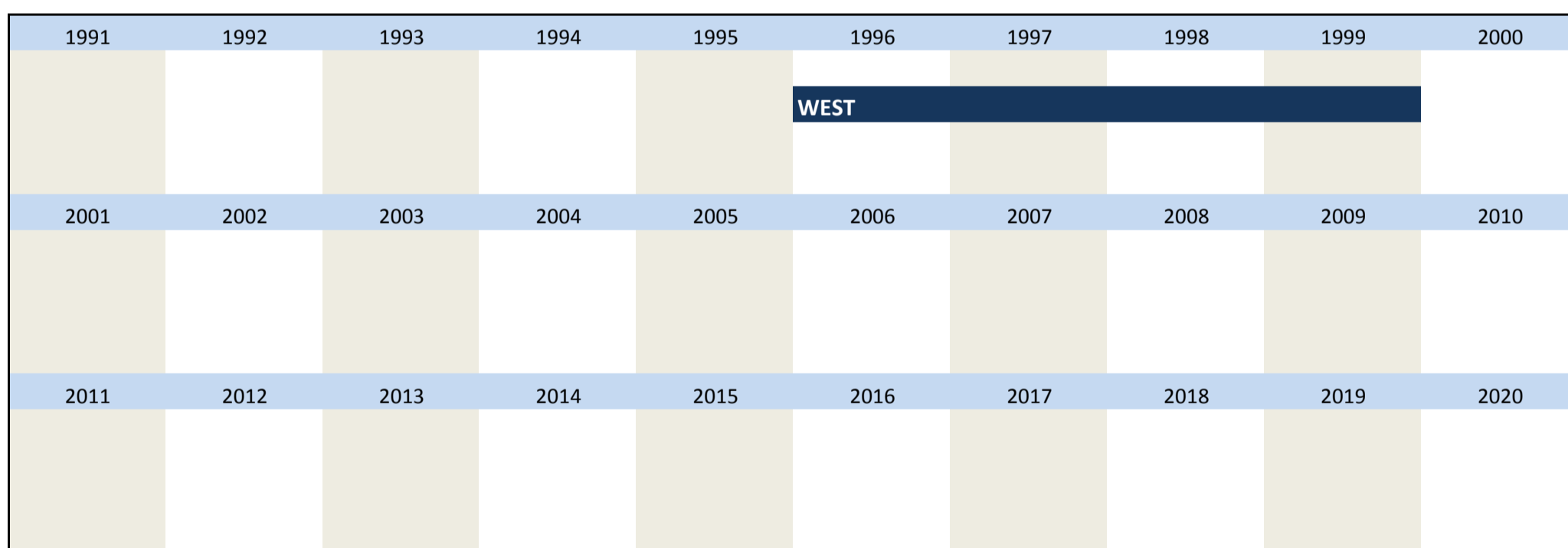
Expected development of the range of orders
 Because of current requests, submission results and contract negotiations, during the next two months we expect our range of orders to be

industrial civil engineering

increasing [1]
 not changing [2]
 decreasing [3]

Further information
 Development of the range of orders in 2 months:
 industrial civil engineering

Time span of variable



| No. | Name | Label | Survey period | Survey frequency |
|-----|------|-------|---------------|------------------|
|-----|------|-------|---------------|------------------|

| | | | | |
|---------|-------------------|--|-------------------------|--------------------|
| 3.4.23) | bau_chord5 | range of orders within next 2 months: domestic construction, complete | West 05/1996 to 05/1999 | annual survey, May |
|---------|-------------------|--|-------------------------|--------------------|

Wording of question

05/1996 to 05/1999

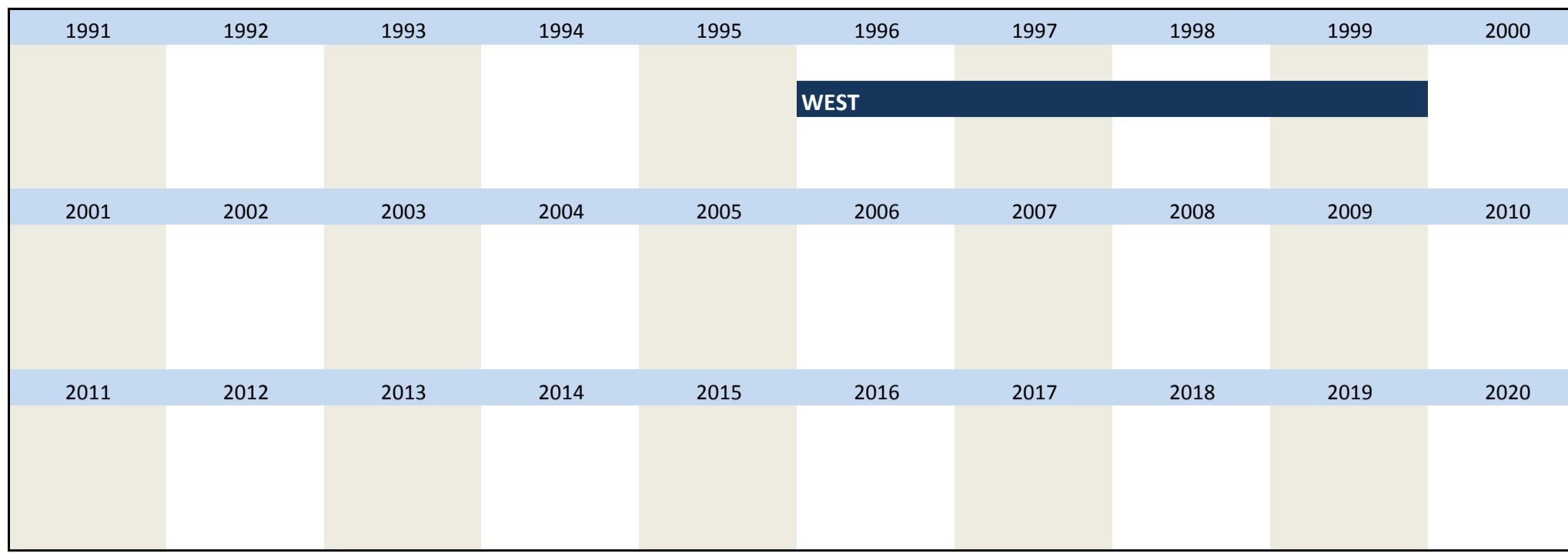
Expected development of the range of orders
 Because of current requests, submission results and contract negotiations, during the next two months we expect our range of orders to be

total residential construction

increasing [1]
 not changing [2]
 decreasing [3]

Further information
 Development of the range of orders in 2 months:
 total residential construction

Time span of variable



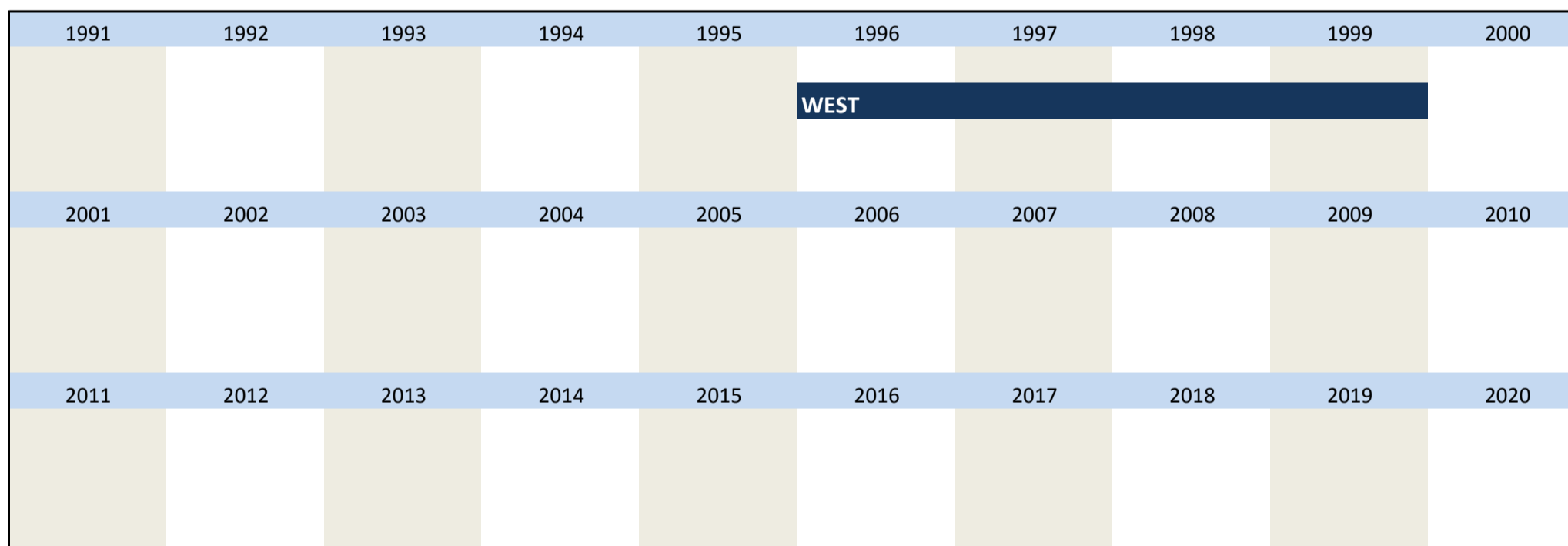
| No. | Name | Label | Survey period | Survey frequency |
|-----|------|-------|---------------|------------------|
|-----|------|-------|---------------|------------------|

| | | | | |
|---------|-------------------|---|-------------------------|--------------------|
| 3.4.24) | bau_chord6 | range of orders within next 2 months: domestic construction: buildings of 3 or more appartments | West 05/1996 to 05/1999 | annual survey, May |
|---------|-------------------|---|-------------------------|--------------------|

Wording of question

| | |
|--|---|
| <p>05/1996 to 05/1999</p> <p>Expected development of the range of orders Because of current requests, submission results and contract negotiations, during the next two months we expect our range of orders to be</p> <p>residential construction, thereof buildings with 3 or more appartments</p> <p>increasing [1] not changing [2] decreasing [3]</p> | <p>Further information</p> <p>Development of the range of orders in 2 months: Buildings with 3 or more appartments</p> |
|--|---|

Time span of variable



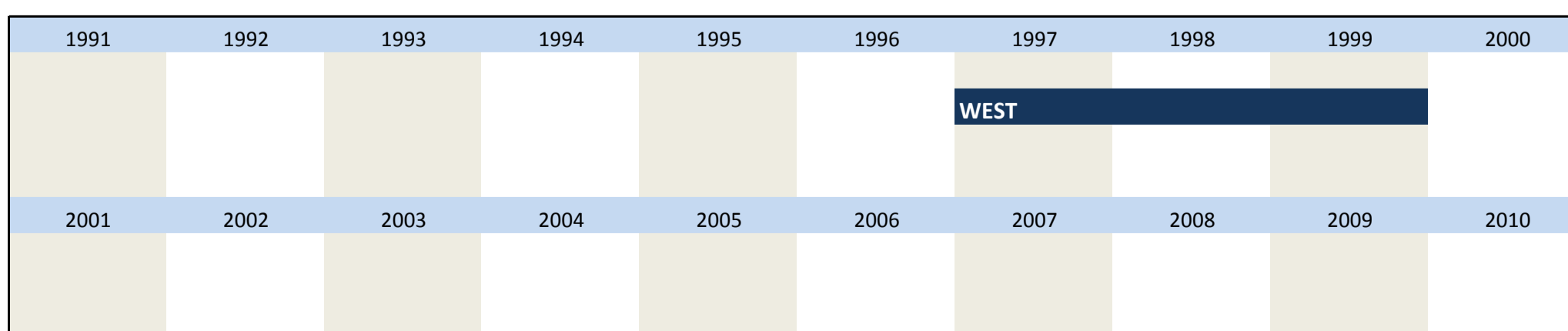
| No. | Name | Label | Survey period | Survey frequency |
|-----|------|-------|---------------|------------------|
|-----|------|-------|---------------|------------------|

| | | | | |
|---------|-------------------|---|-------------------------|--------------------|
| 3.4.25) | bau_chord7 | range of orders within next 2 months: road construction | West 05/1997 to 05/1999 | annual survey, May |
|---------|-------------------|---|-------------------------|--------------------|

Wording of question

| | |
|---|--|
| <p>05/1997 to 05/1999</p> <p>Expected development of the range of orders Because of current requests, submission results and contract negotiations, during the next two months we expect our range of orders to be</p> <p>road construction</p> <p>increasing [1] not changing [2] decreasing [3]</p> | <p>Further information</p> <p>Development of the range of orders in 2 months: road construction</p> |
|---|--|

Time span of variable



| | | | | | | | | | |
|------|------|------|------|------|------|------|------|------|------|
| 2011 | 2012 | 2013 | 2014 | 2015 | 2016 | 2017 | 2018 | 2019 | 2020 |
|------|------|------|------|------|------|------|------|------|------|

| No. | Name | Label | Survey period | Survey frequency |
|-----|------|-------|---------------|------------------|
|-----|------|-------|---------------|------------------|

| | | | | |
|---------|----------------|--|--|--|
| 3.4.26) | bau_co1 | medium-term expected commercial operations: 3rd quarter | West 08/1991 to 08/2012 East 08/2001 to 08/2012 | annual survey, August annual survey, August |
|---------|----------------|--|--|--|

Wording of question

| Further information | | | | | | | | | | | | | | | | |
|--|---------------|----------------------|----------------------|-----------------|--|----------------------|-----------------|--|----------------------|---|--|----------------------|--------------|--|----------------------|--|
| <p>since 08/1991 to 08/1995</p> <p>Medium-term expected commercial operations* Our state of business with respect to economic cycles</p> <p style="text-align: right;">3rd quarter 19WW**</p> <table style="width: 100%;"> <tr> <td style="width: 60%;">very good [1]</td> <td style="width: 5%;"></td> <td style="width: 35%;"><input type="text"/></td> </tr> <tr> <td>good[2]</td> <td></td> <td><input type="text"/></td> </tr> <tr> <td>satisfiable [3]</td> <td></td> <td><input type="text"/></td> </tr> <tr> <td>bad [4]</td> <td></td> <td><input type="text"/></td> </tr> <tr> <td>very bad [5]</td> <td></td> <td><input type="text"/></td> </tr> </table> | very good [1] | | <input type="text"/> | good[2] | | <input type="text"/> | satisfiable [3] | | <input type="text"/> | bad [4] | | <input type="text"/> | very bad [5] | | <input type="text"/> | <p>Commercial operations this year, 3rd quarter (for main construction trades)</p> <p>*Instructions to answer "Please answer this special question for the whole company, plant or subsidiary"</p> <p>** "20WW" means this year</p> <p>Example: If the question was posed in July 2003 , "20WW"="2003".</p> |
| very good [1] | | <input type="text"/> | | | | | | | | | | | | | | |
| good[2] | | <input type="text"/> | | | | | | | | | | | | | | |
| satisfiable [3] | | <input type="text"/> | | | | | | | | | | | | | | |
| bad [4] | | <input type="text"/> | | | | | | | | | | | | | | |
| very bad [5] | | <input type="text"/> | | | | | | | | | | | | | | |
| <p>since 08/1996 ***</p> <p>Medium-term expected commercial operations* Our state of business with respect to economic cycles</p> <p style="text-align: right;">3rd quarter 19/20WW**</p> <table style="width: 100%;"> <tr> <td style="width: 60%;">good [1]</td> <td style="width: 5%;"></td> <td style="width: 35%;"><input type="text"/></td> </tr> <tr> <td>satisfiable [2]</td> <td></td> <td><input type="text"/></td> </tr> <tr> <td>bad [3]</td> <td></td> <td><input type="text"/></td> </tr> </table> | good [1] | | <input type="text"/> | satisfiable [2] | | <input type="text"/> | bad [3] | | <input type="text"/> | <p>*** co1- co4 are recoded to 5 categories</p> | | | | | | |
| good [1] | | <input type="text"/> | | | | | | | | | | | | | | |
| satisfiable [2] | | <input type="text"/> | | | | | | | | | | | | | | |
| bad [3] | | <input type="text"/> | | | | | | | | | | | | | | |

Time span of variable

| | | | | | | | | | |
|-------------|------|------|------|------|------|------|------|------|------|
| 1991 | 1992 | 1993 | 1994 | 1995 | 1996 | 1997 | 1998 | 1999 | 2000 |
| WEST | | | | | | | | | |
| 2001 | 2002 | 2003 | 2004 | 2005 | 2006 | 2007 | 2008 | 2009 | 2010 |
| WEST | | | | | | | | | |
| EAST | | | | | | | | | |
| 2011 | 2012 | 2013 | 2014 | 2015 | 2016 | 2017 | 2018 | 2019 | 2020 |
| WEST | | | | | | | | | |
| EAST | | | | | | | | | |

| No. | Name | Label | Survey period | Survey frequency |
|-----|------|-------|---------------|------------------|
|-----|------|-------|---------------|------------------|

| | | | | |
|---------|----------------|--|--|--|
| 3.4.27) | bau_co2 | medium-term expected commercial operations: 4th quarter | West 08/1991 to 08/2012 East 08/2001 to 08/2012 | annual survey, August annual survey, August |
|---------|----------------|--|--|--|

Wording of question

| Further information | | | | | | | | | | | | | | | | |
|--|---------------|----------------------|----------------------|----------------|--|----------------------|-----------------|--|----------------------|---------|--|----------------------|--------------|--|----------------------|--|
| <p>since 08/1991 to 08/1995</p> <p>Medium-term expected commercial operations* Our state of business with respect to economic cycles</p> <p style="text-align: right;">4th quarter 19WW**</p> <table style="width: 100%;"> <tr> <td style="width: 60%;">very good [1]</td> <td style="width: 5%;"></td> <td style="width: 35%;"><input type="text"/></td> </tr> <tr> <td>good[2]</td> <td></td> <td><input type="text"/></td> </tr> <tr> <td>satisfiable [3]</td> <td></td> <td><input type="text"/></td> </tr> <tr> <td>bad [4]</td> <td></td> <td><input type="text"/></td> </tr> <tr> <td>very bad [5]</td> <td></td> <td><input type="text"/></td> </tr> </table> | very good [1] | | <input type="text"/> | good[2] | | <input type="text"/> | satisfiable [3] | | <input type="text"/> | bad [4] | | <input type="text"/> | very bad [5] | | <input type="text"/> | <p>Commercial operations this year, 4th quarter (for main construction trades)</p> <p>*Instructions to answer "Please answer this special question for the whole company, plant or subsidiary"</p> <p>** "20WW" means this year</p> <p>Example: If the question was posed in July 2003 , "20WW"="2003".</p> |
| very good [1] | | <input type="text"/> | | | | | | | | | | | | | | |
| good[2] | | <input type="text"/> | | | | | | | | | | | | | | |
| satisfiable [3] | | <input type="text"/> | | | | | | | | | | | | | | |
| bad [4] | | <input type="text"/> | | | | | | | | | | | | | | |
| very bad [5] | | <input type="text"/> | | | | | | | | | | | | | | |
| <p>since 08/1996</p> <p>Medium-term expected commercial operations* Our state of business with respect to economic cycles</p> <p style="text-align: right;">4th quarter 19/20WW**</p> <table style="width: 100%;"> <tr> <td style="width: 60%;">good [1]</td> <td style="width: 5%;"></td> <td style="width: 35%;"><input type="text"/></td> </tr> <tr> <td>satisfiable[2]</td> <td></td> <td><input type="text"/></td> </tr> <tr> <td>bad [3]</td> <td></td> <td><input type="text"/></td> </tr> </table> | good [1] | | <input type="text"/> | satisfiable[2] | | <input type="text"/> | bad [3] | | <input type="text"/> | | | | | | | |
| good [1] | | <input type="text"/> | | | | | | | | | | | | | | |
| satisfiable[2] | | <input type="text"/> | | | | | | | | | | | | | | |
| bad [3] | | <input type="text"/> | | | | | | | | | | | | | | |

Time span of variable

| | | | | | | | | | |
|------|------|------|------|------|------|------|------|------|------|
| 1991 | 1992 | 1993 | 1994 | 1995 | 1996 | 1997 | 1998 | 1999 | 2000 |
|------|------|------|------|------|------|------|------|------|------|

| | | | | | | | | | |
|------|------|------|------|------|------|------|------|------|------|
| WEST | | | | | | | | | |
| 2001 | 2002 | 2003 | 2004 | 2005 | 2006 | 2007 | 2008 | 2009 | 2010 |
| WEST | | | | | | | | | |
| EAST | | | | | | | | | |
| 2011 | 2012 | 2013 | 2014 | 2015 | 2016 | 2017 | 2018 | 2019 | 2020 |
| WEST | | | | | | | | | |
| EAST | | | | | | | | | |

| No. | Name | Label | Survey period | Survey frequency |
|---------|---------|--|--|--|
| 3.4.28) | bau_co3 | medium-term expected commercial operations: 1st quarter | West 08/1991 to 08/2012 East 08/2001 to 08/2012 | annual survey, August annual survey, August |

Wording of question

| Further information | | | | | | | | | | |
|--|----------------------|----------------------|-----------------|----------------------|-----------------|----------------------|---------|----------------------|--------------|----------------------|
| <p>since 08/1991 to 08/1995</p> <p>Medium-term expected commercial operations* Our state of business with respect to economic cycles</p> <p style="text-align: right;">1st quarter 19VV**</p> <table border="0"> <tr><td>very good [1]</td><td><input type="text"/></td></tr> <tr><td>good[2]</td><td><input type="text"/></td></tr> <tr><td>satisfiable [3]</td><td><input type="text"/></td></tr> <tr><td>bad [4]</td><td><input type="text"/></td></tr> <tr><td>very bad [5]</td><td><input type="text"/></td></tr> </table> | very good [1] | <input type="text"/> | good[2] | <input type="text"/> | satisfiable [3] | <input type="text"/> | bad [4] | <input type="text"/> | very bad [5] | <input type="text"/> |
| very good [1] | <input type="text"/> | | | | | | | | | |
| good[2] | <input type="text"/> | | | | | | | | | |
| satisfiable [3] | <input type="text"/> | | | | | | | | | |
| bad [4] | <input type="text"/> | | | | | | | | | |
| very bad [5] | <input type="text"/> | | | | | | | | | |
| <p>since 08/1996</p> <p>Medium-term expected commercial operations* Our state of business with respect to economic cycles</p> <p style="text-align: right;">1st quarter 20VV**</p> <table border="0"> <tr><td>good [1]</td><td><input type="text"/></td></tr> <tr><td>satisfiable [2]</td><td><input type="text"/></td></tr> <tr><td>bad [3]</td><td><input type="text"/></td></tr> </table> | good [1] | <input type="text"/> | satisfiable [2] | <input type="text"/> | bad [3] | <input type="text"/> | | | | |
| good [1] | <input type="text"/> | | | | | | | | | |
| satisfiable [2] | <input type="text"/> | | | | | | | | | |
| bad [3] | <input type="text"/> | | | | | | | | | |
| <p>Commercial operations next year, 1st quarter (for main construction trades)</p> <p>*Instructions to answer "Please answer this special question for the whole company, plant or subsidiary"</p> <p>** "20VV" means next year</p> <p>Example: If the question was posed in August 2003 , "20VV"="2004".</p> | | | | | | | | | | |

Time span of variable

| | | | | | | | | | |
|------|------|------|------|------|------|------|------|------|------|
| 1991 | 1992 | 1993 | 1994 | 1995 | 1996 | 1997 | 1998 | 1999 | 2000 |
| WEST | | | | | | | | | |
| 2001 | 2002 | 2003 | 2004 | 2005 | 2006 | 2007 | 2008 | 2009 | 2010 |
| WEST | | | | | | | | | |
| EAST | | | | | | | | | |
| 2011 | 2012 | 2013 | 2014 | 2015 | 2016 | 2017 | 2018 | 2019 | 2020 |
| WEST | | | | | | | | | |
| EAST | | | | | | | | | |

| No. | Name | Label | Survey period | Survey frequency |
|---------|---------|--|--|--|
| 3.4.29) | bau_co4 | medium-term expected commercial operations: 2nd quarter | West 08/1991 to 08/2012 East 08/2001 to 08/2012 | annual survey, August annual survey, August |

Wording of question

| Further information | | | | | | | | | | |
|--|----------------------|----------------------|---------|----------------------|-----------------|----------------------|---------|----------------------|--------------|----------------------|
| <p>since 08/1991 to 08/1995</p> <p>Medium-term expected commercial operations* Our state of business with respect to economic cycles</p> <p style="text-align: right;">2nd quarter 20VV**</p> <table border="0"> <tr><td>very good [1]</td><td><input type="text"/></td></tr> <tr><td>good[2]</td><td><input type="text"/></td></tr> <tr><td>satisfiable [3]</td><td><input type="text"/></td></tr> <tr><td>bad [4]</td><td><input type="text"/></td></tr> <tr><td>very bad [5]</td><td><input type="text"/></td></tr> </table> | very good [1] | <input type="text"/> | good[2] | <input type="text"/> | satisfiable [3] | <input type="text"/> | bad [4] | <input type="text"/> | very bad [5] | <input type="text"/> |
| very good [1] | <input type="text"/> | | | | | | | | | |
| good[2] | <input type="text"/> | | | | | | | | | |
| satisfiable [3] | <input type="text"/> | | | | | | | | | |
| bad [4] | <input type="text"/> | | | | | | | | | |
| very bad [5] | <input type="text"/> | | | | | | | | | |
| <p>since 08/1996</p> <p>Medium-term expected commercial operations* Our state of business with respect to economic cycles</p> <p style="text-align: right;">2nd quarter 20VV**</p> <table border="0"> <tr><td>good [1]</td><td><input type="text"/></td></tr> </table> | good [1] | <input type="text"/> | | | | | | | | |
| good [1] | <input type="text"/> | | | | | | | | | |
| <p>Commercial operations next year, 2nd quarter (for main construction trades)</p> <p>*Instructions to answer "Please answer this special question for the whole company, plant or subsidiary"</p> <p>** "20VV" means next year</p> <p>Example: If the question was posed in August 2003 , "20VV"="2004".</p> | | | | | | | | | | |

| | |
|-----------------|--|
| satisfiable [2] | |
| bad [3] | |

Time span of variable

| | | | | | | | | | |
|------|------|------|------|------|------|------|------|------|------|
| 1991 | 1992 | 1993 | 1994 | 1995 | 1996 | 1997 | 1998 | 1999 | 2000 |
| WEST | | | | | | | | | |
| 2001 | 2002 | 2003 | 2004 | 2005 | 2006 | 2007 | 2008 | 2009 | 2010 |
| WEST | | | | | | | | | |
| EAST | | | | | | | | | |
| 2011 | 2012 | 2013 | 2014 | 2015 | 2016 | 2017 | 2018 | 2019 | 2020 |
| WEST | | | | | | | | | |
| EAST | | | | | | | | | |

| No. | Name | Label | Survey period | Survey frequency |
|-----|------|-------|---------------|------------------|
|-----|------|-------|---------------|------------------|

| | | | | |
|---------|--------------|-----------------------------|-----------------------|------|
| 3.4.30) | bau_creditno | credit agreement not signed | East and West 06/2016 | once |
|---------|--------------|-----------------------------|-----------------------|------|

Wording of question

| | | | | | |
|--|---------------------|------------------------|---------------------|---------------------------------------|--|
| 06/2016 | Further information | | | | |
| <p>Have you signed one or more credit agreements with banks during the last 12 months? (e.g. new credits, debt restructuring or prolongation of a credit/ line of credit)</p> <p>no, because:</p> <table border="1"> <tr><td>[1] no need</td></tr> <tr><td>[2] unacceptable terms</td></tr> <tr><td>[3] denied by banks</td></tr> <tr><td>[4] no realistic prospect of a credit</td></tr> </table> | [1] no need | [2] unacceptable terms | [3] denied by banks | [4] no realistic prospect of a credit | |
| [1] no need | | | | | |
| [2] unacceptable terms | | | | | |
| [3] denied by banks | | | | | |
| [4] no realistic prospect of a credit | | | | | |

Time span of variable

| | | | | | | | | | |
|------|------|------|------|------|------|------|------|------|------|
| 1980 | 1981 | 1982 | 1983 | 1984 | 1985 | 1986 | 1987 | 1988 | 1989 |
| 1990 | 1991 | 1992 | 1993 | 1994 | 1995 | 1996 | 1997 | 1998 | 1999 |
| 2000 | 2001 | 2002 | 2003 | 2004 | 2005 | 2006 | 2007 | 2008 | 2009 |
| 2010 | 2011 | 2012 | 2013 | 2014 | 2015 | 2016 | 2017 | 2018 | 2019 |
| | | | | | | | WEST | | |
| | | | | | | | EAST | | |

| No. | Name | Label | Survey period | Survey frequency |
|-----|------|-------|---------------|------------------|
|-----|------|-------|---------------|------------------|

| | | | | |
|---------|----------------|--|-----------------------|------|
| 3.4.31) | bau_credituse1 | financing of ongoing operating resources | East and West 06/2016 | once |
|---------|----------------|--|-----------------------|------|

Wording of question

| | | | |
|---|--|-----|--|
| 06/2016 | Further information | | |
| <p>What was the usage of your last negotiated credit?</p> <table border="1"> <tr> <td>financing of ongoing operating resources</td> <td>[1]</td> </tr> </table> | financing of ongoing operating resources | [1] | |
| financing of ongoing operating resources | [1] | | |

Time span of variable

| | | | | | | | | | |
|------|------|------|------|------|------|------|------|------|------|
| 1980 | 1981 | 1982 | 1983 | 1984 | 1985 | 1986 | 1987 | 1988 | 1989 |
| 1990 | 1991 | 1992 | 1993 | 1994 | 1995 | 1996 | 1997 | 1998 | 1999 |
| 2000 | 2001 | 2002 | 2003 | 2004 | 2005 | 2006 | 2007 | 2008 | 2009 |

| | | | | | | | | | |
|------|------|------|------|------|------|--------------|------|------|------|
| 2010 | 2011 | 2012 | 2013 | 2014 | 2015 | 2016 | 2017 | 2018 | 2019 |
| | | | | | | WEST EAST | | | |

| No. | Name | Label | Survey period | Survey frequency |
|-----|------|-------|---------------|------------------|
|-----|------|-------|---------------|------------------|

| | | | | |
|---------|----------------|----------------------------|-----------------------|------|
| 3.4.32) | bau_credituse2 | financing of an investment | East and West 06/2016 | once |
|---------|----------------|----------------------------|-----------------------|------|

Wording of question

| | | | |
|---|----------------------------|-----|--|
| 06/2016 | Further information | | |
| What was the usage of your last negotiated credit? | | | |
| <table border="1"> <tr> <td>financing of an investment</td><td>[1]</td></tr> </table> | financing of an investment | [1] | |
| financing of an investment | [1] | | |

Time span of variable

| | | | | | | | | | |
|------|------|------|------|------|------|--------------|------|------|------|
| 1980 | 1981 | 1982 | 1983 | 1984 | 1985 | 1986 | 1987 | 1988 | 1989 |
| 1990 | 1991 | 1992 | 1993 | 1994 | 1995 | 1996 | 1997 | 1998 | 1999 |
| 2000 | 2001 | 2002 | 2003 | 2004 | 2005 | 2006 | 2007 | 2008 | 2009 |
| 2010 | 2011 | 2012 | 2013 | 2014 | 2015 | 2016 | 2017 | 2018 | 2019 |
| | | | | | | WEST EAST | | | |

| No. | Name | Label | Survey period | Survey frequency |
|-----|------|-------|---------------|------------------|
|-----|------|-------|---------------|------------------|

| | | | | |
|---------|----------------|-----------------|-----------------------|------|
| 3.4.33) | bau_credituse3 | other financing | East and West 06/2016 | once |
|---------|----------------|-----------------|-----------------------|------|

Wording of question

| | | | |
|---|---------------------|-----|--|
| 06/2016 | Further information | | |
| What was the usage of your last negotiated credit? | | | |
| <table border="1"> <tr> <td>others</td><td>[1]</td></tr> </table> | others | [1] | |
| others | [1] | | |

Time span of variable

| | | | | | | | | | |
|------|------|------|------|------|------|--------------|------|------|------|
| 1980 | 1981 | 1982 | 1983 | 1984 | 1985 | 1986 | 1987 | 1988 | 1989 |
| 1990 | 1991 | 1992 | 1993 | 1994 | 1995 | 1996 | 1997 | 1998 | 1999 |
| 2000 | 2001 | 2002 | 2003 | 2004 | 2005 | 2006 | 2007 | 2008 | 2009 |
| 2010 | 2011 | 2012 | 2013 | 2014 | 2015 | 2016 | 2017 | 2018 | 2019 |
| | | | | | | WEST EAST | | | |

| No. | Name | Label | Survey period | Survey frequency |
|-----|------|-------|---------------|------------------|
|-----|------|-------|---------------|------------------|

| | | | | |
|---------|---------------|-------------------------|-----------------------|------|
| 3.4.34) | bau_credityes | credit agreement signed | East and West 06/2016 | once |
|---------|---------------|-------------------------|-----------------------|------|

Wording of question

| | | | | | |
|---|---------------------------------------|--|--|---|--|
| 06/2016 | Further information | | | | |
| Have you signed one or more credit agreements with banks during the last 12 months? (e.g. new credits, debt restructuring or prolongation of a credit/ line of credit) | | | | | |
| Yes: | | | | | |
| <table border="1"> <tr><td>[1] amount and conditions as expected</td></tr> <tr><td>[2] amount as expected, worse conditions</td></tr> <tr><td>[3] conditions as expected, lower amount</td></tr> <tr><td>[4] lower amount and worse conditions than expected</td></tr> </table> | [1] amount and conditions as expected | [2] amount as expected, worse conditions | [3] conditions as expected, lower amount | [4] lower amount and worse conditions than expected | |
| [1] amount and conditions as expected | | | | | |
| [2] amount as expected, worse conditions | | | | | |
| [3] conditions as expected, lower amount | | | | | |
| [4] lower amount and worse conditions than expected | | | | | |

| 1980 | 1981 | 1982 | 1983 | 1984 | 1985 | 1986 | 1987 | 1988 | 1989 |
|------|------|------|------|------|------|--------------|------|------|------|
| | | | | | | | | | |
| 1990 | 1991 | 1992 | 1993 | 1994 | 1995 | 1996 | 1997 | 1998 | 1999 |
| | | | | | | | | | |
| 2000 | 2001 | 2002 | 2003 | 2004 | 2005 | 2006 | 2007 | 2008 | 2009 |
| | | | | | | | | | |
| 2010 | 2011 | 2012 | 2013 | 2014 | 2015 | 2016 | 2017 | 2018 | 2019 |
| | | | | | | WEST EAST | | | |

| No. | Name | Label | Survey period | Survey frequency |
|---------|------------------|--|--|--|
| 3.4.35) | bau_cvneg | changes in construction volume: negative changes in % | West 06/1991 to 06/2012 East 06/2001 to 06/2012 | annual survey, June annual survey, June |

Wording of question

| | |
|--|--|
| <p>since 06/1991</p> <p>Construction volume As far as it is possible to forecast already, we will presumably construct</p> <p>less, in fact about _____ %</p> <p>in 19WW/20WW than 19/20XX.</p> | <p>Further information</p> <p>Changes in construction volume: negative changes in % (for main construction trades)</p> <p>*Example: The question was posed in April 1993, "19WW=1993" and ""19XX=1992"</p> |
|--|--|

Time span of variable

| 1991 | 1992 | 1993 | 1994 | 1995 | 1996 | 1997 | 1998 | 1999 | 2000 |
|------|------|------|------|------|------|------|------|------|------|
| | | | | | | | | | |
| WEST | | | | | | | | | |
| | | | | | | | | | |
| 2001 | 2002 | 2003 | 2004 | 2005 | 2006 | 2007 | 2008 | 2009 | 2010 |
| | | | | | | | | | |
| WEST | | | | | | | | | |
| EAST | | | | | | | | | |
| | | | | | | | | | |
| 2011 | 2012 | 2013 | 2014 | 2015 | 2016 | 2017 | 2018 | 2019 | 2020 |
| | | | | | | | | | |
| WEST | | | | | | | | | |
| EAST | | | | | | | | | |

| No. | Name | Label | Survey period | Survey frequency |
|---------|-----------------|--|--|--|
| 3.4.36) | bau_cvno | changes in construction volume: no changes | West 06/1991 to 06/2012 East 06/2001 to 06/2012 | annual survey, June annual survey, June |

Wording of question

| | |
|--|---|
| <p>06/1991 to 06/1995</p> <p>Construction volume As far as it is possible to forecast already, our constructions will presumably be</p> <p>more [1] <input type="text"/></p> <p>not changing [2] <input type="text"/></p> <p>less [3] <input type="text"/></p> <p>by volume in 19WW* than 19XX.</p> | <p>Further information</p> <p>Changes in construction volume (for main construction trades)</p> <p>*Example: The question was posed in April 1993, "19WW=1993" and ""19XX=1992"</p> <p>**since 06/2009 Same characteristic as in the years 1991 to 1995</p> <p>[1] = more [2] = about the same [3] = less</p> <p>Higher or lower construction volume is not inquired in the questionnaire, but calculated from the variables 3.39) cvpos and 3.40) cvneg</p> |
| <p>since 06/1996</p> <p>Construction volume As far as it is possible to forecast already, our constructions will presumably be</p> <p>not changing [1]** <input type="text"/></p> <p>by volume in 19WW/20WW compared to 19/20XX.</p> | |

Time span of variable

| | | | | | | | | | |
|------|------|------|------|------|------|------|------|------|------|
| 1991 | 1992 | 1993 | 1994 | 1995 | 1996 | 1997 | 1998 | 1999 | 2000 |
| WEST | | | | | | | | | |
| 2001 | 2002 | 2003 | 2004 | 2005 | 2006 | 2007 | 2008 | 2009 | 2010 |
| WEST | | | | | | | | | |
| EAST | | | | | | | | | |
| 2011 | 2012 | 2013 | 2014 | 2015 | 2016 | 2017 | 2018 | 2019 | 2020 |
| WEST | | | | | | | | | |
| EAST | | | | | | | | | |

| No. | Name | Label | Survey period | Survey frequency |
|-----|------|-------|---------------|------------------|
|-----|------|-------|---------------|------------------|

| | | | | |
|---------|------------------|--|--|--|
| 3.4.37) | bau_cvpos | changes in construction volume: positive changes in % | West 06/1991 to 06/2012 East 06/2001 to 06/2012 | annual survey, June annual survey, June |
|---------|------------------|--|--|--|

Wording of question

| | |
|---|--|
| <p>since 06/1991</p> <p>Construction volume</p> <p>As far as it is possible to forecast already, we will presumably construct</p> <p style="text-align: center;">more, in fact about _____ %</p> <p style="text-align: center;">in 19WW/20WW than 19/20XX.</p> | <p>Further information</p> <p>Changes in construction volume: positive changes in % (for main construction trades)</p> <p>*Example: The question was posed in April 1993, "19WW=1993" and ""19XX=1992"</p> |
|---|--|

Time span of variable

| | | | | | | | | | |
|------|------|------|------|------|------|------|------|------|------|
| 1991 | 1992 | 1993 | 1994 | 1995 | 1996 | 1997 | 1998 | 1999 | 2000 |
| WEST | | | | | | | | | |
| 2001 | 2002 | 2003 | 2004 | 2005 | 2006 | 2007 | 2008 | 2009 | 2010 |
| WEST | | | | | | | | | |
| EAST | | | | | | | | | |
| 2011 | 2012 | 2013 | 2014 | 2015 | 2016 | 2017 | 2018 | 2019 | 2020 |
| WEST | | | | | | | | | |
| EAST | | | | | | | | | |

| No. | Name | Label | Survey period | Survey frequency |
|-----|------|-------|---------------|------------------|
|-----|------|-------|---------------|------------------|

| | | | | |
|---------|---------------------|---|--|--|
| 3.4.38) | bau_cvpr_bdl | % of construction volume: by drawing lots (in general) | West since 06/2013 East since 06/2013 | annual survey, June annual survey, June |
|---------|---------------------|---|--|--|

Wording of question

| | |
|---|--|
| <p>since 06/2013</p> <p>Execution</p> <p>Last year's total construction volume (=100%) was accounted for by ... (share in %)</p> <p style="text-align: center;">in total</p> <p style="text-align: center;">Drawing lots of the building contractor (individual trades without scheduling) by circa%</p> | <p>Further information</p> <p>Share of drawing lots to the total performance last year (in total)</p> |
|---|--|

Time span of variable

| | | | | | | | | | |
|------|------|------|------|------|------|------|------|------|------|
| 1991 | 1992 | 1993 | 1994 | 1995 | 1996 | 1997 | 1998 | 1999 | 2000 |
| 2001 | 2002 | 2003 | 2004 | 2005 | 2006 | 2007 | 2008 | 2009 | 2010 |
| 2011 | 2012 | 2013 | 2014 | 2015 | 2016 | 2017 | 2018 | 2019 | 2020 |
| WEST | | | | | | | | | |
| EAST | | | | | | | | | |

| | | | | | |
|--|--|--|--|--|--|
| | | | | | |
|--|--|--|--|--|--|

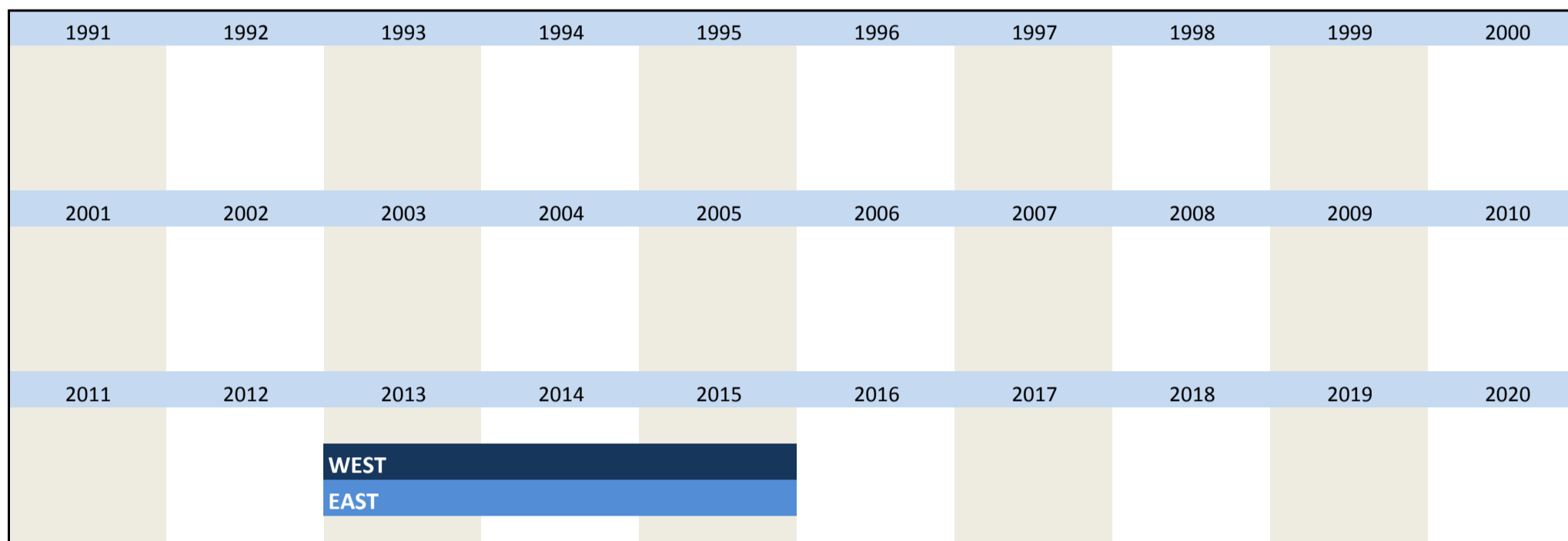
| No. | Name | Label | Survey period | Survey frequency |
|-----|------|-------|---------------|------------------|
|-----|------|-------|---------------|------------------|

3.4.39) **bau_cvpr_gc** % of construction volume: as general contractor (in general) West 06/2013 - 06/2015 East 06/2013 - 06/2015 annual survey, June annual survey, June

Wording of question

| | |
|---|--|
| <p>since 06/2013</p> <p>Execution Last year's total construction volume (=100%) was accounted for by ... (share in %)</p> <p style="text-align: center;">in total</p> <p style="text-align: center;">activity as general contractor (total construction execution by subcontractors) by circa%</p> | <p>Further information</p> <p>Share of activities as general contractor to last year's total construction volume (in total)</p> |
|---|--|

Time span of variable



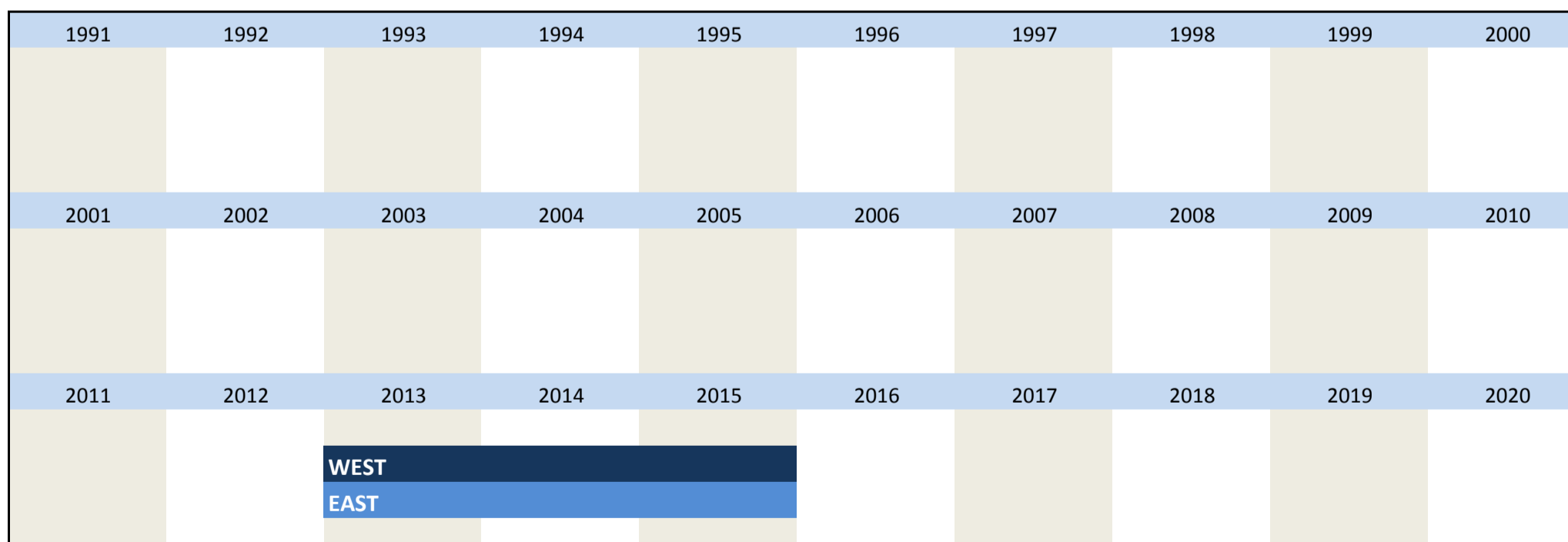
| No. | Name | Label | Survey period | Survey frequency |
|-----|------|-------|---------------|------------------|
|-----|------|-------|---------------|------------------|

3.4.40) **bau_cvpr_oth** % of construction volume: others (in general) West 06/2013 - 06/2015 East 06/2013 - 06/2015 annual survey, June annual survey, June

Wording of question

| | |
|--|--|
| <p>since 06/2013</p> <p>Execution Last year's total construction volume (=100%) was accounted for by ... (share in %)</p> <p style="text-align: center;">in total</p> <p style="text-align: center;">other (general contractor, promoter, project developer, system provider, pre-financing models, functional construction contract, PPP models) by circa%</p> | <p>Further information</p> <p>Share of other activities to last year's total construction volume (in total)</p> |
|--|--|

Time span of variable




| No. | Name | Label | Survey period | Survey frequency |
|-----|------|-------|---------------|------------------|
|-----|------|-------|---------------|------------------|

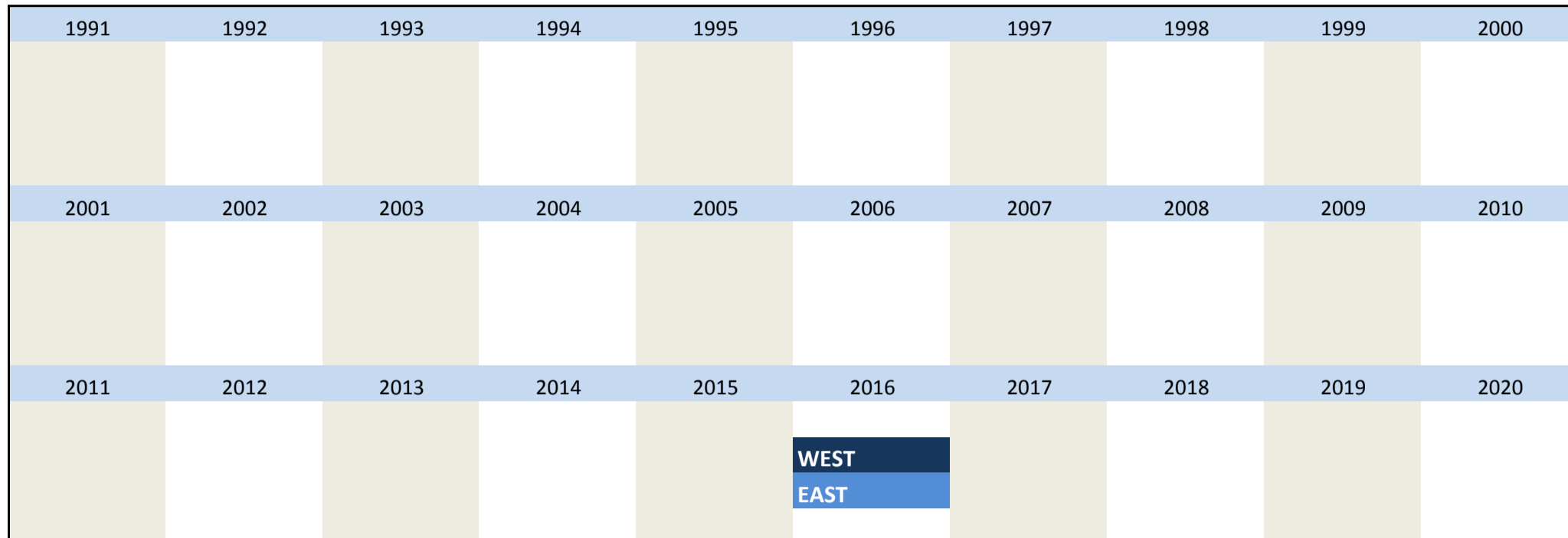
3.4.41) **bau_cvpr_oth2** % of construction volume: others (in general) West since 06/2016 East since 06/2016 annual survey, June annual survey, June

Wording of question

| | |
|----------------------|---|
| <p>since 06/2013</p> | <p>Further information</p> <p>Share of other activities to last year's total construction volume (in</p> |
|----------------------|---|




Time span of variable

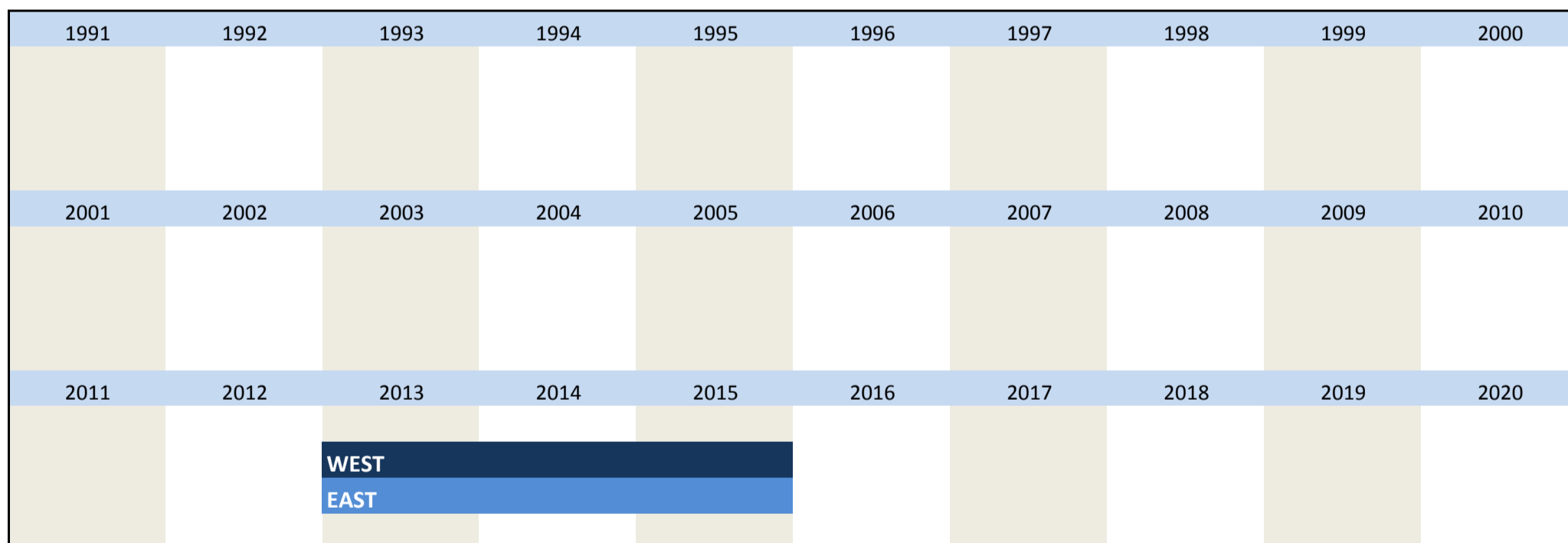


| No. | Name | Label | Survey period | Survey frequency |
|---------|-------------|---|--|--|
| 3.4.42) | bau_cvpr_pc | % of construction volume: as prime contractor (in general) | West 06/2013 - 06/2015 East 06/2013 - 06/2015 | annual survey, June annual survey, June |

Wording of question




Time span of variable




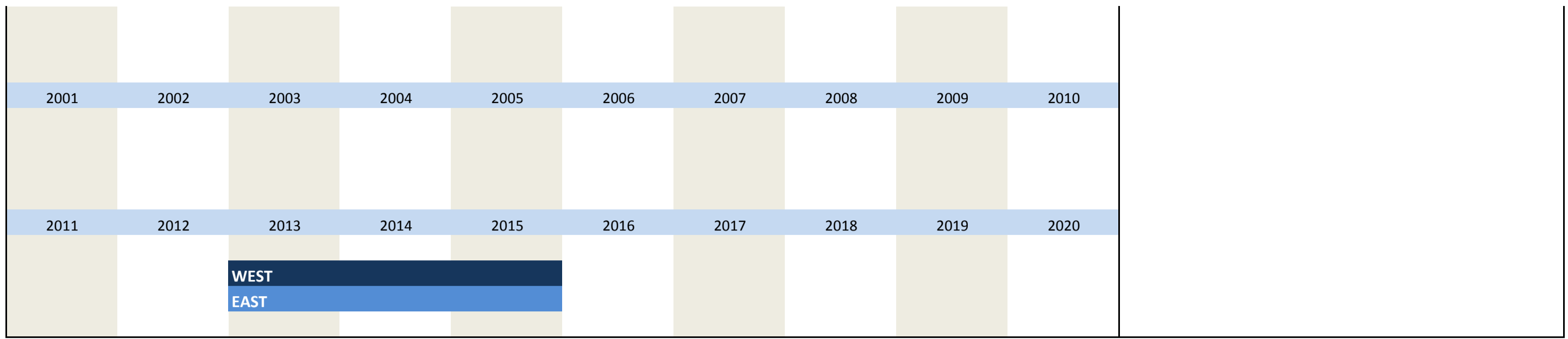
| No. | Name | Label | Survey period | Survey frequency |
|---------|-------------|--|--|--|
| 3.4.43) | bau_cvpr_sc | % of construction volume: as subcontractor (in general) | West 06/2013 - 06/2015 East 06/2013 - 06/2015 | annual survey, June annual survey, June |

Wording of question



Time span of variable



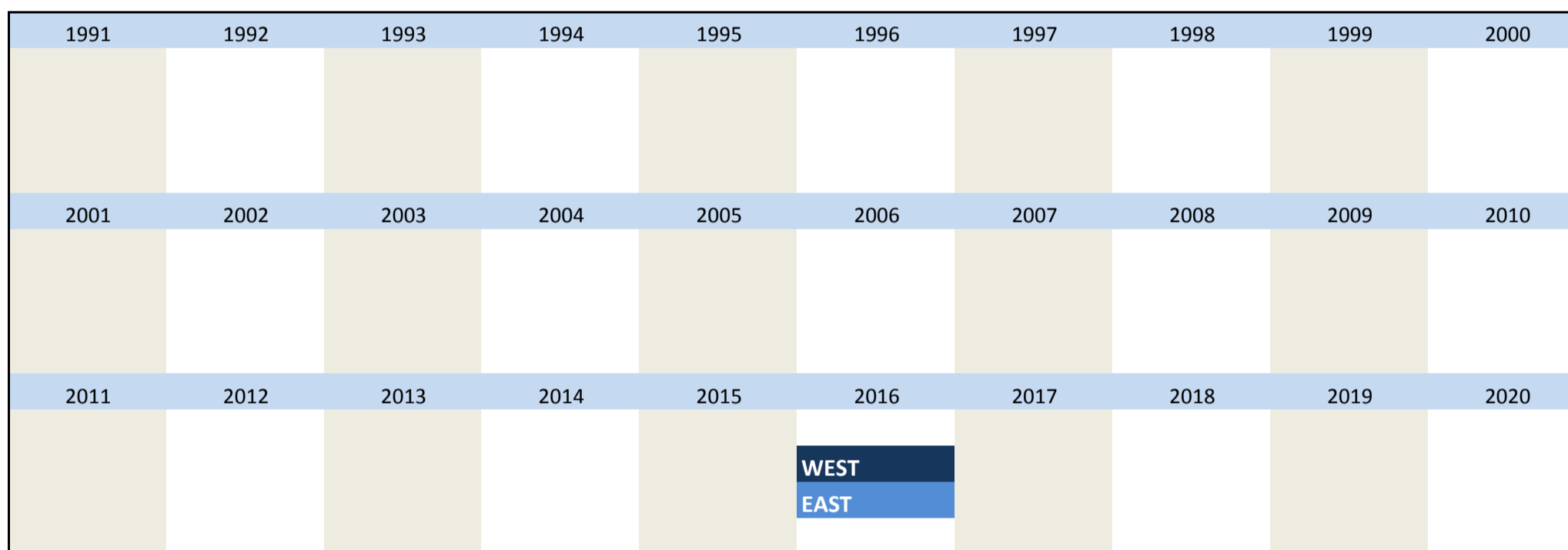


| No. | Name | Label | Survey period | Survey frequency |
|---------|----------------------|---|--|--|
| 3.4.44) | bau_cvpr_scpc | % of construction volume: as subcontractor and prime contractor (in general) | West since 06/2016 East since 06/2016 | annual survey, June annual survey, June |

Wording of question

| | |
|--|---|
| <p>since 06/2013</p> <p>Execution Last year's total construction volume (=100%) was accounted for by ... (share in %)</p> <p>activities as subcontractor and prime contractor</p> <p>in total by circa%</p> | <p>Further information</p> <p>Share of activities as a subcontractor to last year's total construction volume (in total)</p> |
|--|---|

Time span of variable

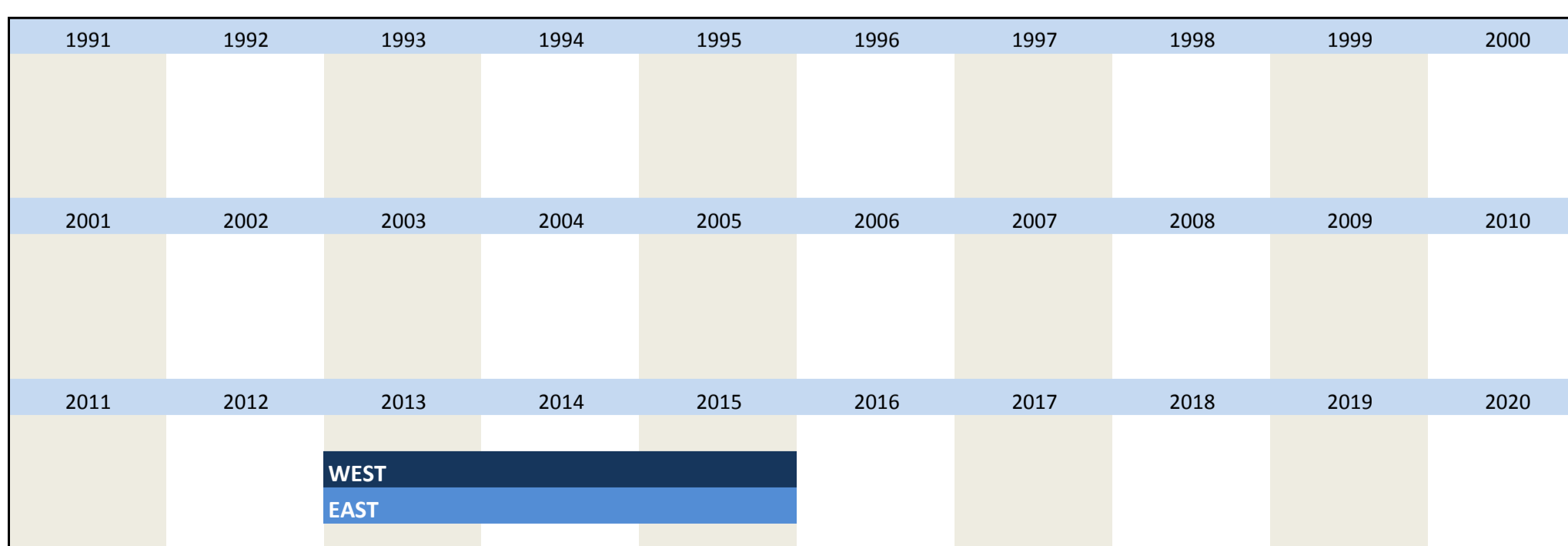


| No. | Name | Label | Survey period | Survey frequency |
|---------|-----------------------|--|--|--|
| 3.4.45) | bau_cvpr_solec | % of construction volume: as sole contractor (in general) | West 06/2013 - 06/2015 East 06/2013 - 06/2015 | annual survey, June annual survey, June |

Wording of question

| | |
|--|---|
| <p>since 06/2013</p> <p>Execution Last year's total construction volume (=100%) was accounted for by ... (share in %)</p> <p>activity as sole contractor (planning and construction execution for providing essential own services)</p> <p>in total by circa%</p> | <p>Further information</p> <p>Share of activities as sole contractor to last year's total construction volume (in total)</p> |
|--|---|

Time span of variable

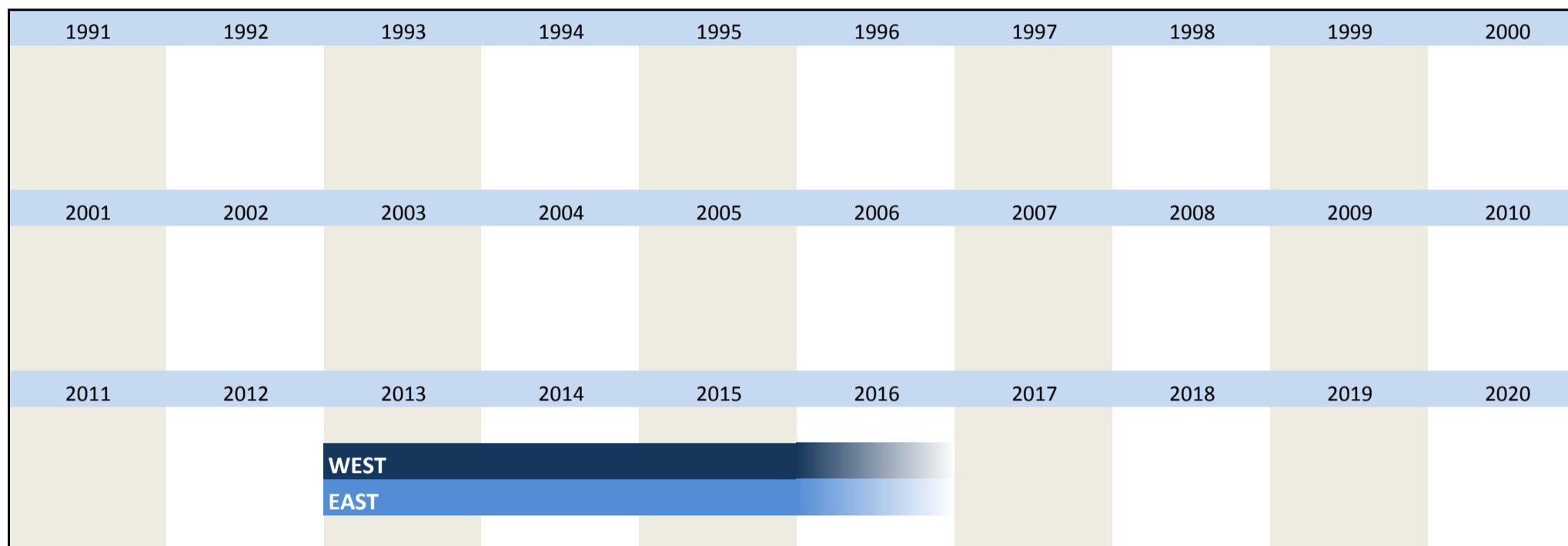


| No. | Name | Label | Survey period | Survey frequency |
|---------|--------------|---|--|--|
| 3.4.46) | bau_cvpu_bdl | % of construction volume: by drawing lots (public clients) | West since 06/2013 East since 06/2013 | annual survey, June annual survey, June |

Wording of question

| since 06/2013 | Further information |
|--|--|
| <p>Execution Last year's total construction volume (=100%) was accounted for by ... (share in %)</p> <p style="text-align: right;">public principals</p> <p style="text-align: center;">Drawing lots of the building contractor (individual trades without scheduling) by circa%</p> | Share of drawing lots to last year's total construction volume (public principals) |

Time span of variable

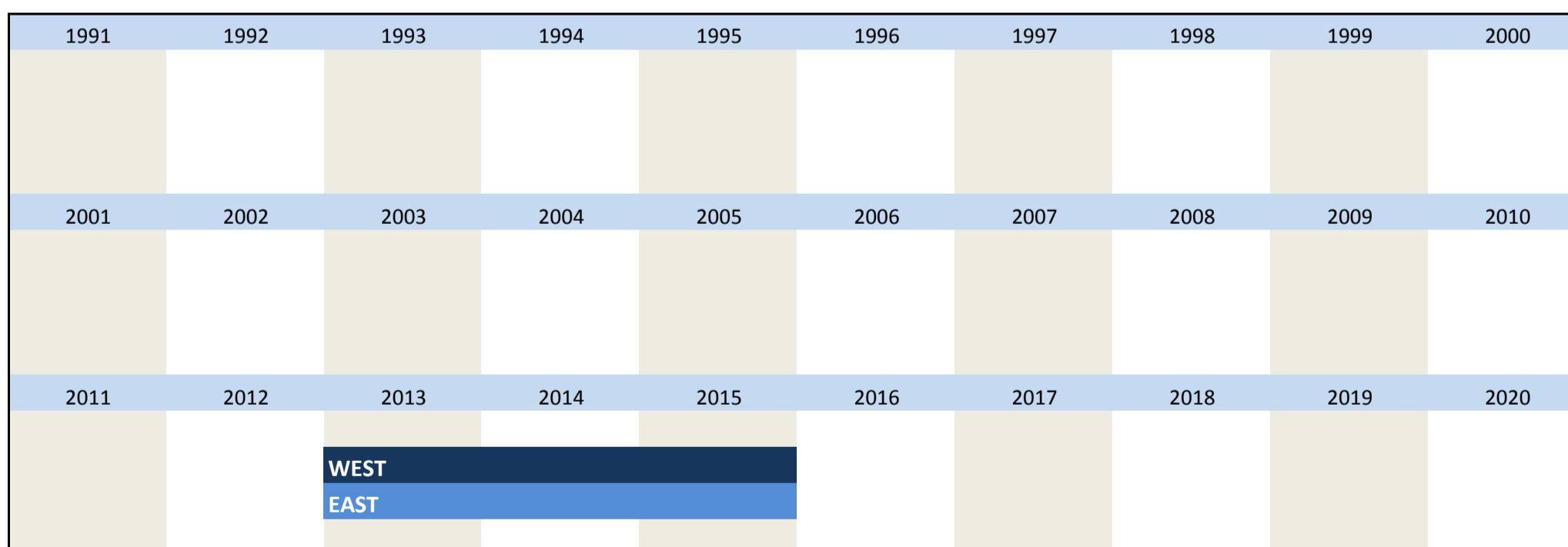


| No. | Name | Label | Survey period | Survey frequency |
|---------|-------------|---|--|--|
| 3.4.47) | bau_cvpu_gc | % of construction volume: as general contractor (public clients) | West 06/2013 - 06/2015 East 06/2013 - 06/2015 | annual survey, June annual survey, June |

Wording of question

| since 06/2013 | Further information |
|---|--|
| <p>Execution Last year's total construction volume (=100%) was accounted for by ... (share in %)</p> <p style="text-align: right;">public principals</p> <p style="text-align: center;">activity as general contractor (total construction execution by subcontractors) by circa%</p> | Share of activities as general contractor to last year's total construction volume (public principals) |

Time span of variable



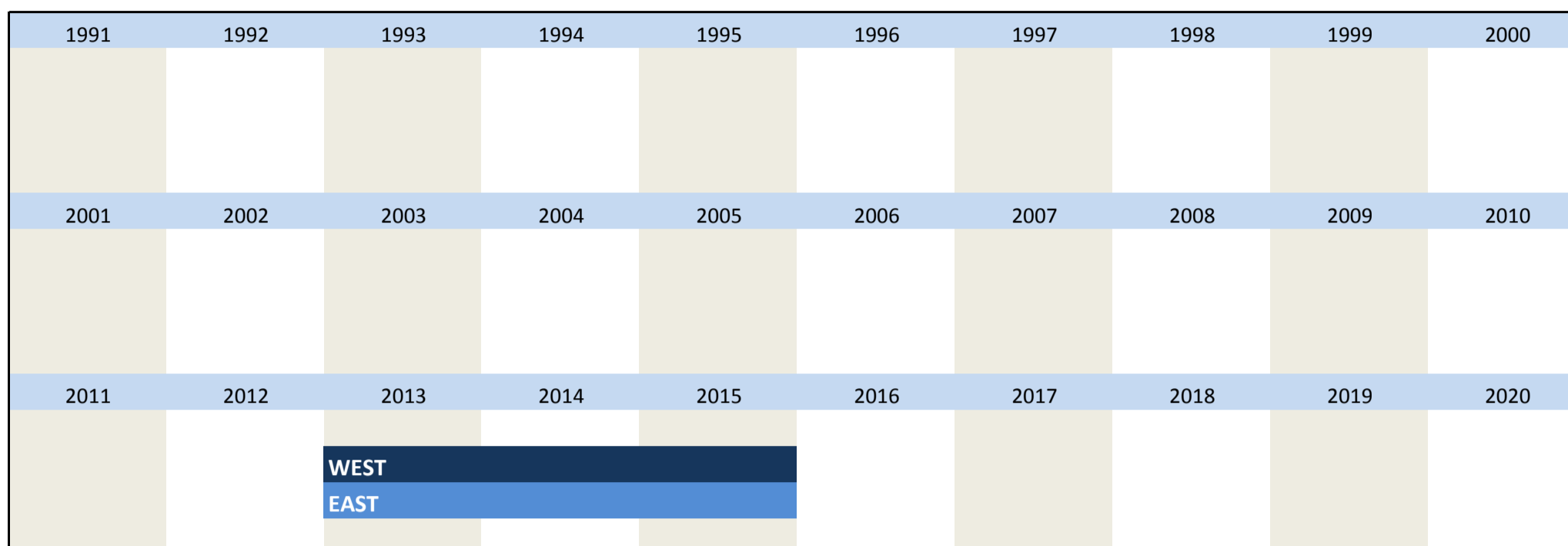
| No. | Name | Label | Survey period | Survey frequency |
|---------|--------------|--|--|--|
| 3.4.48) | bau_cvpu_oth | % of construction volume: others (public clients) | West 06/2013 - 06/2015 East 06/2013 - 06/2015 | annual survey, June annual survey, June |

Wording of question

| since 06/2013 | Further information |
|---|--|
| <p>Execution Last year's total construction volume (=100%) was accounted for by ... (share in %)</p> <p style="text-align: right;">public principals</p> | Share of other activities to last year's total construction volume (public principals) |

other (general contractor, promoter, project developer, system provider, pre-financing models, functional construction contract, PPP models)
by circa%

Time span of variable



| No. | Name | Label | Survey period | Survey frequency |
|-----|------|-------|---------------|------------------|
|-----|------|-------|---------------|------------------|

| | | | | |
|---------|----------------------|--|--|--|
| 3.4.49) | bau_cvpu_oth2 | % of construction volume: others (public clients) | West since 06/2016 East since 06/2016 | annual survey, June annual survey, June |
|---------|----------------------|--|--|--|

Wording of question

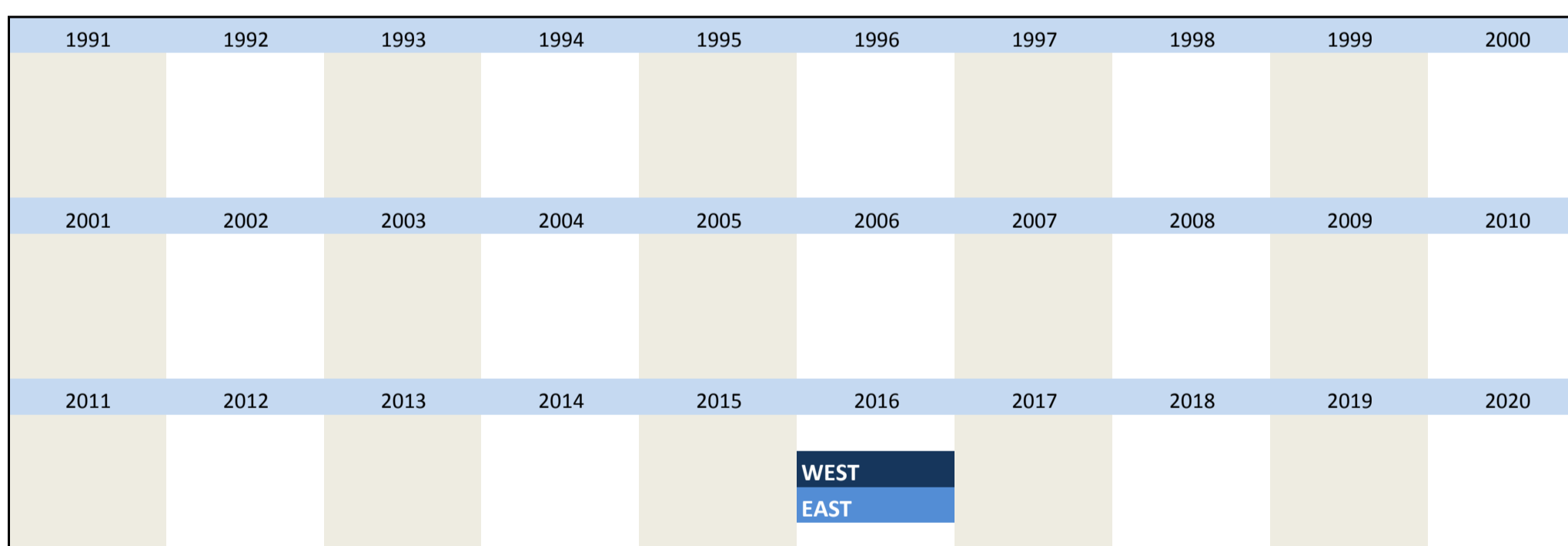
since 06/2013

Execution
Last year's total construction volume (=100%) was accounted for by ...
(share in %)

public clients
others
by circa%

Further information
Share of other activities to last year's total construction volume (public clients)

Time span of variable



| No. | Name | Label | Survey period | Survey frequency |
|-----|------|-------|---------------|------------------|
|-----|------|-------|---------------|------------------|

| | | | | |
|---------|--------------------|---|--|--|
| 3.4.50) | bau_cvpu_pc | % of construction volume: as prime contractor (public clients) | West 06/2013 - 06/2015 East 06/2013 - 06/2015 | annual survey, June annual survey, June |
|---------|--------------------|---|--|--|

Wording of question


since 06/2013

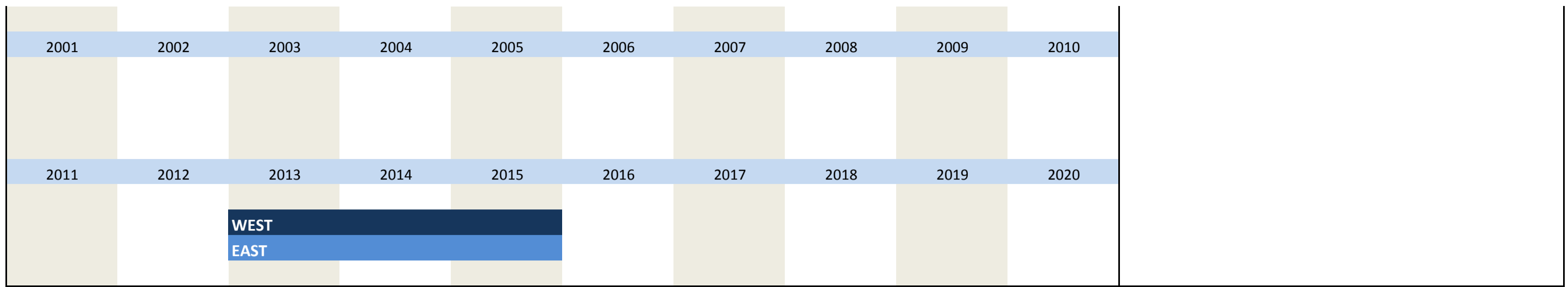
Execution
Last year's total construction volume (=100%) was accounted for by ...
(share in %)

public principals
activities as prime contractor (with partial construction completion)
by circa%

Further information
Share of activities as prime contractor to last year's total construction volume (public principals)

Time span of variable





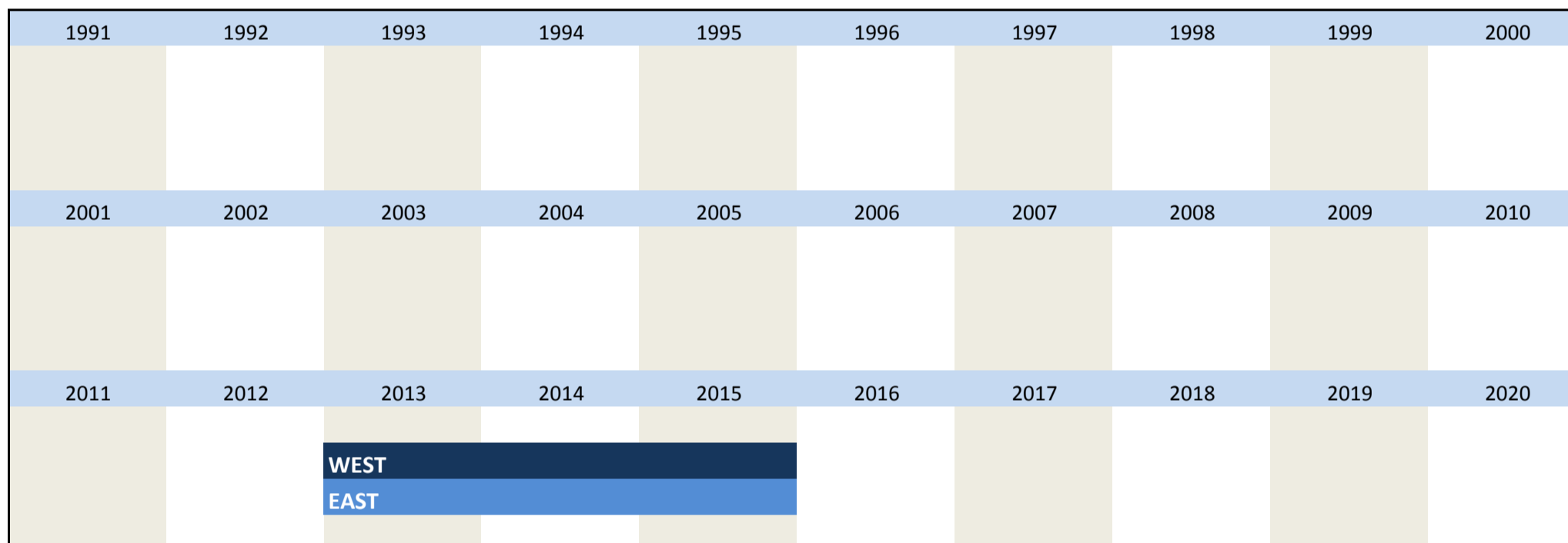
| No. | Name | Label | Survey period | Survey frequency |
|-----|------|-------|---------------|------------------|
|-----|------|-------|---------------|------------------|

| | | | | |
|---------|--------------------|--|--|--|
| 3.4.51) | bau_cvpu_sc | % of construction volume: as subcontractor (public clients) | West 06/2013 - 06/2015 East 06/2013 - 06/2015 | annual survey, June annual survey, June |
|---------|--------------------|--|--|--|

Wording of question

| Further information |
|---|
| <p>since 06/2013</p> <p>Execution Last year's total construction volume (=100%) was accounted for by ... (share in %)</p> <p>activities as subcontractor</p> <p>public principals</p> <p>by circa%</p> |

Time span of variable



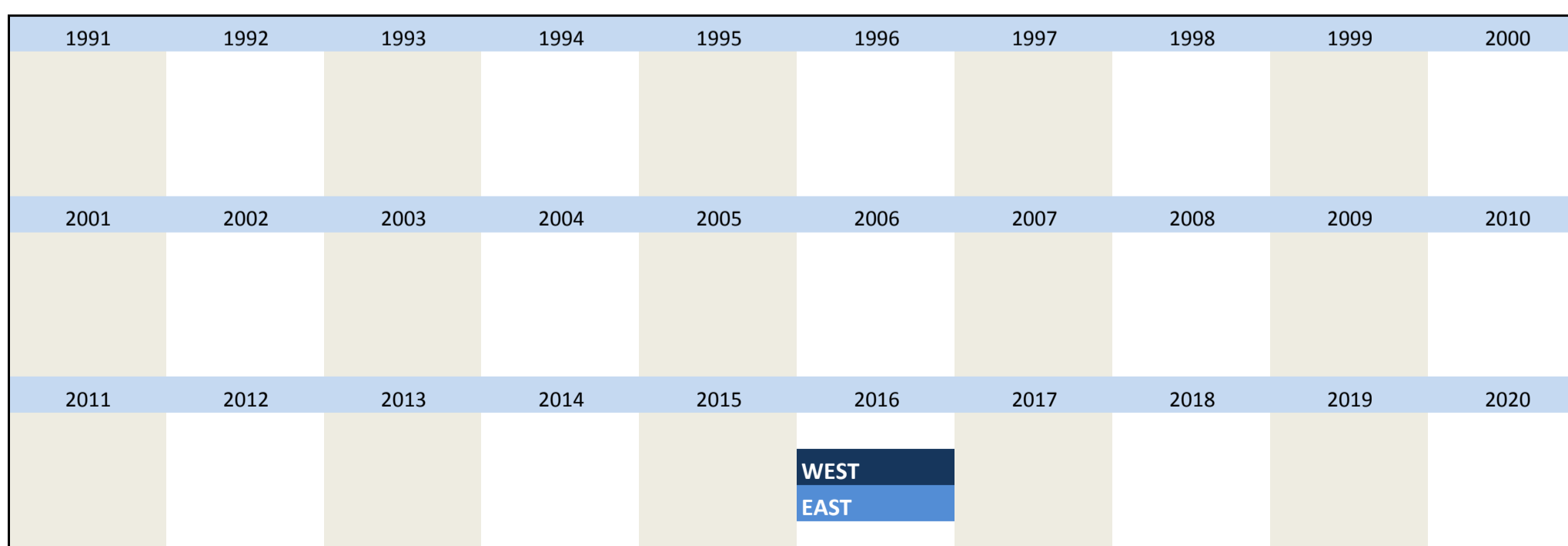
| No. | Name | Label | Survey period | Survey frequency |
|-----|------|-------|---------------|------------------|
|-----|------|-------|---------------|------------------|

| | | | | |
|---------|----------------------|---|--|--|
| 3.4.52) | bau_cvpu_scpc | % of construction volume: as subcontractor and prime contractor (public clients) | West since 06/2016 East since 06/2016 | annual survey, June annual survey, June |
|---------|----------------------|---|--|--|

Wording of question

| Further information |
|---|
| <p>since 06/2013</p> <p>Execution Last year's total construction volume (=100%) was accounted for by ... (share in %)</p> <p>activities as subcontractor and prime contractor</p> <p>public clients</p> <p>by circa%</p> |

Time span of variable



| No. | Name | Label | Survey period | Survey frequency |
|-----|------|-------|---------------|------------------|
|-----|------|-------|---------------|------------------|

3.4.53) **bau_cvpu_solec** % of construction volume:
as sole contractor (public clients)

West 06/2013 - 06/2015
East 06/2013 - 06/2015

annual survey, June
annual survey, June

Wording of question

since 06/2013

Execution
Last year's total construction volume (=100%) was accounted for by ...
(share in %)

public principals

activity as sole contractor
(planning and construction execution for providing
essential own services)

by circa%

Further information
Share of activities as sole contractor to last year's total construction volume (public principals)

Time span of variable

| | | | | | | | | | |
|------|------|------|------|------|------|------|------|------|------|
| 1991 | 1992 | 1993 | 1994 | 1995 | 1996 | 1997 | 1998 | 1999 | 2000 |
| 2001 | 2002 | 2003 | 2004 | 2005 | 2006 | 2007 | 2008 | 2009 | 2010 |
| 2011 | 2012 | 2013 | 2014 | 2015 | 2016 | 2017 | 2018 | 2019 | 2020 |
| | | WEST | | | | | | | |
| | | EAST | | | | | | | |

| No. | Name | Label | Survey period | Survey frequency |
|-----|------|-------|---------------|------------------|
|-----|------|-------|---------------|------------------|

3.4.54) **bau_deccon** decline of construction activity

West since 12/1991
East since 12/2002

annual survey*, December
annual survey, December

Wording of question

since 12/1991

Plant holidays
We report a decline of the construction activity in the respective holiday month in the ifo economic cycle test (question I.1)**
which is solely due to plant holidays

yes [1] no [2]

Further information
decline of construction activity due to plant holidays

*no inquiry in 12/2001

** see 2.1) context

Time span of variable

| | | | | | | | | | |
|------|------|------|------|------|------|------|------|------|------|
| 1991 | 1992 | 1993 | 1994 | 1995 | 1996 | 1997 | 1998 | 1999 | 2000 |
| WEST | | | | | | | | | |
| 2001 | 2002 | 2003 | 2004 | 2005 | 2006 | 2007 | 2008 | 2009 | 2010 |
| WEST | | | | | | | | | |
| | EAST | | | | | | | | |
| 2011 | 2012 | 2013 | 2014 | 2015 | 2016 | 2017 | 2018 | 2019 | 2020 |
| WEST | | | | | | | | | |
| EAST | | | | | | | | | |

| No. | Name | Label | Survey period | Survey frequency |
|-----|------|-------|---------------|------------------|
|-----|------|-------|---------------|------------------|

3.4.55) **bau_difil_ce** difficulties filling vacancies: construction engineer

East und West since 08/2013

annual survey, August

Wording of question

since 08/2013

How long did you have difficulties filling the vacancies (in months)?

for construction engineers

0 to 3 [1] 4 to 6 [2] more than 6 [3] vacancies not filled yet [4]

Further information

| Time span of variable | | | | | | | | | |
|-----------------------|------|------|------|------|------|------|------|------|------|
| 1991 | 1992 | 1993 | 1994 | 1995 | 1996 | 1997 | 1998 | 1999 | 2000 |
| | | | | | | | | | |
| 2001 | 2002 | 2003 | 2004 | 2005 | 2006 | 2007 | 2008 | 2009 | 2010 |
| | | | | | | | | | |
| 2011 | 2012 | 2013 | 2014 | 2015 | 2016 | 2017 | 2018 | 2019 | 2020 |
| | | WEST | | | | | | | |
| | | EAST | | | | | | | |

| No. | Name | Label | Survey period | Survey frequency |
|---------|--------------|--|-----------------------------|-----------------------|
| 3.4.56) | bau_difil_cp | difficulties filling vacancies: commercial professions | East und West since 08/2013 | annual survey, August |

Wording of question

| since 08/2013 | Further information |
|---|---------------------|
| How long did you have difficulties filling the vacancies (in months)? | |
| for commercial professions | |
| 0 to 3 [1] | |
| 4 to 6 [2] | |
| more than 6 [3] | |
| vacancies not filled yet [4] | |
| <input type="text"/> | |
| <input type="text"/> | |
| <input type="text"/> | |
| <input type="text"/> | |

Time span of variable

| 1991 | 1992 | 1993 | 1994 | 1995 | 1996 | 1997 | 1998 | 1999 | 2000 |
|------|------|------|------|------|------|------|------|------|------|
| | | | | | | | | | |
| 2001 | 2002 | 2003 | 2004 | 2005 | 2006 | 2007 | 2008 | 2009 | 2010 |
| | | | | | | | | | |
| 2011 | 2012 | 2013 | 2014 | 2015 | 2016 | 2017 | 2018 | 2019 | 2020 |
| | | WEST | | | | | | | |
| | | EAST | | | | | | | |


| No. | Name | Label | Survey period | Survey frequency |
|---------|--------------|---|-----------------------------|-----------------------|
| 3.4.57) | bau_difil_mc | difficulties filling vacancies: managerial staff (commerce) | East und West since 08/2013 | annual survey, August |

Wording of question

| since 08/2013 | Further information |
|---|---------------------|
| How long did you have difficulties filling the vacancies (in months)? | |
| for commercial managerial staff | |
| 0 to 3 [1] | |
| 4 to 6 [2] | |
| more than 6 [3] | |
| vacancies not filled yet [4] | |
| <input type="text"/> | |
| <input type="text"/> | |
| <input type="text"/> | |
| <input type="text"/> | |

Time span of variable

| 1991 | 1992 | 1993 | 1994 | 1995 | 1996 | 1997 | 1998 | 1999 | 2000 |
|------|------|------|------|------|------|------|------|------|------|
| | | | | | | | | | |
| 2001 | 2002 | 2003 | 2004 | 2005 | 2006 | 2007 | 2008 | 2009 | 2010 |
| | | | | | | | | | |

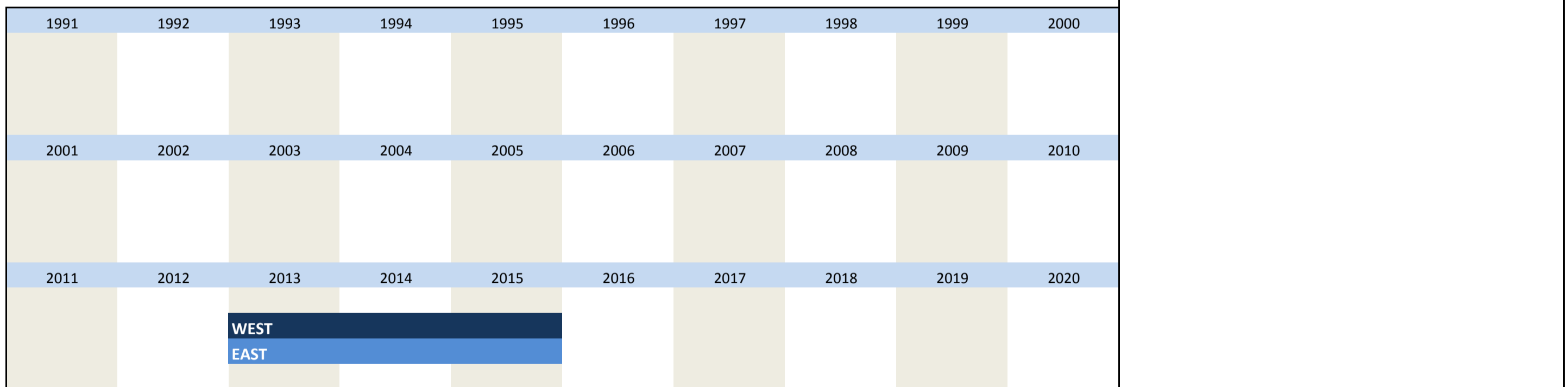


| No. | Name | Label | Survey period | Survey frequency |
|---------|--------------|--|-----------------------------|-----------------------|
| 3.4.58) | bau_difil_so | difficulties filling vacancies: sales occupation | East und West since 08/2013 | annual survey, August |

Wording of question

| | |
|--|---------------------|
| <p>since 08/2013</p> <p>How long did you have difficulties filling the vacancies (in months)?</p> <p>for sales occupation</p> <p>0 to 3 [1] 4 to 6 [2] more than 6 [3] vacancies not filled yet [4]</p> <p><input type="text"/> <input type="text"/> <input type="text"/> <input type="text"/></p> | Further information |
|--|---------------------|

Time span of variable

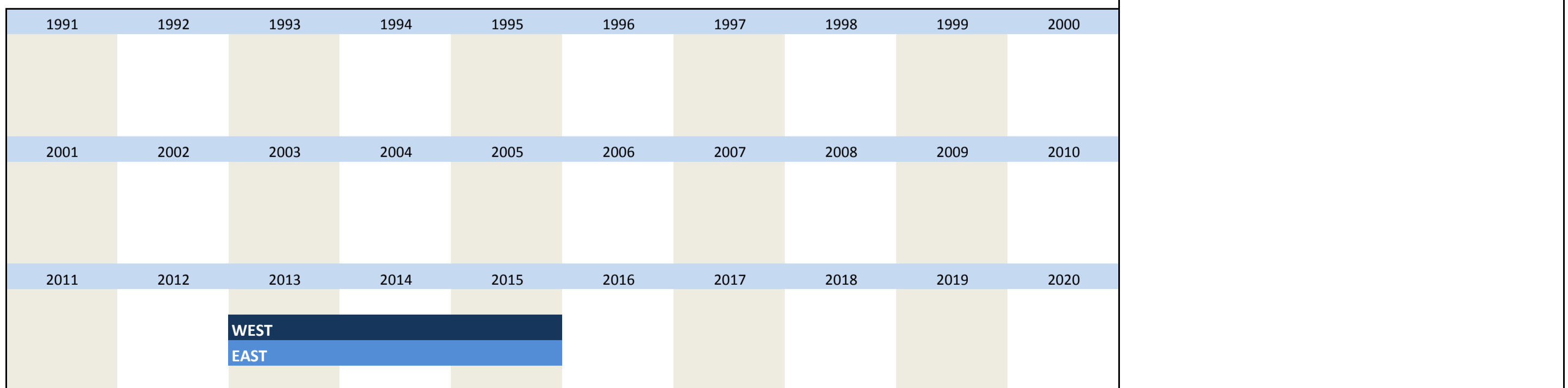


| No. | Name | Label | Survey period | Survey frequency |
|---------|--------------|---|-----------------------------|-----------------------|
| 3.4.59) | bau_difil_tc | difficulties filling vacancies: trainees (commerce) | East und West since 08/2013 | annual survey, August |

Wording of question

| | |
|---|---------------------|
| <p>since 08/2013</p> <p>How long did you have difficulties filling the vacancies (in months)?</p> <p>for commercial trainees</p> <p>0 to 3 [1] 4 to 6 [2] more than 6 [3] vacancies not filled yet [4]</p> <p><input type="text"/> <input type="text"/> <input type="text"/> <input type="text"/></p> | Further information |
|---|---------------------|

Time span of variable



| No. | Name | Label | Survey period | Survey frequency |
|-----|------|-------|---------------|------------------|
|-----|------|-------|---------------|------------------|

3.4.60)

bau_difilvac

difficulties filling vacancies

East und West since 08/2013

annual survey, August

Wording of question

| | |
|---|----------------------------|
| <p>since 08/2013</p> <p>We had difficulties filling the vacancies</p> <p>yes [1] <input type="text"/> no [2] <input type="text"/></p> | <p>Further information</p> |
|---|----------------------------|

Time span of variable

| | | | | | | | | | |
|------|------|------|------|------|------|------|------|------|------|
| 1991 | 1992 | 1993 | 1994 | 1995 | 1996 | 1997 | 1998 | 1999 | 2000 |
| 2001 | 2002 | 2003 | 2004 | 2005 | 2006 | 2007 | 2008 | 2009 | 2010 |
| 2011 | 2012 | 2013 | 2014 | 2015 | 2016 | 2017 | 2018 | 2019 | 2020 |
| | | WEST | | EAST | | | | | |

| No. | Name | Label | Survey period | Survey frequency |
|-----|------|-------|---------------|------------------|
|-----|------|-------|---------------|------------------|

3.4.61)

bau_employ

employees

West since 01/1991
East since 01/1991

monthly
monthly

| | |
|--|---|
| <p>since 01/1991</p> <p>During the next 3-4 months the number of our employees will be</p> <p>increasing [1] not changing [2] decreasing [3]</p> <p>in total <input type="text"/> <input type="text"/> <input type="text"/></p> <p>thereof <input type="text"/> <input type="text"/> <input type="text"/></p> <p>employees <input type="text"/> <input type="text"/> <input type="text"/></p> | <p>Further information</p> <p>employees</p> |
|--|---|

Time span of variable

| | | | | | | | | | |
|------|------|------|------|------|------|------|------|------|------|
| 1991 | 1992 | 1993 | 1994 | 1995 | 1996 | 1997 | 1998 | 1999 | 2000 |
| WEST | | | | | | | | | |
| EAST | | | | | | | | | |
| 2001 | 2002 | 2003 | 2004 | 2005 | 2006 | 2007 | 2008 | 2009 | 2010 |
| WEST | | | | | | | | | |
| EAST | | | | | | | | | |
| 2011 | 2012 | 2013 | 2014 | 2015 | 2016 | 2017 | 2018 | 2019 | 2020 |
| WEST | | | | | | | | | |
| EAST | | | | | | | | | |

| No. | Name | Label | Survey period | Survey frequency |
|-----|------|-------|---------------|------------------|
|-----|------|-------|---------------|------------------|

3.4.62)

bau_equiput1

equipment utilization (civil engineering) in %

West since 01/1991
East since 01/1991

monthly
monthly

| | | | | | | | | | | | | | | | | | | | | | | | | | | | | | | | | | | | | | | | | | | | | | | | | | | | | | | | | | | | | | |
|---|----|----|----|----|----|----|----|----|----|-----|--------------------------|--------------------------|--|--|--|--|--|--|--|--|--|--|--|--|----------|--|--|--|--|--|--|--|--|--|--|--|-------------------------|--|--|--|--|--|--|--|--|--|--|--|-----------------------------|--|--|--|--|--|--|--|--|--|--|--|---|
| <p>01/1991 to 11/2001</p> <p>In the month under report the utilization of our equipment (full utilization customary for the company=100%) was on average about</p> <p>all equipment: <table border="1"> <tr> <td>30</td><td>40</td><td>50</td><td>60</td><td>70</td><td>75</td><td>80</td><td>85</td><td>90</td><td>95</td><td>100</td><td>more than 100%, in fact:</td> </tr> <tr> <td></td><td></td><td></td><td></td><td></td><td></td><td></td><td></td><td></td><td></td><td></td><td></td> </tr> <tr> <td>thereof:</td><td></td><td></td><td></td><td></td><td></td><td></td><td></td><td></td><td></td><td></td><td></td> </tr> <tr> <td>- for civil engineering</td><td></td><td></td><td></td><td></td><td></td><td></td><td></td><td></td><td></td><td></td><td></td> </tr> <tr> <td>- for building construction</td><td></td><td></td><td></td><td></td><td></td><td></td><td></td><td></td><td></td><td></td><td></td> </tr> </table></p> <p>since 01/2002</p> | 30 | 40 | 50 | 60 | 70 | 75 | 80 | 85 | 90 | 95 | 100 | more than 100%, in fact: | | | | | | | | | | | | | thereof: | | | | | | | | | | | | - for civil engineering | | | | | | | | | | | | - for building construction | | | | | | | | | | | | <p>Further information</p> <p>Capacity utilization in main construction trades</p> <p>Distinguishing between civil engineering and building construction happens only in the main construction trades. This question does not exist for the prefabricated building construction</p> |
| 30 | 40 | 50 | 60 | 70 | 75 | 80 | 85 | 90 | 95 | 100 | more than 100%, in fact: | | | | | | | | | | | | | | | | | | | | | | | | | | | | | | | | | | | | | | | | | | | | | | | | | | |
| | | | | | | | | | | | | | | | | | | | | | | | | | | | | | | | | | | | | | | | | | | | | | | | | | | | | | | | | | | | | | |
| thereof: | | | | | | | | | | | | | | | | | | | | | | | | | | | | | | | | | | | | | | | | | | | | | | | | | | | | | | | | | | | | | |
| - for civil engineering | | | | | | | | | | | | | | | | | | | | | | | | | | | | | | | | | | | | | | | | | | | | | | | | | | | | | | | | | | | | | |
| - for building construction | | | | | | | | | | | | | | | | | | | | | | | | | | | | | | | | | | | | | | | | | | | | | | | | | | | | | | | | | | | | | |

Lately the capacity utilization of our machines (full capacity utilization customary for the company=100%) was on average about

| | | | | | | | | | | | | |
|-----------------------------|----|----|----|----|----|----|----|----|----|----|-----|--------------------------|
| all equipment: | 30 | 40 | 50 | 60 | 70 | 75 | 80 | 85 | 90 | 95 | 100 | more than 100%, in fact: |
| thereof: | | | | | | | | | | | | |
| - for civil engineering | | | | | | | | | | | | |
| - for building construction | | | | | | | | | | | | |

Time span of variable

| | | | | | | | | | |
|------|------|------|------|------|------|------|------|------|------|
| 1991 | 1992 | 1993 | 1994 | 1995 | 1996 | 1997 | 1998 | 1999 | 2000 |
| WEST | | | | | | | | | |
| EAST | | | | | | | | | |
| 2001 | 2002 | 2003 | 2004 | 2005 | 2006 | 2007 | 2008 | 2009 | 2010 |
| WEST | | | | | | | | | |
| EAST | | | | | | | | | |
| 2011 | 2012 | 2013 | 2014 | 2015 | 2016 | 2017 | 2018 | 2019 | 2020 |
| WEST | | | | | | | | | |
| EAST | | | | | | | | | |

| No. | Name | Label | Survey period | Survey frequency |
|-----|------|-------|---------------|------------------|
|-----|------|-------|---------------|------------------|

| | | | | |
|---------|------------|-----------------|-----------------------|------|
| 3.4.63) | bau_fambus | family business | East and West 02/2014 | once |
|---------|------------|-----------------|-----------------------|------|

Wording of question

| | |
|--|---------------------|
| 02/2014 | Further Information |
| D) For research purposes? | |
| Do you envision yourself as a family business? (This means a company whose voting capital is held predominately by one or more families that are connected) | |
| <input type="checkbox"/> yes[1] <input type="checkbox"/> no[2] | |

Time span of variable

| | | | | | | | | | |
|------|------|------|------|------|------|------|------|------|------|
| 1980 | 1981 | 1982 | 1983 | 1984 | 1985 | 1986 | 1987 | 1988 | 1989 |
| 1990 | 1991 | 1992 | 1993 | 1994 | 1995 | 1996 | 1997 | 1998 | 1999 |
| 2000 | 2001 | 2002 | 2003 | 2004 | 2005 | 2006 | 2007 | 2008 | 2009 |
| 2010 | 2011 | 2012 | 2013 | 2014 | 2015 | 2016 | 2017 | 2018 | 2019 |
| WEST | | | | | | | | | |
| EAST | | | | | | | | | |

| No. | Name | Label | Survey period | Survey frequency |
|-----|------|-------|---------------|------------------|
|-----|------|-------|---------------|------------------|

| | | | | |
|---------|----------------|--|------------------------------|--------------|
| 3.4.64) | bau_flight_eur | importance of flight connections in Europe | West 03/2013 East 03/2013 | once once |
|---------|----------------|--|------------------------------|--------------|

Wording of question

| | | | | | | | | | |
|--|---|----------------|-------------|----------------|-------------|-----|-----|-----|-----|
| 03/2013 | Further information | | | | | | | | |
| Special question (once) | Importance of flight connections to destinations in Europe | | | | | | | | |
| How important for your company is a flight connection to destinations in | | | | | | | | | |
| Europe | | | | | | | | | |
| | <table border="1"> <tr> <td>very important</td> <td>important</td> <td>less important</td> <td>unimportant</td> </tr> <tr> <td>[1]</td> <td>[2]</td> <td>[3]</td> <td>[4]</td> </tr> </table> | very important | important | less important | unimportant | [1] | [2] | [3] | [4] |
| very important | important | less important | unimportant | | | | | | |
| [1] | [2] | [3] | [4] | | | | | | |

Time span of variable

| | | | | | | | | | |
|------|------|------|------|------|------|------|------|------|------|
| 1991 | 1992 | 1993 | 1994 | 1995 | 1996 | 1997 | 1998 | 1999 | 2000 |
| 2001 | 2002 | 2003 | 2004 | 2005 | 2006 | 2007 | 2008 | 2009 | 2010 |
| 2011 | 2012 | 2013 | 2014 | 2015 | 2016 | 2017 | 2018 | 2019 | 2020 |

WEST
EAST

| No. | Name | Label | Survey period | Survey frequency |
|-----|------|-------|---------------|------------------|
|-----|------|-------|---------------|------------------|

| | | | | |
|---------|-----------------------|---|------------------------------|--------------|
| 3.4.65) | bau_flight_ger | importance of flight connections in Germany | West 03/2013 East 03/2013 | once once |
|---------|-----------------------|---|------------------------------|--------------|

Wording of question

| | | | | | | | |
|---------|---|--|-----------------------|--------------------|-----------------------|--------------------|--|
| 03/2013 | Special question (once) How important for your company is a flight connection to destinations in | Further information Importance of flight connections to destinations in Germany | | | | | |
| | <table border="1"> <tr> <td>Germany</td> <td>very important [1]</td> <td>important [2]</td> <td>less important [3]</td> <td>unimportant [4]</td> </tr> </table> | Germany | very important [1] | important [2] | less important [3] | unimportant [4] | |
| Germany | very important [1] | important [2] | less important [3] | unimportant [4] | | | |

Time span of variable

| | | | | | | | | | |
|------|------|------|------|------|------|------|------|------|------|
| 1991 | 1992 | 1993 | 1994 | 1995 | 1996 | 1997 | 1998 | 1999 | 2000 |
| 2001 | 2002 | 2003 | 2004 | 2005 | 2006 | 2007 | 2008 | 2009 | 2010 |
| 2011 | 2012 | 2013 | 2014 | 2015 | 2016 | 2017 | 2018 | 2019 | 2020 |

WEST
EAST

| No. | Name | Label | Survey period | Survey frequency |
|-----|------|-------|---------------|------------------|
|-----|------|-------|---------------|------------------|

| | | | | |
|---------|-------------------------|--|------------------------------|--------------|
| 3.4.66) | bau_flight_world | importance of flight connections worldwide | West 03/2013 East 03/2013 | once once |
|---------|-------------------------|--|------------------------------|--------------|

Wording of question

| | | | | | | | |
|-----------|---|---|-----------------------|--------------------|-----------------------|--------------------|--|
| 03/2013 | Special question (once) How important for your company is a flight connection to destinations | Further information Importance of flight connections to destinations worldwide | | | | | |
| | <table border="1"> <tr> <td>worldwide</td> <td>very important [1]</td> <td>important [2]</td> <td>less important [3]</td> <td>unimportant [4]</td> </tr> </table> | worldwide | very important [1] | important [2] | less important [3] | unimportant [4] | |
| worldwide | very important [1] | important [2] | less important [3] | unimportant [4] | | | |

Time span of variable

| | | | | | | | | | |
|------|------|------|------|------|------|------|------|------|------|
| 1991 | 1992 | 1993 | 1994 | 1995 | 1996 | 1997 | 1998 | 1999 | 2000 |
| 2001 | 2002 | 2003 | 2004 | 2005 | 2006 | 2007 | 2008 | 2009 | 2010 |
| 2011 | 2012 | 2013 | 2014 | 2015 | 2016 | 2017 | 2018 | 2019 | 2020 |

| | | | | | | |
|--|--|--------------|--|--|--|--|
| | | WEST EAST | | | | |
|--|--|--------------|--|--|--|--|

| No. | Name | Label | Survey period | Survey frequency |
|-----|------|-------|---------------|------------------|
|-----|------|-------|---------------|------------------|

| | | | | |
|---------|-------------|-------------------|--|--------------------|
| 3.4.67) | bau_indwork | industrial worker | West since 01/1991 East since 01/1991 | monthly monthly |
|---------|-------------|-------------------|--|--------------------|

since 01/1991

During the next 3-4 months the number of our employees will be

| | increasing [1] | not changing [2] | decreasing [3] |
|--------------------|----------------------|----------------------|----------------------|
| in total | <input type="text"/> | <input type="text"/> | <input type="text"/> |
| thereof | <input type="text"/> | <input type="text"/> | <input type="text"/> |
| industrial workers | <input type="text"/> | <input type="text"/> | <input type="text"/> |

Further information

industrial workers

Time span of variable

| | | | | | | | | | |
|------|------|------|------|------|------|------|------|------|------|
| 1991 | 1992 | 1993 | 1994 | 1995 | 1996 | 1997 | 1998 | 1999 | 2000 |
| WEST | | | | | | | | | |
| EAST | | | | | | | | | |
| 2001 | 2002 | 2003 | 2004 | 2005 | 2006 | 2007 | 2008 | 2009 | 2010 |
| WEST | | | | | | | | | |
| EAST | | | | | | | | | |
| 2011 | 2012 | 2013 | 2014 | 2015 | 2016 | 2017 | 2018 | 2019 | 2020 |
| WEST | | | | | | | | | |
| EAST | | | | | | | | | |

| No. | Name | Label | Survey period | Survey frequency |
|-----|------|-------|---------------|------------------|
|-----|------|-------|---------------|------------------|

| | | | | |
|---------|----------|--------------------|-------------------------|------------------------|
| 3.4.68) | bau_inwo | industrial workers | East 01/2000 to 01/2001 | annual survey, January |
|---------|----------|--------------------|-------------------------|------------------------|

Wording of question

01/2000 to 01/2001

Employees

In the year 20WW* the number of our industrial workers was on average _____

Further information

industrial workers

* "20WW" means this year

Example:
If the question was posed in December 2000 ,
"20WW"="2000".

Time span of variable

| | | | | | | | | | |
|------|------|------|------|------|------|------|------|------|------|
| 1991 | 1992 | 1993 | 1994 | 1995 | 1996 | 1997 | 1998 | 1999 | 2000 |
| | | | | | | | | | EAST |
| 2001 | 2002 | 2003 | 2004 | 2005 | 2006 | 2007 | 2008 | 2009 | 2010 |
| EAST | | | | | | | | | |
| 2011 | 2012 | 2013 | 2014 | 2015 | 2016 | 2017 | 2018 | 2019 | 2020 |

| No. | Name | Label | Survey period | Survey frequency |
|-----|------|-------|---------------|------------------|
|-----|------|-------|---------------|------------------|

| | | | | |
|---------|-------------|---------------------------|-------------------------|--------------------------|
| 3.4.69) | bau_lackwo2 | lack of work (comparison) | West 09/1991 to 09/1995 | annual survey, September |
|---------|-------------|---------------------------|-------------------------|--------------------------|

Wording of question

09/1991 to 09/1995

Summer holidays

Compared to summer of last year the amount of lack of work in July and August 19WW* has

| | increased [1] | not changed [2] |
|--|----------------------|----------------------|
| | <input type="text"/> | <input type="text"/> |

Further information

Lack of work due to summer holidays compared to last year

* "20WW" means this year

Example:
If the question was posed in September 1993 ,

| | | | | | | | | | | |
|-----------------------|------|------|------|------|------|------|------|------|------|----------------|
| decreased [3] | | | | | | | | | | "19WW"="1993". |
| Time span of variable | | | | | | | | | | |
| 1991 | 1992 | 1993 | 1994 | 1995 | 1996 | 1997 | 1998 | 1999 | 2000 | |
| WEST | | | | | | | | | | |
| 2001 | 2002 | 2003 | 2004 | 2005 | 2006 | 2007 | 2008 | 2009 | 2010 | |
| 2011 | 2012 | 2013 | 2014 | 2015 | 2016 | 2017 | 2018 | 2019 | 2020 | |

| No. | Name | Label | Survey period | Survey frequency |
|-----|------|-------|---------------|------------------|
|-----|------|-------|---------------|------------------|

| | | | | |
|---------|---------------|--------------------------|-------------------------|--------------------------|
| 3.4.70) | bau_lackwoper | number lack of work in % | West 09/1991 to 09/1995 | annual survey, September |
|---------|---------------|--------------------------|-------------------------|--------------------------|

Wording of question

| | |
|--|-------------------------------------|
| 09/1991 to 09/1995 | Further information |
| Summer holidays This year in July and August the lack of work due to holidays was about _____% of the working hours of all employees | Lack of work due to summer holidays |

Time span of variable

| | | | | | | | | | | |
|------|------|------|------|------|------|------|------|------|------|--|
| 1991 | 1992 | 1993 | 1994 | 1995 | 1996 | 1997 | 1998 | 1999 | 2000 | |
| WEST | | | | | | | | | | |
| 2001 | 2002 | 2003 | 2004 | 2005 | 2006 | 2007 | 2008 | 2009 | 2010 | |
| 2011 | 2012 | 2013 | 2014 | 2015 | 2016 | 2017 | 2018 | 2019 | 2020 | |

| No. | Name | Label | Survey period | Survey frequency |
|-----|------|-------|---------------|------------------|
|-----|------|-------|---------------|------------------|

| | | | | |
|---------|---------------|-----------|-------------------------|---------|
| 3.4.71) | bau_latecomer | latecomer | West 01/1991 to 12/1995 | monthly |
|---------|---------------|-----------|-------------------------|---------|

| | | | | | | | | | | |
|------|------|------|------|------|------|------|------|------|------|---------------------|
| 1991 | 1992 | 1993 | 1994 | 1995 | 1996 | 1997 | 1998 | 1999 | 2000 | Further information |
| WEST | | | | | | | | | | Latecomer |
| 2001 | 2002 | 2003 | 2004 | 2005 | 2006 | 2007 | 2008 | 2009 | 2010 | [N] |
| 2011 | 2012 | 2013 | 2014 | 2015 | 2016 | 2017 | 2018 | 2019 | 2020 | |

| No. | Name | Label | Survey period | Survey frequency |
|-----|------|-------|---------------|------------------|
|-----|------|-------|---------------|------------------|

| | | | | |
|---------|-----------------|--------------------------|-----------------------|------|
| 3.4.72) | bau_minim_post1 | affected by minimum wage | East and West 03/2016 | once |
|---------|-----------------|--------------------------|-----------------------|------|

Wording of question

| | |
|---|---------------------|
| 03/2016 | Further information |
| 01.01.2015 the universal minimum wage was implemented. Is your company affected by this regulation? | |
| [1] yes [2] no | |

| Time span of variable | | | | | | | | | |
|-----------------------|------|------|------|------|------|--------------|------|------|------|
| 1980 | 1981 | 1982 | 1983 | 1984 | 1985 | 1986 | 1987 | 1988 | 1989 |
| 1990 | 1991 | 1992 | 1993 | 1994 | 1995 | 1996 | 1997 | 1998 | 1999 |
| 2000 | 2001 | 2002 | 2003 | 2004 | 2005 | 2006 | 2007 | 2008 | 2009 |
| 2010 | 2011 | 2012 | 2013 | 2014 | 2015 | 2016 | 2017 | 2018 | 2019 |
| | | | | | | WEST EAST | | | |

| No. | Name | Label | Survey period | Survey frequency |
|---------|-----------------|--------------------------|-----------------------|------------------|
| 3.4.73) | bau_minim_post2 | no minimum wage measures | East and West 03/2016 | once |

Wording of question

| Further information |
|--|
| <p>03/2016</p> <p>01.01.2015 the universal minimum wage was implemented. Is your company affected by this regulation? If yes, What measures did you utilize?</p> <p>none <input type="text"/> [1]</p> |

Time span of variable

| | | | | | | | | | |
|------|------|------|------|------|------|--------------|------|------|------|
| 1980 | 1981 | 1982 | 1983 | 1984 | 1985 | 1986 | 1987 | 1988 | 1989 |
| 1990 | 1991 | 1992 | 1993 | 1994 | 1995 | 1996 | 1997 | 1998 | 1999 |
| 2000 | 2001 | 2002 | 2003 | 2004 | 2005 | 2006 | 2007 | 2008 | 2009 |
| 2010 | 2011 | 2012 | 2013 | 2014 | 2015 | 2016 | 2017 | 2018 | 2019 |
| | | | | | | WEST EAST | | | |

| No. | Name | Label | Survey period | Survey frequency |
|---------|-----------------|------------------------------|-----------------------|------------------|
| 3.4.74) | bau_minim_post3 | measures: employee reduction | East and West 03/2016 | once |

Wording of question

| Further information |
|--|
| <p>03/2016</p> <p>01.01.2015 the universal minimum wage was implemented. Is your company affected by this regulation? If yes, What measures did you utilize?</p> <p>employee reduction <input type="text"/> [1]</p> |

Time span of variable

| | | | | | | | | | |
|------|------|------|------|------|------|--------------|------|------|------|
| 1980 | 1981 | 1982 | 1983 | 1984 | 1985 | 1986 | 1987 | 1988 | 1989 |
| 1990 | 1991 | 1992 | 1993 | 1994 | 1995 | 1996 | 1997 | 1998 | 1999 |
| 2000 | 2001 | 2002 | 2003 | 2004 | 2005 | 2006 | 2007 | 2008 | 2009 |
| 2010 | 2011 | 2012 | 2013 | 2014 | 2015 | 2016 | 2017 | 2018 | 2019 |
| | | | | | | WEST EAST | | | |

| No. | Name | Label | Survey period | Survey frequency |
|-----|------|-------|---------------|------------------|
|-----|------|-------|---------------|------------------|

3.4.75) **bau_minim_post4** measures: working hour reduction East and West 03/2016 once

Wording of question

| | |
|--|----------------------------|
| <p>03/2016</p> <p>01.01.2015 the universal minimum wage was implemented. Is your company affected by this regulation? If yes, What measures did you utilize?</p> <p style="text-align: center;">working hour reduction <input type="text"/> [1]</p> | <p>Further information</p> |
|--|----------------------------|

Time span of variable

| | | | | | | | | | |
|------|------|------|------|------|------|------|------|------|------|
| 1980 | 1981 | 1982 | 1983 | 1984 | 1985 | 1986 | 1987 | 1988 | 1989 |
| 1990 | 1991 | 1992 | 1993 | 1994 | 1995 | 1996 | 1997 | 1998 | 1999 |
| 2000 | 2001 | 2002 | 2003 | 2004 | 2005 | 2006 | 2007 | 2008 | 2009 |
| 2010 | 2011 | 2012 | 2013 | 2014 | 2015 | 2016 | 2017 | 2018 | 2019 |
| | | | | | WEST | | | | |
| | | | | | EAST | | | | |

| No. | Name | Label | Survey period | Survey frequency |
|-----|------|-------|---------------|------------------|
|-----|------|-------|---------------|------------------|

3.4.76) **bau_minim_post5** measures: increased prices East and West 03/2016 once

Wording of question

| | |
|--|----------------------------|
| <p>03/2016</p> <p>01.01.2015 the universal minimum wage was implemented. Is your company affected by this regulation? If yes, What measures did you utilize?</p> <p style="text-align: center;">increased prices <input type="text"/> [1]</p> | <p>Further information</p> |
|--|----------------------------|

Time span of variable

| | | | | | | | | | |
|------|------|------|------|------|------|------|------|------|------|
| 1980 | 1981 | 1982 | 1983 | 1984 | 1985 | 1986 | 1987 | 1988 | 1989 |
| 1990 | 1991 | 1992 | 1993 | 1994 | 1995 | 1996 | 1997 | 1998 | 1999 |
| 2000 | 2001 | 2002 | 2003 | 2004 | 2005 | 2006 | 2007 | 2008 | 2009 |
| 2010 | 2011 | 2012 | 2013 | 2014 | 2015 | 2016 | 2017 | 2018 | 2019 |
| | | | | | WEST | | | | |
| | | | | | EAST | | | | |

| No. | Name | Label | Survey period | Survey frequency |
|-----|------|-------|---------------|------------------|
|-----|------|-------|---------------|------------------|

3.4.77) **bau_minim_post6** measures: decreased investment East and West 03/2016 once

Wording of question

| | |
|--|----------------------------|
| <p>03/2016</p> <p>01.01.2015 the universal minimum wage was implemented. Is your company affected by this regulation? If yes, What measures did you utilize?</p> <p style="text-align: center;">decreased investment <input type="text"/> [1]</p> | <p>Further information</p> |
|--|----------------------------|

Time span of variable

| | | | | | | | | | |
|------|------|------|------|------|------|------|------|------|------|
| 1980 | 1981 | 1982 | 1983 | 1984 | 1985 | 1986 | 1987 | 1988 | 1989 |
| 1990 | 1991 | 1992 | 1993 | 1994 | 1995 | 1996 | 1997 | 1998 | 1999 |

| | | | | | | | | | |
|------|------|------|------|------|------|------|------|------|------|
| 2000 | 2001 | 2002 | 2003 | 2004 | 2005 | 2006 | 2007 | 2008 | 2009 |
| 2010 | 2011 | 2012 | 2013 | 2014 | 2015 | 2016 | 2017 | 2018 | 2019 |
| | | | | | | WEST | | | |
| | | | | | | EAST | | | |

| No. | Name | Label | Survey period | Survey frequency |
|---------|------------------------|--------------------------------------|-----------------------|------------------|
| 3.4.78) | bau_minim_post7 | measures: decreased special payments | East and West 03/2016 | once |

Wording of question

| | |
|---|---------------------|
| 03/2016 | Further information |
| 01.01.2015 the universal minimum wage was implemented. Is your company affected by this regulation? If yes, What measures did you utilize? decreased special payments <input type="text"/> [1] | |

Time span of variable

| | | | | | | | | | |
|------|------|------|------|------|------|------|------|------|------|
| 1980 | 1981 | 1982 | 1983 | 1984 | 1985 | 1986 | 1987 | 1988 | 1989 |
| 1990 | 1991 | 1992 | 1993 | 1994 | 1995 | 1996 | 1997 | 1998 | 1999 |
| 2000 | 2001 | 2002 | 2003 | 2004 | 2005 | 2006 | 2007 | 2008 | 2009 |
| 2010 | 2011 | 2012 | 2013 | 2014 | 2015 | 2016 | 2017 | 2018 | 2019 |
| | | | | | | WEST | | | |
| | | | | | | EAST | | | |

| No. | Name | Label | Survey period | Survey frequency |
|---------|------------------------|---------------|-----------------------|------------------|
| 3.4.79) | bau_minim_post8 | less minijobs | East and West 03/2016 | once |

Wording of question

| | |
|---|---------------------|
| 03/2016 | Further information |
| 01.01.2015 the universal minimum wage was implemented. Is your company affected by this regulation? Has there been a change in employment in your company? less minijobs <input type="text"/> [1] | |

Time span of variable

| | | | | | | | | | |
|------|------|------|------|------|------|------|------|------|------|
| 1980 | 1981 | 1982 | 1983 | 1984 | 1985 | 1986 | 1987 | 1988 | 1989 |
| 1990 | 1991 | 1992 | 1993 | 1994 | 1995 | 1996 | 1997 | 1998 | 1999 |
| 2000 | 2001 | 2002 | 2003 | 2004 | 2005 | 2006 | 2007 | 2008 | 2009 |
| 2010 | 2011 | 2012 | 2013 | 2014 | 2015 | 2016 | 2017 | 2018 | 2019 |
| | | | | | | WEST | | | |
| | | | | | | EAST | | | |

| No. | Name | Label | Survey period | Survey frequency |
|---------|------------------------|--|-----------------------|------------------|
| 3.4.80) | bau_minim_post9 | minijobs transformed into insurable employment | East and West 03/2016 | once |

Wording of question

| | |
|---|---------------------|
| 03/2016 | Further information |
| 01.01.2015 the universal minimum wage was implemented. Is your company affected by this regulation? Has there been a change in employment in your company? | |

| | |
|---|-----|
| minijobs were transformed into insurable employment | [1] |
|---|-----|

Time span of variable

| | | | | | | | | | |
|------|------|------|------|------|------|------|------|------|------|
| 1980 | 1981 | 1982 | 1983 | 1984 | 1985 | 1986 | 1987 | 1988 | 1989 |
| 1990 | 1991 | 1992 | 1993 | 1994 | 1995 | 1996 | 1997 | 1998 | 1999 |
| 2000 | 2001 | 2002 | 2003 | 2004 | 2005 | 2006 | 2007 | 2008 | 2009 |
| 2010 | 2011 | 2012 | 2013 | 2014 | 2015 | 2016 | 2017 | 2018 | 2019 |
| | | | | | | WEST | | | |
| | | | | | | EAST | | | |

| No. | Name | Label | Survey period | Survey frequency |
|-----|------|-------|---------------|------------------|
|-----|------|-------|---------------|------------------|

| | | | | |
|---------|------------------|--------------------------|-----------------------|------|
| 3.4.81) | bau_minim_post10 | new insurable employment | East and West 03/2016 | once |
|---------|------------------|--------------------------|-----------------------|------|

Wording of question

| | |
|---|---------------------|
| 03/2016 | Further information |
| 01.01.2015 the universal minimum wage was implemented. Is your company affected by this regulation? | |
| Has there been a change in employment in your company? | |
| new insurable employment was generated | [1] |

Time span of variable

| | | | | | | | | | |
|------|------|------|------|------|------|------|------|------|------|
| 1980 | 1981 | 1982 | 1983 | 1984 | 1985 | 1986 | 1987 | 1988 | 1989 |
| 1990 | 1991 | 1992 | 1993 | 1994 | 1995 | 1996 | 1997 | 1998 | 1999 |
| 2000 | 2001 | 2002 | 2003 | 2004 | 2005 | 2006 | 2007 | 2008 | 2009 |
| 2010 | 2011 | 2012 | 2013 | 2014 | 2015 | 2016 | 2017 | 2018 | 2019 |
| | | | | | | WEST | | | |
| | | | | | | EAST | | | |

| No. | Name | Label | Survey period | Survey frequency |
|-----|------|-------|---------------|------------------|
|-----|------|-------|---------------|------------------|

| | | | | |
|---------|------------------|---|-----------------------|------|
| 3.4.82) | bau_minim_post11 | employment relationships did not change | East and West 03/2016 | once |
|---------|------------------|---|-----------------------|------|

Wording of question

| | |
|---|---------------------|
| 03/2016 | Further information |
| 01.01.2015 the universal minimum wage was implemented. Is your company affected by this regulation? | |
| Has there been a change in employment in your company? | |
| employment relationships did not change | [1] |

Time span of variable

| | | | | | | | | | |
|------|------|------|------|------|------|------|------|------|------|
| 1980 | 1981 | 1982 | 1983 | 1984 | 1985 | 1986 | 1987 | 1988 | 1989 |
| 1990 | 1991 | 1992 | 1993 | 1994 | 1995 | 1996 | 1997 | 1998 | 1999 |
| 2000 | 2001 | 2002 | 2003 | 2004 | 2005 | 2006 | 2007 | 2008 | 2009 |
| 2010 | 2011 | 2012 | 2013 | 2014 | 2015 | 2016 | 2017 | 2018 | 2019 |

| | | | | | |
|--|--|--|--|--------------|--|
| | | | | WEST EAST | |
|--|--|--|--|--------------|--|

| No. | Name | Label | Survey period | Survey frequency |
|---------|------------|-------------------|--|--|
| 3.4.83) | bau_numwor | number of workers | West since 12/2002 East since 12/2002 | annual survey, December** annual survey, December** |

Wording of question

| <p>since 12/2002</p> <p>Employees</p> <p>In year 20WW* the average number of our workers was _____</p> | <p>Further information</p> <p>number of workers (for main construction trades)</p> <p>* "20WW" means this year</p> <p>Example: If the question was posed in December 2003 , "20WW"="2003".</p> <p>--> Only for the west the predecessor of the variable numwor was the variable 3.92) salvol7 (12/1996 to 12/2000).</p> <p>****The data is inquired annually in December but appears in the datasets monthly since 06/2009. This data is taken from the previous December.</p> | | | | | | | | | | | | | | | | | | | | | | | | | | | | | | | | | | | | | | | | | | | | | | | | | | | | | | | | | | | | | | | | | | | | | | | | | | | | | | | | | | | | | | | | | | | | | | | | | | | | |
|---|---|------|------|------|------|------|------|------|------|------|------|--|--|--|--|--|--|--|--|--|--|------|------|------|------|------|------|------|------|------|------|--|--|--|--|--|--|--|--|--|--|------|--|--|--|--|--|--|--|--|--|------|--|--|--|--|--|--|--|--|--|------|------|------|------|------|------|------|------|------|------|--|--|--|--|--|--|--|--|--|--|------|--|--|--|--|--|--|--|--|--|------|--|--|--|--|--|--|--|--|--|
| <p>Time span of variable</p> <table border="1"> <thead> <tr> <th>1991</th><th>1992</th><th>1993</th><th>1994</th><th>1995</th><th>1996</th><th>1997</th><th>1998</th><th>1999</th><th>2000</th> </tr> </thead> <tbody> <tr> <td></td><td></td><td></td><td></td><td></td><td></td><td></td><td></td><td></td><td></td> </tr> <tr> <td>2001</td><td>2002</td><td>2003</td><td>2004</td><td>2005</td><td>2006</td><td>2007</td><td>2008</td><td>2009</td><td>2010</td> </tr> <tr> <td></td><td></td><td></td><td></td><td></td><td></td><td></td><td></td><td></td><td></td> </tr> <tr> <td colspan="10">WEST</td> </tr> <tr> <td colspan="10">EAST</td> </tr> <tr> <td>2011</td><td>2012</td><td>2013</td><td>2014</td><td>2015</td><td>2016</td><td>2017</td><td>2018</td><td>2019</td><td>2020</td> </tr> <tr> <td></td><td></td><td></td><td></td><td></td><td></td><td></td><td></td><td></td><td></td> </tr> <tr> <td colspan="5">WEST</td><td colspan="5"></td> </tr> <tr> <td colspan="5">EAST</td><td colspan="5"></td> </tr> </tbody> </table> | | 1991 | 1992 | 1993 | 1994 | 1995 | 1996 | 1997 | 1998 | 1999 | 2000 | | | | | | | | | | | 2001 | 2002 | 2003 | 2004 | 2005 | 2006 | 2007 | 2008 | 2009 | 2010 | | | | | | | | | | | WEST | | | | | | | | | | EAST | | | | | | | | | | 2011 | 2012 | 2013 | 2014 | 2015 | 2016 | 2017 | 2018 | 2019 | 2020 | | | | | | | | | | | WEST | | | | | | | | | | EAST | | | | | | | | | |
| 1991 | 1992 | 1993 | 1994 | 1995 | 1996 | 1997 | 1998 | 1999 | 2000 | | | | | | | | | | | | | | | | | | | | | | | | | | | | | | | | | | | | | | | | | | | | | | | | | | | | | | | | | | | | | | | | | | | | | | | | | | | | | | | | | | | | | | | | | | | | |
| | | | | | | | | | | | | | | | | | | | | | | | | | | | | | | | | | | | | | | | | | | | | | | | | | | | | | | | | | | | | | | | | | | | | | | | | | | | | | | | | | | | | | | | | | | | | | | | | | | | | | |
| 2001 | 2002 | 2003 | 2004 | 2005 | 2006 | 2007 | 2008 | 2009 | 2010 | | | | | | | | | | | | | | | | | | | | | | | | | | | | | | | | | | | | | | | | | | | | | | | | | | | | | | | | | | | | | | | | | | | | | | | | | | | | | | | | | | | | | | | | | | | | |
| | | | | | | | | | | | | | | | | | | | | | | | | | | | | | | | | | | | | | | | | | | | | | | | | | | | | | | | | | | | | | | | | | | | | | | | | | | | | | | | | | | | | | | | | | | | | | | | | | | | | | |
| WEST | | | | | | | | | | | | | | | | | | | | | | | | | | | | | | | | | | | | | | | | | | | | | | | | | | | | | | | | | | | | | | | | | | | | | | | | | | | | | | | | | | | | | | | | | | | | | | | | | | | | | |
| EAST | | | | | | | | | | | | | | | | | | | | | | | | | | | | | | | | | | | | | | | | | | | | | | | | | | | | | | | | | | | | | | | | | | | | | | | | | | | | | | | | | | | | | | | | | | | | | | | | | | | | | |
| 2011 | 2012 | 2013 | 2014 | 2015 | 2016 | 2017 | 2018 | 2019 | 2020 | | | | | | | | | | | | | | | | | | | | | | | | | | | | | | | | | | | | | | | | | | | | | | | | | | | | | | | | | | | | | | | | | | | | | | | | | | | | | | | | | | | | | | | | | | | | |
| | | | | | | | | | | | | | | | | | | | | | | | | | | | | | | | | | | | | | | | | | | | | | | | | | | | | | | | | | | | | | | | | | | | | | | | | | | | | | | | | | | | | | | | | | | | | | | | | | | | | | |
| WEST | | | | | | | | | | | | | | | | | | | | | | | | | | | | | | | | | | | | | | | | | | | | | | | | | | | | | | | | | | | | | | | | | | | | | | | | | | | | | | | | | | | | | | | | | | | | | | | | | | | | | |
| EAST | | | | | | | | | | | | | | | | | | | | | | | | | | | | | | | | | | | | | | | | | | | | | | | | | | | | | | | | | | | | | | | | | | | | | | | | | | | | | | | | | | | | | | | | | | | | | | | | | | | | | |

| No. | Name | Label | Survey period | Survey frequency |
|---------|-----------|----------|--|--|
| 3.4.84) | bau_ovtim | overtime | West since 10/1991 East since 10/2001 | annual survey, October annual survey, October |

Wording of question

| <p>10/1991 to 10/2001</p> <p>Overtime</p> <p>In the month under report overtime was worked in our company</p> <p>yes [1] <input type="text"/> no [2] <input type="text"/></p> | <p>Further information</p> <p>Overtime (for main construction trades)</p> | | | | | | | | | | | | | | | | | | | | | | | | | | | | | | | | | | | | | | | | | | | | | | | | | | | | | | | | | | | | | | | | | | | | | | | | | | | | | | | | | | | | | | | | | | | | | | | | | | | | | | | | | | | | | | |
|---|--|------|------|------|------|------|------|------|------|------|------|--|--|--|--|--|--|--|--|--|--|------|--|--|--|--|--|--|--|--|--|------|------|------|------|------|------|------|------|------|------|--|--|--|--|--|--|--|--|--|--|------|--|--|--|--|--|--|--|--|--|------|--|--|--|--|--|--|--|--|--|------|------|------|------|------|------|------|------|------|------|--|--|--|--|--|--|--|--|--|--|------|--|--|--|--|--|--|--|--|--|------|--|--|--|--|--|--|--|--|--|
| <p>since 10/2002</p> <p>Overtime</p> <p>In September overtime was worked in our company</p> <p>yes [1] <input type="text"/> no [2] <input type="text"/></p> | | | | | | | | | | | | | | | | | | | | | | | | | | | | | | | | | | | | | | | | | | | | | | | | | | | | | | | | | | | | | | | | | | | | | | | | | | | | | | | | | | | | | | | | | | | | | | | | | | | | | | | | | | | | | | | |
| <p>Time span of variable</p> <table border="1"> <thead> <tr> <th>1991</th><th>1992</th><th>1993</th><th>1994</th><th>1995</th><th>1996</th><th>1997</th><th>1998</th><th>1999</th><th>2000</th> </tr> </thead> <tbody> <tr> <td></td><td></td><td></td><td></td><td></td><td></td><td></td><td></td><td></td><td></td> </tr> <tr> <td colspan="10">WEST</td> </tr> <tr> <td>2001</td><td>2002</td><td>2003</td><td>2004</td><td>2005</td><td>2006</td><td>2007</td><td>2008</td><td>2009</td><td>2010</td> </tr> <tr> <td></td><td></td><td></td><td></td><td></td><td></td><td></td><td></td><td></td><td></td> </tr> <tr> <td colspan="10">WEST</td> </tr> <tr> <td colspan="10">EAST</td> </tr> <tr> <td>2011</td><td>2012</td><td>2013</td><td>2014</td><td>2015</td><td>2016</td><td>2017</td><td>2018</td><td>2019</td><td>2020</td> </tr> <tr> <td></td><td></td><td></td><td></td><td></td><td></td><td></td><td></td><td></td><td></td> </tr> <tr> <td colspan="5">WEST</td><td colspan="5"></td> </tr> <tr> <td colspan="5">EAST</td><td colspan="5"></td> </tr> </tbody> </table> | | 1991 | 1992 | 1993 | 1994 | 1995 | 1996 | 1997 | 1998 | 1999 | 2000 | | | | | | | | | | | WEST | | | | | | | | | | 2001 | 2002 | 2003 | 2004 | 2005 | 2006 | 2007 | 2008 | 2009 | 2010 | | | | | | | | | | | WEST | | | | | | | | | | EAST | | | | | | | | | | 2011 | 2012 | 2013 | 2014 | 2015 | 2016 | 2017 | 2018 | 2019 | 2020 | | | | | | | | | | | WEST | | | | | | | | | | EAST | | | | | | | | | |
| 1991 | 1992 | 1993 | 1994 | 1995 | 1996 | 1997 | 1998 | 1999 | 2000 | | | | | | | | | | | | | | | | | | | | | | | | | | | | | | | | | | | | | | | | | | | | | | | | | | | | | | | | | | | | | | | | | | | | | | | | | | | | | | | | | | | | | | | | | | | | | | | | | | | | | | |
| | | | | | | | | | | | | | | | | | | | | | | | | | | | | | | | | | | | | | | | | | | | | | | | | | | | | | | | | | | | | | | | | | | | | | | | | | | | | | | | | | | | | | | | | | | | | | | | | | | | | | | | | | | | | | | | |
| WEST | | | | | | | | | | | | | | | | | | | | | | | | | | | | | | | | | | | | | | | | | | | | | | | | | | | | | | | | | | | | | | | | | | | | | | | | | | | | | | | | | | | | | | | | | | | | | | | | | | | | | | | | | | | | | | | |
| 2001 | 2002 | 2003 | 2004 | 2005 | 2006 | 2007 | 2008 | 2009 | 2010 | | | | | | | | | | | | | | | | | | | | | | | | | | | | | | | | | | | | | | | | | | | | | | | | | | | | | | | | | | | | | | | | | | | | | | | | | | | | | | | | | | | | | | | | | | | | | | | | | | | | | | |
| | | | | | | | | | | | | | | | | | | | | | | | | | | | | | | | | | | | | | | | | | | | | | | | | | | | | | | | | | | | | | | | | | | | | | | | | | | | | | | | | | | | | | | | | | | | | | | | | | | | | | | | | | | | | | | | |
| WEST | | | | | | | | | | | | | | | | | | | | | | | | | | | | | | | | | | | | | | | | | | | | | | | | | | | | | | | | | | | | | | | | | | | | | | | | | | | | | | | | | | | | | | | | | | | | | | | | | | | | | | | | | | | | | | | |
| EAST | | | | | | | | | | | | | | | | | | | | | | | | | | | | | | | | | | | | | | | | | | | | | | | | | | | | | | | | | | | | | | | | | | | | | | | | | | | | | | | | | | | | | | | | | | | | | | | | | | | | | | | | | | | | | | | |
| 2011 | 2012 | 2013 | 2014 | 2015 | 2016 | 2017 | 2018 | 2019 | 2020 | | | | | | | | | | | | | | | | | | | | | | | | | | | | | | | | | | | | | | | | | | | | | | | | | | | | | | | | | | | | | | | | | | | | | | | | | | | | | | | | | | | | | | | | | | | | | | | | | | | | | | |
| | | | | | | | | | | | | | | | | | | | | | | | | | | | | | | | | | | | | | | | | | | | | | | | | | | | | | | | | | | | | | | | | | | | | | | | | | | | | | | | | | | | | | | | | | | | | | | | | | | | | | | | | | | | | | | | |
| WEST | | | | | | | | | | | | | | | | | | | | | | | | | | | | | | | | | | | | | | | | | | | | | | | | | | | | | | | | | | | | | | | | | | | | | | | | | | | | | | | | | | | | | | | | | | | | | | | | | | | | | | | | | | | | | | | |
| EAST | | | | | | | | | | | | | | | | | | | | | | | | | | | | | | | | | | | | | | | | | | | | | | | | | | | | | | | | | | | | | | | | | | | | | | | | | | | | | | | | | | | | | | | | | | | | | | | | | | | | | | | | | | | | | | | |

| No. | Name | Label | Survey period | Survey frequency |
|---------|--------------|---------------|--|--|
| 3.4.85) | bau_ovtimper | overtime in % | West since 10/1991 East since 10/2001 | annual survey, October annual survey, October |

Wording of question

| | |
|--|----------------------------|
| | Further information |
|--|----------------------------|

10/1991 to 10/2001

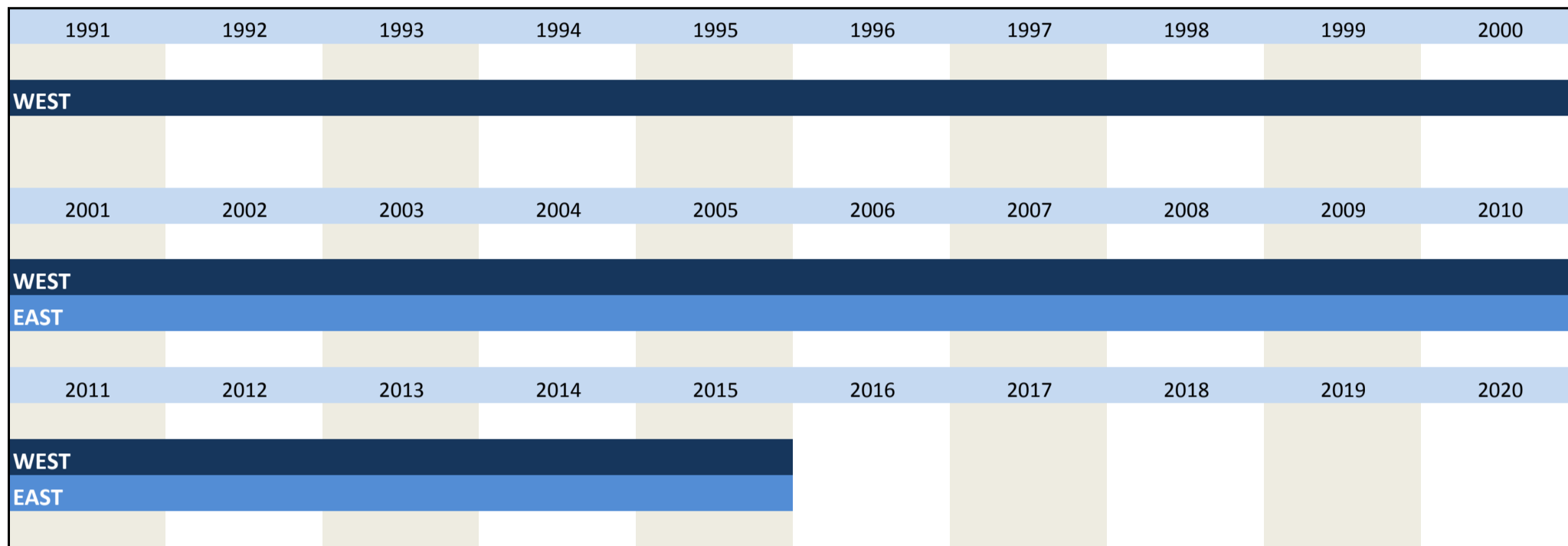
Overtime
In the month under report overtime was worked in our company
If yes: approximately _____%
of the total working hours were worked overtime

since 10/2002

Overtime
In September overtime was worked in our company
If yes: approximately _____%
of the total working hours were worked overtime

Overtime in %
(for main construction trades)

Time span of variable



| No. | Name | Label | Survey period | Survey frequency |
|---------|--------------|--|--|--|
| 3.4.86) | bau_pcgc_gen | We regularly act as prime/ general contractor (in general) | West since 06/2013 East since 06/2013 | annual survey, June annual survey, June |

Wording of question

since 06/2013

Prime-/ general contractor services
a) we regularly act....

in general


as prime or general contractor yes [1]

no [2]

Further information

Regular work as prime/ general contractor (in general)

Time span of variable



| No. | Name | Label | Survey period | Survey frequency |
|---------|--------------|--|--|--|
| 3.4.87) | bau_pcgc_pub | We regularly act as prime/ general contractor (public clients) | West since 06/2013 East since 06/2013 | annual survey, June annual survey, June |

Wording of question

since 06/2013

Prime-/ general contractor services
a) we regularly act....

for public principals

yes [1]

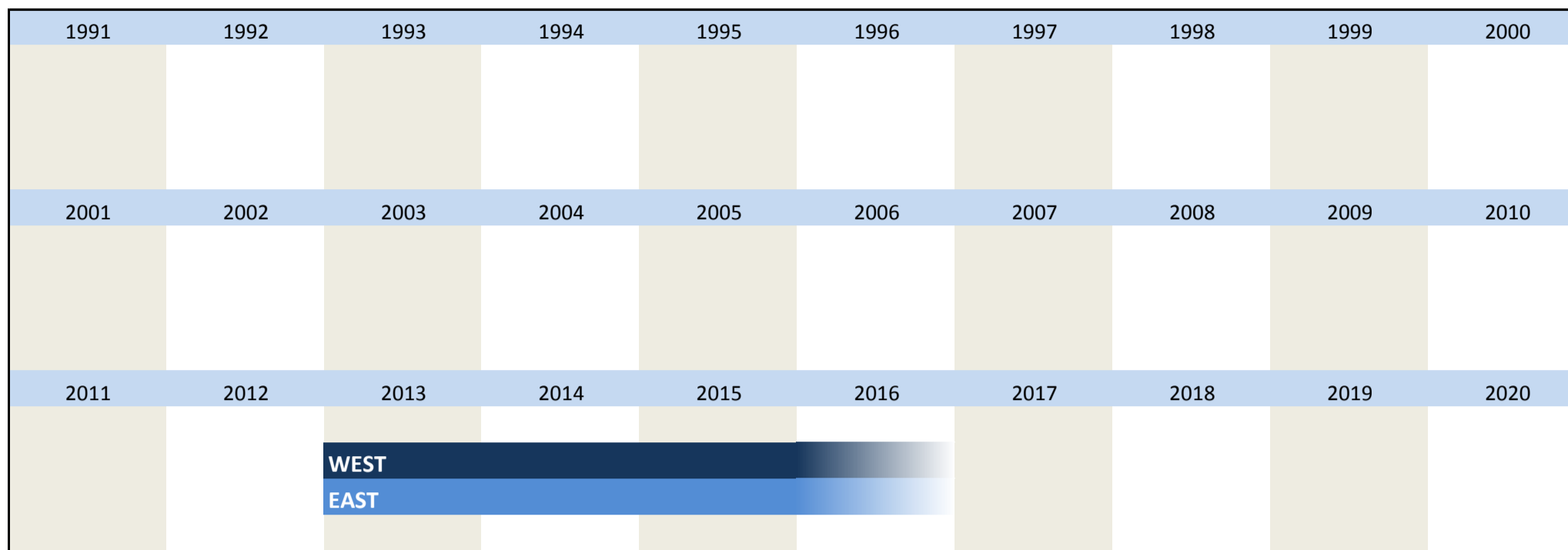
Further information

Regular work as prime/ general contractors (public principals)

as prime/ general contractor

no [2]

Time span of variable



| No. | Name | Label | Survey period | Survey frequency |
|-----|------|-------|---------------|------------------|
|-----|------|-------|---------------|------------------|

| | | | | |
|---------|------------------|---------------------------------------|--|---|
| 3.4.88) | bau_phcaw | plant holidays: cessation of all work | West since 12/1991 East since 12/2002 | annual survey*, December annual survey, December |
|---------|------------------|---------------------------------------|--|---|

Wording of question

since 12/1991

Plant holidays
During the summer months we have plant holidays with cessation of all work

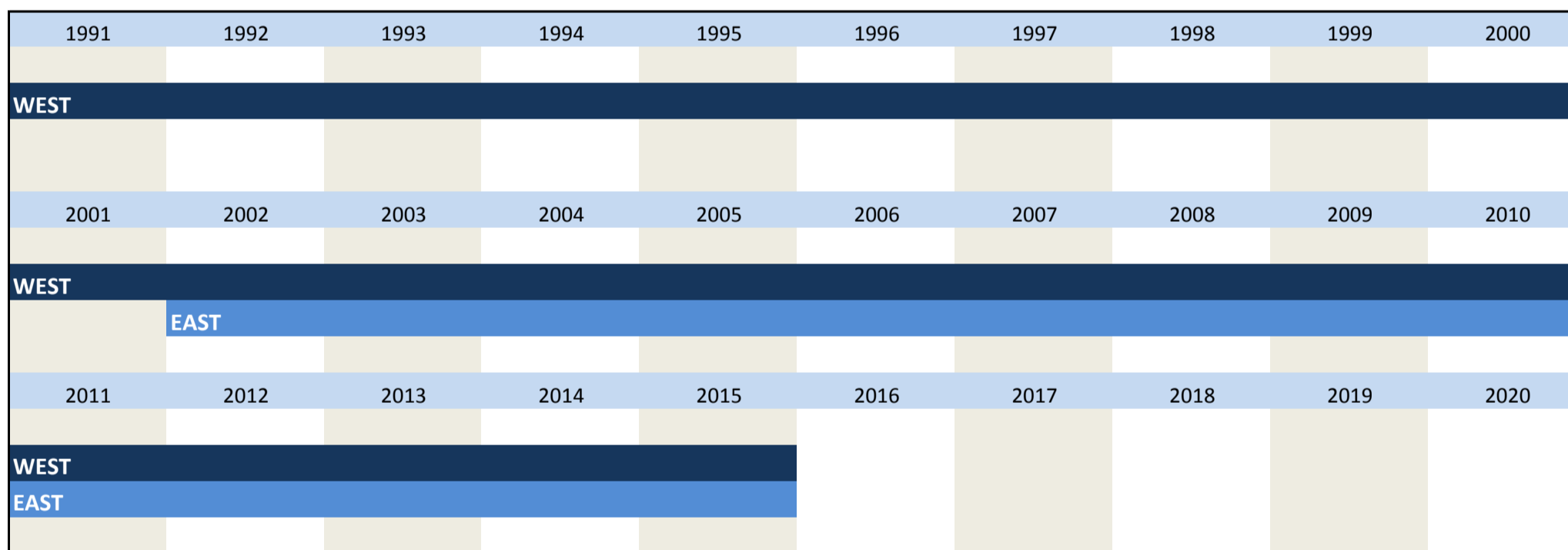
yes [1] no [2]

Further information

plant holidays: cessation of all work
(for main construction trades)

*No inquiry in 12/2001

Time span of variable



| No. | Name | Label | Survey period | Survey frequency |
|-----|------|-------|---------------|------------------|
|-----|------|-------|---------------|------------------|

| | | | | |
|---------|-------------------|---|--|---|
| 3.4.89) | bau_phcwbr | plant holidays: cessation of work of singular branches | West since 12/1991 East since 12/2002 | annual survey*, December annual survey, December |
|---------|-------------------|---|--|---|

Wording of question

since 12/1991

Plant holidays
During the summer months we have plant holidays with cessation of construction operations of singular branches

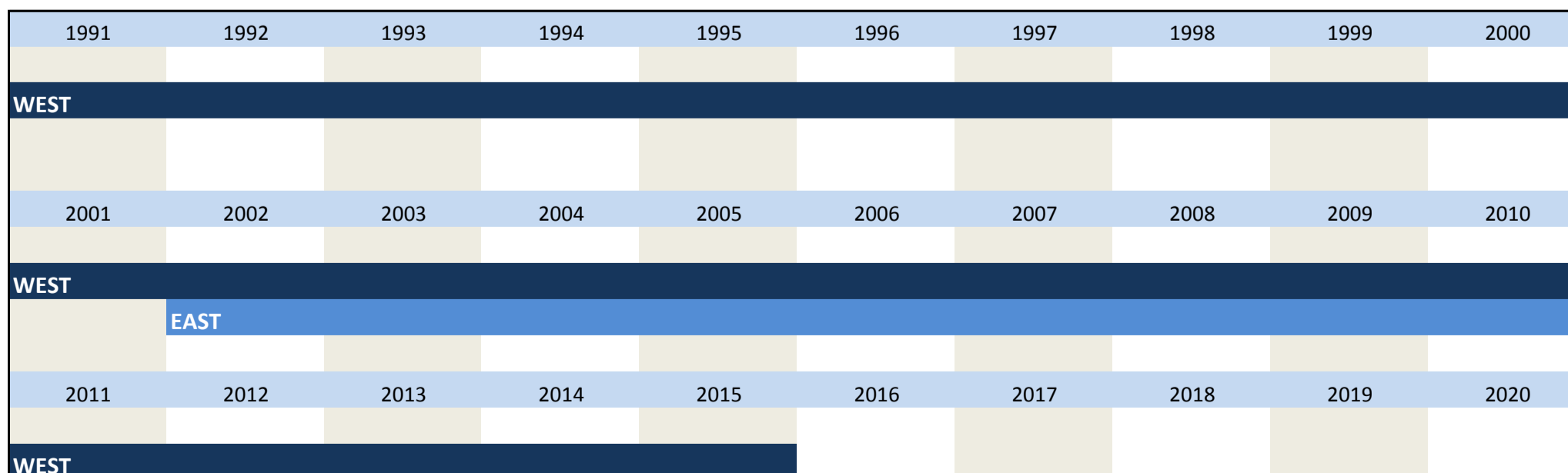
yes [1] no [2]

Further information

Plant holidays: cessation of work of singular branches
(for main construction trades)

*no inquiry in 12/2001

Time span of variable



| | | | | | | | | | |
|------|--|--|--|--|--|--|--|--|--|
| EAST | | | | | | | | | |
|------|--|--|--|--|--|--|--|--|--|

| No. | Name | Label | Survey period | Survey frequency |
|-----|------|-------|---------------|------------------|
|-----|------|-------|---------------|------------------|

| | | | | |
|---------|-----------|-----------------------------------|--|---|
| 3.4.90) | bau_phdur | plant holidays: duration in weeks | West since 12/1991 East since 12/2002 | annual survey*, December annual survey, December |
|---------|-----------|-----------------------------------|--|---|

Wording of question

| | | | | | | | | | | | | | | | | | | | | | | | | | | | | | | | | | | | | | | | | | | | | | | | | | | | | | | | | | | | | | | | | | | | | | | | |
|---|---|------|------|------|------|------|------|------|------|------|------|--|--|--|--|--|--|--|--|--|------|------|------|------|------|------|------|------|------|------|------|--|--|--|--|--|--|--|--|--|--|------|--|--|--|--|--|--|--|--|------|------|------|------|------|------|------|------|------|------|------|--|--|--|--|------|--|--|--|--|--|
| <p>since 12/1991</p> <p>Plant holidays The duration of the plant holidays is:</p> <p>1 week [1] <input type="checkbox"/></p> <p>2 weeks [2] <input type="checkbox"/></p> <p>3 weeks [3] <input type="checkbox"/></p> <p>4 weeks [4] <input type="checkbox"/></p> | <p>Further information</p> <p>Plant holidays in weeks (for main construction trades)</p> <p>*no inquiry in 12/2001</p> | | | | | | | | | | | | | | | | | | | | | | | | | | | | | | | | | | | | | | | | | | | | | | | | | | | | | | | | | | | | | | | | | | | | | | |
| <p>Time span of variable</p> <table border="1"> <tr><td>1991</td><td>1992</td><td>1993</td><td>1994</td><td>1995</td><td>1996</td><td>1997</td><td>1998</td><td>1999</td><td>2000</td></tr> <tr><td colspan="10">WEST</td></tr> <tr><td>2001</td><td>2002</td><td>2003</td><td>2004</td><td>2005</td><td>2006</td><td>2007</td><td>2008</td><td>2009</td><td>2010</td></tr> <tr><td colspan="10">WEST</td></tr> <tr><td></td><td>EAST</td><td></td><td></td><td></td><td></td><td></td><td></td><td></td><td></td></tr> <tr><td>2011</td><td>2012</td><td>2013</td><td>2014</td><td>2015</td><td>2016</td><td>2017</td><td>2018</td><td>2019</td><td>2020</td></tr> <tr><td colspan="5">WEST</td><td colspan="5">EAST</td></tr> </table> | 1991 | 1992 | 1993 | 1994 | 1995 | 1996 | 1997 | 1998 | 1999 | 2000 | WEST | | | | | | | | | | 2001 | 2002 | 2003 | 2004 | 2005 | 2006 | 2007 | 2008 | 2009 | 2010 | WEST | | | | | | | | | | | EAST | | | | | | | | | 2011 | 2012 | 2013 | 2014 | 2015 | 2016 | 2017 | 2018 | 2019 | 2020 | WEST | | | | | EAST | | | | | |
| 1991 | 1992 | 1993 | 1994 | 1995 | 1996 | 1997 | 1998 | 1999 | 2000 | | | | | | | | | | | | | | | | | | | | | | | | | | | | | | | | | | | | | | | | | | | | | | | | | | | | | | | | | | | | | | |
| WEST | | | | | | | | | | | | | | | | | | | | | | | | | | | | | | | | | | | | | | | | | | | | | | | | | | | | | | | | | | | | | | | | | | | | | | | |
| 2001 | 2002 | 2003 | 2004 | 2005 | 2006 | 2007 | 2008 | 2009 | 2010 | | | | | | | | | | | | | | | | | | | | | | | | | | | | | | | | | | | | | | | | | | | | | | | | | | | | | | | | | | | | | | |
| WEST | | | | | | | | | | | | | | | | | | | | | | | | | | | | | | | | | | | | | | | | | | | | | | | | | | | | | | | | | | | | | | | | | | | | | | | |
| | EAST | | | | | | | | | | | | | | | | | | | | | | | | | | | | | | | | | | | | | | | | | | | | | | | | | | | | | | | | | | | | | | | | | | | | | | |
| 2011 | 2012 | 2013 | 2014 | 2015 | 2016 | 2017 | 2018 | 2019 | 2020 | | | | | | | | | | | | | | | | | | | | | | | | | | | | | | | | | | | | | | | | | | | | | | | | | | | | | | | | | | | | | | |
| WEST | | | | | EAST | | | | | | | | | | | | | | | | | | | | | | | | | | | | | | | | | | | | | | | | | | | | | | | | | | | | | | | | | | | | | | | | | | |

| No. | Name | Label | Survey period | Survey frequency |
|-----|------|-------|---------------|------------------|
|-----|------|-------|---------------|------------------|

| | | | | |
|---------|------------|--|--|--|
| 3.4.91) | bau_phintr | year of introduction of plant holidays | West 12/2002 to 12/2008 East 12/2002 to 12/2008 | annual survey, December annual survey, December |
|---------|------------|--|--|--|

Wording of question

| | | | | | | | | | | | | | | | | | | | | | | | | | | | | | | | | | | | | | | | | | | | | | | | | | | | |
|---|--|------|------|------|------|------|------|------|------|------|------|------|------|------|------|------|------|------|------|------|--|------|--|--|--|--|--|--|--|--|--|------|--|--|--|--|--|--|--|--|------|------|------|------|------|------|------|------|------|------|--|
| <p>since 12/2002</p> <p>Plant holidays The plant holidays were introduced in year _____</p> | <p>Further information</p> <p>year of introduction of plant holidays (for main construction trades)</p> <p>year, 4 digits</p> <p>*no inquiry in 12/2001</p> | | | | | | | | | | | | | | | | | | | | | | | | | | | | | | | | | | | | | | | | | | | | | | | | | | |
| <p>Time span of variable</p> <table border="1"> <tr><td>1991</td><td>1992</td><td>1993</td><td>1994</td><td>1995</td><td>1996</td><td>1997</td><td>1998</td><td>1999</td><td>2000</td></tr> <tr><td>2001</td><td>2002</td><td>2003</td><td>2004</td><td>2005</td><td>2006</td><td>2007</td><td>2008</td><td>2009</td><td>2010</td></tr> <tr><td></td><td>WEST</td><td></td><td></td><td></td><td></td><td></td><td></td><td></td><td></td></tr> <tr><td></td><td>EAST</td><td></td><td></td><td></td><td></td><td></td><td></td><td></td><td></td></tr> <tr><td>2011</td><td>2012</td><td>2013</td><td>2014</td><td>2015</td><td>2016</td><td>2017</td><td>2018</td><td>2019</td><td>2020</td></tr> </table> | 1991 | 1992 | 1993 | 1994 | 1995 | 1996 | 1997 | 1998 | 1999 | 2000 | 2001 | 2002 | 2003 | 2004 | 2005 | 2006 | 2007 | 2008 | 2009 | 2010 | | WEST | | | | | | | | | | EAST | | | | | | | | | 2011 | 2012 | 2013 | 2014 | 2015 | 2016 | 2017 | 2018 | 2019 | 2020 | |
| 1991 | 1992 | 1993 | 1994 | 1995 | 1996 | 1997 | 1998 | 1999 | 2000 | | | | | | | | | | | | | | | | | | | | | | | | | | | | | | | | | | | | | | | | | | |
| 2001 | 2002 | 2003 | 2004 | 2005 | 2006 | 2007 | 2008 | 2009 | 2010 | | | | | | | | | | | | | | | | | | | | | | | | | | | | | | | | | | | | | | | | | | |
| | WEST | | | | | | | | | | | | | | | | | | | | | | | | | | | | | | | | | | | | | | | | | | | | | | | | | | |
| | EAST | | | | | | | | | | | | | | | | | | | | | | | | | | | | | | | | | | | | | | | | | | | | | | | | | | |
| 2011 | 2012 | 2013 | 2014 | 2015 | 2016 | 2017 | 2018 | 2019 | 2020 | | | | | | | | | | | | | | | | | | | | | | | | | | | | | | | | | | | | | | | | | | |

| No. | Name | Label | Survey period | Survey frequency |
|-----|------|-------|---------------|------------------|
|-----|------|-------|---------------|------------------|

| | | | | |
|---------|---------|--|--|---|
| 3.4.92) | bau_phm | plant holidays: month (labels valid until 12/2000, afterwards: June) | West since 12/1991 East since 12/2002 | annual survey*, December annual survey, December |
|---------|---------|--|--|---|

Wording of question

| | |
|---|--|
| <p>12/1991 to 12/2000</p> <p>Plant holidays The plant holidays are in:</p> <p>June [1] <input type="checkbox"/></p> <p>July [2] <input type="checkbox"/></p> <p>August [3] <input type="checkbox"/></p> <p>September [4] <input type="checkbox"/></p> <p>all construction operations</p> | <p>Further information</p> <p>Plant holidays: month / June (for main construction trades)</p> <p>12/2002 to 12/2008 and since 12/2012</p> <p>[1] June [2] July [3] August</p> |
|---|--|

| Time span of variable | | | | | | | | | | |
|-----------------------|------|------|------|------|------|------|------|------|------|---|
| 1991 | 1992 | 1993 | 1994 | 1995 | 1996 | 1997 | 1998 | 1999 | 2000 | [4] September [5] June/July [6] July/August [7] August/September [8] other answers** |
| WEST | | | | | | | | | | 12/1991 to 12/2000 and 12/2009 to 12/2011 |
| 2001 | 2002 | 2003 | 2004 | 2005 | 2006 | 2007 | 2008 | 2009 | 2010 | [1] June [2] July [3] August [4] September [5] June/July [6] July/August [7] August/September |
| WEST | | | | | | | | | | |
| | EAST | | | | | | | | | |
| 2011 | 2012 | 2013 | 2014 | 2015 | 2016 | 2017 | 2018 | 2019 | 2020 | |
| WEST | | | | | | | | | | |
| EAST | | | | | | | | | | |

*no inquiry in in 12/2001

** In 2012 [8] "other answers" also contains the cases in which no month was ticked off

| No. | Name | Label | Survey period | Survey frequency |
|---------|------------|----------------------|--|--------------------|
| 3.4.93) | bau_prcoco | prime costs covering | West since 01/1991 East since 01/1991 | monthly monthly |

| Further information | |
|--|--|
| 01/1991 to 11/2001 | Obtainable prices of construction |
| In the month under report the prices of construction obtained on the market were | * for main construction trades ** prefabricated building construction |
| <p>more than prime costs covering [1] <input type="checkbox"/></p> <p>prime costs covering [2] <input type="checkbox"/></p> <p>not prime costs covering [3] <input type="checkbox"/></p> | |
| since 01/2002 | |
| Currently*/ in the month under report** the obtained prices of construction were | |
| <p>more than prime costs covering [1] <input type="checkbox"/></p> <p>prime costs covering [2] <input type="checkbox"/></p> <p>not prime costs covering [3] <input type="checkbox"/></p> | |

| Time span of variable | | | | | | | | | |
|-----------------------|------|------|------|------|------|------|------|------|------|
| 1991 | 1992 | 1993 | 1994 | 1995 | 1996 | 1997 | 1998 | 1999 | 2000 |
| WEST | | | | | | | | | |
| EAST | | | | | | | | | |
| 2001 | 2002 | 2003 | 2004 | 2005 | 2006 | 2007 | 2008 | 2009 | 2010 |
| WEST | | | | | | | | | |
| EAST | | | | | | | | | |
| 2011 | 2012 | 2013 | 2014 | 2015 | 2016 | 2017 | 2018 | 2019 | 2020 |
| WEST | | | | | | | | | |
| EAST | | | | | | | | | |

| No. | Name | Label | Survey period | Survey frequency |
|---------|---------------|--|--|--|
| 3.4.94) | bau_probl_pub | Are there problems regarding public procurement law (public clients) | West since 06/2013 East since 06/2013 | annual survey, June annual survey, June |

| Wording of question | |
|---|--|
| since 06/2013 | Problems regarding public procurement law (public clients) |
| <p>Prime-/ general contractor services</p> <p>c) Are there problems regarding public procurement law for public clients?</p> <p style="text-align: center;">for public principals</p> <p>yes [1] <input type="checkbox"/></p> <p>no [2] <input type="checkbox"/></p> | |

Time span of variable

| | | | | | | | | | |
|------|------|------|------|------|------|------|------|------|------|
| 1991 | 1992 | 1993 | 1994 | 1995 | 1996 | 1997 | 1998 | 1999 | 2000 |
| 2001 | 2002 | 2003 | 2004 | 2005 | 2006 | 2007 | 2008 | 2009 | 2010 |
| 2011 | 2012 | 2013 | 2014 | 2015 | 2016 | 2017 | 2018 | 2019 | 2020 |

WEST
EAST

| No. | Name | Label | Survey period | Survey frequency |
|-----|------|-------|---------------|------------------|
|-----|------|-------|---------------|------------------|

| | | | | |
|---------|---------------------|--|--|--|
| 3.4.95) | bau_prop_gen | Propensity for placing orders with prime/ general contractors (in general) | West since 06/2013 East since 06/2013 | annual survey, June annual survey, June |
|---------|---------------------|--|--|--|

Wording of question

| | |
|---|---|
| <p>since 06/2013</p> <p>Prime-/ general contractor services</p> <p>b) During the last years the propensity of principals to place orders as prime/ general contractors has</p> <p style="text-align: center;">in general</p> <p style="text-align: center;">increased [1] <input type="text"/></p> <p style="text-align: center;">not changed [2] <input type="text"/></p> <p style="text-align: center;">decreased [3] <input type="text"/></p> | <p>Further information</p> <p>Propensity for placing orders with prime/ general contractors (in general)</p> |
|---|---|

Time span of variable

| | | | | | | | | | |
|------|------|------|------|------|------|------|------|------|------|
| 1991 | 1992 | 1993 | 1994 | 1995 | 1996 | 1997 | 1998 | 1999 | 2000 |
| 2001 | 2002 | 2003 | 2004 | 2005 | 2006 | 2007 | 2008 | 2009 | 2010 |
| 2011 | 2012 | 2013 | 2014 | 2015 | 2016 | 2017 | 2018 | 2019 | 2020 |

WEST
EAST

| No. | Name | Label | Survey period | Survey frequency |
|-----|------|-------|---------------|------------------|
|-----|------|-------|---------------|------------------|

| | | | | |
|---------|---------------------|--|--|--|
| 3.4.96) | bau_prop_pub | Propensity for placing orders with prime/ general contractors (public clients) | West since 06/2013 East since 06/2013 | annual survey, June annual survey, June |
|---------|---------------------|--|--|--|

Wording of question

| | |
|--|--|
| <p>since 06/2013</p> <p>Prime-/ general contractor services</p> <p>b) During the last years the propensity of principals to place orders as prime/ general contractors has</p> <p style="text-align: center;">for public principals</p> <p style="text-align: center;">increased [1] <input type="text"/></p> <p style="text-align: center;">not changed [2] <input type="text"/></p> <p style="text-align: center;">decreased [3] <input type="text"/></p> | <p>Further information</p> <p>Propensity for placing orders with prime/ general contractors (public principals)</p> |
|--|--|

Time span of variable

| | | | | | | | | | |
|------|------|------|------|------|------|------|------|------|------|
| 1991 | 1992 | 1993 | 1994 | 1995 | 1996 | 1997 | 1998 | 1999 | 2000 |
| 2001 | 2002 | 2003 | 2004 | 2005 | 2006 | 2007 | 2008 | 2009 | 2010 |

| | | | | | | | | | | |
|------|------|------|------|------|------|------|------|------|------|--|
| | | | | | | | | | | |
| 2011 | 2012 | 2013 | 2014 | 2015 | 2016 | 2017 | 2018 | 2019 | 2020 | |
| | | WEST | | | | | | | | |
| | | EAST | | | | | | | | |

| No. | Name | Label | Survey period | Survey frequency |
|---------|-----------|----------------------------|--|--|
| 3.4.97) | bau_prpa1 | precast parts: utilization | West since 10/1991 East since 10/2001 | annual survey, October annual survey, October |

Wording of question

| | |
|---|---|
| <p>since 10/1991</p> <p>Utilization of precast parts in "conventional" construction</p> <p>For our "conventional" constructions we also use precast parts (flights of stairs, façade elements, prefabricated ceilings, light shafts for cellars, canalization and shaft construction elements*, túbings and so forth)</p> <p>yes [1] <input type="text"/> no [2] <input type="text"/></p> | <p>Further information</p> <p>Utilization of precast parts (for main construction trades)</p> <p>* Addition "canalization and shaft construction elements" since 10/1996</p> |
|---|---|

Time span of variable

| | | | | | | | | | |
|------|------|------|------|------|------|------|------|------|------|
| 1991 | 1992 | 1993 | 1994 | 1995 | 1996 | 1997 | 1998 | 1999 | 2000 |
| WEST | | | | | | | | | |
| 2001 | 2002 | 2003 | 2004 | 2005 | 2006 | 2007 | 2008 | 2009 | 2010 |
| WEST | | | | | | | | | |
| EAST | | | | | | | | | |
| 2011 | 2012 | 2013 | 2014 | 2015 | 2016 | 2017 | 2018 | 2019 | 2020 |
| WEST | | | | | | | | | |
| EAST | | | | | | | | | |

| No. | Name | Label | Survey period | Survey frequency |
|---------|-------------|---|--|--|
| 3.4.98) | bau_prpacvm | precast parts: % of construction volumen at the moment | West since 10/1991 East since 10/2001 | annual survey, October annual survey, October |

Wording of question

| | |
|--|---|
| <p>since 10/1991</p> <p>Utilization of precast parts in "conventional" construction</p> <p>For our "conventional" constructions we also use precast parts (flights of stairs, façade elements, prefabricated ceilings, light shafts for cellars, canalization and shaft construction elements*, túbings and so forth)</p> <p>If yes:</p> <p>Precast parts currently account for about [...] of the total construction value _____ %</p> | <p>Further information</p> <p>Percentage of precast parts of the construction volume (for main construction trades)</p> <p>* Addition "canalization and shaft construction elements" since 10/1996</p> |
|--|---|

Time span of variable

| | | | | | | | | | |
|------|------|------|------|------|------|------|------|------|------|
| 1991 | 1992 | 1993 | 1994 | 1995 | 1996 | 1997 | 1998 | 1999 | 2000 |
| WEST | | | | | | | | | |
| 2001 | 2002 | 2003 | 2004 | 2005 | 2006 | 2007 | 2008 | 2009 | 2010 |
| WEST | | | | | | | | | |
| EAST | | | | | | | | | |
| 2011 | 2012 | 2013 | 2014 | 2015 | 2016 | 2017 | 2018 | 2019 | 2020 |
| WEST | | | | | | | | | |
| EAST | | | | | | | | | |

| No. | Name | Label | Survey period | Survey frequency |
|---------|-------------|--|--|--|
| 3.4.99) | bau_prpacvy | precast parts: % of construction volumen whole year | West since 10/1991 East since 10/2001 | annual survey, October annual survey, October |

Wording of question

since 10/1991

Utilization of precast parts in "conventional" construction
 For our "conventional" constructions we also use precast parts (flights of stairs, façade elements, prefabricated ceilings, light shafts for cellars, canalization and shaft construction elements*, túbings and so forth)
If yes:
 The share of precast parts to the total construction value is circa %
 approximately % in 19/20XX**

Further information
 precast parts: % of construction volume last year (for main construction trades)
 * Addition "canalization and shaft construction elements" since 10/1996
 ** "20XX" means last year
Example:
 If the question was posed in October 2003 , "20XX"="2002".

Time span of variable

| | | | | | | | | | |
|------|------|------|------|------|------|------|------|------|------|
| 1991 | 1992 | 1993 | 1994 | 1995 | 1996 | 1997 | 1998 | 1999 | 2000 |
| WEST | | | | | | | | | |
| 2001 | 2002 | 2003 | 2004 | 2005 | 2006 | 2007 | 2008 | 2009 | 2010 |
| WEST | | | | | | | | | |
| EAST | | | | | | | | | |
| 2011 | 2012 | 2013 | 2014 | 2015 | 2016 | 2017 | 2018 | 2019 | 2020 |
| WEST | | | | | EAST | | | | |

| No. | Name | Label | Survey period | Survey frequency |
|----------|----------|---------------------|-----------------------|------------------|
| 3.4.100) | bau_ref1 | refugees question 1 | East and West 10/2015 | once |

Wording of question

10/2015

1. How large do you assess the potential of asylum seekers to be employed in the following positions?

trainees [1] small [2] large

Further Information

Time span of variable

| | | | | | | | | | |
|------|------|------|------|------|------|------|------|------|------|
| 2000 | 2001 | 2002 | 2003 | 2004 | 2005 | 2006 | 2007 | 2008 | 2009 |
| 2010 | 2011 | 2012 | 2013 | 2014 | 2015 | 2016 | 2017 | 2018 | 2019 |
| WEST | | | | | EAST | | | | |

| No. | Name | Label | Survey period | Survey frequency |
|----------|----------|---------------------|-----------------------|------------------|
| 3.4.101) | bau_ref2 | refugees question 2 | East and West 10/2015 | once |

Wording of question

10/2015

1. How large do you assess the potential of asylum seekers to be employed in the following positions?

unskilled aid workers [1] small [2] large

Further Information

Time span of variable

| | | | | | | | | | |
|------|------|------|------|------|------|------|------|------|------|
| 2000 | 2001 | 2002 | 2003 | 2004 | 2005 | 2006 | 2007 | 2008 | 2009 |
| 2010 | 2011 | 2012 | 2013 | 2014 | 2015 | 2016 | 2017 | 2018 | 2019 |
| WEST | | | | | EAST | | | | |

| No. | Name | Label | Survey period | Survey frequency |
|----------|----------|---------------------|-----------------------|------------------|
| 3.4.102) | bau_ref3 | refugees question 3 | East and West 10/2015 | once |

Wording of question

10/2015

Further Information

1. How large do you assess the potential of asylum seekers to be employed in the following positions?

[1] small [2] large

skilled workers

Time span of variable

| | | | | | | | | | |
|------|------|------|------|------|------|------|------|------|------|
| 2000 | 2001 | 2002 | 2003 | 2004 | 2005 | 2006 | 2007 | 2008 | 2009 |
| 2010 | 2011 | 2012 | 2013 | 2014 | 2015 | 2016 | 2017 | 2018 | 2019 |
| | | | | WEST | EAST | | | | |

| No. | Name | Label | Survey period | Survey frequency |
|-----|------|-------|---------------|------------------|
|-----|------|-------|---------------|------------------|

3.4.103) **bau_ref4** refugees question 4 East and West 10/2015 once

Wording of question

10/2015

1. How large do you assess the potential of asylum seekers to be employed in the following positions?

[1] small [2] large

leading positions

Further Information

Time span of variable

| | | | | | | | | | |
|------|------|------|------|------|------|------|------|------|------|
| 2000 | 2001 | 2002 | 2003 | 2004 | 2005 | 2006 | 2007 | 2008 | 2009 |
| 2010 | 2011 | 2012 | 2013 | 2014 | 2015 | 2016 | 2017 | 2018 | 2019 |
| | | | | WEST | EAST | | | | |

| No. | Name | Label | Survey period | Survey frequency |
|-----|------|-------|---------------|------------------|
|-----|------|-------|---------------|------------------|

3.4.104) **bau_ref5** refugees question 5 East and West 10/2015 once

Wording of question

10/2015

1. How large do you assess the potential of asylum seekers to be employed in the following positions?

[1] small [2] large

other positions

Further Information

Time span of variable

| | | | | | | | | | |
|------|------|------|------|------|------|------|------|------|------|
| 2000 | 2001 | 2002 | 2003 | 2004 | 2005 | 2006 | 2007 | 2008 | 2009 |
| 2010 | 2011 | 2012 | 2013 | 2014 | 2015 | 2016 | 2017 | 2018 | 2019 |
| | | | | WEST | EAST | | | | |

| No. | Name | Label | Survey period | Survey frequency |
|-----|------|-------|---------------|------------------|
|-----|------|-------|---------------|------------------|

3.4.105) **bau_ref6** refugees question 6 East and West 10/2015 once

Wording of question

10/2015

2. how much of an obstacle to employing asylum seekers do you consider the following factors to be in your branch:

[1] little [2] much

labor law-related provisions

Further Information

Time span of variable

| | | | | | | | | | |
|------|------|------|------|------|------|------|------|------|------|
| 2000 | 2001 | 2002 | 2003 | 2004 | 2005 | 2006 | 2007 | 2008 | 2009 |
| | | | | | | | | | |

| | | | | | | | | | |
|------|------|------|------|------|--------------|------|------|------|------|
| 2010 | 2011 | 2012 | 2013 | 2014 | 2015 | 2016 | 2017 | 2018 | 2019 |
| | | | | | WEST EAST | | | | |

| No. | Name | Label | Survey period | Survey frequency |
|-----|------|-------|---------------|------------------|
|-----|------|-------|---------------|------------------|

| | | | | |
|----------|----------|---------------------|-----------------------|------|
| 3.4.106) | bau_ref7 | refugees question 7 | East and West 10/2015 | once |
|----------|----------|---------------------|-----------------------|------|

Wording of question

| | |
|--|----------------------|
| 10/2015 | Further Information |
| 2. how much of an obstacle to employing asylum seekers do you consider the following factors to be in your branch: | |
| unfit level of qualification | |
| [1] little | [2] much |
| <input type="text"/> | <input type="text"/> |

Time span of variable

| | | | | | | | | | |
|------|------|------|------|------|--------------|------|------|------|------|
| 2000 | 2001 | 2002 | 2003 | 2004 | 2005 | 2006 | 2007 | 2008 | 2009 |
| 2010 | 2011 | 2012 | 2013 | 2014 | 2015 | 2016 | 2017 | 2018 | 2019 |
| | | | | | WEST EAST | | | | |

| No. | Name | Label | Survey period | Survey frequency |
|-----|------|-------|---------------|------------------|
|-----|------|-------|---------------|------------------|

| | | | | |
|----------|----------|---------------------|-----------------------|------|
| 3.4.107) | bau_ref8 | refugees question 8 | East and West 10/2015 | once |
|----------|----------|---------------------|-----------------------|------|

Wording of question

| | |
|--|----------------------|
| 10/2015 | Further Information |
| 2. how much of an obstacle to employing asylum seekers do you consider the following factors to be in your branch: | |
| minimum wage | |
| [1] little | [2] much |
| <input type="text"/> | <input type="text"/> |

Time span of variable

| | | | | | | | | | |
|------|------|------|------|------|--------------|------|------|------|------|
| 2000 | 2001 | 2002 | 2003 | 2004 | 2005 | 2006 | 2007 | 2008 | 2009 |
| 2010 | 2011 | 2012 | 2013 | 2014 | 2015 | 2016 | 2017 | 2018 | 2019 |
| | | | | | WEST EAST | | | | |

| No. | Name | Label | Survey period | Survey frequency |
|-----|------|-------|---------------|------------------|
|-----|------|-------|---------------|------------------|

| | | | | |
|----------|----------|---------------------|-----------------------|------|
| 3.4.108) | bau_ref9 | refugees question 9 | East and West 10/2015 | once |
|----------|----------|---------------------|-----------------------|------|

Wording of question

| | |
|--|----------------------|
| 10/2015 | Further Information |
| 2. how much of an obstacle to employing asylum seekers do you consider the following factors to be in your branch: | |
| lack of language skills | |
| [1] little | [2] much |
| <input type="text"/> | <input type="text"/> |

Time span of variable

| | | | | | | | | | |
|------|------|------|------|------|--------------|------|------|------|------|
| 2000 | 2001 | 2002 | 2003 | 2004 | 2005 | 2006 | 2007 | 2008 | 2009 |
| 2010 | 2011 | 2012 | 2013 | 2014 | 2015 | 2016 | 2017 | 2018 | 2019 |
| | | | | | WEST EAST | | | | |

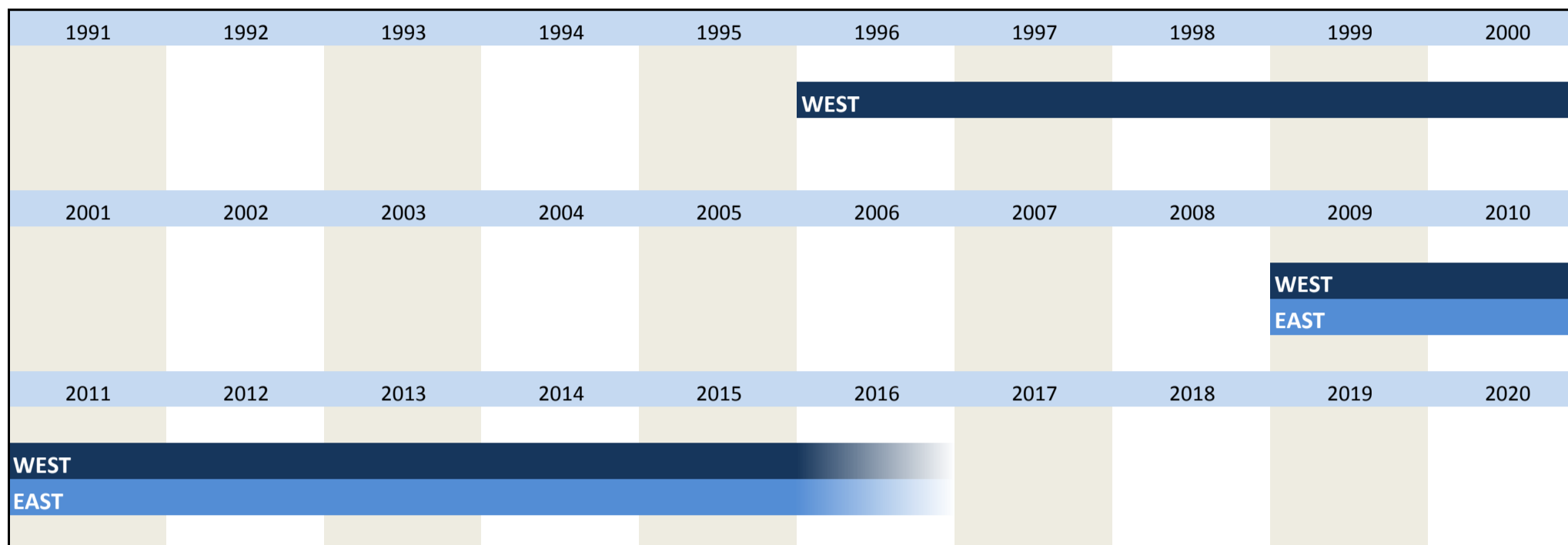
| No. | Name | Label | Survey period | Survey frequency |
|-----|------|-------|---------------|------------------|
|-----|------|-------|---------------|------------------|

| | | | | |
|----------|-------------|--------------------------------------|--|--|
| 3.4.109) | bau_salvol1 | sales volume in %: road construction | West 12/1996 to 12/2000 West and East since 06/2009 | annual survey, December annual survey, December**** |
|----------|-------------|--------------------------------------|--|--|

Wording of question

| | |
|---|--|
| since 12/1996 Information for weighting purposes As foundation for the weighting of your information in 19/20YY* we ask for information about how the revenue you made so far in 19WW** is distributed among the following construction sectors (estimate is sufficient) road construction _____% | Further information sales volume in %: road construction (for main construction trades) * "19YY" means next year Example: If the question was posed in December 1998 , "19YY"="1999". ** "19WW" means this year Example: If the question was posed in December 1998 , "19WW"="1998". *** 12/1996 to 12/2000 record type 1 ****The data is inquired annually in December but appears in the datasets monthly since 06/2009. This data is taken from the previous December. |
|---|--|

Time span of variable

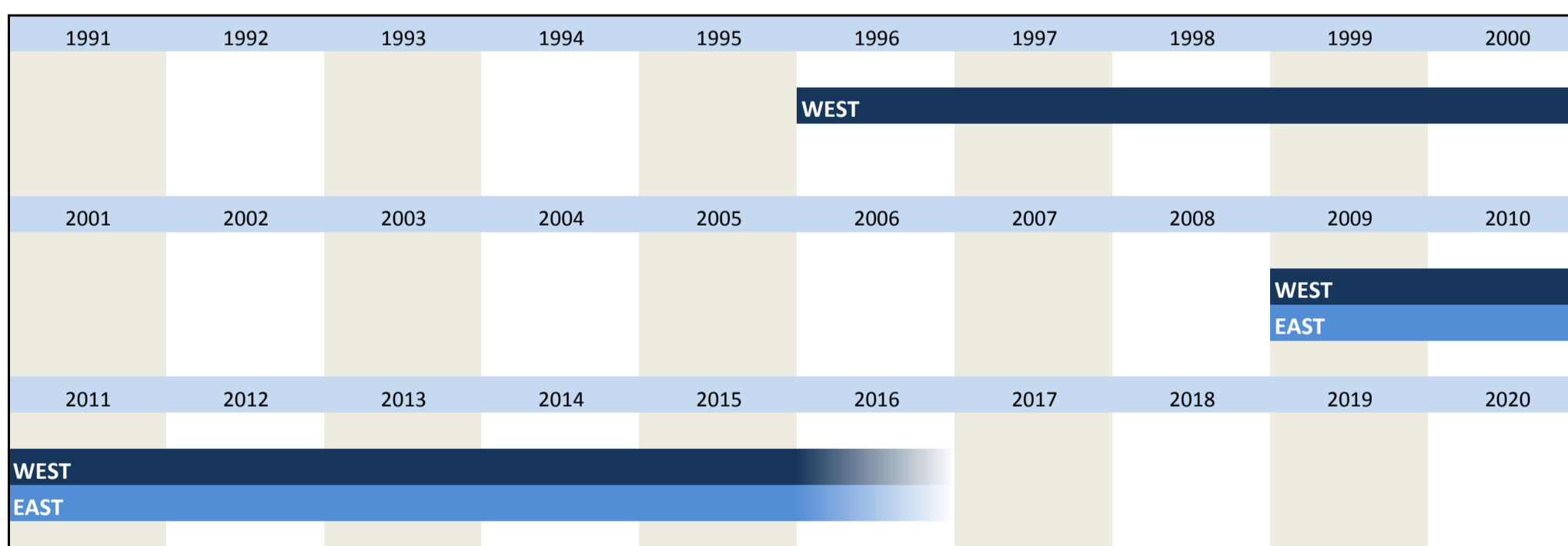


| No. | Name | Label | Survey period | Survey frequency |
|----------|-------------|--|--|--|
| 3.4.110) | bau_salvol2 | sales volume in %: other civil engineering | West 12/1996 to 12/2000 West and East since 06/2009 | annual survey, December annual survey, December**** |

Wording of question

| | |
|---|--|
| since 12/1996 Information for weighting purposes As foundation for the weighting of your information in 19/20YY* we ask for information about how the revenue you made so far in 19WW** is distributed among the following construction sectors (estimate is sufficient) other civil engineering _____% | Further information sales volume in %: other civil engineering (for main construction trades) * "19YY" means next year Example: If the question was posed in December 1998 , "19YY"="1999". ** "19WW" means this year Example: If the question was posed in December 1998 , "19WW"="1998". *** 12/1996 to 12/2000 record type 1 ****The data is inquired annually in December but appears in the datasets monthly since 06/2009. This data is taken from the previous December. |
|---|--|

Time span of variable



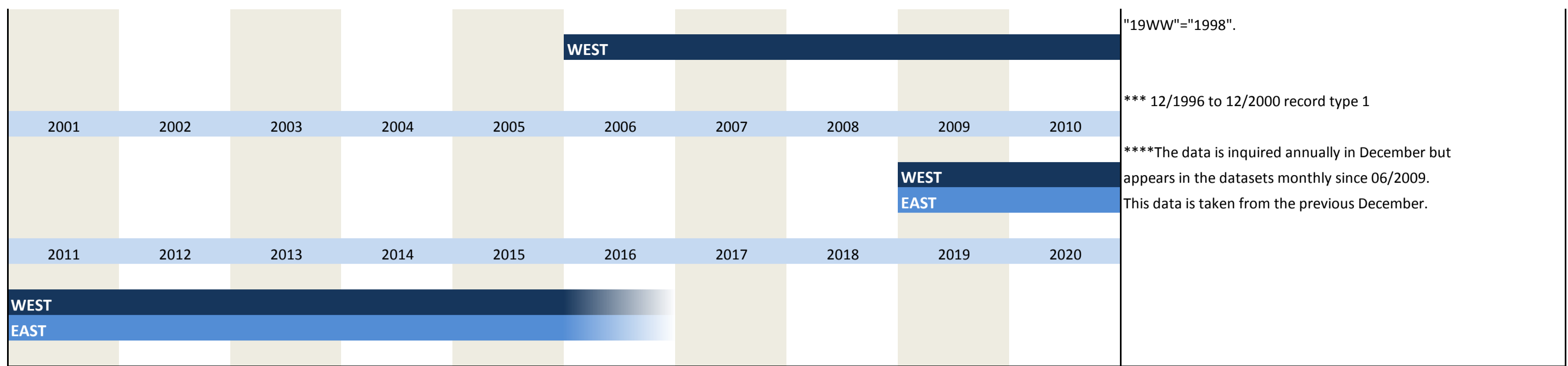
| No. | Name | Label | Survey period | Survey frequency |
|----------|-------------|---|--|--|
| 3.4.111) | bau_salvol3 | sales volume in %: public civil engineering | West 12/1996 to 12/2000 West and East since 06/2009 | annual survey, December annual survey, December**** |

Wording of question

| | |
|--|--|
| since 12/1996 Information for weighting purposes As foundation for the weighting of your information in 19/20YY* we ask for information about how the revenue you made so far in 19WW** is distributed among the following construction sectors (estimate is sufficient) public civil engineering _____% | Further information sales volume in %: public civil engineering (for main construction trades) * "19YY" means next year Example: If the question was posed in December 1998 , "19YY"="1999". ** "19WW" means this year Example: If the question was posed in December 1998 , "19WW"="1998". |
|--|--|

Time span of variable





"19WW"="1998".

*** 12/1996 to 12/2000 record type 1

****The data is inquired annually in December but appears in the datasets monthly since 06/2009. This data is taken from the previous December.

| No. | Name | Label | Survey period | Survey frequency |
|----------|-------------|---|--|--|
| 3.4.112) | bau_salvol4 | sales volume in %: industrial civil engineering | West 12/1996 to 12/2000 West and East since 06/2009 | annual survey, December annual survey, December**** |

Wording of question

since 12/1996

Information for weighting purposes
As foundation for the weighting of your information in 19/20YY* we ask for information about how the revenue you made so far in 19WW** is distributed among the following construction sectors (estimate is sufficient)

industrial civil engineering _____ %

Further information

sales volume in %: industrial civil engineering (for main construction trades)

* "19YY" means next year
Example:
If the question was posed in December 1998 , "19YY"="1999".

** "19WW" means this year
Example:
If the question was posed in December 1998 , "19WW"="1998".

*** 12/1996 to 12/2000 record type 1

****The data is inquired annually in December but appears in the datasets monthly since 06/2009. This data is taken from the previous December.

Time span of variable

*** 12/1996 to 12/2000 record type 1

****The data is inquired annually in December but appears in the datasets monthly since 06/2009. This data is taken from the previous December.

| No. | Name | Label | Survey period | Survey frequency |
|----------|-------------|--|--|--|
| 3.4.113) | bau_salvol5 | sales volume in %: domestic construction | West 12/1996 to 12/2000 West and East since 06/2009 | annual survey, December annual survey, December**** |

Wording of question

since 12/1996

Information for weighting purposes
As foundation for the weighting of your information in 19/20YY* we ask for information about how the revenue you made so far in 19WW** is distributed among the following construction sectors (estimate is sufficient)

total residential construction _____ %

Further information

sales volume in %: residential construction (for main construction trades)

* "19YY" means next year
Example:
If the question was posed in December 1998 , "19YY"="1999".

** "19WW" means this year
Example:
If the question was posed in December 1998 , "19WW"="1998".

*** 12/1996 to 12/2000 record type 1

****The data is inquired annually in December but appears in the datasets monthly since 06/2009. This data is taken from the previous December.

Time span of variable

*** 12/1996 to 12/2000 record type 1

****The data is inquired annually in December but appears in the datasets monthly since 06/2009. This data is taken from the previous December.

| No. | Name | Label | Survey period | Survey frequency |
|-----|------|-------|---------------|------------------|
|-----|------|-------|---------------|------------------|

3.4.114) **bau_salvol6** sales volume in %: buildings with 3 or more flats West 12/1996 to 12/1999 annual survey, December

Wording of question

| | | | | | | | | | | | | | | | | | | | | | | | | | | | | | | | | | | | | | | | | | | | | | | | | | | | | | | | | | | | | | |
|--|---|------|------|------|------|------|------|------|------|------|------|--|--|--|--|--|------|--|--|--|--|------|------|------|------|------|------|------|------|------|------|--|--|--|--|--|--|--|--|--|--|------|------|------|------|------|------|------|------|------|------|--|--|--|--|--|--|--|--|--|--|
| <p>12/1996 to 12/1999</p> <p>Information for weighting purposes As foundation for the weighting of your information in 19/20YY* we ask for information about how the revenue you made so far in 19WW** is distributed among the following construction sectors (estimate is sufficient)</p> <p style="padding-left: 40px;">residential construction thereof buildings with 3 or more flats _____%</p> | <p>Further information</p> <p>sales volume in %: buildings with 3 or more flats</p> <p>* "19YY" means next year Example: If the question was posed in December 1998 , "19YY"="1999".</p> <p>** "19WW" means this year Example: If the question was posed in December 1998 , "19WW"="1998".</p> <p>*** 12/1996 to 12/2000 record type 1</p> | | | | | | | | | | | | | | | | | | | | | | | | | | | | | | | | | | | | | | | | | | | | | | | | | | | | | | | | | | | | |
| <p>Time span of variable</p> <table border="1" style="width: 100%; text-align: center;"> <tr> <td>1991</td><td>1992</td><td>1993</td><td>1994</td><td>1995</td><td>1996</td><td>1997</td><td>1998</td><td>1999</td><td>2000</td> </tr> <tr> <td style="background-color: #e0e0e0;"></td><td style="background-color: #e0e0e0;"></td><td style="background-color: #e0e0e0;"></td><td style="background-color: #e0e0e0;"></td><td style="background-color: #e0e0e0;"></td><td style="background-color: #e0e0e0;">WEST</td><td style="background-color: #e0e0e0;"></td><td style="background-color: #e0e0e0;"></td><td style="background-color: #e0e0e0;"></td><td style="background-color: #e0e0e0;"></td> </tr> <tr> <td>2001</td><td>2002</td><td>2003</td><td>2004</td><td>2005</td><td>2006</td><td>2007</td><td>2008</td><td>2009</td><td>2010</td> </tr> <tr> <td style="background-color: #e0e0e0;"></td><td style="background-color: #e0e0e0;"></td><td style="background-color: #e0e0e0;"></td><td style="background-color: #e0e0e0;"></td><td style="background-color: #e0e0e0;"></td><td style="background-color: #e0e0e0;"></td><td style="background-color: #e0e0e0;"></td><td style="background-color: #e0e0e0;"></td><td style="background-color: #e0e0e0;"></td><td style="background-color: #e0e0e0;"></td> </tr> <tr> <td>2011</td><td>2012</td><td>2013</td><td>2014</td><td>2015</td><td>2016</td><td>2017</td><td>2018</td><td>2019</td><td>2020</td> </tr> <tr> <td style="background-color: #e0e0e0;"></td><td style="background-color: #e0e0e0;"></td><td style="background-color: #e0e0e0;"></td><td style="background-color: #e0e0e0;"></td><td style="background-color: #e0e0e0;"></td><td style="background-color: #e0e0e0;"></td><td style="background-color: #e0e0e0;"></td><td style="background-color: #e0e0e0;"></td><td style="background-color: #e0e0e0;"></td><td style="background-color: #e0e0e0;"></td> </tr> </table> | | 1991 | 1992 | 1993 | 1994 | 1995 | 1996 | 1997 | 1998 | 1999 | 2000 | | | | | | WEST | | | | | 2001 | 2002 | 2003 | 2004 | 2005 | 2006 | 2007 | 2008 | 2009 | 2010 | | | | | | | | | | | 2011 | 2012 | 2013 | 2014 | 2015 | 2016 | 2017 | 2018 | 2019 | 2020 | | | | | | | | | | |
| 1991 | 1992 | 1993 | 1994 | 1995 | 1996 | 1997 | 1998 | 1999 | 2000 | | | | | | | | | | | | | | | | | | | | | | | | | | | | | | | | | | | | | | | | | | | | | | | | | | | | |
| | | | | | WEST | | | | | | | | | | | | | | | | | | | | | | | | | | | | | | | | | | | | | | | | | | | | | | | | | | | | | | | | |
| 2001 | 2002 | 2003 | 2004 | 2005 | 2006 | 2007 | 2008 | 2009 | 2010 | | | | | | | | | | | | | | | | | | | | | | | | | | | | | | | | | | | | | | | | | | | | | | | | | | | | |
| | | | | | | | | | | | | | | | | | | | | | | | | | | | | | | | | | | | | | | | | | | | | | | | | | | | | | | | | | | | | | |
| 2011 | 2012 | 2013 | 2014 | 2015 | 2016 | 2017 | 2018 | 2019 | 2020 | | | | | | | | | | | | | | | | | | | | | | | | | | | | | | | | | | | | | | | | | | | | | | | | | | | | |
| | | | | | | | | | | | | | | | | | | | | | | | | | | | | | | | | | | | | | | | | | | | | | | | | | | | | | | | | | | | | | |

| No. | Name | Label | Survey period | Survey frequency |
|-----|------|-------|---------------|------------------|
|-----|------|-------|---------------|------------------|

3.4.115) **bau_salvol7** number of workers West 12/1996 to 12/2000 annual survey, December

Wording of question

| | | | | | | | | | | | | | | | | | | | | | | | | | | | | | | | | | | | | | | | | | | | | | | | | | | | | | | | | | | | | | |
|--|--|------|------|------|------|------|------|------|------|------|------|--|--|--|--|--|------|--|--|--|--|------|------|------|------|------|------|------|------|------|------|--|--|--|--|--|--|--|--|--|--|------|------|------|------|------|------|------|------|------|------|--|--|--|--|--|--|--|--|--|--|
| <p>12/1996 to 12/2000</p> <p>Employees In year 19/20WW* the number of our workers was on average _____</p> | <p>Further information</p> <p>number of workers</p> <p>* "19WW" means this year Example: If the question was posed in December 1998 , "19WW"="1998".</p> | | | | | | | | | | | | | | | | | | | | | | | | | | | | | | | | | | | | | | | | | | | | | | | | | | | | | | | | | | | | |
| <p>Time span of variable</p> <table border="1" style="width: 100%; text-align: center;"> <tr> <td>1991</td><td>1992</td><td>1993</td><td>1994</td><td>1995</td><td>1996</td><td>1997</td><td>1998</td><td>1999</td><td>2000</td> </tr> <tr> <td style="background-color: #e0e0e0;"></td><td style="background-color: #e0e0e0;"></td><td style="background-color: #e0e0e0;"></td><td style="background-color: #e0e0e0;"></td><td style="background-color: #e0e0e0;"></td><td style="background-color: #e0e0e0;">WEST</td><td style="background-color: #e0e0e0;"></td><td style="background-color: #e0e0e0;"></td><td style="background-color: #e0e0e0;"></td><td style="background-color: #e0e0e0;"></td> </tr> <tr> <td>2001</td><td>2002</td><td>2003</td><td>2004</td><td>2005</td><td>2006</td><td>2007</td><td>2008</td><td>2009</td><td>2010</td> </tr> <tr> <td style="background-color: #e0e0e0;"></td><td style="background-color: #e0e0e0;"></td><td style="background-color: #e0e0e0;"></td><td style="background-color: #e0e0e0;"></td><td style="background-color: #e0e0e0;"></td><td style="background-color: #e0e0e0;"></td><td style="background-color: #e0e0e0;"></td><td style="background-color: #e0e0e0;"></td><td style="background-color: #e0e0e0;"></td><td style="background-color: #e0e0e0;"></td> </tr> <tr> <td>2011</td><td>2012</td><td>2013</td><td>2014</td><td>2015</td><td>2016</td><td>2017</td><td>2018</td><td>2019</td><td>2020</td> </tr> <tr> <td style="background-color: #e0e0e0;"></td><td style="background-color: #e0e0e0;"></td><td style="background-color: #e0e0e0;"></td><td style="background-color: #e0e0e0;"></td><td style="background-color: #e0e0e0;"></td><td style="background-color: #e0e0e0;"></td><td style="background-color: #e0e0e0;"></td><td style="background-color: #e0e0e0;"></td><td style="background-color: #e0e0e0;"></td><td style="background-color: #e0e0e0;"></td> </tr> </table> | | 1991 | 1992 | 1993 | 1994 | 1995 | 1996 | 1997 | 1998 | 1999 | 2000 | | | | | | WEST | | | | | 2001 | 2002 | 2003 | 2004 | 2005 | 2006 | 2007 | 2008 | 2009 | 2010 | | | | | | | | | | | 2011 | 2012 | 2013 | 2014 | 2015 | 2016 | 2017 | 2018 | 2019 | 2020 | | | | | | | | | | |
| 1991 | 1992 | 1993 | 1994 | 1995 | 1996 | 1997 | 1998 | 1999 | 2000 | | | | | | | | | | | | | | | | | | | | | | | | | | | | | | | | | | | | | | | | | | | | | | | | | | | | |
| | | | | | WEST | | | | | | | | | | | | | | | | | | | | | | | | | | | | | | | | | | | | | | | | | | | | | | | | | | | | | | | | |
| 2001 | 2002 | 2003 | 2004 | 2005 | 2006 | 2007 | 2008 | 2009 | 2010 | | | | | | | | | | | | | | | | | | | | | | | | | | | | | | | | | | | | | | | | | | | | | | | | | | | | |
| | | | | | | | | | | | | | | | | | | | | | | | | | | | | | | | | | | | | | | | | | | | | | | | | | | | | | | | | | | | | | |
| 2011 | 2012 | 2013 | 2014 | 2015 | 2016 | 2017 | 2018 | 2019 | 2020 | | | | | | | | | | | | | | | | | | | | | | | | | | | | | | | | | | | | | | | | | | | | | | | | | | | | |
| | | | | | | | | | | | | | | | | | | | | | | | | | | | | | | | | | | | | | | | | | | | | | | | | | | | | | | | | | | | | | |

| No. | Name | Label | Survey period | Survey frequency |
|-----|------|-------|---------------|------------------|
|-----|------|-------|---------------|------------------|

3.4.116) **bau_salvol8** employees altogether West 12/1996 to 12/2000 annual survey, December

Wording of question

| | | | | | | | | | | | | | | | | | | | | | |
|--|---|------|------|------|------|------|------|------|------|------|------|--|--|--|--|--|------|--|--|--|--|
| <p>12/1996 to 12/2000</p> <p>Employees In year 19/20WW* the average number of our employees altogether was _____</p> | <p>Further information</p> <p>Employees altogether</p> <p>* "19WW" means this year Example: If the question was posed in December 1998 , "19WW"="1998".</p> | | | | | | | | | | | | | | | | | | | | |
| <p>Time span of variable</p> <table border="1" style="width: 100%; text-align: center;"> <tr> <td>1991</td><td>1992</td><td>1993</td><td>1994</td><td>1995</td><td>1996</td><td>1997</td><td>1998</td><td>1999</td><td>2000</td> </tr> <tr> <td style="background-color: #e0e0e0;"></td><td style="background-color: #e0e0e0;"></td><td style="background-color: #e0e0e0;"></td><td style="background-color: #e0e0e0;"></td><td style="background-color: #e0e0e0;"></td><td style="background-color: #e0e0e0;">WEST</td><td style="background-color: #e0e0e0;"></td><td style="background-color: #e0e0e0;"></td><td style="background-color: #e0e0e0;"></td><td style="background-color: #e0e0e0;"></td> </tr> </table> | | 1991 | 1992 | 1993 | 1994 | 1995 | 1996 | 1997 | 1998 | 1999 | 2000 | | | | | | WEST | | | | |
| 1991 | 1992 | 1993 | 1994 | 1995 | 1996 | 1997 | 1998 | 1999 | 2000 | | | | | | | | | | | | |
| | | | | | WEST | | | | | | | | | | | | | | | | |

| | | | | | | | | | |
|------|------|------|------|------|------|------|------|------|------|
| 2001 | 2002 | 2003 | 2004 | 2005 | 2006 | 2007 | 2008 | 2009 | 2010 |
| 2011 | 2012 | 2013 | 2014 | 2015 | 2016 | 2017 | 2018 | 2019 | 2020 |

| No. | Name | Label | Survey period | Survey frequency |
|-----|------|-------|---------------|------------------|
|-----|------|-------|---------------|------------------|

| | | | | |
|----------|---------------------|--|---|--|
| 3.4.117) | bau_sdbreach | special difficulties: breach of VOB-conditions | West 05/1991 to 09/1995 West since 04/1996 East since 09/2001 | May, September April, September April, September |
|----------|---------------------|--|---|--|

Wording of question

| | |
|--|--|
| <p>since 05/1991</p> <p>Special difficulties During the last 6 months the following problems bothered us:</p> <p>Breach of VOB-conditions [1] <input type="text"/></p> | <p>Further information</p> <p>Breach of VOB-conditions (for main construction trades)</p> |
| <p>since 09/2016</p> <p>special difficulties Did you have any problems during the last 6 Months?</p> <p>yes, namely:</p> <p>Breach of VOB-conditions [1] <input type="text"/></p> | |

Time span of variable

| | | | | | | | | | |
|-------------|------|------|------|------|------|------|------|------|------|
| 1991 | 1992 | 1993 | 1994 | 1995 | 1996 | 1997 | 1998 | 1999 | 2000 |
| WEST | | | | | | | | | |
| 2001 | 2002 | 2003 | 2004 | 2005 | 2006 | 2007 | 2008 | 2009 | 2010 |
| WEST | | | | | | | | | |
| EAST | | | | | | | | | |
| 2011 | 2012 | 2013 | 2014 | 2015 | 2016 | 2017 | 2018 | 2019 | 2020 |
| WEST | | | | | | | | | |
| EAST | | | | | | | | | |

| No. | Name | Label | Survey period | Survey frequency |
|-----|------|-------|---------------|------------------|
|-----|------|-------|---------------|------------------|

| | | | | |
|----------|-----------------|---|--|--------------------------------------|
| 3.4.118) | bau_sdcc | special difficulties: constraints to construction | West since 04/1996 East since 09/2001 | April, September April, September |
|----------|-----------------|---|--|--------------------------------------|

Wording of question

| | |
|---|---|
| <p>since 04/1996</p> <p>Special difficulties During the last 6 months the following problems bothered us:</p> <p>Constraints to production caused by the contractee [1] <input type="text"/></p> | <p>Further information</p> <p>Constraints to production (for main construction trades)</p> |
| <p>since 09/2016</p> <p>special difficulties Did you have any problems during the last 6 Months?</p> <p>yes, namely:</p> <p>Breach of VOB-conditions <input type="text"/></p> <p>among these: Constraints to production caused by the contractee [1] <input type="text"/></p> | |

Time span of variable

| | | | | | | | | | |
|------|------|------|------|------|------|------|------|------|------|
| 1991 | 1992 | 1993 | 1994 | 1995 | 1996 | 1997 | 1998 | 1999 | 2000 |
|------|------|------|------|------|------|------|------|------|------|

| | | | | | | | | | |
|------|------|------|------|------|------|------|------|------|------|
| | | | | | WEST | | | | |
| 2001 | 2002 | 2003 | 2004 | 2005 | 2006 | 2007 | 2008 | 2009 | 2010 |
| WEST | | | | | | | | | |
| EAST | | | | | | | | | |
| 2011 | 2012 | 2013 | 2014 | 2015 | 2016 | 2017 | 2018 | 2019 | 2020 |
| WEST | | | | | | | | | |
| EAST | | | | | | | | | |

| No. | Name | Label | Survey period | Survey frequency |
|-----|------|-------|---------------|------------------|
|-----|------|-------|---------------|------------------|

| | | | | |
|----------|----------|--|---|--|
| 3.4.119) | bau_sdco | special difficulties: cancelation of order | West 05/1991 to 09/1995 West since 04/1996 East since 09/2001 | May, September April, September April, September |
|----------|----------|--|---|--|

Wording of question

| | |
|--|--|
| <p>since 05/1991</p> <p>Special difficulties During the last 6 months the following problems bothered us:</p> <p style="text-align: center;">cancelation of orders [1] <input type="text"/></p> <hr/> <p>since 09/2016</p> <p>special difficulties Did you have any problems during the last 6 Months?</p> <p>yes, namely:</p> <p style="text-align: center;">cancelation of orders [1] <input type="text"/></p> | <p>Further information</p> <p>Cancellation of orders (for main construction trades)</p> |
|--|--|

Time span of variable

| | | | | | | | | | |
|------|------|------|------|------|------|------|------|------|------|
| 1991 | 1992 | 1993 | 1994 | 1995 | 1996 | 1997 | 1998 | 1999 | 2000 |
| WEST | | | | | | | | | |
| 2001 | 2002 | 2003 | 2004 | 2005 | 2006 | 2007 | 2008 | 2009 | 2010 |
| WEST | | | | | | | | | |
| EAST | | | | | | | | | |
| 2011 | 2012 | 2013 | 2014 | 2015 | 2016 | 2017 | 2018 | 2019 | 2020 |
| WEST | | | | | | | | | |
| EAST | | | | | | | | | |

| No. | Name | Label | Survey period | Survey frequency |
|-----|------|-------|---------------|------------------|
|-----|------|-------|---------------|------------------|

| | | | | |
|----------|----------|---|--|--------------------------------------|
| 3.4.120) | bau_sdda | special difficulties: delay of final acceptance | West since 04/1996 East since 09/2001 | April, September April, September |
|----------|----------|---|--|--------------------------------------|

Wording of question

| | |
|---|---|
| <p>since 04/1996</p> <p>Special difficulties During the last 6 months the following problems bothered us:</p> <p style="text-align: center;">delay of final acceptance caused by the contractee [1] <input type="text"/></p> <hr/> <p>since 09/2016</p> <p>special difficulties Did you have any problems during the last 6 Months?</p> <p>yes, namely:</p> <p style="text-align: center;">Breach of VOB-conditions <input type="text"/></p> <p style="text-align: center;">among these: delay of final acceptance caused by the contractee [1] <input type="text"/></p> | <p>Further information</p> <p>Delay of final acceptance (for main construction trades)</p> |
|---|---|

Time span of variable

| | | | | | | | | | |
|------|------|------|------|------|------|------|------|------|------|
| 1991 | 1992 | 1993 | 1994 | 1995 | 1996 | 1997 | 1998 | 1999 | 2000 |
|------|------|------|------|------|------|------|------|------|------|

| | | | | | | | | | |
|------|------|------|------|------|------|------|------|------|------|
| | | | | | WEST | | | | |
| 2001 | 2002 | 2003 | 2004 | 2005 | 2006 | 2007 | 2008 | 2009 | 2010 |
| WEST | | | | | | | | | |
| EAST | | | | | | | | | |
| 2011 | 2012 | 2013 | 2014 | 2015 | 2016 | 2017 | 2018 | 2019 | 2020 |
| WEST | | | | | | | | | |
| EAST | | | | | | | | | |

| No. | Name | Label | Survey period | Survey frequency |
|----------|----------|--|---|--|
| 3.4.121) | bau_sddp | special difficulties: defaulting payment | West 05/1991 to 09/1995 West since 04/1996 East since 09/2001 | May, September April, September April, September |

Wording of question

| | |
|--|---|
| <p>since 05/1991</p> <p>Special difficulties During the last 6 months the following problems bothered us:</p> <p style="text-align: right;">defaulting payment of contractees [1] <input type="text"/></p> <hr/> <p>since 09/2016</p> <p>special difficulties Did you have any problems during the last 6 Months?</p> <p>yes, namely:</p> <p style="text-align: right;">defaulting payment of contractees [1] <input type="text"/></p> | <p>Further information</p> <p>Defaulting payment of contractees (for main construction trades)</p> |
|--|---|

Time span of variable

| | | | | | | | | | |
|------|------|------|------|------|------|------|------|------|------|
| 1991 | 1992 | 1993 | 1994 | 1995 | 1996 | 1997 | 1998 | 1999 | 2000 |
| WEST | | | | | | | | | |
| 2001 | 2002 | 2003 | 2004 | 2005 | 2006 | 2007 | 2008 | 2009 | 2010 |
| WEST | | | | | | | | | |
| EAST | | | | | | | | | |
| 2011 | 2012 | 2013 | 2014 | 2015 | 2016 | 2017 | 2018 | 2019 | 2020 |
| WEST | | | | | | | | | |
| EAST | | | | | | | | | |

| No. | Name | Label | Survey period | Survey frequency |
|----------|-----------|--|---|--|
| 3.4.122) | bau_sdlap | special difficulties: labor piracy of manpower | West 05/1991 to 09/1995 West since 04/1996 East since 09/2001 | May, September April, September April, September |

Wording of question

| | |
|--|--|
| <p>since 05/1991</p> <p>Special difficulties During the last 6 months the following problems bothered us:</p> <p style="text-align: right;">labor piracy of manpower [1] <input type="text"/></p> <hr/> <p>since 09/2016</p> <p>special difficulties Did you have any problems during the last 6 Months?</p> <p>yes, namely:</p> <p style="text-align: right;">labor piracy of manpower [1] <input type="text"/></p> | <p>Further information</p> <p>labor piracy of manpower (for main construction trades)</p> |
|--|--|

Time span of variable

| | | | | | | | | | |
|------|------|------|------|------|------|------|------|------|------|
| 1991 | 1992 | 1993 | 1994 | 1995 | 1996 | 1997 | 1998 | 1999 | 2000 |
| WEST | | | | | | | | | |

| | | | | | | | | | |
|------|------|------|------|------|------|------|------|------|------|
| 2001 | 2002 | 2003 | 2004 | 2005 | 2006 | 2007 | 2008 | 2009 | 2010 |
| WEST | | | | | | | | | |
| EAST | | | | | | | | | |
| 2011 | 2012 | 2013 | 2014 | 2015 | 2016 | 2017 | 2018 | 2019 | 2020 |
| WEST | | | | | | | | | |
| EAST | | | | | | | | | |

| No. | Name | Label | Survey period | Survey frequency |
|----------|-----------|---|--|--------------------------------------|
| 3.4.123) | bau_sdlop | special difficulties: accepting the bid by the lowest price | West since 04/1996 East since 09/2001 | April, September April, September |

Wording of question

| Further information |
|--|
| <p>since 04/1996</p> <p>Special difficulties During the last 6 months the following problems bothered us:</p> <p>Accepting the bid by the lowest price and not the most profitable offer [1]</p> <p>since 09/2016</p> <p>special difficulties Did you have any problems during the last 6 Months?</p> <p>yes, namely:</p> <p>Breach of VOB-conditions</p> <p>among these: Accepting the bid by the lowest price and not the most profitable offer [1]</p> |
| <p>Accepting the bid by the lowest price (for main construction trades)</p> |

Time span of variable

| | | | | | | | | | |
|------|------|------|------|------|------|------|------|------|------|
| 1991 | 1992 | 1993 | 1994 | 1995 | 1996 | 1997 | 1998 | 1999 | 2000 |
| | | | | | | WEST | | | |
| 2001 | 2002 | 2003 | 2004 | 2005 | 2006 | 2007 | 2008 | 2009 | 2010 |
| WEST | | | | | | | | | |
| EAST | | | | | | | | | |
| 2011 | 2012 | 2013 | 2014 | 2015 | 2016 | 2017 | 2018 | 2019 | 2020 |
| WEST | | | | | | | | | |
| EAST | | | | | | | | | |

| No. | Name | Label | Survey period | Survey frequency |
|----------|-------------|--|---|--|
| 3.4.124) | bau_sdnopro | special difficulties: no severe problems | West 05/1991 to 09/1995 West since 04/1996 East since 09/2001 | May, September April, September April, September |

Wording of question

| Further information |
|--|
| <p>since 05/1991</p> <p>Special difficulties During the last 6 months the following problems bothered us:</p> <p>no severe problems [1]</p> <p>since 09/2016</p> <p>special difficulties Did you have any problems during the last 6 Months?</p> <p>No [1]</p> |
| <p>No severe problems (for main construction trades)</p> |

Time span of variable

| | | | | | | | | | |
|------|------|------|------|------|------|------|------|------|------|
| 1991 | 1992 | 1993 | 1994 | 1995 | 1996 | 1997 | 1998 | 1999 | 2000 |
|------|------|------|------|------|------|------|------|------|------|

| | | | | | | | | | |
|------|------|------|------|------|------|------|------|------|------|
| WEST | | | | | | | | | |
| 2001 | 2002 | 2003 | 2004 | 2005 | 2006 | 2007 | 2008 | 2009 | 2010 |
| WEST | | | | | | | | | |
| EAST | | | | | | | | | |
| 2011 | 2012 | 2013 | 2014 | 2015 | 2016 | 2017 | 2018 | 2019 | 2020 |
| WEST | | | | | | | | | |
| EAST | | | | | | | | | |

| No. | Name | Label | Survey period | Survey frequency |
|----------|--------------|--|-----------------------------|-----------------------|
| 3.4.125) | bau_seskivly | search for skilled workers vs. last year | East und West since 08/2013 | annual survey, August |

Wording of question

| | |
|---|---------------------|
| <p>since 08/2013</p> <p>Compared to last year the search for skilled workers was</p> <p>more easy [1] <input type="text"/></p> <p>unchanged [2] <input type="text"/></p> <p>more difficult [3] <input type="text"/></p> | Further information |
|---|---------------------|

Time span of variable

| | | | | | | | | | |
|------|------|------|------|------|------|------|------|------|------|
| 1991 | 1992 | 1993 | 1994 | 1995 | 1996 | 1997 | 1998 | 1999 | 2000 |
| 2001 | 2002 | 2003 | 2004 | 2005 | 2006 | 2007 | 2008 | 2009 | 2010 |
| 2011 | 2012 | 2013 | 2014 | 2015 | 2016 | 2017 | 2018 | 2019 | 2020 |
| WEST | | | | | | | | | |
| EAST | | | | | | | | | |

| No. | Name | Label | Survey period | Survey frequency |
|----------|----------|-----------------------------------|--|--|
| 3.4.126) | bau_sper | subcontractors: % of sales volume | West since 07/1991 East since 07/2001 | annual survey, July annual survey, July |

Wording of question

| | |
|---|--|
| <p>since 07/1991</p> <p>Borrowed equipment / placing of equipment intensive works to subcontractors</p> <p>In 19/20XX* equipment intensive services of subcontractors account for circa _____% of our sales volume</p> | <p>Further information</p> <p>Share of sales volume subcontractors (for main construction trades)</p> <p>* "20XX" means last year</p> <p>Example: If the question was posed in July 2003 , "20XX"="2002".</p> |
|---|--|

Time span of variable

| | | | | | | | | | |
|------|------|------|------|------|------|------|------|------|------|
| 1991 | 1992 | 1993 | 1994 | 1995 | 1996 | 1997 | 1998 | 1999 | 2000 |
| WEST | | | | | | | | | |
| 2001 | 2002 | 2003 | 2004 | 2005 | 2006 | 2007 | 2008 | 2009 | 2010 |
| WEST | | | | | | | | | |
| EAST | | | | | | | | | |
| 2011 | 2012 | 2013 | 2014 | 2015 | 2016 | 2017 | 2018 | 2019 | 2020 |
| WEST | | | | | | | | | |
| EAST | | | | | | | | | |

| No. | Name | Label | Survey period | Survey frequency |
|-----|------|-------|---------------|------------------|
|-----|------|-------|---------------|------------------|

3.4.127) **bau_sphadis** sphere of action: % in same district

West since 02/1991
East since 02/2002

annual survey, February
annual survey, February

Wording of question

| | | | | | | | | | | | | | | | | | | | | | | | | | | | | | | | | | | | | | | | | | | | | | | | | | | | | | | | | | | | | | | | | | | | | | | | | | | | | | | | | | |
|--|---|------|------|------|------|------|------|------|------|------|------|------|--|--|--|--|--|--|--|--|--|------|------|------|------|------|------|------|------|------|------|------|--|--|--|--|--|--|--|--|--|--|------|--|--|--|--|--|--|--|--|------|------|------|------|------|------|------|------|------|------|------|--|--|--|--|--|--|--|--|--|------|--|--|--|--|--|--|--|--|--|
| <p>since 02/1991</p> <p>Sphere of action of the company (Only to be answered for the main branch) Circa _____% of our revenues in 19/20XX* were accounted for by construction sites in the same administrative district</p> | <p>Further information</p> <p>Revenue in the same administrative district (for main construction trades)</p> <p>* "20XX" means last year Example: If the question was posed in February 2003 , "20XX"="2002".</p> | | | | | | | | | | | | | | | | | | | | | | | | | | | | | | | | | | | | | | | | | | | | | | | | | | | | | | | | | | | | | | | | | | | | | | | | | | | | | | | | |
| <p>Time span of variable</p> <table border="1" style="width: 100%; text-align: center;"> <tr> <td>1991</td><td>1992</td><td>1993</td><td>1994</td><td>1995</td><td>1996</td><td>1997</td><td>1998</td><td>1999</td><td>2000</td> </tr> <tr> <td colspan="10">WEST</td> </tr> <tr> <td>2001</td><td>2002</td><td>2003</td><td>2004</td><td>2005</td><td>2006</td><td>2007</td><td>2008</td><td>2009</td><td>2010</td> </tr> <tr> <td colspan="10">WEST</td> </tr> <tr> <td></td><td>EAST</td><td></td><td></td><td></td><td></td><td></td><td></td><td></td><td></td> </tr> <tr> <td>2011</td><td>2012</td><td>2013</td><td>2014</td><td>2015</td><td>2016</td><td>2017</td><td>2018</td><td>2019</td><td>2020</td> </tr> <tr> <td colspan="10">WEST</td> </tr> <tr> <td colspan="10">EAST</td> </tr> </table> | | 1991 | 1992 | 1993 | 1994 | 1995 | 1996 | 1997 | 1998 | 1999 | 2000 | WEST | | | | | | | | | | 2001 | 2002 | 2003 | 2004 | 2005 | 2006 | 2007 | 2008 | 2009 | 2010 | WEST | | | | | | | | | | | EAST | | | | | | | | | 2011 | 2012 | 2013 | 2014 | 2015 | 2016 | 2017 | 2018 | 2019 | 2020 | WEST | | | | | | | | | | EAST | | | | | | | | | |
| 1991 | 1992 | 1993 | 1994 | 1995 | 1996 | 1997 | 1998 | 1999 | 2000 | | | | | | | | | | | | | | | | | | | | | | | | | | | | | | | | | | | | | | | | | | | | | | | | | | | | | | | | | | | | | | | | | | | | | | | | |
| WEST | | | | | | | | | | | | | | | | | | | | | | | | | | | | | | | | | | | | | | | | | | | | | | | | | | | | | | | | | | | | | | | | | | | | | | | | | | | | | | | | | |
| 2001 | 2002 | 2003 | 2004 | 2005 | 2006 | 2007 | 2008 | 2009 | 2010 | | | | | | | | | | | | | | | | | | | | | | | | | | | | | | | | | | | | | | | | | | | | | | | | | | | | | | | | | | | | | | | | | | | | | | | | |
| WEST | | | | | | | | | | | | | | | | | | | | | | | | | | | | | | | | | | | | | | | | | | | | | | | | | | | | | | | | | | | | | | | | | | | | | | | | | | | | | | | | | |
| | EAST | | | | | | | | | | | | | | | | | | | | | | | | | | | | | | | | | | | | | | | | | | | | | | | | | | | | | | | | | | | | | | | | | | | | | | | | | | | | | | | | |
| 2011 | 2012 | 2013 | 2014 | 2015 | 2016 | 2017 | 2018 | 2019 | 2020 | | | | | | | | | | | | | | | | | | | | | | | | | | | | | | | | | | | | | | | | | | | | | | | | | | | | | | | | | | | | | | | | | | | | | | | | |
| WEST | | | | | | | | | | | | | | | | | | | | | | | | | | | | | | | | | | | | | | | | | | | | | | | | | | | | | | | | | | | | | | | | | | | | | | | | | | | | | | | | | |
| EAST | | | | | | | | | | | | | | | | | | | | | | | | | | | | | | | | | | | | | | | | | | | | | | | | | | | | | | | | | | | | | | | | | | | | | | | | | | | | | | | | | |

| No. | Name | Label | Survey period | Survey frequency |
|-----|------|-------|---------------|------------------|
|-----|------|-------|---------------|------------------|

3.4.128) **bau_sphafc** sphere of action: % in foreign country

West since 02/1991
East since 02/2002

annual survey, February
annual survey, February

Wording of question

| | | | | | | | | | | | | | | | | | | | | | | | | | | | | | | | | | | | | | | | | | | | | | | | | | | | | | | | | | | | | | | | | | | | | | | | | | | | | | | | | | |
|--|--|------|------|------|------|------|------|------|------|------|------|------|--|--|--|--|--|--|--|--|--|------|------|------|------|------|------|------|------|------|------|------|--|--|--|--|--|--|--|--|--|--|------|--|--|--|--|--|--|--|--|------|------|------|------|------|------|------|------|------|------|------|--|--|--|--|--|--|--|--|--|------|--|--|--|--|--|--|--|--|--|
| <p>since 02/1991</p> <p>Sphere of action of the company (Only to be answered for the main branch) Circa _____% of our revenues in 19/20XX* were accounted for by construction sites in foreign countries</p> | <p>Further information</p> <p>Revenue in foreign countries (for main construction trades)</p> <p>* "20XX" means last year Example: If the question was posed in February 2003 , "20XX"="2002".</p> | | | | | | | | | | | | | | | | | | | | | | | | | | | | | | | | | | | | | | | | | | | | | | | | | | | | | | | | | | | | | | | | | | | | | | | | | | | | | | | | |
| <p>Time span of variable</p> <table border="1" style="width: 100%; text-align: center;"> <tr> <td>1991</td><td>1992</td><td>1993</td><td>1994</td><td>1995</td><td>1996</td><td>1997</td><td>1998</td><td>1999</td><td>2000</td> </tr> <tr> <td colspan="10">WEST</td> </tr> <tr> <td>2001</td><td>2002</td><td>2003</td><td>2004</td><td>2005</td><td>2006</td><td>2007</td><td>2008</td><td>2009</td><td>2010</td> </tr> <tr> <td colspan="10">WEST</td> </tr> <tr> <td></td><td>EAST</td><td></td><td></td><td></td><td></td><td></td><td></td><td></td><td></td> </tr> <tr> <td>2011</td><td>2012</td><td>2013</td><td>2014</td><td>2015</td><td>2016</td><td>2017</td><td>2018</td><td>2019</td><td>2020</td> </tr> <tr> <td colspan="10">WEST</td> </tr> <tr> <td colspan="10">EAST</td> </tr> </table> | | 1991 | 1992 | 1993 | 1994 | 1995 | 1996 | 1997 | 1998 | 1999 | 2000 | WEST | | | | | | | | | | 2001 | 2002 | 2003 | 2004 | 2005 | 2006 | 2007 | 2008 | 2009 | 2010 | WEST | | | | | | | | | | | EAST | | | | | | | | | 2011 | 2012 | 2013 | 2014 | 2015 | 2016 | 2017 | 2018 | 2019 | 2020 | WEST | | | | | | | | | | EAST | | | | | | | | | |
| 1991 | 1992 | 1993 | 1994 | 1995 | 1996 | 1997 | 1998 | 1999 | 2000 | | | | | | | | | | | | | | | | | | | | | | | | | | | | | | | | | | | | | | | | | | | | | | | | | | | | | | | | | | | | | | | | | | | | | | | | |
| WEST | | | | | | | | | | | | | | | | | | | | | | | | | | | | | | | | | | | | | | | | | | | | | | | | | | | | | | | | | | | | | | | | | | | | | | | | | | | | | | | | | |
| 2001 | 2002 | 2003 | 2004 | 2005 | 2006 | 2007 | 2008 | 2009 | 2010 | | | | | | | | | | | | | | | | | | | | | | | | | | | | | | | | | | | | | | | | | | | | | | | | | | | | | | | | | | | | | | | | | | | | | | | | |
| WEST | | | | | | | | | | | | | | | | | | | | | | | | | | | | | | | | | | | | | | | | | | | | | | | | | | | | | | | | | | | | | | | | | | | | | | | | | | | | | | | | | |
| | EAST | | | | | | | | | | | | | | | | | | | | | | | | | | | | | | | | | | | | | | | | | | | | | | | | | | | | | | | | | | | | | | | | | | | | | | | | | | | | | | | | |
| 2011 | 2012 | 2013 | 2014 | 2015 | 2016 | 2017 | 2018 | 2019 | 2020 | | | | | | | | | | | | | | | | | | | | | | | | | | | | | | | | | | | | | | | | | | | | | | | | | | | | | | | | | | | | | | | | | | | | | | | | |
| WEST | | | | | | | | | | | | | | | | | | | | | | | | | | | | | | | | | | | | | | | | | | | | | | | | | | | | | | | | | | | | | | | | | | | | | | | | | | | | | | | | | |
| EAST | | | | | | | | | | | | | | | | | | | | | | | | | | | | | | | | | | | | | | | | | | | | | | | | | | | | | | | | | | | | | | | | | | | | | | | | | | | | | | | | | |

| No. | Name | Label | Survey period | Survey frequency |
|-----|------|-------|---------------|------------------|
|-----|------|-------|---------------|------------------|

3.4.129) **bau_sphaofs** sphere of action: % in other federal state

West since 02/1991
East since 02/2002

annual survey, February
annual survey, February

Wording of question

| | | | | | | | | | | | | | | | | | | | | | |
|--|---|------|------|------|------|------|------|------|------|------|------|------|--|--|--|--|--|--|--|--|--|
| <p>since 02/1991</p> <p>Sphere of action of the company (Only to be answered for the main branch) Circa _____% of our revenues in 19/20XX* were accounted for by construction sites in other federal states</p> | <p>Further information</p> <p>Revenue in other federal states (for main construction trades)</p> <p>* "20XX" means last year Example: If the question was posed in February 2003 , "20XX"="2002".</p> | | | | | | | | | | | | | | | | | | | | |
| <p>Time span of variable</p> <table border="1" style="width: 100%; text-align: center;"> <tr> <td>1991</td><td>1992</td><td>1993</td><td>1994</td><td>1995</td><td>1996</td><td>1997</td><td>1998</td><td>1999</td><td>2000</td> </tr> <tr> <td colspan="10">WEST</td> </tr> </table> | | 1991 | 1992 | 1993 | 1994 | 1995 | 1996 | 1997 | 1998 | 1999 | 2000 | WEST | | | | | | | | | |
| 1991 | 1992 | 1993 | 1994 | 1995 | 1996 | 1997 | 1998 | 1999 | 2000 | | | | | | | | | | | | |
| WEST | | | | | | | | | | | | | | | | | | | | | |

| | | | | | | | | | |
|------|------|------|------|------|------|------|------|------|------|
| 2001 | 2002 | 2003 | 2004 | 2005 | 2006 | 2007 | 2008 | 2009 | 2010 |
| WEST | | | | | | | | | |
| EAST | | | | | | | | | |
| 2011 | 2012 | 2013 | 2014 | 2015 | 2016 | 2017 | 2018 | 2019 | 2020 |
| WEST | | | | | | | | | |
| EAST | | | | | | | | | |

| No. | Name | Label | Survey period | Survey frequency |
|-----|------|-------|---------------|------------------|
|-----|------|-------|---------------|------------------|

| | | | | |
|----------|-------------|---|--|--|
| 3.4.130) | bau_sphasfs | sphere of action: % in same federal state | West since 02/1991 East since 02/2002 | annual survey, February annual survey, February |
|----------|-------------|---|--|--|

Wording of question

| | | | | | | | | | | | | | | | | | | | | | | | | | | | | | | | | | | | | | | | | | | | | | | | | | | | | | | | | | | | | | | | | | | | | | | | | | | | | | | | | | | | | | | | | | | | |
|--|--|------|------|------|------|------|------|------|------|------|------|--|--|--|--|--|--|--|--|--|------|--|--|--|--|--|--|--|--|--|------|------|------|------|------|------|------|------|------|------|------|--|--|--|--|--|--|--|--|--|------|--|--|--|--|--|--|--|--|--|------|------|------|------|------|------|------|------|------|------|------|--|--|--|--|--|--|--|--|--|------|--|--|--|--|--|--|--|--|--|--|
| <p>since 02/1991</p> <p>Sphere of action of the company (Only to be answered for the main branch) Circa _____% of our revenues in 19/20XX* were accounted for by construction sites in other districts but in the same federal state</p> | <p>Further information</p> <p>Revenue in the same federal state (for main construction trades)</p> <p>* "20XX" means last year Example: If the question was posed in February 2003 , "20XX"="2002".</p> | | | | | | | | | | | | | | | | | | | | | | | | | | | | | | | | | | | | | | | | | | | | | | | | | | | | | | | | | | | | | | | | | | | | | | | | | | | | | | | | | | | | | | | | | | |
| <p>Time span of variable</p> <table border="1"> <tr><td>1991</td><td>1992</td><td>1993</td><td>1994</td><td>1995</td><td>1996</td><td>1997</td><td>1998</td><td>1999</td><td>2000</td></tr> <tr><td colspan="10">WEST</td></tr> <tr><td colspan="10">EAST</td></tr> <tr><td>2001</td><td>2002</td><td>2003</td><td>2004</td><td>2005</td><td>2006</td><td>2007</td><td>2008</td><td>2009</td><td>2010</td></tr> <tr><td colspan="10">WEST</td></tr> <tr><td colspan="10">EAST</td></tr> <tr><td>2011</td><td>2012</td><td>2013</td><td>2014</td><td>2015</td><td>2016</td><td>2017</td><td>2018</td><td>2019</td><td>2020</td></tr> <tr><td colspan="10">WEST</td></tr> <tr><td colspan="10">EAST</td></tr> </table> | 1991 | 1992 | 1993 | 1994 | 1995 | 1996 | 1997 | 1998 | 1999 | 2000 | WEST | | | | | | | | | | EAST | | | | | | | | | | 2001 | 2002 | 2003 | 2004 | 2005 | 2006 | 2007 | 2008 | 2009 | 2010 | WEST | | | | | | | | | | EAST | | | | | | | | | | 2011 | 2012 | 2013 | 2014 | 2015 | 2016 | 2017 | 2018 | 2019 | 2020 | WEST | | | | | | | | | | EAST | | | | | | | | | | |
| 1991 | 1992 | 1993 | 1994 | 1995 | 1996 | 1997 | 1998 | 1999 | 2000 | | | | | | | | | | | | | | | | | | | | | | | | | | | | | | | | | | | | | | | | | | | | | | | | | | | | | | | | | | | | | | | | | | | | | | | | | | | | | | | | | | |
| WEST | | | | | | | | | | | | | | | | | | | | | | | | | | | | | | | | | | | | | | | | | | | | | | | | | | | | | | | | | | | | | | | | | | | | | | | | | | | | | | | | | | | | | | | | | | | |
| EAST | | | | | | | | | | | | | | | | | | | | | | | | | | | | | | | | | | | | | | | | | | | | | | | | | | | | | | | | | | | | | | | | | | | | | | | | | | | | | | | | | | | | | | | | | | | |
| 2001 | 2002 | 2003 | 2004 | 2005 | 2006 | 2007 | 2008 | 2009 | 2010 | | | | | | | | | | | | | | | | | | | | | | | | | | | | | | | | | | | | | | | | | | | | | | | | | | | | | | | | | | | | | | | | | | | | | | | | | | | | | | | | | | |
| WEST | | | | | | | | | | | | | | | | | | | | | | | | | | | | | | | | | | | | | | | | | | | | | | | | | | | | | | | | | | | | | | | | | | | | | | | | | | | | | | | | | | | | | | | | | | | |
| EAST | | | | | | | | | | | | | | | | | | | | | | | | | | | | | | | | | | | | | | | | | | | | | | | | | | | | | | | | | | | | | | | | | | | | | | | | | | | | | | | | | | | | | | | | | | | |
| 2011 | 2012 | 2013 | 2014 | 2015 | 2016 | 2017 | 2018 | 2019 | 2020 | | | | | | | | | | | | | | | | | | | | | | | | | | | | | | | | | | | | | | | | | | | | | | | | | | | | | | | | | | | | | | | | | | | | | | | | | | | | | | | | | | |
| WEST | | | | | | | | | | | | | | | | | | | | | | | | | | | | | | | | | | | | | | | | | | | | | | | | | | | | | | | | | | | | | | | | | | | | | | | | | | | | | | | | | | | | | | | | | | | |
| EAST | | | | | | | | | | | | | | | | | | | | | | | | | | | | | | | | | | | | | | | | | | | | | | | | | | | | | | | | | | | | | | | | | | | | | | | | | | | | | | | | | | | | | | | | | | | |

| No. | Name | Label | Survey period | Survey frequency |
|-----|------|-------|---------------|------------------|
|-----|------|-------|---------------|------------------|

| | | | | |
|----------|-------------|-----------------------------------|--|--------------------|
| 3.4.131) | bau_statill | status of employee's illness in % | West since 01/1991 East since 01/1991 | monthly monthly |
|----------|-------------|-----------------------------------|--|--------------------|

| | | | | | | | | | | | | | | | | | | | | | | | | | | | | | | | | | | | | | | | | | | | | | | | | | | | | | | | | | | | | | | | | | | | | | | | | | | | | | | | | | | | | | | | | | | | |
|--|---|------|------|------|------|------|------|------|------|------|------|--|--|--|--|--|--|--|--|--|------|--|--|--|--|--|--|--|--|--|------|------|------|------|------|------|------|------|------|------|------|--|--|--|--|--|--|--|--|--|------|--|--|--|--|--|--|--|--|--|------|------|------|------|------|------|------|------|------|------|------|--|--|--|--|--|--|--|--|--|------|--|--|--|--|--|--|--|--|--|--|
| <p>since 01/1991</p> <p>Currently of our employees are sick: _____%</p> | <p>Further information</p> <p>Illness absence rate</p> <p>Note.: Values in the Stata-files have to be divided by 10 to get the correct percentage format (with decimal place). eg.: for the value of 85 in the dataset applies: 8,5%</p> | | | | | | | | | | | | | | | | | | | | | | | | | | | | | | | | | | | | | | | | | | | | | | | | | | | | | | | | | | | | | | | | | | | | | | | | | | | | | | | | | | | | | | | | | | |
| <p>Time span of variable</p> <table border="1"> <tr><td>1991</td><td>1992</td><td>1993</td><td>1994</td><td>1995</td><td>1996</td><td>1997</td><td>1998</td><td>1999</td><td>2000</td></tr> <tr><td colspan="10">WEST</td></tr> <tr><td colspan="10">EAST</td></tr> <tr><td>2001</td><td>2002</td><td>2003</td><td>2004</td><td>2005</td><td>2006</td><td>2007</td><td>2008</td><td>2009</td><td>2010</td></tr> <tr><td colspan="10">WEST</td></tr> <tr><td colspan="10">EAST</td></tr> <tr><td>2011</td><td>2012</td><td>2013</td><td>2014</td><td>2015</td><td>2016</td><td>2017</td><td>2018</td><td>2019</td><td>2020</td></tr> <tr><td colspan="10">WEST</td></tr> <tr><td colspan="10">EAST</td></tr> </table> | 1991 | 1992 | 1993 | 1994 | 1995 | 1996 | 1997 | 1998 | 1999 | 2000 | WEST | | | | | | | | | | EAST | | | | | | | | | | 2001 | 2002 | 2003 | 2004 | 2005 | 2006 | 2007 | 2008 | 2009 | 2010 | WEST | | | | | | | | | | EAST | | | | | | | | | | 2011 | 2012 | 2013 | 2014 | 2015 | 2016 | 2017 | 2018 | 2019 | 2020 | WEST | | | | | | | | | | EAST | | | | | | | | | | |
| 1991 | 1992 | 1993 | 1994 | 1995 | 1996 | 1997 | 1998 | 1999 | 2000 | | | | | | | | | | | | | | | | | | | | | | | | | | | | | | | | | | | | | | | | | | | | | | | | | | | | | | | | | | | | | | | | | | | | | | | | | | | | | | | | | | |
| WEST | | | | | | | | | | | | | | | | | | | | | | | | | | | | | | | | | | | | | | | | | | | | | | | | | | | | | | | | | | | | | | | | | | | | | | | | | | | | | | | | | | | | | | | | | | | |
| EAST | | | | | | | | | | | | | | | | | | | | | | | | | | | | | | | | | | | | | | | | | | | | | | | | | | | | | | | | | | | | | | | | | | | | | | | | | | | | | | | | | | | | | | | | | | | |
| 2001 | 2002 | 2003 | 2004 | 2005 | 2006 | 2007 | 2008 | 2009 | 2010 | | | | | | | | | | | | | | | | | | | | | | | | | | | | | | | | | | | | | | | | | | | | | | | | | | | | | | | | | | | | | | | | | | | | | | | | | | | | | | | | | | |
| WEST | | | | | | | | | | | | | | | | | | | | | | | | | | | | | | | | | | | | | | | | | | | | | | | | | | | | | | | | | | | | | | | | | | | | | | | | | | | | | | | | | | | | | | | | | | | |
| EAST | | | | | | | | | | | | | | | | | | | | | | | | | | | | | | | | | | | | | | | | | | | | | | | | | | | | | | | | | | | | | | | | | | | | | | | | | | | | | | | | | | | | | | | | | | | |
| 2011 | 2012 | 2013 | 2014 | 2015 | 2016 | 2017 | 2018 | 2019 | 2020 | | | | | | | | | | | | | | | | | | | | | | | | | | | | | | | | | | | | | | | | | | | | | | | | | | | | | | | | | | | | | | | | | | | | | | | | | | | | | | | | | | |
| WEST | | | | | | | | | | | | | | | | | | | | | | | | | | | | | | | | | | | | | | | | | | | | | | | | | | | | | | | | | | | | | | | | | | | | | | | | | | | | | | | | | | | | | | | | | | | |
| EAST | | | | | | | | | | | | | | | | | | | | | | | | | | | | | | | | | | | | | | | | | | | | | | | | | | | | | | | | | | | | | | | | | | | | | | | | | | | | | | | | | | | | | | | | | | | |

| No. | Name | Label | Survey period | Survey frequency |
|-----|------|-------|---------------|------------------|
|-----|------|-------|---------------|------------------|

| | | | | |
|----------|---------------|----------------------------------|--|--|
| 3.4.132) | bau_subannsal | subcontractor: % of annual sales | West since 02/1991 East since 02/2002 | annual survey, February annual survey, February |
|----------|---------------|----------------------------------|--|--|

Wording of question

| | |
|---|---|
| <p>since 02/1991</p> <p>Services of subcontractors</p> | <p>Further information</p> <p>Sales of subcontractors in percentage to the own annual sales</p> |
|---|---|

| | |
|--|---|
| Of our annual sales in 19/20XX* about* _____ % are accounted for by subcontractors | (for main construction trades) |
| Time span of variable | * "20XX" means last year Example: If the question was posed in February 2003 , "20XX"="2002". |
| 1991 1992 1993 1994 1995 1996 1997 1998 1999 2000 | ** since 02/2002 "circa" instead of "about" |
| WEST | |
| 2001 2002 2003 2004 2005 2006 2007 2008 2009 2010 | |
| WEST | |
| EAST | |
| 2011 2012 2013 2014 2015 2016 2017 2018 2019 2020 | |
| WEST | |
| EAST | |

| No. | Name | Label | Survey period | Survey frequency |
|----------|------------|--------------------------------------|--|--|
| 3.4.133) | bau_subdiv | subcontractor: % for other companies | West since 02/1991 East since 02/2002 | annual survey, February annual survey, February |

Wording of question

| | |
|--|---|
| since 02/1991 | Further information |
| Services of subcontractors Of the subcontractors' services in year 19/20XX* _____ % are accounted for by other companies | Services of subcontractors of other companies (for main construction trades) |
| Time span of variable | * "20XX" means last year Example: If the question was posed in February 2003 , "20XX"="2002". |
| 1991 1992 1993 1994 1995 1996 1997 1998 1999 2000 | |
| WEST | |
| 2001 2002 2003 2004 2005 2006 2007 2008 2009 2010 | |
| WEST | |
| EAST | |
| 2011 2012 2013 2014 2015 2016 2017 2018 2019 2020 | |
| WEST | |
| EAST | |

| No. | Name | Label | Survey period | Survey frequency |
|----------|------------|------------------------------|--|--|
| 3.4.134) | bau_subfor | % for foreign subcontractors | West since 02/1996 East since 02/2002 | annual survey, February annual survey, February |

Wording of question

| | |
|---|---|
| since 02/1991 | Further information |
| Services of subcontractors Services of subcontractors in total: 100%. thereof: services of foreign subcontractors circa _____% | Services of foreign subcontractors (for main construction trades) |
| Time span of variable | * "20XX" means last year Example: If the question was posed in February 2003 , "20XX"="2002". |
| 1991 1992 1993 1994 1995 1996 1997 1998 1999 2000 | |
| WEST | |
| 2001 2002 2003 2004 2005 2006 2007 2008 2009 2010 | |
| WEST | |
| EAST | |
| 2011 2012 2013 2014 2015 2016 2017 2018 2019 2020 | |
| WEST | |
| EAST | |

| No. | Name | Label | Survey period | Survey frequency |
|----------|-------------|-------------------------------|--|--|
| 3.4.135) | bau_subfowo | subcontractor: % for formwork | West 02/1991 - 02/2015 East 02/2002 - 02/2015 | annual survey, February annual survey, February |

Wording of question

| Further information | | | | | | | | | | | | | | | | | | | | | | | | | | | | | | | | | | | | | | | | | | | | | | | | | | | | | | | | | | | | | | | | | | | | | | | | | | | | | | | | |
|---|------|------|------|------|------|------|------|------|------|------|------|--|--|--|--|--|--|--|--|--|------|------|------|------|------|------|------|------|------|------|------|--|--|--|--|--|--|--|--|--|--|------|--|--|--|--|--|--|--|--|------|------|------|------|------|------|------|------|------|------|------|--|--|--|--|--|--|--|--|--|------|--|--|--|--|--|--|--|--|--|
| <p>since 02/1991</p> <p>Services of subcontractors</p> <p>_____ % of the subcontractors' services in year 19/20XX* are accounted for by formwork/ scaffolding</p> | | | | | | | | | | | | | | | | | | | | | | | | | | | | | | | | | | | | | | | | | | | | | | | | | | | | | | | | | | | | | | | | | | | | | | | | | | | | | | | | |
| <p>Services of subcontractors of formwork/ scaffolding (for main construction trades)</p> <p>* "20XX" means last year</p> <p>Example: If the question was posed in February 2003 , "20XX"="2002".</p> | | | | | | | | | | | | | | | | | | | | | | | | | | | | | | | | | | | | | | | | | | | | | | | | | | | | | | | | | | | | | | | | | | | | | | | | | | | | | | | | |
| <p>Time span of variable</p> <table border="1"> <thead> <tr> <th>1991</th><th>1992</th><th>1993</th><th>1994</th><th>1995</th><th>1996</th><th>1997</th><th>1998</th><th>1999</th><th>2000</th> </tr> </thead> <tbody> <tr> <td colspan="10">WEST</td> </tr> <tr> <td>2001</td><td>2002</td><td>2003</td><td>2004</td><td>2005</td><td>2006</td><td>2007</td><td>2008</td><td>2009</td><td>2010</td> </tr> <tr> <td colspan="10">WEST</td> </tr> <tr> <td></td><td colspan="9">EAST</td> </tr> <tr> <td>2011</td><td>2012</td><td>2013</td><td>2014</td><td>2015</td><td>2016</td><td>2017</td><td>2018</td><td>2019</td><td>2020</td> </tr> <tr> <td colspan="10">WEST</td> </tr> <tr> <td colspan="10">EAST</td> </tr> </tbody> </table> | 1991 | 1992 | 1993 | 1994 | 1995 | 1996 | 1997 | 1998 | 1999 | 2000 | WEST | | | | | | | | | | 2001 | 2002 | 2003 | 2004 | 2005 | 2006 | 2007 | 2008 | 2009 | 2010 | WEST | | | | | | | | | | | EAST | | | | | | | | | 2011 | 2012 | 2013 | 2014 | 2015 | 2016 | 2017 | 2018 | 2019 | 2020 | WEST | | | | | | | | | | EAST | | | | | | | | | |
| 1991 | 1992 | 1993 | 1994 | 1995 | 1996 | 1997 | 1998 | 1999 | 2000 | | | | | | | | | | | | | | | | | | | | | | | | | | | | | | | | | | | | | | | | | | | | | | | | | | | | | | | | | | | | | | | | | | | | | | | |
| WEST | | | | | | | | | | | | | | | | | | | | | | | | | | | | | | | | | | | | | | | | | | | | | | | | | | | | | | | | | | | | | | | | | | | | | | | | | | | | | | | | |
| 2001 | 2002 | 2003 | 2004 | 2005 | 2006 | 2007 | 2008 | 2009 | 2010 | | | | | | | | | | | | | | | | | | | | | | | | | | | | | | | | | | | | | | | | | | | | | | | | | | | | | | | | | | | | | | | | | | | | | | | |
| WEST | | | | | | | | | | | | | | | | | | | | | | | | | | | | | | | | | | | | | | | | | | | | | | | | | | | | | | | | | | | | | | | | | | | | | | | | | | | | | | | | |
| | EAST | | | | | | | | | | | | | | | | | | | | | | | | | | | | | | | | | | | | | | | | | | | | | | | | | | | | | | | | | | | | | | | | | | | | | | | | | | | | | | | |
| 2011 | 2012 | 2013 | 2014 | 2015 | 2016 | 2017 | 2018 | 2019 | 2020 | | | | | | | | | | | | | | | | | | | | | | | | | | | | | | | | | | | | | | | | | | | | | | | | | | | | | | | | | | | | | | | | | | | | | | | |
| WEST | | | | | | | | | | | | | | | | | | | | | | | | | | | | | | | | | | | | | | | | | | | | | | | | | | | | | | | | | | | | | | | | | | | | | | | | | | | | | | | | |
| EAST | | | | | | | | | | | | | | | | | | | | | | | | | | | | | | | | | | | | | | | | | | | | | | | | | | | | | | | | | | | | | | | | | | | | | | | | | | | | | | | | |

| No. | Name | Label | Survey period | Survey frequency |
|----------|-------------|---|--|--|
| 3.4.136) | bau_submain | subcontractor: % for main contract work | West since 02/1991 East since 02/2002 | annual survey, February annual survey, February |

Wording of question

| Further information | | | | | | | | | | | | | | | | | | | | | | | | | | | | | | | | | | | | | | | | | | | | | | | | | | | | | | | | | | | | | | | | | | | | | | | | | | | | | | | | |
|---|------|------|------|------|------|------|------|------|------|------|------|--|--|--|--|--|--|--|--|--|------|------|------|------|------|------|------|------|------|------|------|--|--|--|--|--|--|--|--|--|--|------|--|--|--|--|--|--|--|--|------|------|------|------|------|------|------|------|------|------|------|--|--|--|--|--|--|--|--|--|------|--|--|--|--|--|--|--|--|--|
| <p>since 02/1991</p> <p>Services of subcontractors</p> <p>_____ % of the subcontractors' services in year 19/20XX* are accounted for by firms of main construction trades</p> | | | | | | | | | | | | | | | | | | | | | | | | | | | | | | | | | | | | | | | | | | | | | | | | | | | | | | | | | | | | | | | | | | | | | | | | | | | | | | | | |
| <p>Services of subcontractors of main construction trades (for main construction trades)</p> <p>* "20XX" means last year</p> <p>Example: If the question was posed in February 2003 , "20XX"="2002".</p> | | | | | | | | | | | | | | | | | | | | | | | | | | | | | | | | | | | | | | | | | | | | | | | | | | | | | | | | | | | | | | | | | | | | | | | | | | | | | | | | |
| <p>Time span of variable</p> <table border="1"> <thead> <tr> <th>1991</th><th>1992</th><th>1993</th><th>1994</th><th>1995</th><th>1996</th><th>1997</th><th>1998</th><th>1999</th><th>2000</th> </tr> </thead> <tbody> <tr> <td colspan="10">WEST</td> </tr> <tr> <td>2001</td><td>2002</td><td>2003</td><td>2004</td><td>2005</td><td>2006</td><td>2007</td><td>2008</td><td>2009</td><td>2010</td> </tr> <tr> <td colspan="10">WEST</td> </tr> <tr> <td></td><td colspan="9">EAST</td> </tr> <tr> <td>2011</td><td>2012</td><td>2013</td><td>2014</td><td>2015</td><td>2016</td><td>2017</td><td>2018</td><td>2019</td><td>2020</td> </tr> <tr> <td colspan="10">WEST</td> </tr> <tr> <td colspan="10">EAST</td> </tr> </tbody> </table> | 1991 | 1992 | 1993 | 1994 | 1995 | 1996 | 1997 | 1998 | 1999 | 2000 | WEST | | | | | | | | | | 2001 | 2002 | 2003 | 2004 | 2005 | 2006 | 2007 | 2008 | 2009 | 2010 | WEST | | | | | | | | | | | EAST | | | | | | | | | 2011 | 2012 | 2013 | 2014 | 2015 | 2016 | 2017 | 2018 | 2019 | 2020 | WEST | | | | | | | | | | EAST | | | | | | | | | |
| 1991 | 1992 | 1993 | 1994 | 1995 | 1996 | 1997 | 1998 | 1999 | 2000 | | | | | | | | | | | | | | | | | | | | | | | | | | | | | | | | | | | | | | | | | | | | | | | | | | | | | | | | | | | | | | | | | | | | | | | |
| WEST | | | | | | | | | | | | | | | | | | | | | | | | | | | | | | | | | | | | | | | | | | | | | | | | | | | | | | | | | | | | | | | | | | | | | | | | | | | | | | | | |
| 2001 | 2002 | 2003 | 2004 | 2005 | 2006 | 2007 | 2008 | 2009 | 2010 | | | | | | | | | | | | | | | | | | | | | | | | | | | | | | | | | | | | | | | | | | | | | | | | | | | | | | | | | | | | | | | | | | | | | | | |
| WEST | | | | | | | | | | | | | | | | | | | | | | | | | | | | | | | | | | | | | | | | | | | | | | | | | | | | | | | | | | | | | | | | | | | | | | | | | | | | | | | | |
| | EAST | | | | | | | | | | | | | | | | | | | | | | | | | | | | | | | | | | | | | | | | | | | | | | | | | | | | | | | | | | | | | | | | | | | | | | | | | | | | | | | |
| 2011 | 2012 | 2013 | 2014 | 2015 | 2016 | 2017 | 2018 | 2019 | 2020 | | | | | | | | | | | | | | | | | | | | | | | | | | | | | | | | | | | | | | | | | | | | | | | | | | | | | | | | | | | | | | | | | | | | | | | |
| WEST | | | | | | | | | | | | | | | | | | | | | | | | | | | | | | | | | | | | | | | | | | | | | | | | | | | | | | | | | | | | | | | | | | | | | | | | | | | | | | | | |
| EAST | | | | | | | | | | | | | | | | | | | | | | | | | | | | | | | | | | | | | | | | | | | | | | | | | | | | | | | | | | | | | | | | | | | | | | | | | | | | | | | | |

| No. | Name | Label | Survey period | Survey frequency |
|----------|-------------|---------------------------------------|--|--|
| 3.4.137) | bau_subreba | subcontractor: % for reinforcing bars | West 02/1991 - 02/2015 East 02/2002 - 02/2015 | annual survey, February annual survey, February |

Wording of question

| Further information | | | | | | | | | | | | | | | | | | | | |
|---|------|------|------|------|------|------|------|------|------|------|------|--|--|--|--|--|--|--|--|--|
| <p>since 02/1991</p> <p>Services of subcontractors</p> <p>_____ % of the subcontractors' services in year 19/20XX* are accounted for by bending and laying of reinforcing steel</p> | | | | | | | | | | | | | | | | | | | | |
| <p>Services of subcontractors of bending and laying of reinforcing steel (for main construction trades)</p> <p>* "20XX" means last year</p> <p>Example: If the question was posed in February 2003 , "20XX"="2002".</p> | | | | | | | | | | | | | | | | | | | | |
| <p>Time span of variable</p> <table border="1"> <thead> <tr> <th>1991</th><th>1992</th><th>1993</th><th>1994</th><th>1995</th><th>1996</th><th>1997</th><th>1998</th><th>1999</th><th>2000</th> </tr> </thead> <tbody> <tr> <td colspan="10">WEST</td> </tr> </tbody> </table> | 1991 | 1992 | 1993 | 1994 | 1995 | 1996 | 1997 | 1998 | 1999 | 2000 | WEST | | | | | | | | | |
| 1991 | 1992 | 1993 | 1994 | 1995 | 1996 | 1997 | 1998 | 1999 | 2000 | | | | | | | | | | | |
| WEST | | | | | | | | | | | | | | | | | | | | |

| | | | | | | | | | |
|------|------|------|------|------|------|------|------|------|------|
| 2001 | 2002 | 2003 | 2004 | 2005 | 2006 | 2007 | 2008 | 2009 | 2010 |
| WEST | | | | | | | | | |
| EAST | | | | | | | | | |
| 2011 | 2012 | 2013 | 2014 | 2015 | 2016 | 2017 | 2018 | 2019 | 2020 |
| WEST | | | | | | | | | |
| EAST | | | | | | | | | |

| No. | Name | Label | Survey period | Survey frequency |
|-----|------|-------|---------------|------------------|
|-----|------|-------|---------------|------------------|

| | | | | |
|----------|--------------|--|--|--|
| 3.4.138) | bau_subtrans | subcontractor: % for transport company | West since 02/1991 East since 02/2002 | annual survey, February annual survey, February |
|----------|--------------|--|--|--|

Wording of question

| | | | | | | | | | | | | | | | | | | | | | | | | | | | | | | | | | | | | | | | | | | | | | | | | | | | | | | | | | | | | | | | | | | | | | | | | | | | | | | | | | |
|---|--|------|------|------|------|------|------|------|------|------|------|--|--|--|--|--|--|--|--|--|------|------|------|------|------|------|------|------|------|------|------|--|--|--|--|--|--|--|--|--|------|--|--|--|--|--|--|--|--|--|------|------|------|------|------|------|------|------|------|------|------|--|--|--|--|--|--|--|--|--|------|--|--|--|--|--|--|--|--|--|--|
| <p>since 02/1991</p> <p>Services of subcontractors</p> <p>_____ % of the subcontractors' services in year 19/20XX* are accounted for by _____ transport companies</p> | <p>Further information</p> <p>Services of subcontractors of transport companies (for main construction trades)</p> <p>* "20XX" means last year</p> <p>Example: If the question was posed in February 2003 , "20XX"="2002".</p> | | | | | | | | | | | | | | | | | | | | | | | | | | | | | | | | | | | | | | | | | | | | | | | | | | | | | | | | | | | | | | | | | | | | | | | | | | | | | | | | |
| <p>Time span of variable</p> <table border="1"> <tr><td>1991</td><td>1992</td><td>1993</td><td>1994</td><td>1995</td><td>1996</td><td>1997</td><td>1998</td><td>1999</td><td>2000</td></tr> <tr><td colspan="10">WEST</td></tr> <tr><td>2001</td><td>2002</td><td>2003</td><td>2004</td><td>2005</td><td>2006</td><td>2007</td><td>2008</td><td>2009</td><td>2010</td></tr> <tr><td colspan="10">WEST</td></tr> <tr><td colspan="10">EAST</td></tr> <tr><td>2011</td><td>2012</td><td>2013</td><td>2014</td><td>2015</td><td>2016</td><td>2017</td><td>2018</td><td>2019</td><td>2020</td></tr> <tr><td colspan="5">WEST</td><td colspan="5"></td></tr> <tr><td colspan="5">EAST</td><td colspan="5"></td></tr> </table> | 1991 | 1992 | 1993 | 1994 | 1995 | 1996 | 1997 | 1998 | 1999 | 2000 | WEST | | | | | | | | | | 2001 | 2002 | 2003 | 2004 | 2005 | 2006 | 2007 | 2008 | 2009 | 2010 | WEST | | | | | | | | | | EAST | | | | | | | | | | 2011 | 2012 | 2013 | 2014 | 2015 | 2016 | 2017 | 2018 | 2019 | 2020 | WEST | | | | | | | | | | EAST | | | | | | | | | | |
| 1991 | 1992 | 1993 | 1994 | 1995 | 1996 | 1997 | 1998 | 1999 | 2000 | | | | | | | | | | | | | | | | | | | | | | | | | | | | | | | | | | | | | | | | | | | | | | | | | | | | | | | | | | | | | | | | | | | | | | | | |
| WEST | | | | | | | | | | | | | | | | | | | | | | | | | | | | | | | | | | | | | | | | | | | | | | | | | | | | | | | | | | | | | | | | | | | | | | | | | | | | | | | | | |
| 2001 | 2002 | 2003 | 2004 | 2005 | 2006 | 2007 | 2008 | 2009 | 2010 | | | | | | | | | | | | | | | | | | | | | | | | | | | | | | | | | | | | | | | | | | | | | | | | | | | | | | | | | | | | | | | | | | | | | | | | |
| WEST | | | | | | | | | | | | | | | | | | | | | | | | | | | | | | | | | | | | | | | | | | | | | | | | | | | | | | | | | | | | | | | | | | | | | | | | | | | | | | | | | |
| EAST | | | | | | | | | | | | | | | | | | | | | | | | | | | | | | | | | | | | | | | | | | | | | | | | | | | | | | | | | | | | | | | | | | | | | | | | | | | | | | | | | |
| 2011 | 2012 | 2013 | 2014 | 2015 | 2016 | 2017 | 2018 | 2019 | 2020 | | | | | | | | | | | | | | | | | | | | | | | | | | | | | | | | | | | | | | | | | | | | | | | | | | | | | | | | | | | | | | | | | | | | | | | | |
| WEST | | | | | | | | | | | | | | | | | | | | | | | | | | | | | | | | | | | | | | | | | | | | | | | | | | | | | | | | | | | | | | | | | | | | | | | | | | | | | | | | | |
| EAST | | | | | | | | | | | | | | | | | | | | | | | | | | | | | | | | | | | | | | | | | | | | | | | | | | | | | | | | | | | | | | | | | | | | | | | | | | | | | | | | | |

| No. | Name | Label | Survey period | Survey frequency |
|-----|------|-------|---------------|------------------|
|-----|------|-------|---------------|------------------|

| | | | | |
|---------|-------------|-------------------------------------|--|--|
| 3.4.39) | bau_subupgr | subcontractor: % for upgrading work | West since 02/1991 East since 02/2002 | annual survey, February annual survey, February |
|---------|-------------|-------------------------------------|--|--|

Wording of question

| | | | | | | | | | | | | | | | | | | | | | | | | | | | | | | | | | | | | | | | | | | | | | | | | | | | | | | | | | | | | | | | | | | | | | | | | | | | | | | | | | |
|---|---|------|------|------|------|------|------|------|------|------|------|--|--|--|--|--|--|--|--|--|------|------|------|------|------|------|------|------|------|------|------|--|--|--|--|--|--|--|--|--|------|--|--|--|--|--|--|--|--|--|------|------|------|------|------|------|------|------|------|------|------|--|--|--|--|--|--|--|--|--|------|--|--|--|--|--|--|--|--|--|--|
| <p>since 02/1991</p> <p>Services of subcontractors</p> <p>_____ % of the subcontractors' services in year 19/20XX* are accounted for by _____ firms of upgrading work</p> | <p>Further information</p> <p>Services of subcontractors of upgrading work (for main construction trades)</p> <p>* "20XX" means last year</p> <p>Example: If the question was posed in February 2003 , "20XX"="2002".</p> | | | | | | | | | | | | | | | | | | | | | | | | | | | | | | | | | | | | | | | | | | | | | | | | | | | | | | | | | | | | | | | | | | | | | | | | | | | | | | | | |
| <p>Time span of variable</p> <table border="1"> <tr><td>1991</td><td>1992</td><td>1993</td><td>1994</td><td>1995</td><td>1996</td><td>1997</td><td>1998</td><td>1999</td><td>2000</td></tr> <tr><td colspan="10">WEST</td></tr> <tr><td>2001</td><td>2002</td><td>2003</td><td>2004</td><td>2005</td><td>2006</td><td>2007</td><td>2008</td><td>2009</td><td>2010</td></tr> <tr><td colspan="10">WEST</td></tr> <tr><td colspan="10">EAST</td></tr> <tr><td>2011</td><td>2012</td><td>2013</td><td>2014</td><td>2015</td><td>2016</td><td>2017</td><td>2018</td><td>2019</td><td>2020</td></tr> <tr><td colspan="5">WEST</td><td colspan="5"></td></tr> <tr><td colspan="5">EAST</td><td colspan="5"></td></tr> </table> | 1991 | 1992 | 1993 | 1994 | 1995 | 1996 | 1997 | 1998 | 1999 | 2000 | WEST | | | | | | | | | | 2001 | 2002 | 2003 | 2004 | 2005 | 2006 | 2007 | 2008 | 2009 | 2010 | WEST | | | | | | | | | | EAST | | | | | | | | | | 2011 | 2012 | 2013 | 2014 | 2015 | 2016 | 2017 | 2018 | 2019 | 2020 | WEST | | | | | | | | | | EAST | | | | | | | | | | |
| 1991 | 1992 | 1993 | 1994 | 1995 | 1996 | 1997 | 1998 | 1999 | 2000 | | | | | | | | | | | | | | | | | | | | | | | | | | | | | | | | | | | | | | | | | | | | | | | | | | | | | | | | | | | | | | | | | | | | | | | | |
| WEST | | | | | | | | | | | | | | | | | | | | | | | | | | | | | | | | | | | | | | | | | | | | | | | | | | | | | | | | | | | | | | | | | | | | | | | | | | | | | | | | | |
| 2001 | 2002 | 2003 | 2004 | 2005 | 2006 | 2007 | 2008 | 2009 | 2010 | | | | | | | | | | | | | | | | | | | | | | | | | | | | | | | | | | | | | | | | | | | | | | | | | | | | | | | | | | | | | | | | | | | | | | | | |
| WEST | | | | | | | | | | | | | | | | | | | | | | | | | | | | | | | | | | | | | | | | | | | | | | | | | | | | | | | | | | | | | | | | | | | | | | | | | | | | | | | | | |
| EAST | | | | | | | | | | | | | | | | | | | | | | | | | | | | | | | | | | | | | | | | | | | | | | | | | | | | | | | | | | | | | | | | | | | | | | | | | | | | | | | | | |
| 2011 | 2012 | 2013 | 2014 | 2015 | 2016 | 2017 | 2018 | 2019 | 2020 | | | | | | | | | | | | | | | | | | | | | | | | | | | | | | | | | | | | | | | | | | | | | | | | | | | | | | | | | | | | | | | | | | | | | | | | |
| WEST | | | | | | | | | | | | | | | | | | | | | | | | | | | | | | | | | | | | | | | | | | | | | | | | | | | | | | | | | | | | | | | | | | | | | | | | | | | | | | | | | |
| EAST | | | | | | | | | | | | | | | | | | | | | | | | | | | | | | | | | | | | | | | | | | | | | | | | | | | | | | | | | | | | | | | | | | | | | | | | | | | | | | | | | |

| No. | Name | Label | Survey period | Survey frequency |
|-----|------|-------|---------------|------------------|
|-----|------|-------|---------------|------------------|

| | | | | |
|----------|-----------|-----------------------------|--|--|
| 3.4.140) | bau_swill | subcontractors: willingness | West since 07/1996 East since 07/2001 | annual survey, July annual survey, July |
|----------|-----------|-----------------------------|--|--|

Wording of question

| | |
|--|----------------------------|
| | Further information |
|--|----------------------------|

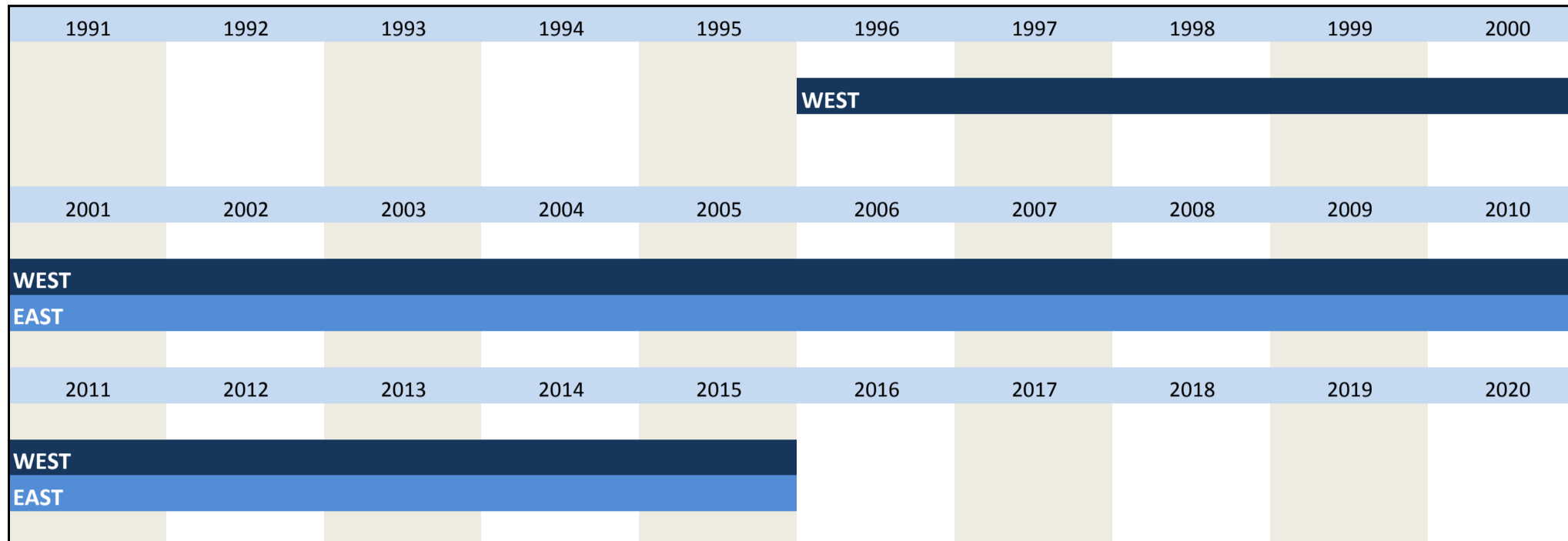
since 07/1996

Borrowed equipment / placing of equipment intensive works to subcontractors
 During the last years the willingness to place special works to subcontractors has

increased [1]
 not changed [2]
 decreased [3]

Placing of special works to subcontractors
 (for main construction trades)

Time span of variable



| No. | Name | Label | Survey period | Survey frequency |
|-----|------|-------|---------------|------------------|
|-----|------|-------|---------------|------------------|

| | | | | |
|----------|-----------|-----------------------------|-------------------------|---------------------|
| 3.4.141) | bau_swil1 | subcontractors: willingness | West 07/1991 to 07/1995 | annual survey, July |
|----------|-----------|-----------------------------|-------------------------|---------------------|

Wording of question

07/1991 to 07/1995

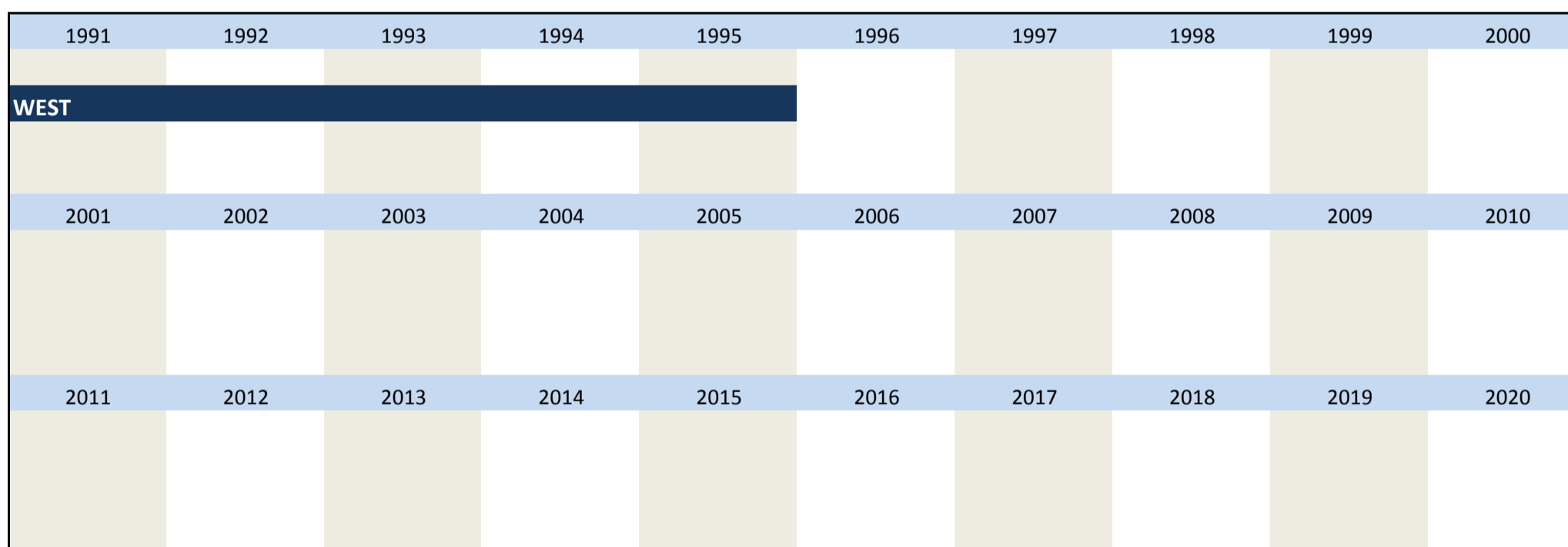
Borrowed equipment / placing of equipment intensive works to subcontractors
 During the last years the willingness to place special works to subcontractors has

increased [1]
 not changed [2]
 decreased [3]

Further information

Placing special works to subcontractors

Time span of variable



| No. | Name | Label | Survey period | Survey frequency |
|-----|------|-------|---------------|------------------|
|-----|------|-------|---------------|------------------|

| | | | | |
|----------|-------------|---------------------------------|--|--|
| 3.4.142) | bau_undcons | % of undocumented constructions | West 02/1991 - 02/2015 East 02/2002 - 02/2015 | annual survey, February annual survey, February |
|----------|-------------|---------------------------------|--|--|

Wording of question

since 02/1991

Constructions not yet captured statistically
 The value of work completed but not yet documented as revenue (for the reporting in the building industry) was
 31.12.19/20XX circa _____%
 of our total annual production.

Further information

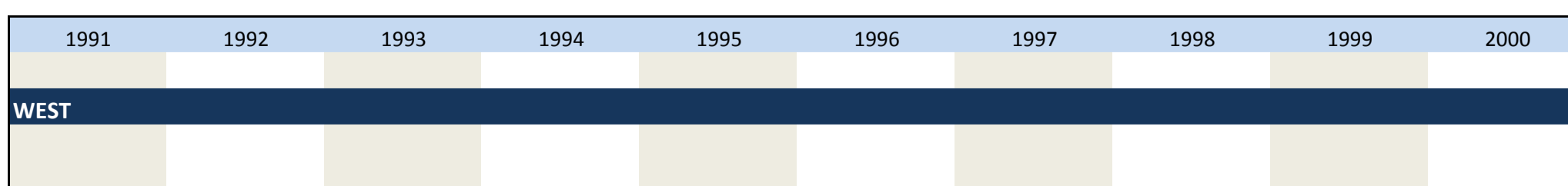
Undocumented constructions
 (for main construction trades)

* "20XX" means last year

Example:

If the question was posed in February 2003 ,
 "20XX"="2002".

Time span of variable



| | | | | | | | | | |
|------|------|------|------|------|------|------|------|------|------|
| 2001 | 2002 | 2003 | 2004 | 2005 | 2006 | 2007 | 2008 | 2009 | 2010 |
| WEST | | | | | | | | | |
| EAST | | | | | | | | | |
| 2011 | 2012 | 2013 | 2014 | 2015 | 2016 | 2017 | 2018 | 2019 | 2020 |
| WEST | | | | | | | | | |
| EAST | | | | | | | | | |

| No. | Name | Label | Survey period | Survey frequency |
|----------|------------|--------------------------------|-----------------------------|-----------------------|
| 3.4.143) | bau_vaclhy | vacancies during last 6 months | East und West since 08/2013 | annual survey, August |

Wording of question

| | |
|---|---------------------|
| <p>since 08/2013</p> <p>During the last 6 months we had vacancies</p> <p>yes [1] <input type="text"/> no [2] <input type="text"/></p> | Further information |
|---|---------------------|

Time span of variable

| | | | | | | | | | |
|------|------|------|------|------|------|------|------|------|------|
| 1991 | 1992 | 1993 | 1994 | 1995 | 1996 | 1997 | 1998 | 1999 | 2000 |
| 2001 | 2002 | 2003 | 2004 | 2005 | 2006 | 2007 | 2008 | 2009 | 2010 |
| 2011 | 2012 | 2013 | 2014 | 2015 | 2016 | 2017 | 2018 | 2019 | 2020 |
| WEST | | | | | | | | | |
| EAST | | | | | | | | | |

| No. | Name | Label | Survey period | Survey frequency |
|----------|---------------|---|-----------------------------|-----------------------|
| 3.4.144) | bau_vaclhy_ce | vacancies during last 6 months: construction engineer | East und West since 08/2013 | annual survey, August |

Wording of question

| | |
|--|---------------------|
| <p>since 08/2013</p> <p>During the last 6 months we had vacancies</p> <p>If yes:</p> <p>We were looking for skilled workers in the following fields:</p> <p>construction engineer [1] <input type="text"/></p> | Further information |
|--|---------------------|

Time span of variable

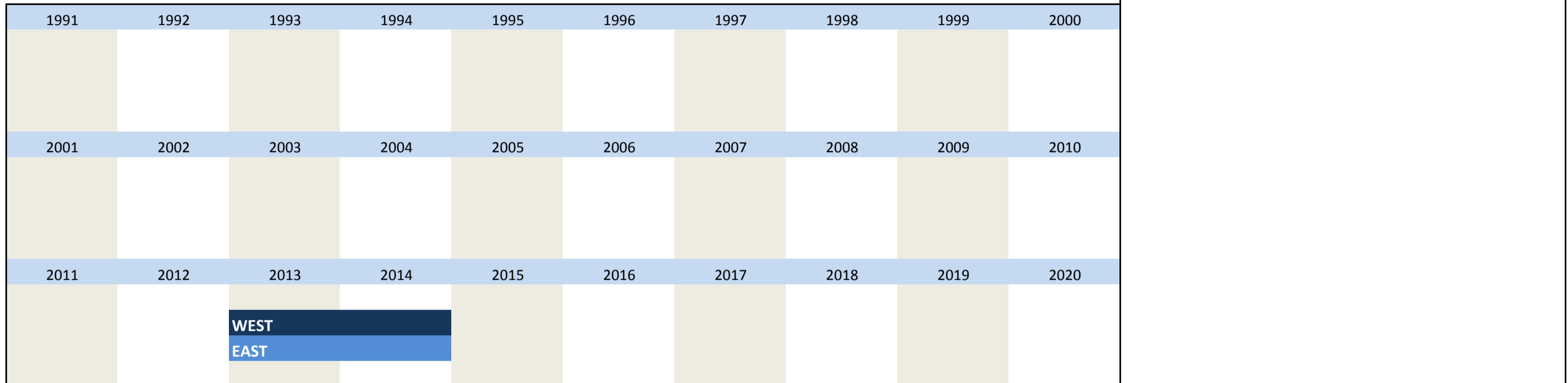
| | | | | | | | | | |
|------|------|------|------|------|------|------|------|------|------|
| 1991 | 1992 | 1993 | 1994 | 1995 | 1996 | 1997 | 1998 | 1999 | 2000 |
| 2001 | 2002 | 2003 | 2004 | 2005 | 2006 | 2007 | 2008 | 2009 | 2010 |
| 2011 | 2012 | 2013 | 2014 | 2015 | 2016 | 2017 | 2018 | 2019 | 2020 |
| WEST | | | | | | | | | |
| EAST | | | | | | | | | |

| No. | Name | Label | Survey period | Survey frequency |
|----------|---------------|---|-----------------------------|-----------------------|
| 3.4.145) | bau_vaclhy_cp | vacancies during last 6 months: commercial professions | East und West since 08/2013 | annual survey, August |

Wording of question

| | |
|---|---------------------|
| since 08/2013 During the last 6 months we had vacancies If yes: We were looking for skilled workers in the following fields: commercial professions [1] <input type="text"/> | Further information |
|---|---------------------|

Time span of variable

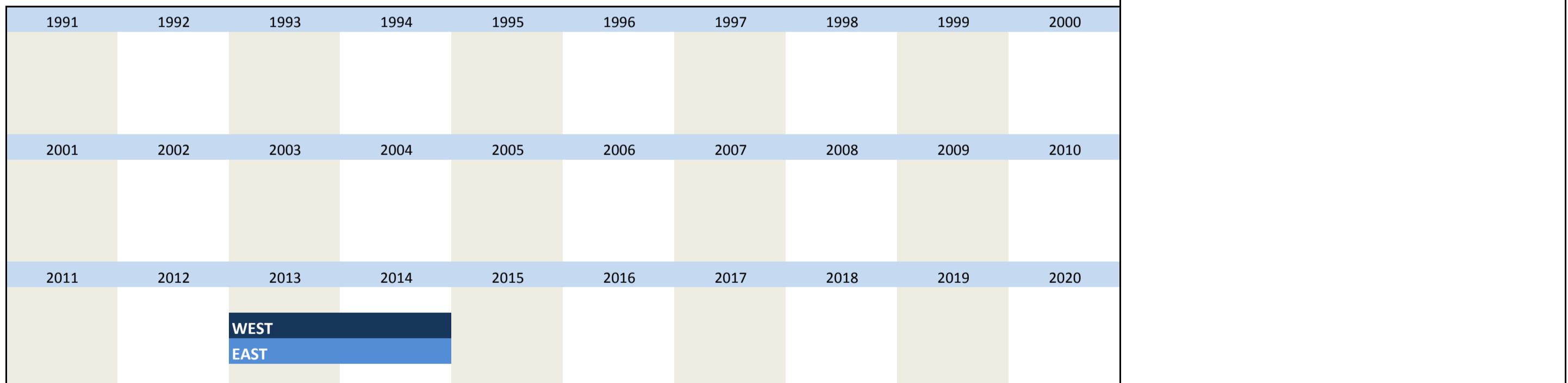


| No. | Name | Label | Survey period | Survey frequency |
|----------|---------------|---|-----------------------------|-----------------------|
| 3.4.146) | bau_vaclhy_mc | vacancies during last 6 months: managerial staff (commerce) | East und West since 08/2013 | annual survey, August |

Wording of question

| | |
|--|---------------------|
| since 08/2013 During the last 6 months we had vacancies If yes: We were looking for skilled workers in the following fields: commercial managerial staff [1] <input type="text"/> | Further information |
|--|---------------------|

Time span of variable

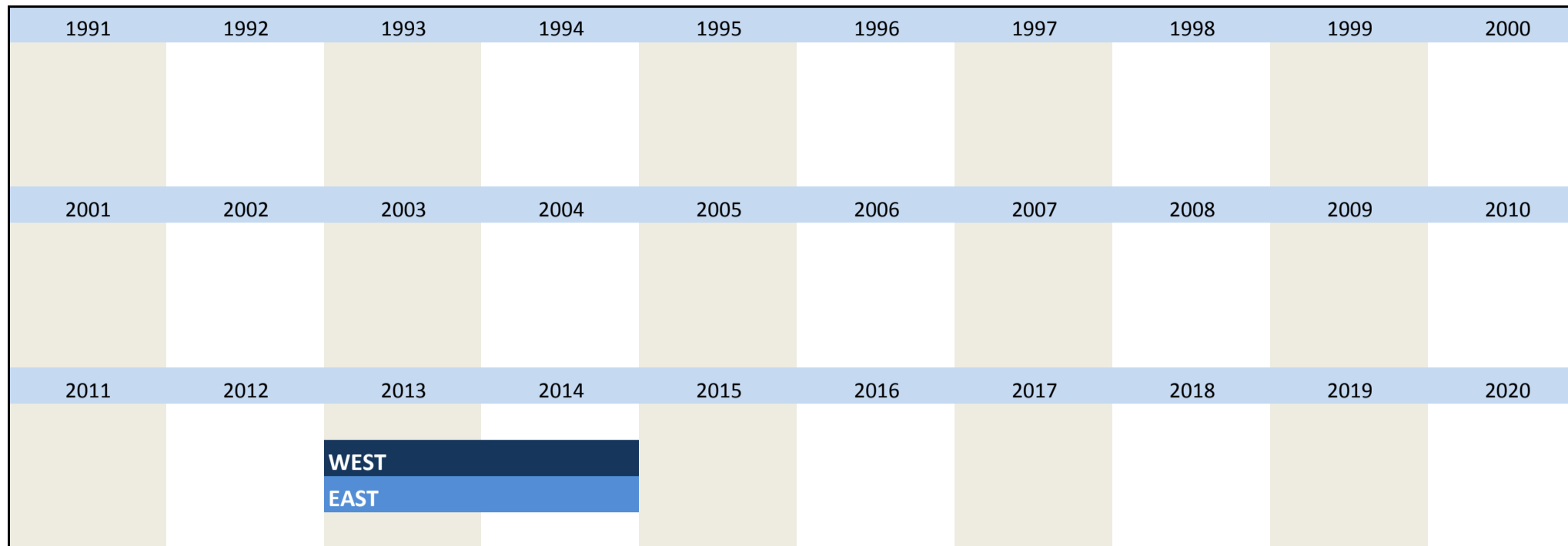


| No. | Name | Label | Survey period | Survey frequency |
|----------|---------------|--|-----------------------------|-----------------------|
| 3.4.147) | bau_vaclhy_so | vacancies during last 6 months: sales occupation | East und West since 08/2013 | annual survey, August |

Wording of question

| | |
|---|---------------------|
| since 08/2013 During the last 6 months we had vacancies If yes: We were looking for skilled workers in the following fields: sales occupation [1] <input type="text"/> | Further information |
|---|---------------------|

Time span of variable

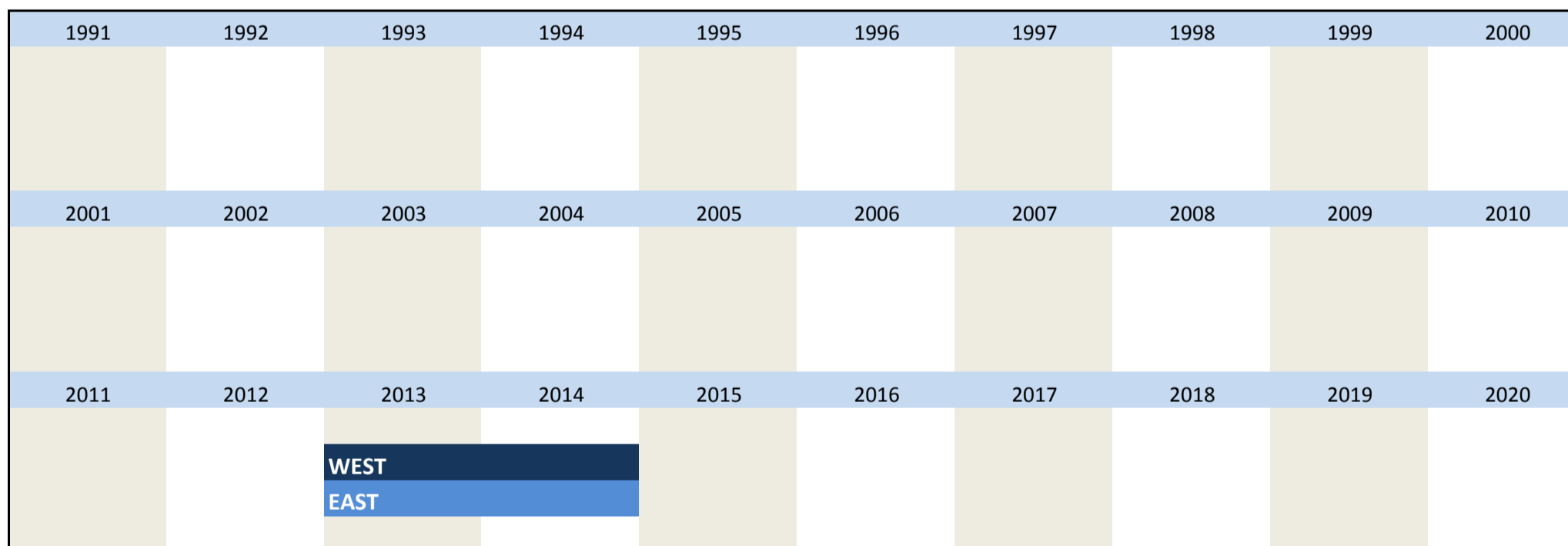


| No. | Name | Label | Survey period | Survey frequency |
|----------|---------------|---|-----------------------------|-----------------------|
| 3.4.148) | bau_vaclhy_tc | vacancies during last 6 months: trainees (commerce) | East und West since 08/2013 | annual survey, August |

Wording of question

| | |
|---|----------------------------|
| <p>since 08/2013</p> <p>During the last 6 months we had vacancies</p> <p>If yes:</p> <p>We were looking for skilled workers in the following fields:</p> <p>commercial trainees [1] <input type="text"/></p> | <p>Further information</p> |
|---|----------------------------|

Time span of variable

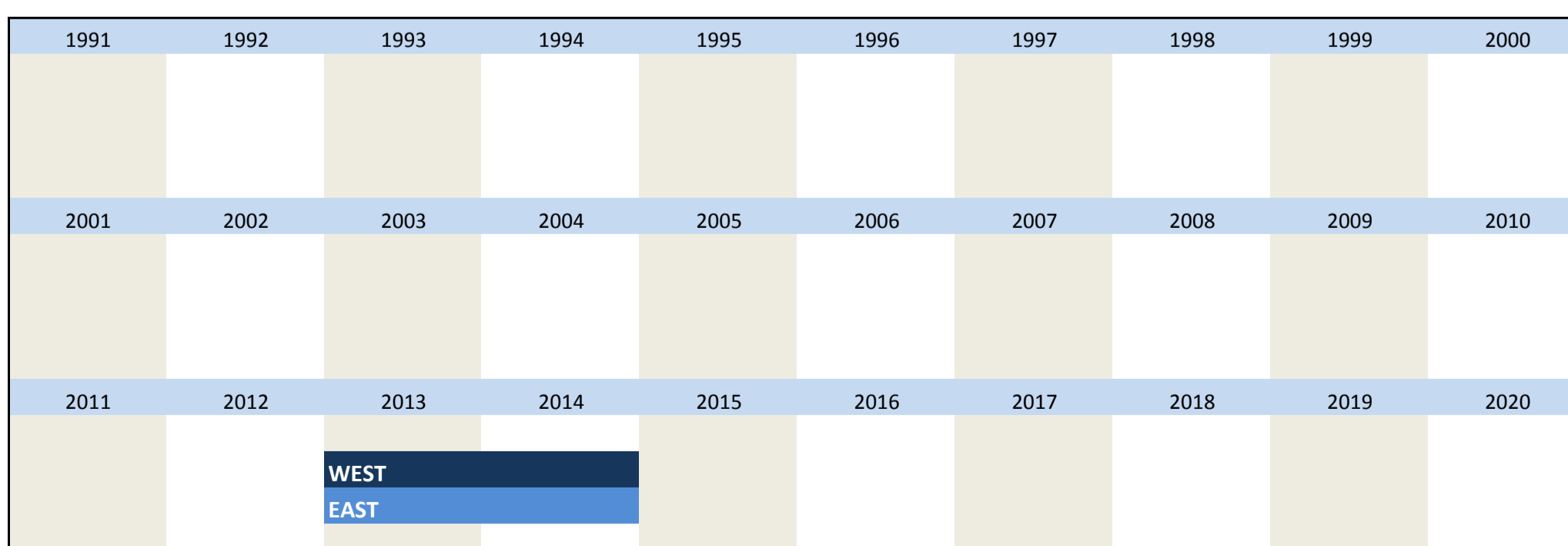


| No. | Name | Label | Survey period | Survey frequency |
|----------|---------------|--|-----------------------------|-----------------------|
| 3.4.149) | bau_vacrepfea | % of vacancies reported to federal employment agency | East und West since 08/2013 | annual survey, August |

Wording of question

| | |
|---|----------------------------|
| <p>since 08/2013</p> <p>About _____ % of these vacancies were reported to the federal employment agency</p> | <p>Further information</p> |
|---|----------------------------|

Time span of variable



| No. | Name | Label | Survey period | Survey frequency |
|-----|------|-------|---------------|------------------|
|-----|------|-------|---------------|------------------|

3.4.150) **bau_westeast** western eastern West since 01/1991 East since 01/1991 monthly monthly

| 1991 | 1992 | 1993 | 1994 | 1995 | 1996 | 1997 | 1998 | 1999 | 2000 | Further information |
|------|------|------|------|------|------|------|------|------|------|---|
| WEST | | | | | | | | | | Differenciates between Eastern and Western survey [1] western [2] eastern |
| EAST | | | | | | | | | | |
| 2001 | 2002 | 2003 | 2004 | 2005 | 2006 | 2007 | 2008 | 2009 | 2010 | |
| WEST | | | | | | | | | | |
| EAST | | | | | | | | | | |
| 2011 | 2012 | 2013 | 2014 | 2015 | 2016 | 2017 | 2018 | 2019 | 2020 | |
| WEST | | | | | | | | | | |
| EAST | | | | | | | | | | |

| No. | Name | Label | Survey period | Survey frequency |
|-----|------|-------|---------------|------------------|
|-----|------|-------|---------------|------------------|

3.4.151) **bau_wh1** working hours: payment of overtime West 04/1991 to 04/1995 annual survey, April

Wording of question

| 04/1991 to 04/1995 | Further information |
|--|---------------------|
| <p>Allowance of working hours Our company occasionally pays additional working hours (not actually carried out work) for good work, travel times and other reasons.</p> <p>yes [1] <input type="text"/> no [2] <input type="text"/></p> | Payment of overtime |

Time span of variable

| 1991 | 1992 | 1993 | 1994 | 1995 | 1996 | 1997 | 1998 | 1999 | 2000 |
|------|------|------|------|------|------|------|------|------|------|
| WEST | | | | | | | | | |
| 2001 | 2002 | 2003 | 2004 | 2005 | 2006 | 2007 | 2008 | 2009 | 2010 |
| 2011 | 2012 | 2013 | 2014 | 2015 | 2016 | 2017 | 2018 | 2019 | 2020 |

| No. | Name | Label | Survey period | Survey frequency |
|-----|------|-------|---------------|------------------|
|-----|------|-------|---------------|------------------|

3.4.152) **bau_wh2** working hours: development West 04/1991 to 04/1995 annual survey, April

Wording of question

| 04/1991 to 04/1995 | Further information |
|---|--|
| <p>Allowance of working hours Our company occasionally pays additional working hours (not actually carried out work) for good work, travel times and other reasons. If yes:</p> <p>19XX* compared to 19YY the number of additionally allowed hours has</p> <p>increased [1] <input type="text"/> not changed [2] <input type="text"/> decreased [3] <input type="text"/></p> | <p>Development of additional working hours</p> <p>* Example The question was posed in April 1993 , "19XX=1992" and ""19YY=1991"</p> |

Time span of variable

| 1991 | 1992 | 1993 | 1994 | 1995 | 1996 | 1997 | 1998 | 1999 | 2000 |
|------|------|------|------|------|------|------|------|------|------|
| WEST | | | | | | | | | |
| 2001 | 2002 | 2003 | 2004 | 2005 | 2006 | 2007 | 2008 | 2009 | 2010 |

| | | | | | | | | | |
|------|------|------|------|------|------|------|------|------|------|
| 2011 | 2012 | 2013 | 2014 | 2015 | 2016 | 2017 | 2018 | 2019 | 2020 |
|------|------|------|------|------|------|------|------|------|------|

| No. | Name | Label | Survey period | Survey frequency |
|----------|---------|------------------------------|-------------------------|----------------------|
| 3.4.153) | bau_wh3 | working hours: number in t-1 | West 04/1991 to 04/1995 | annual survey, April |

Wording of question

| | |
|---|---|
| 04/1991 to 04/1995 | Further information |
| <p>Allowance of working hours</p> <p>Our company occasionally pays additional working hours (not actually carried out work) for good work, travel times and other reasons. If yes:</p> <p>The share of the additionally allowed hours to the total paid hours was:</p> <p style="text-align: center;">about _____% in 19XX</p> | <p>Additional working hours in t-1</p> <p>* Example</p> <p>The question was posed in April 1993 , "19XX=1992" and ""19YY=1991"</p> |

Time span of variable

| | | | | | | | | | |
|------|------|------|------|------|------|------|------|------|------|
| 1991 | 1992 | 1993 | 1994 | 1995 | 1996 | 1997 | 1998 | 1999 | 2000 |
| WEST | | | | | | | | | |
| 2001 | 2002 | 2003 | 2004 | 2005 | 2006 | 2007 | 2008 | 2009 | 2010 |
| 2011 | 2012 | 2013 | 2014 | 2015 | 2016 | 2017 | 2018 | 2019 | 2020 |

| No. | Name | Label | Survey period | Survey frequency |
|----------|---------|------------------------------|-------------------------|----------------------|
| 3.4.154) | bau_wh4 | working hours: number in t-2 | West 04/1991 to 04/1995 | annual survey, April |

Wording of question

| | |
|---|--|
| 04/1991 to 04/1995 | Further information |
| <p>Allowance of working hours</p> <p>Our company occasionally pays additional working hours (not actually carried out work) for good work, travel times and other reasons. If yes:</p> <p>The share of the additionally allowed hours to the total paid hours was:</p> <p style="text-align: center;">about _____% in 19YY</p> | <p>Additionally allowed hours in t-2</p> <p>* Example</p> <p>The question was posed in April 1993, "19XX=1992" and ""19YY=1991"</p> |

Time span of variable

| | | | | | | | | | |
|------|------|------|------|------|------|------|------|------|------|
| 1991 | 1992 | 1993 | 1994 | 1995 | 1996 | 1997 | 1998 | 1999 | 2000 |
| WEST | | | | | | | | | |
| 2001 | 2002 | 2003 | 2004 | 2005 | 2006 | 2007 | 2008 | 2009 | 2010 |
| 2011 | 2012 | 2013 | 2014 | 2015 | 2016 | 2017 | 2018 | 2019 | 2020 |

| No. | Name | Label | Survey period | Survey frequency |
|----------|------------|----------------------------|--|------------------------------------|
| 3.4.155) | bau_witilo | wintertime: lack of orders | West since 03/1991 East since 11/2001 | March, November March, November |

Wording of question

| | |
|--|--|
| <p>03/1991 to 11/2001</p> <p>Winter construction We had enough orders and an appropriate equipment to work through with full workforce in winter (19XX/19YY*) 20XX/20YY* - except for the officially recognized days of bad weather.</p> <p>If no: The necessity of the layoff was mainly due to</p> <p style="text-align: center;">lack of orders [1] <input type="text"/></p> | <p>Further information</p> <p>Winter construction: lack of orders (for main construction trades)</p> <p>* Example: The question was posed in March 2004 , then "20WW/20VV" = "2003/2004"</p> |
| <p>since 03/2002</p> <p>Winter construction We had enough orders and an appropriate equipment to work through with full workforce in winter (19XX/19YY*) 20XX/20YY* - except for the officially recognized days of bad weather.</p> <p>If no: The necessity of the layoffs/ short-time work was mainly due to</p> <p style="text-align: center;">lack of orders [1] <input type="text"/></p> | |

Time span of variable

| | | | | | | | | | |
|------|------|------|------|------|------|------|------|------|------|
| 1991 | 1992 | 1993 | 1994 | 1995 | 1996 | 1997 | 1998 | 1999 | 2000 |
| WEST | | | | | | | | | |
| 2001 | 2002 | 2003 | 2004 | 2005 | 2006 | 2007 | 2008 | 2009 | 2010 |
| WEST | | | | | | | | | |
| EAST | | | | | | | | | |
| 2011 | 2012 | 2013 | 2014 | 2015 | 2016 | 2017 | 2018 | 2019 | 2020 |
| WEST | | | | | | | | | |
| EAST | | | | | | | | | |

| No. | Name | Label | Survey period | Survey frequency |
|----------|------------|-----------------------------------|---|---|
| 3.4.156) | bau_witipw | wintertime: preference of workers | West 03/1991 to 11/1995 West since 11/1996 East since 11/2001 | March, November annual survey, November annual survey, November |

Wording of question

| | |
|---|--|
| <p>03/1991 to 11/1995</p> <p>Winter construction The personal attitude of our workers regarding winter construction, if known: when they have the choice then most wokers prefer</p> <p style="text-align: center;">winter-break-pay without working [1] <input type="text"/> working by normal pay plus winter-pay [2] <input type="text"/></p> | <p>Further information</p> <p>Winter construction: preference of workers (for main construction trades)</p> |
| <p>since 03/1996</p> <p>Winter construction The personal attitude of our workers regarding winter construction, if known: if they had the choice, most workers would prefer</p> <p style="text-align: center;">winter-break-pay without working [1] <input type="text"/> working by normal pay plus winter-pay [2] <input type="text"/></p> | |

Time span of variable

| | | | | | | | | | |
|------|------|------|------|------|------|------|------|------|------|
| 1991 | 1992 | 1993 | 1994 | 1995 | 1996 | 1997 | 1998 | 1999 | 2000 |
| WEST | | | | | | | | | |
| 2001 | 2002 | 2003 | 2004 | 2005 | 2006 | 2007 | 2008 | 2009 | 2010 |
| WEST | | | | | | | | | |
| EAST | | | | | | | | | |
| 2011 | 2012 | 2013 | 2014 | 2015 | 2016 | 2017 | 2018 | 2019 | 2020 |
| WEST | | | | | | | | | |
| EAST | | | | | | | | | |

| | | | | | |
|--|--|--|--|--|--|
| | | | | | |
|--|--|--|--|--|--|

| No. | Name | Label | Survey period | Survey frequency |
|-----|------|-------|---------------|------------------|
|-----|------|-------|---------------|------------------|

3.4.157) **bau_witirc** wintertime: reasons of construction West since 03/1991 East since 11/2001 March, November March, November

Wording of question

| Further information |
|--|
| <p>03/1991 to 11/2001</p> <p>Winter construction We had enough orders and an appropriate equipment to work through with full workforce in winter (19XX/19YY*) 20XX/20YY* - except for the officially recognized days of bad weather.</p> <p>If no: The necessity of the layoff was mainly due to</p> <p style="text-align: center;">reasons of construction [1] <input type="text"/></p> |
| <p>since 03/2002</p> <p>Winter construction We had enough orders and an appropriate equipment to work through with full workforce in winter (19XX/19YY*) 20XX/20YY*</p> <p>If no: The necessity of the layoffs/ short-time work was mainly due to</p> <p style="text-align: center;">reasons of construction [1] <input type="text"/></p> |

Winter construction: reasons of construction (for main construction trades)

*** Example:**
The question was posed in March 2004 , then "20WW/20VV" = "2003/2004"

Time span of variable

| 1991 | 1992 | 1993 | 1994 | 1995 | 1996 | 1997 | 1998 | 1999 | 2000 |
|-------------|------|------|------|------|------|------|------|------|------|
| WEST | | | | | | | | | |
| | | | | | | | | | |
| 2001 | 2002 | 2003 | 2004 | 2005 | 2006 | 2007 | 2008 | 2009 | 2010 |
| WEST | | | | | | | | | |
| EAST | | | | | | | | | |
| 2011 | 2012 | 2013 | 2014 | 2015 | 2016 | 2017 | 2018 | 2019 | 2020 |
| WEST | | | | | | | | | |
| EAST | | | | | | | | | |

| No. | Name | Label | Survey period | Survey frequency |
|-----|------|-------|---------------|------------------|
|-----|------|-------|---------------|------------------|

3.4.158) **bau_witiwoth** wintertime: work through West since 03/1991 East since 11/2001 March, November March, November

Wording of question

| Further information |
|---|
| <p>03/1991 to 11/2001</p> <p>Winter construction We had enough orders and an appropriate equipment to work through with full workforce in winter (19XX/19YY*) 20XX/20YY* - except for the officially recognized days of bad weather.</p> <p style="text-align: center;">yes [1] <input type="text"/> no [2] <input type="text"/></p> |
| <p>since 03/2002</p> <p>Winter construction We had enough orders and an appropriate equipment to work through with full workforce in winter (19XX/19YY*) 20XX/20YY*</p> <p style="text-align: center;">yes [1] <input type="text"/> no [2] <input type="text"/></p> |

Wintertime: work through (for main construction trades)

*** Example:**
If the question was posed in March 2004 , "20WW/20VV" = "2003/2004"

Time span of variable

| 1991 | 1992 | 1993 | 1994 | 1995 | 1996 | 1997 | 1998 | 1999 | 2000 |
|-------------|------|------|------|------|------|------|------|------|------|
| WEST | | | | | | | | | |
| | | | | | | | | | |
| 2001 | 2002 | 2003 | 2004 | 2005 | 2006 | 2007 | 2008 | 2009 | 2010 |
| WEST | | | | | | | | | |
| EAST | | | | | | | | | |

| | 2011 | 2012 | 2013 | 2014 | 2015 | 2016 | 2017 | 2018 | 2019 | 2020 |
|------|------|------|------|------|------|------|------|------|------|------|
| WEST | | | | | | | | | | |
| EAST | | | | | | | | | | |

| No. | Name | Label | Survey period | Survey frequency |
|-----|------|-------|---------------|------------------|
|-----|------|-------|---------------|------------------|

| | | | | |
|----------|-------------|-------------------------------|-----------------------------|----------------|
| 3.4.159) | dl_busvolqu | business volume last 3 months | East and West since 10/2004 | monthly survey |
|----------|-------------|-------------------------------|-----------------------------|----------------|

Wording of question

| since 10/2004 | Further information | | | | | | | |
|---|---|-----------------|--|-----------------|--|---------------|--|---|
| <p>Information about your own company (domestic)</p> <p>Current situation (appraisal and development)</p> <table border="1"> <tr> <td rowspan="3">2. During the last 3 months our business volume has</td> <td>increased [1]</td> <td></td> </tr> <tr> <td>not changed [2]</td> <td></td> </tr> <tr> <td>decreased [3]</td> <td></td> </tr> </table> | 2. During the last 3 months our business volume has | increased [1] | | not changed [2] | | decreased [3] | | Development of the business volume during the last 3 months |
| 2. During the last 3 months our business volume has | | increased [1] | | | | | | |
| | | not changed [2] | | | | | | |
| | decreased [3] | | | | | | | |

Time span of variable

| | 2004 | 2005 | 2006 | 2007 | 2008 | 2009 | 2010 | 2011 | 2012 | 2013 |
|------|------|------|------|------|------|------|------|------|------|------|
| WEST | | | | | | | | | | |
| EAST | | | | | | | | | | |
| | 2014 | 2015 | 2016 | 2017 | 2018 | 2019 | 2020 | 2021 | 2022 | 2023 |
| | | | | | | | | | | |

| No. | Name | Label | Survey period | Survey frequency |
|-----|------|-------|---------------|------------------|
|-----|------|-------|---------------|------------------|

| | | | | |
|----------|--------------|--|-----------------------------|----------------|
| 3.4.160) | dl_demandexp | expected demand / sales volume for the next 2-3 months | East and West since 10/2004 | monthly survey |
|----------|--------------|--|-----------------------------|----------------|

Wording of question

| since 10/2004 | Further information | | | | | | | |
|---|--|------------------|--|------------------|--|----------------|--|--|
| <p>Information about your own company (domestic)</p> <p>Current situation (appraisal and development)</p> <table border="1"> <tr> <td rowspan="3">6. During the next 2-3 months the demand* for our services or our sales volume will be</td> <td>increasing [1]</td> <td></td> </tr> <tr> <td>not changing [2]</td> <td></td> </tr> <tr> <td>decreasing [3]</td> <td></td> </tr> </table> | 6. During the next 2-3 months the demand* for our services or our sales volume will be | increasing [1] | | not changing [2] | | decreasing [3] | | Expected demand/ sales volume for the next 2-3 months *Incl. Foreign demand/ sales volume |
| 6. During the next 2-3 months the demand* for our services or our sales volume will be | | increasing [1] | | | | | | |
| | | not changing [2] | | | | | | |
| | decreasing [3] | | | | | | | |

Time span of variable


| | 2004 | 2005 | 2006 | 2007 | 2008 | 2009 | 2010 | 2011 | 2012 | 2013 |
|------|------|------|------|------|------|------|------|------|------|------|
| WEST | | | | | | | | | | |
| EAST | | | | | | | | | | |
| | 2014 | 2015 | 2016 | 2017 | 2018 | 2019 | 2020 | 2021 | 2022 | 2023 |
| | | | | | | | | | | |

| No. | Name | Label | Survey period | Survey frequency |
|-----|------|-------|---------------|------------------|
|-----|------|-------|---------------|------------------|

| | | | | |
|----------|-------------|-----------------------------|-----------------------|------|
| 3.4.161) | dl_creditno | credit agreement not signed | East and West 06/2016 | once |
|----------|-------------|-----------------------------|-----------------------|------|

Wording of question

| 06/2016 | Further information | | | | | | | | |
|---|---------------------------------------|-------------|--|------------------------|--|---------------------|--|---------------------------------------|--|
| <p>Have you signed one or more credit agreements with banks during the last 12 months? (e.g. new credits, debt restructuring or prolongation of a credit/ line of credit)</p> <p>no, because:</p> <table border="1"> <tr> <td></td> <td>[1] no need</td> </tr> <tr> <td></td> <td>[2] unacceptable terms</td> </tr> <tr> <td></td> <td>[3] denied by banks</td> </tr> <tr> <td></td> <td>[4] no realistic prospect of a credit</td> </tr> </table> | | [1] no need | | [2] unacceptable terms | | [3] denied by banks | | [4] no realistic prospect of a credit | |
| | [1] no need | | | | | | | | |
| | [2] unacceptable terms | | | | | | | | |
| | [3] denied by banks | | | | | | | | |
| | [4] no realistic prospect of a credit | | | | | | | | |



Time span of variable

| | | | | | | | | | |
|------|------|------|------|------|------|------|------|------|------|
| 1980 | 1981 | 1982 | 1983 | 1984 | 1985 | 1986 | 1987 | 1988 | 1989 |
| 1990 | 1991 | 1992 | 1993 | 1994 | 1995 | 1996 | 1997 | 1998 | 1999 |
| 2000 | 2001 | 2002 | 2003 | 2004 | 2005 | 2006 | 2007 | 2008 | 2009 |
| 2010 | 2011 | 2012 | 2013 | 2014 | 2015 | 2016 | 2017 | 2018 | 2019 |

WEST
EAST

| No. | Name | Label | Survey period | Survey frequency |
|----------|---------------|--|-----------------------|------------------|
| 3.4.162) | dl_credituse1 | financing of ongoing operating resources | East and West 06/2016 | once |

Wording of question

| | |
|---|---------------------|
| 06/2016 What was the usage of your last negotiated credit? financing of ongoing operating resources [1] | Further information |
|---|---------------------|

Time span of variable

| | | | | | | | | | |
|------|------|------|------|------|------|------|------|------|------|
| 1980 | 1981 | 1982 | 1983 | 1984 | 1985 | 1986 | 1987 | 1988 | 1989 |
| 1990 | 1991 | 1992 | 1993 | 1994 | 1995 | 1996 | 1997 | 1998 | 1999 |
| 2000 | 2001 | 2002 | 2003 | 2004 | 2005 | 2006 | 2007 | 2008 | 2009 |
| 2010 | 2011 | 2012 | 2013 | 2014 | 2015 | 2016 | 2017 | 2018 | 2019 |

WEST
EAST

| No. | Name | Label | Survey period | Survey frequency |
|----------|---------------|----------------------------|-----------------------|------------------|
| 3.4.163) | dl_credituse2 | financing of an investment | East and West 06/2016 | once |

Wording of question

| | |
|---|---------------------|
| 06/2016 What was the usage of your last negotiated credit? financing of an investment [1] | Further information |
|---|---------------------|

Time span of variable

| | | | | | | | | | |
|------|------|------|------|------|------|------|------|------|------|
| 1980 | 1981 | 1982 | 1983 | 1984 | 1985 | 1986 | 1987 | 1988 | 1989 |
| 1990 | 1991 | 1992 | 1993 | 1994 | 1995 | 1996 | 1997 | 1998 | 1999 |
| 2000 | 2001 | 2002 | 2003 | 2004 | 2005 | 2006 | 2007 | 2008 | 2009 |
| 2010 | 2011 | 2012 | 2013 | 2014 | 2015 | 2016 | 2017 | 2018 | 2019 |

WEST
EAST

| | | | | | |
|--|--|--|--|--|--|
| | | | | | |
|--|--|--|--|--|--|

| No. | Name | Label | Survey period | Survey frequency |
|-----|------|-------|---------------|------------------|
|-----|------|-------|---------------|------------------|

3.4.164) dl_credituse3 other financing East and West 06/2016 once

Wording of question

| | | | |
|---|--------|-----|----------------------------|
| <p>06/2016</p> <p>What was the usage of your last negotiated credit?</p> <table border="1" style="margin-left: 40px;"> <tr> <td style="width: 150px;">others</td> <td>[1]</td> </tr> </table> | others | [1] | <p>Further information</p> |
| others | [1] | | |

Time span of variable

| | | | | | | | | | |
|------|------|------|------|------|------|------|------|------|------|
| 1980 | 1981 | 1982 | 1983 | 1984 | 1985 | 1986 | 1987 | 1988 | 1989 |
| 1990 | 1991 | 1992 | 1993 | 1994 | 1995 | 1996 | 1997 | 1998 | 1999 |
| 2000 | 2001 | 2002 | 2003 | 2004 | 2005 | 2006 | 2007 | 2008 | 2009 |
| 2010 | 2011 | 2012 | 2013 | 2014 | 2015 | 2016 | 2017 | 2018 | 2019 |
| | | | | | | WEST | | | |
| | | | | | | EAST | | | |

| No. | Name | Label | Survey period | Survey frequency |
|-----|------|-------|---------------|------------------|
|-----|------|-------|---------------|------------------|

3.4.165) dl_credityes credit agreement signed East and West 06/2016 once

Wording of question

| | | | | | |
|---|---------------------------------------|--|--|---|----------------------------|
| <p>06/2016</p> <p>Have you signed one or more credit agreements with banks during the last 12 months? (e.g. new credits, debt restructuring or prolongation of a credit/ line of credit)</p> <p>Yes:</p> <table border="1" style="margin-left: 40px;"> <tr><td>[1] amount and conditions as expected</td></tr> <tr><td>[2] amount as expected, worse conditions</td></tr> <tr><td>[3] conditions as expected, lower amount</td></tr> <tr><td>[4] lower amount and worse conditions than expected</td></tr> </table> | [1] amount and conditions as expected | [2] amount as expected, worse conditions | [3] conditions as expected, lower amount | [4] lower amount and worse conditions than expected | <p>Further information</p> |
| [1] amount and conditions as expected | | | | | |
| [2] amount as expected, worse conditions | | | | | |
| [3] conditions as expected, lower amount | | | | | |
| [4] lower amount and worse conditions than expected | | | | | |

Time span of variable

| | | | | | | | | | |
|------|------|------|------|------|------|------|------|------|------|
| 1980 | 1981 | 1982 | 1983 | 1984 | 1985 | 1986 | 1987 | 1988 | 1989 |
| 1990 | 1991 | 1992 | 1993 | 1994 | 1995 | 1996 | 1997 | 1998 | 1999 |
| 2000 | 2001 | 2002 | 2003 | 2004 | 2005 | 2006 | 2007 | 2008 | 2009 |
| 2010 | 2011 | 2012 | 2013 | 2014 | 2015 | 2016 | 2017 | 2018 | 2019 |
| | | | | | | WEST | | | |
| | | | | | | EAST | | | |

| No. | Name | Label | Survey period | Survey frequency |
|-----|------|-------|---------------|------------------|
|-----|------|-------|---------------|------------------|

3.4.166) dl_fambus family business East and West 02/2014 once

Wording of question

| | |
|---|----------------------------|
| <p>02/2014</p> <p>D) For research purposes?</p> <p>Do you envision yourself as a family business? (This means a company whose voting capital is held predominately by one or more families that are connected)</p> <p><input type="checkbox"/> yes[1] <input type="checkbox"/> no[2]</p> | <p>Further Information</p> |
|---|----------------------------|

| Time span of variable | | | | | | | | | |
|-----------------------|------|------|------|------|------|------|------|------|------|
| 2004 | 2005 | 2006 | 2007 | 2008 | 2009 | 2010 | 2011 | 2012 | 2013 |
| | | | | | | | | | |
| 2014 | 2015 | 2016 | 2017 | 2018 | 2019 | 2020 | 2021 | 2022 | 2023 |
| | | | | | | | | | |
| WEST | | | | | | | | | |
| EAST | | | | | | | | | |

| No. | Name | Label | Survey period | Survey frequency |
|----------|--------------|--------------------------------------|-----------------------------|--------------------------|
| 3.4.167) | dl_invcon_dj | investment in construction this year | East and West since 05/2015 | inquired in May/November |

Wording of question

| November | + | May | Further information | | | | | | | |
|--|-----------------|------------|---|---------------|--|-----------------|--|---------------|--|---|
| | | since 2015 | | | | | | | | |
| <p>Special question investments (only in May and November)</p> <p>Total investments, thereof in: construction</p> <table border="1"> <tr> <td rowspan="3">S1. In the current year our investments* will likely be (20WW** compared to 20XX**)</td> <td>increased [1]</td> <td></td> </tr> <tr> <td>not changed [2]</td> <td></td> </tr> <tr> <td>decreased [3]</td> <td></td> </tr> </table> | | | S1. In the current year our investments* will likely be (20WW** compared to 20XX**) | increased [1] | | not changed [2] | | decreased [3] | | <p>*Accruals to assets accounts incl. business buildings and accounted software, but without vacant land, residential buildings, second-hand or rented equipment and without acquisitions of participating interests</p> <p>**20WW means current year e.g.: If the question was posed in 2015: 20WW=2015</p> <p>**20XX means last year e.g.: If the question was posed in 2015: 20XX=2014</p> |
| S1. In the current year our investments* will likely be (20WW** compared to 20XX**) | increased [1] | | | | | | | | | |
| | not changed [2] | | | | | | | | | |
| | decreased [3] | | | | | | | | | |

Time span of variable

| 2000 | 2001 | 2002 | 2003 | 2004 | 2005 | 2006 | 2007 | 2008 | 2009 |
|------|------|------|------|------|------|------|------|------|------|
| | | | | | | | | | |
| 2010 | 2011 | 2012 | 2013 | 2014 | 2015 | 2016 | 2017 | 2018 | 2019 |
| | | | | | | | | | |
| | | | | | WEST | | | | |
| | | | | | EAST | | | | |

| No. | Name | Label | Survey period | Survey frequency |
|----------|--------------|---------------|-----------------------------|------------------|
| 3.4.168) | dl_invcon_lj | investment in | East and West since 05/2015 | inquired in May |

Wording of question

| 05/2015 | Further information | | | | | | | |
|--|---|-----------------|--|-----------------|--|---------------|--|--|
| <p>Investments</p> <p>1) Last year (20YY** compared to 20WW**) our investments* were</p> <p>Total investments, thereof in: construction</p> <table border="1"> <tr> <td rowspan="3">S1. Last year our investments* were (20XX** compared to 20YY**)</td> <td>increased [1]</td> <td></td> </tr> <tr> <td>not changed [2]</td> <td></td> </tr> <tr> <td>decreased [3]</td> <td></td> </tr> </table> | S1. Last year our investments* were (20XX** compared to 20YY**) | increased [1] | | not changed [2] | | decreased [3] | | <p>*Accruals to assets accounts incl. business buildings and accounted software, but without vacant land, residential buildings, second-hand or rented equipment and without acquisitions of participating interests</p> <p>**20YY means last year e.g.: If the question was posed in 2015: 20YY=2014</p> <p>**20WW means two years ago e.g.: If the question was posed in 2015: 20WW=2013</p> |
| S1. Last year our investments* were (20XX** compared to 20YY**) | | increased [1] | | | | | | |
| | | not changed [2] | | | | | | |
| | decreased [3] | | | | | | | |

Time span of variable

| 2000 | 2001 | 2002 | 2003 | 2004 | 2005 | 2006 | 2007 | 2008 | 2009 |
|------|------|------|------|------|------|------|------|------|------|
| | | | | | | | | | |
| 2010 | 2011 | 2012 | 2013 | 2014 | 2015 | 2016 | 2017 | 2018 | 2019 |
| | | | | | | | | | |
| | | | | | WEST | | | | |
| | | | | | EAST | | | | |

| No. | Name | Label | Survey period | Survey frequency |
|-----|------|-------|---------------|------------------|
|-----|------|-------|---------------|------------------|

3.4.169) dl_invcon_nj investment in construction next year East and West since 11/2015 inquired in November

Wording of question

| | | | | | | | | | | | | | | | | | | | | | | | | | | | | | | | | | | | | | | | | | |
|---|--|-----------------|------|-----------------|------|---------------|------|--|------|------|------|------|------|------|------|------|------|------|------|------|--|--|--|--|------|--|--|--|--|--|--|--|--|--|------|--|--|--|--|--|--|
| <p>November since 2015</p> <p>Special question investments (only in May and November)</p> <p>Total investments, thereof in: construction</p> <table border="1"> <tr> <td rowspan="3">S2. <u>Next year</u> our investments* will likely be (20NN** compared to 20WW**)</td> <td>increased [1]</td> <td></td> </tr> <tr> <td>not changed [2]</td> <td></td> </tr> <tr> <td>decreased [3]</td> <td></td> </tr> </table> | S2. <u>Next year</u> our investments* will likely be (20NN** compared to 20WW**) | increased [1] | | not changed [2] | | decreased [3] | | <p>Further information</p> <p>*Accruals to assets accounts incl. business buildings and accounted software, but without vacant land, residential buildings, second-hand or rented equipment and without acquisitions of participating interests</p> <p>** "20NN" means next year Example: if the question was posed in November 2009, "20NN"="2010".</p> <p>"20WW" means current year Example: If the question was posed in November 2009, "20WW"="2009".</p> | | | | | | | | | | | | | | | | | | | | | | | | | | | | | | | | | |
| S2. <u>Next year</u> our investments* will likely be (20NN** compared to 20WW**) | | increased [1] | | | | | | | | | | | | | | | | | | | | | | | | | | | | | | | | | | | | | | | |
| | | not changed [2] | | | | | | | | | | | | | | | | | | | | | | | | | | | | | | | | | | | | | | | |
| | decreased [3] | | | | | | | | | | | | | | | | | | | | | | | | | | | | | | | | | | | | | | | | |
| <p>Time span of variable</p> <table border="1"> <tr> <td>2000</td><td>2001</td><td>2002</td><td>2003</td><td>2004</td><td>2005</td><td>2006</td><td>2007</td><td>2008</td><td>2009</td> </tr> <tr> <td>2010</td><td>2011</td><td>2012</td><td>2013</td><td>2014</td><td>2015</td><td>2016</td><td>2017</td><td>2018</td><td>2019</td> </tr> <tr> <td></td><td></td><td></td><td></td><td>WEST</td><td></td><td></td><td></td><td></td><td></td> </tr> <tr> <td></td><td></td><td></td><td></td><td>EAST</td><td></td><td></td><td></td><td></td><td></td> </tr> </table> | 2000 | 2001 | 2002 | 2003 | 2004 | 2005 | 2006 | 2007 | 2008 | 2009 | 2010 | 2011 | 2012 | 2013 | 2014 | 2015 | 2016 | 2017 | 2018 | 2019 | | | | | WEST | | | | | | | | | | EAST | | | | | | |
| 2000 | 2001 | 2002 | 2003 | 2004 | 2005 | 2006 | 2007 | 2008 | 2009 | | | | | | | | | | | | | | | | | | | | | | | | | | | | | | | | |
| 2010 | 2011 | 2012 | 2013 | 2014 | 2015 | 2016 | 2017 | 2018 | 2019 | | | | | | | | | | | | | | | | | | | | | | | | | | | | | | | | |
| | | | | WEST | | | | | | | | | | | | | | | | | | | | | | | | | | | | | | | | | | | | | |
| | | | | EAST | | | | | | | | | | | | | | | | | | | | | | | | | | | | | | | | | | | | | |

| No. | Name | Label | Survey period | Survey frequency |
|-----|------|-------|---------------|------------------|
|-----|------|-------|---------------|------------------|

3.4.170) dl_inveq_dj investment in equipment this year East and West since 05/2015 inquired in May/November

Wording of question

| | | | | | | | | | | | | | | | | | | | | | | | | | | | | | | | | | | | | | | | | | |
|---|--|-----------------|------|-----------------|------|---------------|------|--|------|------|------|------|------|------|------|------|------|------|------|------|--|--|--|--|------|--|--|--|--|--|--|--|--|--|------|--|--|--|--|--|--|
| <p>November + May since 2015</p> <p>Special question investments (only in May and November)</p> <p>Total investments, thereof in: equipment</p> <table border="1"> <tr> <td rowspan="3">S1. <u>In the current year</u> our investments* will likely be (20WW** compared to 20XX**)</td> <td>increased [1]</td> <td></td> </tr> <tr> <td>not changed [2]</td> <td></td> </tr> <tr> <td>decreased [3]</td> <td></td> </tr> </table> | S1. <u>In the current year</u> our investments* will likely be (20WW** compared to 20XX**) | increased [1] | | not changed [2] | | decreased [3] | | <p>Further information</p> <p>*Accruals to assets accounts incl. business buildings and accounted software, but without vacant land, residential buildings, second-hand or rented equipment and without acquisitions of participating interests</p> <p>*20WW means current year e.g.: If the question was posed in 2015: 20WW=2015</p> <p>**20XX means last year e.g.: If the question was posed in 2015: 20XX=2014</p> | | | | | | | | | | | | | | | | | | | | | | | | | | | | | | | | | |
| S1. <u>In the current year</u> our investments* will likely be (20WW** compared to 20XX**) | | increased [1] | | | | | | | | | | | | | | | | | | | | | | | | | | | | | | | | | | | | | | | |
| | | not changed [2] | | | | | | | | | | | | | | | | | | | | | | | | | | | | | | | | | | | | | | | |
| | decreased [3] | | | | | | | | | | | | | | | | | | | | | | | | | | | | | | | | | | | | | | | | |
| <p>Time span of variable</p> <table border="1"> <tr> <td>2000</td><td>2001</td><td>2002</td><td>2003</td><td>2004</td><td>2005</td><td>2006</td><td>2007</td><td>2008</td><td>2009</td> </tr> <tr> <td>2010</td><td>2011</td><td>2012</td><td>2013</td><td>2014</td><td>2015</td><td>2016</td><td>2017</td><td>2018</td><td>2019</td> </tr> <tr> <td></td><td></td><td></td><td></td><td>WEST</td><td></td><td></td><td></td><td></td><td></td> </tr> <tr> <td></td><td></td><td></td><td></td><td>EAST</td><td></td><td></td><td></td><td></td><td></td> </tr> </table> | 2000 | 2001 | 2002 | 2003 | 2004 | 2005 | 2006 | 2007 | 2008 | 2009 | 2010 | 2011 | 2012 | 2013 | 2014 | 2015 | 2016 | 2017 | 2018 | 2019 | | | | | WEST | | | | | | | | | | EAST | | | | | | |
| 2000 | 2001 | 2002 | 2003 | 2004 | 2005 | 2006 | 2007 | 2008 | 2009 | | | | | | | | | | | | | | | | | | | | | | | | | | | | | | | | |
| 2010 | 2011 | 2012 | 2013 | 2014 | 2015 | 2016 | 2017 | 2018 | 2019 | | | | | | | | | | | | | | | | | | | | | | | | | | | | | | | | |
| | | | | WEST | | | | | | | | | | | | | | | | | | | | | | | | | | | | | | | | | | | | | |
| | | | | EAST | | | | | | | | | | | | | | | | | | | | | | | | | | | | | | | | | | | | | |

| No. | Name | Label | Survey period | Survey frequency |
|-----|------|-------|---------------|------------------|
|-----|------|-------|---------------|------------------|

3.4.171) dl_inveq_lj investment in equipment last year East and West since 05/2015 inquired in May

Wording of question

| | | | | | | |
|--|---|---------------|--|-----------------|--|---|
| <p>05/2015</p> <p>Investments</p> <p>1) Last year (20XX** compared to 20YY**) our investments* were</p> <p>Total investments, thereof in: equipment</p> <table border="1"> <tr> <td rowspan="2">S1. Last year our investments* were (20YY** compared to 20XX**)</td> <td>increased [1]</td> <td></td> </tr> <tr> <td>not changed [2]</td> <td></td> </tr> </table> | S1. Last year our investments* were (20YY** compared to 20XX**) | increased [1] | | not changed [2] | | <p>Further information</p> <p>*Accruals to assets accounts incl. business buildings and accounted software, but without vacant land, residential buildings, second-hand or rented equipment and without acquisitions of participating interests</p> <p>*20XX means last year</p> |
| S1. Last year our investments* were (20YY** compared to 20XX**) | | increased [1] | | | | |
| | not changed [2] | | | | | |

| | | |
|---|-----------------|--|
| 3.1. Last year our investments were (20XX compared to 2011) | not changed [2] | |
| | decreased [3] | |

e.g.: If the question was posed in 2015: 20XX=2014
*20YY means two years ago
e.g.: If the question was posed in 2015: 20YY=2013

Time span of variable

| | | | | | | | | | |
|------|------|------|------|------|------|------|------|------|------|
| 2000 | 2001 | 2002 | 2003 | 2004 | 2005 | 2006 | 2007 | 2008 | 2009 |
| 2010 | 2011 | 2012 | 2013 | 2014 | 2015 | 2016 | 2017 | 2018 | 2019 |

WEST
EAST

| No. | Name | Label | Survey period | Survey frequency |
|-----|------|-------|---------------|------------------|
|-----|------|-------|---------------|------------------|

3.4.172) dl_inveq_nj investment in equipment next year East and West since 11/2015 inquired in November

Wording of question

| | | | | | | | | | | |
|--|--|---------------|--|--|-----------------|--|--|---------------|--|--|
| <p>November since 2015</p> <p>Special question investments (only in May and November)</p> <p>Total investments, thereof in: equipment</p> <table border="1"> <tr> <td>S2. <u>Next year</u> our investments* will likely be (20NN** compared to 20WW**)</td> <td>increased [1]</td> <td></td> </tr> <tr> <td></td> <td>not changed [2]</td> <td></td> </tr> <tr> <td></td> <td>decreased [3]</td> <td></td> </tr> </table> | S2. <u>Next year</u> our investments* will likely be (20NN** compared to 20WW**) | increased [1] | | | not changed [2] | | | decreased [3] | | <p>Further information</p> <p>*Accruals to assets accounts incl. business buildings and accounted software, but without vacant land, residential buildings, second-hand or rented equipment and without acquisitions of participating interests</p> <p>** "20NN" means next year Example: if the question was posed in November 2009, "20NN"="2010".</p> <p>"20WW" means current year Example: If the question was posed in November 2009, "20WW"="2009".</p> |
| S2. <u>Next year</u> our investments* will likely be (20NN** compared to 20WW**) | increased [1] | | | | | | | | | |
| | not changed [2] | | | | | | | | | |
| | decreased [3] | | | | | | | | | |

Time span of variable

| | | | | | | | | | |
|------|------|------|------|------|------|------|------|------|------|
| 2000 | 2001 | 2002 | 2003 | 2004 | 2005 | 2006 | 2007 | 2008 | 2009 |
| 2010 | 2011 | 2012 | 2013 | 2014 | 2015 | 2016 | 2017 | 2018 | 2019 |

WEST
EAST

| No. | Name | Label | Survey period | Survey frequency |
|-----|------|-------|---------------|------------------|
|-----|------|-------|---------------|------------------|

3.4.173) dl_invest_dj total investment this year East and West since 05/2006 inquired in May, November

Wording of question

| | | | | | | | | | | |
|---|---|--------------|--|--|-------------------|--|--|--------------|--|---|
| <p>April 2005</p> <p>May since 2006</p> <p>Special question investments (only in May and November)</p> <table border="1"> <tr> <td>S2. <u>In the current year</u> our investments* will likely (20WW** compared to 20XX**)</td> <td>increase [1]</td> <td></td> </tr> <tr> <td></td> <td>not change [2]</td> <td></td> </tr> <tr> <td></td> <td>decrease [3]</td> <td></td> </tr> </table> | S2. <u>In the current year</u> our investments* will likely (20WW** compared to 20XX**) | increase [1] | | | not change [2] | | | decrease [3] | | <p>Further information</p> <p>Development of Investments in the current year compared to the previous</p> <p>*Accruals to assets accounts incl. business buildings and accounted software, but without vacant land, residential buildings, second-hand or rented equipment and without acquisitions of participating interests</p> <p>"20WW" means current year Example: If the question was posed in November 2009, "20WW"="2009".</p> <p>"20XX" means last year Example: if the question was posed in May 2009, "20XX"="2008".</p> |
| S2. <u>In the current year</u> our investments* will likely (20WW** compared to 20XX**) | increase [1] | | | | | | | | | |
| | not change [2] | | | | | | | | | |
| | decrease [3] | | | | | | | | | |
| <p>November 2006 - 2008</p> <p>Special question investments (only in May and November)</p> <table border="1"> <tr> <td>S1. <u>In the current year</u> our investments* will likely (20WW** compared to 20XX**)</td> <td>increase [1]</td> <td></td> </tr> <tr> <td></td> <td>stay the same [2]</td> <td></td> </tr> <tr> <td></td> <td>decrease [3]</td> <td></td> </tr> </table> | S1. <u>In the current year</u> our investments* will likely (20WW** compared to 20XX**) | increase [1] | | | stay the same [2] | | | decrease [3] | | <p>Until 2015 the special questions 3.4.147) bau_invest_lj, 3.4.145) bau_invest_dj and 3.4.148) bau_invest_nj were expressed by 2 variables with different wording and meaning of the question depending on whether it was posed in May or November: A variable about (past) investments referred to the previous year if asked in May, and it referred to the current year in November.</p> |
| S1. <u>In the current year</u> our investments* will likely (20WW** compared to 20XX**) | increase [1] | | | | | | | | | |
| | stay the same [2] | | | | | | | | | |
| | decrease [3] | | | | | | | | | |
| <p>November since 2009</p> <p>May since 2015</p> <p>Special question investments</p> | <p>A variable about expected investments that referred to the current year in May and to the upcoming year in November. Since 2015 these 2 variables are replaced by 3, referring</p> | | | | | | | | | |

(only in May and November)

| | | |
|--|-----------------|--|
| S1. In the <u>current year</u> our investments* will likely be (20WW** compared to 20XX**) | increased [1] | |
| | not changed [2] | |
| | decreased [3] | |

to the past, the current and the upcoming year respectively.
For previous years the old investment special questions are recoded such that they are constructed in the same way they are from 2015 on

Time span of variable

| 2004 | 2005 | 2006 | 2007 | 2008 | 2009 | 2010 | 2011 | 2012 | 2013 |
|------|------|------|------|------|------|------|------|------|------|
| | WEST | | | | | | | | |
| | EAST | | | | | | | | |
| 2014 | 2015 | 2016 | 2017 | 2018 | 2019 | 2020 | 2021 | 2022 | 2023 |
| | WEST | | | | | | | | |
| | EAST | | | | | | | | |

| No. | Name | Label | Survey period | Survey frequency |
|-----|------|-------|---------------|------------------|
|-----|------|-------|---------------|------------------|

| | | | | |
|----------|--------------|----------------------------|---|----------------------------------|
| 3.4.174) | dl_invest_lj | total investment last year | East and West in 04/2005 East and West since 05/2006 | inquired once inquired in May |
|----------|--------------|----------------------------|---|----------------------------------|

Wording of question

April 2005 + May since 2006

Special question investments (only in May and November)

| | | |
|---|-----------------|--|
| S1. Last year our investments* were (20XX** compared to 20YY**) | increased [1] | |
| | not changed [2] | |
| | decreased [3] | |

Further information

Development of investments last year compared to the year before

*Accruals to assets accounts incl. business buildings and accounted software, but without vacant land, residential buildings, second-hand or rented equipment and without acquisitions of participating interests

"20XX" means last year
Example: if the question was posed in May 2009, "20XX"="2008".

"20YY" means two years ago
Example: if the question was posed in May 2009, 20YY="2007".

Until 2015 the special questions 3.4.147) bau_invest_lj, 3.4.145) bau_invest_dj and 3.4.148) bau_invest_nj were expressed by 2 variables with different wording and meaning of the question depending on whether it was posed in May or November:
A variable about (past) investments referred to the previous year if asked in May, and it referred to the current year in November.
A variable about expected investments that referred to the current year in May and to the upcoming year in November.
Since 2015 these 2 variables are replaced by 3, referring to the past, the current and the upcoming year respectively.
For previous years the old investment special questions are recoded such that they are constructed in the same way they are from 2015 on

Time span of variable

| 2004 | 2005 | 2006 | 2007 | 2008 | 2009 | 2010 | 2011 | 2012 | 2013 |
|------|------|------|------|------|------|------|------|------|------|
| | WEST | | | | | | | | |
| | EAST | | | | | | | | |
| 2014 | 2015 | 2016 | 2017 | 2018 | 2019 | 2020 | 2021 | 2022 | 2023 |
| | WEST | | | | | | | | |
| | EAST | | | | | | | | |

| No. | Name | Label | Survey period | Survey frequency |
|-----|------|-------|---------------|------------------|
|-----|------|-------|---------------|------------------|

| | | | | |
|----------|--------------|----------------------------|-----------------------------|----------------------|
| 3.4.175) | dl_invest_nj | total investment next year | East and West since 11/2006 | inquired in November |
|----------|--------------|----------------------------|-----------------------------|----------------------|

Wording of question

November since 2006

Special question investments (only in May and November)

Total investments

| | | |
|---|----------------|--|
| S2. <u>Next year</u> our investments* will likely (20NN** compared to 20WW**) | increase [1] | |
| | not change [2] | |
| | decrease [3] | |

November since 2015

Special question investments

Further information

Development of Investments in the current year compared to the previous

*Accruals to assets accounts incl. business buildings and accounted software, but without vacant land, residential buildings, second-hand or rented equipment and without acquisitions of participating interests

**

"20NN" means next year
Example: if the question was posed in November 2009, "20NN"="2010".

"20WW" means current year
Example: If the question was posed in November 2009, "20WW"="2009".

(only in May and November)

Total investments

| | | |
|--|-----------------|--|
| S2. <u>Next year</u> our investments* will likely be (20NN** compared to 20WW**) | increased [1] | |
| | not changed [2] | |
| | decreased [3] | |

Time span of variable

| 2004 | 2005 | 2006 | 2007 | 2008 | 2009 | 2010 | 2011 | 2012 | 2013 |
|------|------|------|------|------|------|------|------|------|------|
| WEST | | | | | | | | | |
| EAST | | | | | | | | | |
| 2014 | 2015 | 2016 | 2017 | 2018 | 2019 | 2020 | 2021 | 2022 | 2023 |
| WEST | | | | | | | | | |
| EAST | | | | | | | | | |

Until 2015 the special questions 3.4.149) bau_invest_lj, 3.4.148) bau_invest_dj and 3.4.150) bau_invest_nj were expressed by 2 variables with different wording and meaning of the question depending on whether it was posed in May or November:
A variable about (past) investments referred to the previous year if asked in May, and it referred to the current year in November.
A variable about expected investments that referred to the current year in May and to the upcoming year in November.
Since 2015 these 2 variables are replaced by 3, referring to the past, the current and the upcoming year respectively.
For previous years the old investment special questions are recoded such that they are constructed in the same way they are from 2015 on

| No. | Name | Label | Survey period | Survey frequency |
|-----|------|-------|---------------|------------------|
|-----|------|-------|---------------|------------------|

| | | | | |
|----------|---------|--------------------------------|-----------------------------|---------------------------------|
| 3.4.176) | dl_kap1 | potential of existing capacity | East and West since 04/2011 | inquired in Jan, Apr, July, Oct |
|----------|---------|--------------------------------|-----------------------------|---------------------------------|

Wording of question

since 04/2011

Special questions (inquired only every 3 months)

| | | |
|---|---------|--------|
| 13. Would you currently be able to handle an increased demand with the capacities currently existing in your company? | yes [1] | no [2] |
|---|---------|--------|

Further information

Potential of existing capacity

Time span of variable

| 2004 | 2005 | 2006 | 2007 | 2008 | 2009 | 2010 | 2011 | 2012 | 2013 |
|------|------|------|------|------|------|------|------|------|------|
| WEST | | | | | | | | | |
| EAST | | | | | | | | | |
| 2014 | 2015 | 2016 | 2017 | 2018 | 2019 | 2020 | 2021 | 2022 | 2023 |
| WEST | | | | | | | | | |
| EAST | | | | | | | | | |

| No. | Name | Label | Survey period | Survey frequency |
|-----|------|-------|---------------|------------------|
|-----|------|-------|---------------|------------------|

| | | | | |
|----------|---------|-----------------------------------|-----------------------------|---------------------------------|
| 3.4.177) | dl_kap2 | potential capacity expansion in % | East and West since 04/2011 | inquired in Jan, Apr, July, Oct |
|----------|---------|-----------------------------------|-----------------------------|---------------------------------|

Wording of question

since 04/2011

Special questions (inquired only every 3 months)

13. Would you currently be able to handle an increased demand with the capacities currently existing in your company?

...

if yes:

| | | |
|--|---------|--|
| We could expand our business activity by | _____ % | |
|--|---------|--|

Further information

Potential capacity expansion in percentage

Time span of variable

| 2004 | 2005 | 2006 | 2007 | 2008 | 2009 | 2010 | 2011 | 2012 | 2013 |
|------|------|------|------|------|------|------|------|------|------|
| WEST | | | | | | | | | |
| EAST | | | | | | | | | |
| 2014 | 2015 | 2016 | 2017 | 2018 | 2019 | 2020 | 2021 | 2022 | 2023 |
| WEST | | | | | | | | | |
| EAST | | | | | | | | | |

| No. | Name | Label | Survey period | Survey frequency |
|-----|------|-------|---------------|------------------|
|-----|------|-------|---------------|------------------|

3.4.178) dl_minim1 minimum wage q1

East and West 11/2014

once

Wording of question

| | |
|---|----------------------------|
| <p>11/2014</p> <p>1. 01/01/2015 the general minimum wage policy will be implemented. Is your company affected by this?</p> <p><input type="checkbox"/> yes[1] <input type="checkbox"/> no[2]</p> | <p>Further information</p> |
|---|----------------------------|

Time span of variable

| | | | | | | | | | |
|------|------|------|------|------|------|------|------|------|------|
| 2000 | 2001 | 2002 | 2003 | 2004 | 2005 | 2006 | 2007 | 2008 | 2009 |
| 2010 | 2011 | 2012 | 2013 | 2014 | 2015 | 2016 | 2017 | 2018 | 2019 |
| | | | | WEST | | | | | |
| | | | | EAST | | | | | |

| No. | Name | Label | Survey period | Survey frequency |
|-----|------|-------|---------------|------------------|
|-----|------|-------|---------------|------------------|

3.4.179) dl_minim2 minimum wage q2

East and West 11/2014

once

Wording of question

| | |
|--|----------------------------|
| <p>11/2014</p> <p>01/01/2015 the general minimum wage policy will be implemented. Is your company affected by this?</p> <p><input type="checkbox"/> yes <input type="checkbox"/> no</p> <p>2. If yes: With which measures will you likely react to the minimum wage?</p> <p><input type="checkbox"/> [1] No measures necessary or scheduled</p> | <p>Further information</p> |
|--|----------------------------|

Time span of variable

| | | | | | | | | | |
|------|------|------|------|------|------|------|------|------|------|
| 2000 | 2001 | 2002 | 2003 | 2004 | 2005 | 2006 | 2007 | 2008 | 2009 |
| 2010 | 2011 | 2012 | 2013 | 2014 | 2015 | 2016 | 2017 | 2018 | 2019 |
| | | | | WEST | | | | | |
| | | | | EAST | | | | | |

| No. | Name | Label | Survey period | Survey frequency |
|-----|------|-------|---------------|------------------|
|-----|------|-------|---------------|------------------|

3.4.180) dl_minim3 minimum wage q3

East and West 11/2014

once

Wording of question

| | |
|--|----------------------------|
| <p>11/2014</p> <p>01/01/2015 the general minimum wage policy will be implemented. Is your company affected by this?</p> <p><input type="checkbox"/> yes <input type="checkbox"/> no</p> <p>2. If yes: With which measures will you likely react to the minimum wage?</p> <p><input type="checkbox"/> [1] personnel cuts</p> | <p>Further information</p> |
|--|----------------------------|

Time span of variable

| | | | | | | | | | |
|------|------|------|------|------|------|------|------|------|------|
| 2000 | 2001 | 2002 | 2003 | 2004 | 2005 | 2006 | 2007 | 2008 | 2009 |
|------|------|------|------|------|------|------|------|------|------|

| | | | | | | | | | | |
|------|------|------|------|------|------|------|------|------|------|--|
| | | | | | | | | | | |
| 2010 | 2011 | 2012 | 2013 | 2014 | 2015 | 2016 | 2017 | 2018 | 2019 | |
| | | | | WEST | | | | | | |
| | | | | EAST | | | | | | |

| No. | Name | Label | Survey period | Survey frequency |
|-----|------|-------|---------------|------------------|
|-----|------|-------|---------------|------------------|

| | | | | |
|----------|-----------|-----------------|-----------------------|------|
| 3.4.181) | dl_minim4 | minimum wage q4 | East and West 11/2014 | once |
|----------|-----------|-----------------|-----------------------|------|

Wording of question

| | |
|---|---------------------|
| 11/2014 | Further information |
| <p>01/01/2015 the general minimum wage policy will be implemented. Is your company affected by this?</p> <p><input type="checkbox"/> yes <input type="checkbox"/> no</p> <p>2. If yes: With which measures will you likely react to the minimum wage?</p> <p><input type="text"/> [1] reduction of working hours</p> | |

Time span of variable

| | | | | | | | | | |
|------|------|------|------|------|------|------|------|------|------|
| 2000 | 2001 | 2002 | 2003 | 2004 | 2005 | 2006 | 2007 | 2008 | 2009 |
| | | | | | | | | | |
| 2010 | 2011 | 2012 | 2013 | 2014 | 2015 | 2016 | 2017 | 2018 | 2019 |
| | | | | WEST | | | | | |
| | | | | EAST | | | | | |

| No. | Name | Label | Survey period | Survey frequency |
|-----|------|-------|---------------|------------------|
|-----|------|-------|---------------|------------------|

| | | | | |
|----------|-----------|-----------------|-----------------------|------|
| 3.4.182) | dl_minim5 | minimum wage q5 | East and West 11/2014 | once |
|----------|-----------|-----------------|-----------------------|------|

Wording of question

| | |
|---|---------------------|
| 11/2014 | Further information |
| <p>01/01/2015 the general minimum wage policy will be implemented. Is your company affected by this?</p> <p><input type="checkbox"/> yes <input type="checkbox"/> no</p> <p>2. If yes: With which measures will you likely react to the minimum wage?</p> <p><input type="text"/> [1] increase in prices</p> | |

Time span of variable

| | | | | | | | | | |
|------|------|------|------|------|------|------|------|------|------|
| 2000 | 2001 | 2002 | 2003 | 2004 | 2005 | 2006 | 2007 | 2008 | 2009 |
| | | | | | | | | | |
| 2010 | 2011 | 2012 | 2013 | 2014 | 2015 | 2016 | 2017 | 2018 | 2019 |
| | | | | WEST | | | | | |
| | | | | EAST | | | | | |

| No. | Name | Label | Survey period | Survey frequency |
|-----|------|-------|---------------|------------------|
|-----|------|-------|---------------|------------------|

| | | | | |
|----------|-----------|-----------------|-----------------------|------|
| 3.4.183) | dl_minim6 | minimum wage q6 | East and West 11/2014 | once |
|----------|-----------|-----------------|-----------------------|------|

Wording of question

11/2014

01/01/2015 the general minimum wage policy will be implemented.
Is your company affected by this?

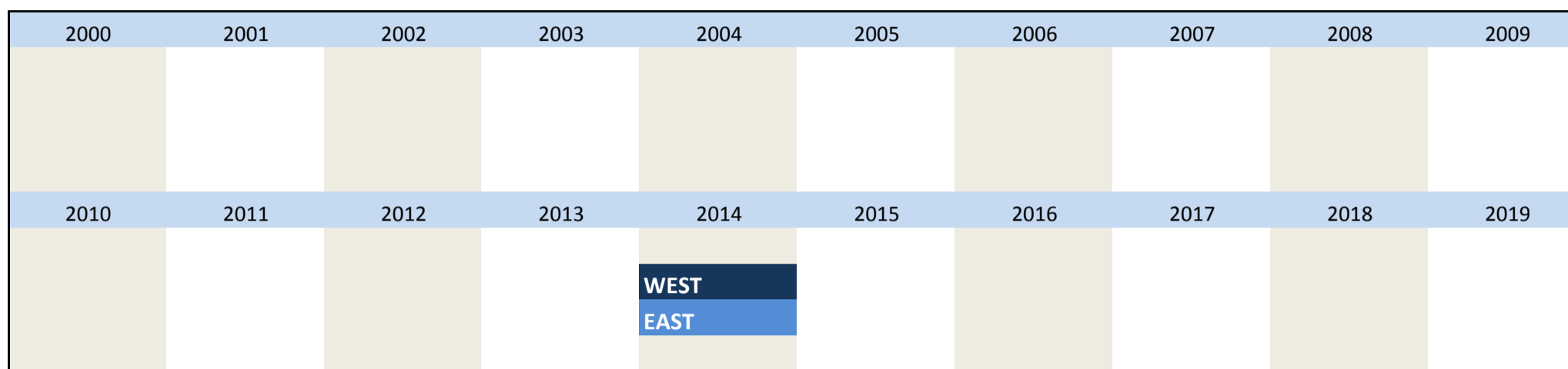
yes no

2. If yes: With which measures will you likely react to the minimum wage?

[1] reduction of investment

Further information

Time span of variable



| No. | Name | Label | Survey period | Survey frequency |
|-----|------|-------|---------------|------------------|
|-----|------|-------|---------------|------------------|

| | | | | |
|----------|-----------|-----------------|-----------------------|------|
| 3.4.184) | dl_minim7 | minimum wage q7 | East and West 11/2014 | once |
|----------|-----------|-----------------|-----------------------|------|

Wording of question

11/2014

01/01/2015 the general minimum wage policy will be implemented.
Is your company affected by this?

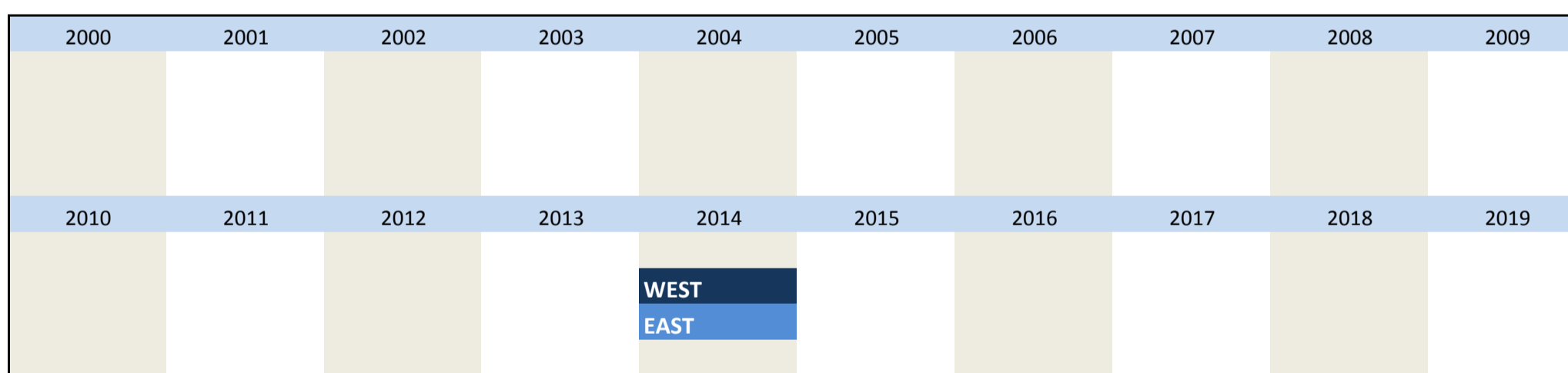
yes no

2. If yes: With which measures will you likely react to the minimum wage?

[1] reduction of special payments

Further information

Time span of variable



| No. | Name | Label | Survey period | Survey frequency |
|-----|------|-------|---------------|------------------|
|-----|------|-------|---------------|------------------|

| | | | | |
|----------|-----------|-----------------|-----------------------|------|
| 3.4.185) | dl_minim8 | minimum wage q8 | East and West 11/2014 | once |
|----------|-----------|-----------------|-----------------------|------|

Wording of question

11/2014

01/01/2015 the general minimum wage policy will be implemented.
Is your company affected by this?

yes no

2. If yes: With which measures will you likely react to the minimum wage?

[1] other

Further information

Time span of variable

| | | | | | | | | | |
|------|------|------|------|------|------|------|------|------|------|
| 2000 | 2001 | 2002 | 2003 | 2004 | 2005 | 2006 | 2007 | 2008 | 2009 |
| 2010 | 2011 | 2012 | 2013 | 2014 | 2015 | 2016 | 2017 | 2018 | 2019 |
| | | | | WEST | | | | | |
| | | | | EAST | | | | | |

| No. | Name | Label | Survey period | Survey frequency |
|----------|----------------|--------------------------|-----------------------|------------------|
| 3.4.186) | dl_minim_post1 | affected by minimum wage | East and West 03/2016 | once |

Wording of question

| | |
|---|----------------------|
| 03/2016 | Further information |
| 01.01.2015 the universal minimum wage was implemented. Is your company affected by this regulation? | |
| [1] yes | [2] no |
| <input type="text"/> | <input type="text"/> |

Time span of variable

| | | | | | | | | | |
|------|------|------|------|------|------|------|------|------|------|
| 1980 | 1981 | 1982 | 1983 | 1984 | 1985 | 1986 | 1987 | 1988 | 1989 |
| 1990 | 1991 | 1992 | 1993 | 1994 | 1995 | 1996 | 1997 | 1998 | 1999 |
| 2000 | 2001 | 2002 | 2003 | 2004 | 2005 | 2006 | 2007 | 2008 | 2009 |
| 2010 | 2011 | 2012 | 2013 | 2014 | 2015 | 2016 | 2017 | 2018 | 2019 |
| | | | | | | WEST | | | |
| | | | | | | EAST | | | |

| No. | Name | Label | Survey period | Survey frequency |
|----------|----------------|--------------------------|-----------------------|------------------|
| 3.4.187) | dl_minim_post2 | no minimum wage measures | East and West 03/2016 | once |

Wording of question

| | |
|---|--------------------------|
| 03/2016 | Further information |
| 01.01.2015 the universal minimum wage was implemented. Is your company affected by this regulation? | |
| If yes, What measures did you utilize? | |
| none | <input type="text"/> [1] |

Time span of variable

| | | | | | | | | | |
|------|------|------|------|------|------|------|------|------|------|
| 1980 | 1981 | 1982 | 1983 | 1984 | 1985 | 1986 | 1987 | 1988 | 1989 |
| 1990 | 1991 | 1992 | 1993 | 1994 | 1995 | 1996 | 1997 | 1998 | 1999 |
| 2000 | 2001 | 2002 | 2003 | 2004 | 2005 | 2006 | 2007 | 2008 | 2009 |
| 2010 | 2011 | 2012 | 2013 | 2014 | 2015 | 2016 | 2017 | 2018 | 2019 |
| | | | | | | WEST | | | |
| | | | | | | EAST | | | |

| No. | Name | Label | Survey period | Survey frequency |
|----------|----------------|------------------------------|-----------------------|------------------|
| 3.4.188) | dl_minim_post3 | measures: employee reduction | East and West 03/2016 | once |

Wording of question

| | |
|---|---------------------|
| 03/2016 | Further information |
| 01.01.2015 the universal minimum wage was implemented. Is your company affected by this regulation? | |
| If yes, What measures did you utilize? | |

employee reduction [1]

Time span of variable

| | | | | | | | | | |
|------|------|------|------|------|------|------|------|------|------|
| 1980 | 1981 | 1982 | 1983 | 1984 | 1985 | 1986 | 1987 | 1988 | 1989 |
| 1990 | 1991 | 1992 | 1993 | 1994 | 1995 | 1996 | 1997 | 1998 | 1999 |
| 2000 | 2001 | 2002 | 2003 | 2004 | 2005 | 2006 | 2007 | 2008 | 2009 |
| 2010 | 2011 | 2012 | 2013 | 2014 | 2015 | 2016 | 2017 | 2018 | 2019 |
| | | | | | | WEST | | | |
| | | | | | | EAST | | | |

| No. | Name | Label | Survey period | Survey frequency |
|-----|------|-------|---------------|------------------|
|-----|------|-------|---------------|------------------|

3.4.189) dl_minim_post4 measures: working hour reduction East and West 03/2016 once

Wording of question

03/2016
 01.01.2015 the universal minimum wage was implemented. Is your company affected by this regulation?
 If yes,
 What measures did you utilize?
 working hour reduction [1]

Further information

Time span of variable

| | | | | | | | | | |
|------|------|------|------|------|------|------|------|------|------|
| 1980 | 1981 | 1982 | 1983 | 1984 | 1985 | 1986 | 1987 | 1988 | 1989 |
| 1990 | 1991 | 1992 | 1993 | 1994 | 1995 | 1996 | 1997 | 1998 | 1999 |
| 2000 | 2001 | 2002 | 2003 | 2004 | 2005 | 2006 | 2007 | 2008 | 2009 |
| 2010 | 2011 | 2012 | 2013 | 2014 | 2015 | 2016 | 2017 | 2018 | 2019 |
| | | | | | | WEST | | | |
| | | | | | | EAST | | | |

| No. | Name | Label | Survey period | Survey frequency |
|-----|------|-------|---------------|------------------|
|-----|------|-------|---------------|------------------|

3.4.190) dl_minim_post5 measures: increased prices East and West 03/2016 once

Wording of question

03/2016
 01.01.2015 the universal minimum wage was implemented. Is your company affected by this regulation?
 If yes,
 What measures did you utilize?
 increased prices [1]

Further information

Time span of variable

| | | | | | | | | | |
|------|------|------|------|------|------|------|------|------|------|
| 1980 | 1981 | 1982 | 1983 | 1984 | 1985 | 1986 | 1987 | 1988 | 1989 |
| 1990 | 1991 | 1992 | 1993 | 1994 | 1995 | 1996 | 1997 | 1998 | 1999 |
| 2000 | 2001 | 2002 | 2003 | 2004 | 2005 | 2006 | 2007 | 2008 | 2009 |
| 2010 | 2011 | 2012 | 2013 | 2014 | 2015 | 2016 | 2017 | 2018 | 2019 |
| | | | | | | WEST | | | |
| | | | | | | EAST | | | |

| No. | Name | Label | Survey period | Survey frequency |
|-----|------|-------|---------------|------------------|
|-----|------|-------|---------------|------------------|

3.4.191) dl_minim_post6 measures: decreased investment East and West 03/2016 once

Wording of question

| | |
|---|----------------------------|
| <p>03/2016</p> <p>01.01.2015 the universal minimum wage was implemented. Is your company affected by this regulation? If yes, What measures did you utilize?</p> <p style="text-align: right;">decreased investment <input type="text"/> [1]</p> | <p>Further information</p> |
|---|----------------------------|

Time span of variable

| | | | | | | | | | |
|------|------|------|------|------|------|------|------|------|------|
| 1980 | 1981 | 1982 | 1983 | 1984 | 1985 | 1986 | 1987 | 1988 | 1989 |
| 1990 | 1991 | 1992 | 1993 | 1994 | 1995 | 1996 | 1997 | 1998 | 1999 |
| 2000 | 2001 | 2002 | 2003 | 2004 | 2005 | 2006 | 2007 | 2008 | 2009 |
| 2010 | 2011 | 2012 | 2013 | 2014 | 2015 | 2016 | 2017 | 2018 | 2019 |
| | | | | | | WEST | | | |
| | | | | | | EAST | | | |

| No. | Name | Label | Survey period | Survey frequency |
|-----|------|-------|---------------|------------------|
|-----|------|-------|---------------|------------------|

3.4.192) dl_minim_post7 measures: decreased special payments East and West 03/2016 once

Wording of question

| | |
|---|----------------------------|
| <p>03/2016</p> <p>01.01.2015 the universal minimum wage was implemented. Is your company affected by this regulation? If yes, What measures did you utilize?</p> <p style="text-align: right;">decreased special payments <input type="text"/> [1]</p> | <p>Further information</p> |
|---|----------------------------|

Time span of variable

| | | | | | | | | | |
|------|------|------|------|------|------|------|------|------|------|
| 1980 | 1981 | 1982 | 1983 | 1984 | 1985 | 1986 | 1987 | 1988 | 1989 |
| 1990 | 1991 | 1992 | 1993 | 1994 | 1995 | 1996 | 1997 | 1998 | 1999 |
| 2000 | 2001 | 2002 | 2003 | 2004 | 2005 | 2006 | 2007 | 2008 | 2009 |
| 2010 | 2011 | 2012 | 2013 | 2014 | 2015 | 2016 | 2017 | 2018 | 2019 |
| | | | | | | WEST | | | |
| | | | | | | EAST | | | |

| No. | Name | Label | Survey period | Survey frequency |
|-----|------|-------|---------------|------------------|
|-----|------|-------|---------------|------------------|

3.4.193) dl_minim_post8 less minijobs East and West 03/2016 once

Wording of question

| | |
|--|----------------------------|
| <p>03/2016</p> <p>01.01.2015 the universal minimum wage was implemented. Is your company affected by this regulation? Has there been a change in employment in your company?</p> <p style="text-align: right;">less minijobs <input type="text"/> [1]</p> | <p>Further information</p> |
|--|----------------------------|

Time span of variable

| | | | | | | | | | |
|------|------|------|------|------|------|------|------|------|------|
| 1980 | 1981 | 1982 | 1983 | 1984 | 1985 | 1986 | 1987 | 1988 | 1989 |
| 1990 | 1991 | 1992 | 1993 | 1994 | 1995 | 1996 | 1997 | 1998 | 1999 |

| | | | | | | | | | |
|------|------|------|------|------|------|------|------|------|------|
| 2000 | 2001 | 2002 | 2003 | 2004 | 2005 | 2006 | 2007 | 2008 | 2009 |
| 2010 | 2011 | 2012 | 2013 | 2014 | 2015 | 2016 | 2017 | 2018 | 2019 |
| | | | | | | WEST | | | |
| | | | | | | EAST | | | |

| No. | Name | Label | Survey period | Survey frequency |
|----------|----------------|--|-----------------------|------------------|
| 3.4.194) | dl_minim_post9 | minijobs transformed into insurable employment | East and West 03/2016 | once |

Wording of question

| | | | |
|--|---|-----|--|
| 03/2016 | Further information | | |
| 01.01.2015 the universal minimum wage was implemented. Is your company affected by this regulation? | | | |
| Has there been a change in employment in your company? | | | |
| <table border="1"> <tr> <td>minijobs were transformed into insurable employment</td> <td>[1]</td> </tr> </table> | minijobs were transformed into insurable employment | [1] | |
| minijobs were transformed into insurable employment | [1] | | |

Time span of variable

| | | | | | | | | | |
|------|------|------|------|------|------|------|------|------|------|
| 1980 | 1981 | 1982 | 1983 | 1984 | 1985 | 1986 | 1987 | 1988 | 1989 |
| 1990 | 1991 | 1992 | 1993 | 1994 | 1995 | 1996 | 1997 | 1998 | 1999 |
| 2000 | 2001 | 2002 | 2003 | 2004 | 2005 | 2006 | 2007 | 2008 | 2009 |
| 2010 | 2011 | 2012 | 2013 | 2014 | 2015 | 2016 | 2017 | 2018 | 2019 |
| | | | | | | WEST | | | |
| | | | | | | EAST | | | |

| No. | Name | Label | Survey period | Survey frequency |
|----------|-----------------|--------------------------|-----------------------|------------------|
| 3.4.195) | dl_minim_post10 | new insurable employment | East and West 03/2016 | once |

Wording of question

| | | | |
|---|--|-----|--|
| 03/2016 | Further information | | |
| 01.01.2015 the universal minimum wage was implemented. Is your company affected by this regulation? | | | |
| Has there been a change in employment in your company? | | | |
| <table border="1"> <tr> <td>new insurable employment was generated</td> <td>[1]</td> </tr> </table> | new insurable employment was generated | [1] | |
| new insurable employment was generated | [1] | | |

Time span of variable

| | | | | | | | | | |
|------|------|------|------|------|------|------|------|------|------|
| 1980 | 1981 | 1982 | 1983 | 1984 | 1985 | 1986 | 1987 | 1988 | 1989 |
| 1990 | 1991 | 1992 | 1993 | 1994 | 1995 | 1996 | 1997 | 1998 | 1999 |
| 2000 | 2001 | 2002 | 2003 | 2004 | 2005 | 2006 | 2007 | 2008 | 2009 |
| 2010 | 2011 | 2012 | 2013 | 2014 | 2015 | 2016 | 2017 | 2018 | 2019 |
| | | | | | | WEST | | | |
| | | | | | | EAST | | | |

| No. | Name | Label | Survey period | Survey frequency |
|----------|-----------------|---|-----------------------|------------------|
| 3.4.196) | dl_minim_post11 | employment relationships did not change | East and West 03/2016 | once |

Wording of question

| | |
|---------|---------------------|
| 03/2016 | Further information |
|---------|---------------------|

01.01.2015 the universal minimum wage was implemented. Is your company affected by this regulation?
 Has there been a change in employment in your company?

| | |
|---|-----|
| employment relationships did not change | [1] |
|---|-----|

Time span of variable

| | | | | | | | | | |
|------|------|------|------|------|------|------|------|------|------|
| 1980 | 1981 | 1982 | 1983 | 1984 | 1985 | 1986 | 1987 | 1988 | 1989 |
| 1990 | 1991 | 1992 | 1993 | 1994 | 1995 | 1996 | 1997 | 1998 | 1999 |
| 2000 | 2001 | 2002 | 2003 | 2004 | 2005 | 2006 | 2007 | 2008 | 2009 |
| 2010 | 2011 | 2012 | 2013 | 2014 | 2015 | 2016 | 2017 | 2018 | 2019 |
| | | | | | WEST | | | | |
| | | | | | EAST | | | | |

| No. | Name | Label | Survey period | Survey frequency |
|-----|------|-------|---------------|------------------|
|-----|------|-------|---------------|------------------|

| | | | | |
|----------|---------|---------------------|-----------------------|------|
| 3.4.197) | dl_ref1 | refugees question 1 | East and West 12/2015 | once |
|----------|---------|---------------------|-----------------------|------|

Wording of question

| | | | | | | | |
|--|----------------------|----------------------|-----------|----------|----------------------|----------------------|--|
| 12/2015 | Further Information | | | | | | |
| 1. How large do you assess the potential of asylum seekers to be employed in the following positions? <table border="0"> <tr> <td></td> <td>[1] small</td> <td>[2] large</td> </tr> <tr> <td>trainees</td> <td><input type="text"/></td> <td><input type="text"/></td> </tr> </table> | | [1] small | [2] large | trainees | <input type="text"/> | <input type="text"/> | |
| | [1] small | [2] large | | | | | |
| trainees | <input type="text"/> | <input type="text"/> | | | | | |

Time span of variable

| | | | | | | | | | |
|------|------|------|------|------|------|------|------|------|------|
| 2000 | 2001 | 2002 | 2003 | 2004 | 2005 | 2006 | 2007 | 2008 | 2009 |
| 2010 | 2011 | 2012 | 2013 | 2014 | 2015 | 2016 | 2017 | 2018 | 2019 |
| | | | | | WEST | | | | |
| | | | | | EAST | | | | |

| No. | Name | Label | Survey period | Survey frequency |
|-----|------|-------|---------------|------------------|
|-----|------|-------|---------------|------------------|

| | | | | |
|----------|---------|---------------------|-----------------------|------|
| 3.4.198) | dl_ref2 | refugees question 2 | East and West 12/2015 | once |
|----------|---------|---------------------|-----------------------|------|

Wording of question

| | | | | | | | |
|---|----------------------|----------------------|-----------|-----------------------|----------------------|----------------------|--|
| 12/2015 | Further Information | | | | | | |
| 1. How large do you assess the potential of asylum seekers to be employed in the following positions? <table border="0"> <tr> <td></td> <td>[1] small</td> <td>[2] large</td> </tr> <tr> <td>unskilled aid workers</td> <td><input type="text"/></td> <td><input type="text"/></td> </tr> </table> | | [1] small | [2] large | unskilled aid workers | <input type="text"/> | <input type="text"/> | |
| | [1] small | [2] large | | | | | |
| unskilled aid workers | <input type="text"/> | <input type="text"/> | | | | | |

Time span of variable

| | | | | | | | | | |
|------|------|------|------|------|------|------|------|------|------|
| 2000 | 2001 | 2002 | 2003 | 2004 | 2005 | 2006 | 2007 | 2008 | 2009 |
| 2010 | 2011 | 2012 | 2013 | 2014 | 2015 | 2016 | 2017 | 2018 | 2019 |
| | | | | | WEST | | | | |
| | | | | | EAST | | | | |

| No. | Name | Label | Survey period | Survey frequency |
|-----|------|-------|---------------|------------------|
|-----|------|-------|---------------|------------------|

3.4.199) dl_ref3 refugees question 3 East and West 12/2015 once

Wording of question

| | |
|--|---------------------|
| 12/2015 | Further Information |
| <p>1. How large do you assess the potential of asylum seekers to be employed in the following positions?</p> <p>[1] small [2] large</p> <p>skilled workers <input type="text"/> <input type="text"/></p> | |

Time span of variable

| | | | | | | | | | |
|------|------|------|------|------|------|------|------|------|------|
| 2000 | 2001 | 2002 | 2003 | 2004 | 2005 | 2006 | 2007 | 2008 | 2009 |
| 2010 | 2011 | 2012 | 2013 | 2014 | 2015 | 2016 | 2017 | 2018 | 2019 |
| | | | | | WEST | | | | |
| | | | | | EAST | | | | |

| No. | Name | Label | Survey period | Survey frequency |
|-----|------|-------|---------------|------------------|
|-----|------|-------|---------------|------------------|

3.4.200) dl_ref4 refugees question 4 East and West 12/2015 once

Wording of question

| | |
|--|---------------------|
| 12/2015 | Further Information |
| <p>1. How large do you assess the potential of asylum seekers to be employed in the following positions?</p> <p>[1] small [2] large</p> <p>leading positions <input type="text"/> <input type="text"/></p> | |

Time span of variable

| | | | | | | | | | |
|------|------|------|------|------|------|------|------|------|------|
| 2000 | 2001 | 2002 | 2003 | 2004 | 2005 | 2006 | 2007 | 2008 | 2009 |
| 2010 | 2011 | 2012 | 2013 | 2014 | 2015 | 2016 | 2017 | 2018 | 2019 |
| | | | | | WEST | | | | |
| | | | | | EAST | | | | |

| No. | Name | Label | Survey period | Survey frequency |
|-----|------|-------|---------------|------------------|
|-----|------|-------|---------------|------------------|

3.4.201) dl_ref5 refugees question 5 East and West 12/2015 once

Wording of question

| | |
|--|---------------------|
| 12/2015 | Further Information |
| <p>1. How large do you assess the potential of asylum seekers to be employed in the following positions?</p> <p>[1] small [2] large</p> <p>other positions <input type="text"/> <input type="text"/></p> | |

Time span of variable

| | | | | | | | | | |
|------|------|------|------|------|------|------|------|------|------|
| 2000 | 2001 | 2002 | 2003 | 2004 | 2005 | 2006 | 2007 | 2008 | 2009 |
| 2010 | 2011 | 2012 | 2013 | 2014 | 2015 | 2016 | 2017 | 2018 | 2019 |

| | | | | | |
|--|--|--|--------------|--|--|
| | | | WEST EAST | | |
|--|--|--|--------------|--|--|

| No. | Name | Label | Survey period | Survey frequency |
|-----|------|-------|---------------|------------------|
|-----|------|-------|---------------|------------------|

| | | | | |
|----------|---------|---------------------|-----------------------|------|
| 3.4.202) | dl_ref6 | refugees question 6 | East and West 12/2015 | once |
|----------|---------|---------------------|-----------------------|------|

Wording of question

| | |
|--|---------------------|
| 12/2015 | Further Information |
| <p>2. how much of an obstacle to employing asylum seekers do you consider the following factors to be in your branch:</p> <p>[1] little [2] much</p> <p>labor law-related provisions <input type="text"/> <input type="text"/></p> | |

Time span of variable

| | | | | | | | | | |
|------|------|------|------|--------------|------|------|------|------|------|
| 2000 | 2001 | 2002 | 2003 | 2004 | 2005 | 2006 | 2007 | 2008 | 2009 |
| 2010 | 2011 | 2012 | 2013 | 2014 | 2015 | 2016 | 2017 | 2018 | 2019 |
| | | | | WEST EAST | | | | | |

| No. | Name | Label | Survey period | Survey frequency |
|-----|------|-------|---------------|------------------|
|-----|------|-------|---------------|------------------|

| | | | | |
|----------|---------|---------------------|-----------------------|------|
| 3.4.203) | dl_ref7 | refugees question 7 | East and West 12/2015 | once |
|----------|---------|---------------------|-----------------------|------|

Wording of question

| | |
|--|---------------------|
| 12/2015 | Further Information |
| <p>2. how much of an obstacle to employing asylum seekers do you consider the following factors to be in your branch:</p> <p>[1] little [2] much</p> <p>unfit level of qualification <input type="text"/> <input type="text"/></p> | |

Time span of variable

| | | | | | | | | | |
|------|------|------|------|--------------|------|------|------|------|------|
| 2000 | 2001 | 2002 | 2003 | 2004 | 2005 | 2006 | 2007 | 2008 | 2009 |
| 2010 | 2011 | 2012 | 2013 | 2014 | 2015 | 2016 | 2017 | 2018 | 2019 |
| | | | | WEST EAST | | | | | |

| No. | Name | Label | Survey period | Survey frequency |
|-----|------|-------|---------------|------------------|
|-----|------|-------|---------------|------------------|

| | | | | |
|----------|---------|---------------------|-----------------------|------|
| 3.4.204) | dl_ref8 | refugees question 8 | East and West 12/2015 | once |
|----------|---------|---------------------|-----------------------|------|

Wording of question

| | |
|--|---------------------|
| 12/2015 | Further Information |
| <p>2. how much of an obstacle to employing asylum seekers do you consider the following factors to be in your branch:</p> <p>[1] little [2] much</p> <p>minimum wage <input type="text"/> <input type="text"/></p> | |

Time span of variable

| | | | | | | | | | |
|------|------|------|------|------|------|------|------|------|------|
| 2000 | 2001 | 2002 | 2003 | 2004 | 2005 | 2006 | 2007 | 2008 | 2009 |
| | | | | | | | | | |

| | | | | | | | | | |
|------|------|------|------|------|------|------|------|------|------|
| 2010 | 2011 | 2012 | 2013 | 2014 | 2015 | 2016 | 2017 | 2018 | 2019 |
| | | | | | WEST | | | | |
| | | | | | EAST | | | | |

| No. | Name | Label | Survey period | Survey frequency |
|-----|------|-------|---------------|------------------|
|-----|------|-------|---------------|------------------|

| | | | | |
|----------|---------|---------------------|-----------------------|------|
| 3.4.205) | dl_ref9 | refugees question 9 | East and West 12/2015 | once |
|----------|---------|---------------------|-----------------------|------|

Wording of question

| | | | | | | | | | |
|--|---------------------|------|------|------|------|------|------|------|------|
| 12/2015 | Further Information | | | | | | | | |
| 2. how much of an obstacle to employing asylum seekers do you consider the following factors to be in your branch: | | | | | | | | | |
| <p>[1] little [2] much</p> <p>lack of language skills <input type="text"/> <input type="text"/></p> | | | | | | | | | |
| Time span of variable | | | | | | | | | |
| 2000 | 2001 | 2002 | 2003 | 2004 | 2005 | 2006 | 2007 | 2008 | 2009 |
| 2010 | 2011 | 2012 | 2013 | 2014 | 2015 | 2016 | 2017 | 2018 | 2019 |
| | | | | | WEST | | | | |
| | | | | | EAST | | | | |

| No. | Name | Label | Survey period | Survey frequency |
|-----|------|-------|---------------|------------------|
|-----|------|-------|---------------|------------------|

| | | | | |
|----------|---------|------------|-----------------------------|----------------|
| 3.4.206) | dl_size | size range | East and West since 04/2011 | monthly survey |
|----------|---------|------------|-----------------------------|----------------|

| | | | | | | | | | | |
|------|------|------|------|------|------|------|------|------|------|---------------------|
| 2004 | 2005 | 2006 | 2007 | 2008 | 2009 | 2010 | 2011 | 2012 | 2013 | Further information |
| | | | | | | | WEST | | | |
| | | | | | | | EAST | | | |
| 2014 | 2015 | 2016 | 2017 | 2018 | 2019 | 2020 | 2021 | 2022 | 2023 | |
| WEST | | | | | | | | | | |
| EAST | | | | | | | | | | |

| No. | Name | Label | Survey period | Survey frequency |
|-----|------|-------|---------------|------------------|
|-----|------|-------|---------------|------------------|

| | | | | |
|----------|--------------|-------------------|-----------------------------|----------------|
| 3.4.207) | dl_size_empl | size of employees | East and West since 05/2012 | monthly survey |
|----------|--------------|-------------------|-----------------------------|----------------|

| | | | | | | | | | | |
|------|------|------|------|------|------|------|------|------|------|---------------------|
| 2004 | 2005 | 2006 | 2007 | 2008 | 2009 | 2010 | 2011 | 2012 | 2013 | Further information |
| | | | | | | | | WEST | | |
| | | | | | | | | EAST | | |
| 2014 | 2015 | 2016 | 2017 | 2018 | 2019 | 2020 | 2021 | 2022 | 2023 | |
| WEST | | | | | | | | | | |
| EAST | | | | | | | | | | |

| No. | Name | Label | Survey period | Survey frequency |
|-----|------|-------|---------------|------------------|
|-----|------|-------|---------------|------------------|

| | | | | |
|----------|------------------|------------------|-----------------------------|----------------|
| 3.4.208) | dl_size_turnover | size of turnover | East and West since 01/2010 | monthly survey |
|----------|------------------|------------------|-----------------------------|----------------|

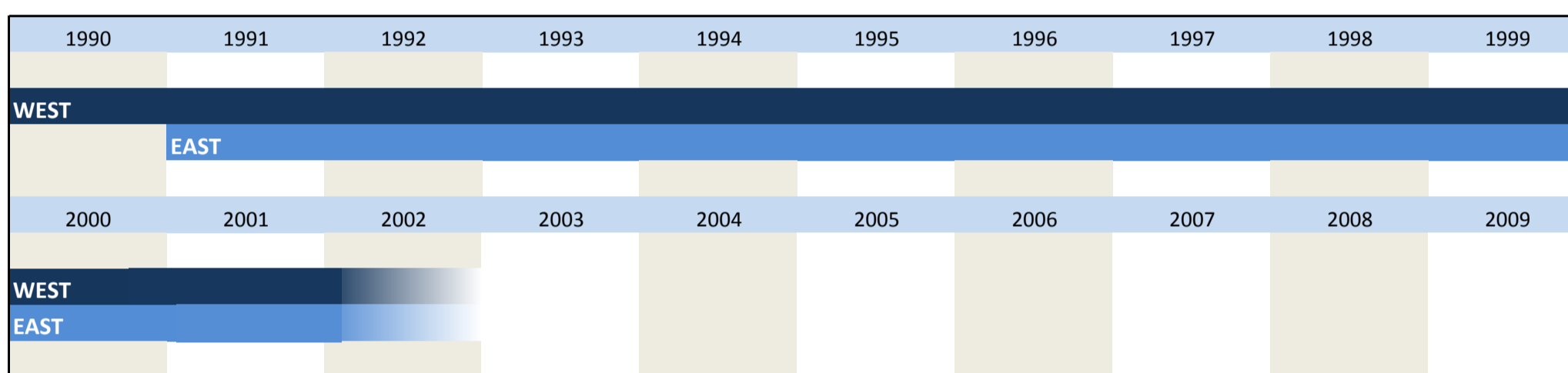
| | | | | | | | | | | |
|------|------|------|------|------|------|------|------|------|------|---------------------|
| 2004 | 2005 | 2006 | 2007 | 2008 | 2009 | 2010 | 2011 | 2012 | 2013 | Further information |
| | | | | | | WEST | | | | |
| | | | | | | EAST | | | | |
| 2014 | 2015 | 2016 | 2017 | 2018 | 2019 | 2020 | 2021 | 2022 | 2023 | |
| WEST | | | | | | | | | | |
| EAST | | | | | | | | | | |

| No. | Name | Label | Survey period | Survey frequency |
|----------|-------------|---------------------------------------|--|----------------------------------|
| 3.4.209) | han_busvolm | business volume versus previous month | West 01/1990 to 01/2002 East 01/1991 to 01/2002 | monthly survey monthly survey |

Wording of question

| | |
|--|--|
| <p>since 01/1990 to 11/2001</p> <p>Appraisal and development in the moth of survey Compared to last month our revenue is</p> <p style="text-align: center;">higher [1] not changed [2] lower [3]</p> <p>01/2002</p> <p>Current situation / new tendencies Within the last 2-3 months, under elimination of seasonal fluctuations, our revenue</p> <p style="text-align: center;">increased [1] remained about the same [2] decreased [3]</p> | <p>Further information</p> <p>Business volume compared to the previous month</p> <p>West 01/1990 to 01/2006 [.] = answer of department stores in percentage. All of the answers of the department stores are aggregated here and expressed as a percentage</p> <p>Example:</p> <p>4.7) questpercansw31 [50] 4.8) questpercansw32 [30] 4.9) questpercansw33 [20]</p> <p>Means 50% of the department stores answered "increased", 30% of the department stores answered "unchanged", 20% of the department stores answered "decreased".</p> |
|--|--|

Time span of variable

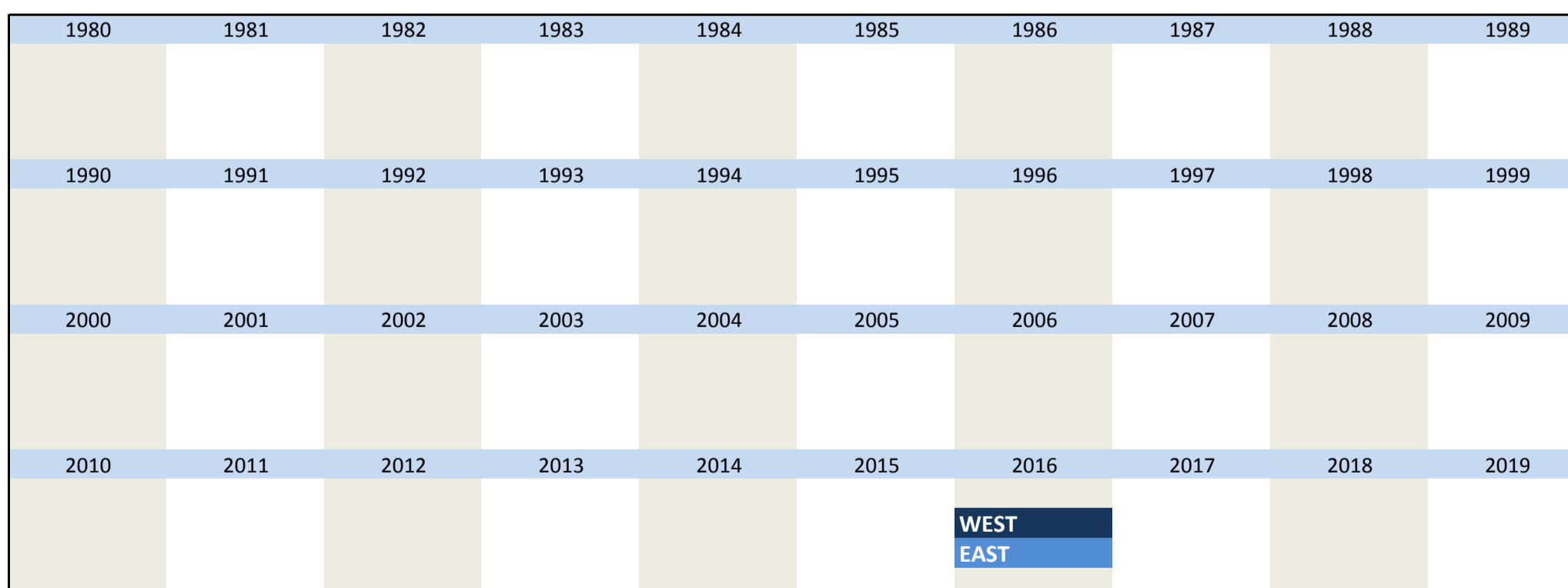


| No. | Name | Label | Survey period | Survey frequency |
|----------|--------------|-----------------------------|-----------------------|------------------|
| 3.4.210) | han_creditno | credit agreement not signed | East and West 06/2016 | once |

Wording of question

| | | | | | |
|--|-------------|------------------------|---------------------|---------------------------------------|-----------------------------------|
| <p>06/2016</p> <p>Have you signed one or more credit agreements with banks during the last 12 months? (e.g. new credits, debt restructuring or prolongation of a credit/ line of credit)</p> <p>no, because:</p> <table border="1"> <tr><td>[1] no need</td></tr> <tr><td>[2] unacceptable terms</td></tr> <tr><td>[3] denied by banks</td></tr> <tr><td>[4] no realistic prospect of a credit</td></tr> </table> | [1] no need | [2] unacceptable terms | [3] denied by banks | [4] no realistic prospect of a credit | <p>Further information</p> |
| [1] no need | | | | | |
| [2] unacceptable terms | | | | | |
| [3] denied by banks | | | | | |
| [4] no realistic prospect of a credit | | | | | |

Time span of variable



| No. | Name | Label | Survey period | Survey frequency |
|----------|----------------|--|-----------------------|------------------|
| 3.4.211) | han_credituse1 | financing of ongoing operating resources | East and West 06/2016 | once |

Wording of question

| | |
|--|-----------------------------------|
| <p>06/2016</p> <p>What was the usage of your last negotiated credit?</p> | <p>Further information</p> |
|--|-----------------------------------|

| | | | | | | | | | |
|--|------|------|------|------|------|------|------|------|------|
| financing of ongoing operating resources [1] | | | | | | | | | |
| Time span of variable | | | | | | | | | |
| 1980 | 1981 | 1982 | 1983 | 1984 | 1985 | 1986 | 1987 | 1988 | 1989 |
| 1990 | 1991 | 1992 | 1993 | 1994 | 1995 | 1996 | 1997 | 1998 | 1999 |
| 2000 | 2001 | 2002 | 2003 | 2004 | 2005 | 2006 | 2007 | 2008 | 2009 |
| 2010 | 2011 | 2012 | 2013 | 2014 | 2015 | 2016 | 2017 | 2018 | 2019 |
| | | | | | | WEST | | | |
| | | | | | | EAST | | | |

| No. | Name | Label | Survey period | Survey frequency |
|-----|------|-------|---------------|------------------|
|-----|------|-------|---------------|------------------|

| | | | | |
|----------|----------------|----------------------------|-----------------------|------|
| 3.4.212) | han_credituse2 | financing of an investment | East and West 06/2016 | once |
|----------|----------------|----------------------------|-----------------------|------|

Wording of question

| | |
|--|---------------------|
| 06/2016 | Further information |
| What was the usage of your last negotiated credit? | |
| financing of an investment [1] | |

Time span of variable

| | | | | | | | | | |
|------|------|------|------|------|------|------|------|------|------|
| 1980 | 1981 | 1982 | 1983 | 1984 | 1985 | 1986 | 1987 | 1988 | 1989 |
| 1990 | 1991 | 1992 | 1993 | 1994 | 1995 | 1996 | 1997 | 1998 | 1999 |
| 2000 | 2001 | 2002 | 2003 | 2004 | 2005 | 2006 | 2007 | 2008 | 2009 |
| 2010 | 2011 | 2012 | 2013 | 2014 | 2015 | 2016 | 2017 | 2018 | 2019 |
| | | | | | | WEST | | | |
| | | | | | | EAST | | | |

| No. | Name | Label | Survey period | Survey frequency |
|-----|------|-------|---------------|------------------|
|-----|------|-------|---------------|------------------|

| | | | | |
|----------|----------------|-----------------|-----------------------|------|
| 3.4.213) | han_credituse3 | other financing | East and West 06/2016 | once |
|----------|----------------|-----------------|-----------------------|------|

Wording of question

| | |
|--|---------------------|
| 06/2016 | Further information |
| What was the usage of your last negotiated credit? | |
| others [1] | |

Time span of variable

| | | | | | | | | | |
|------|------|------|------|------|------|------|------|------|------|
| 1980 | 1981 | 1982 | 1983 | 1984 | 1985 | 1986 | 1987 | 1988 | 1989 |
| 1990 | 1991 | 1992 | 1993 | 1994 | 1995 | 1996 | 1997 | 1998 | 1999 |
| 2000 | 2001 | 2002 | 2003 | 2004 | 2005 | 2006 | 2007 | 2008 | 2009 |
| 2010 | 2011 | 2012 | 2013 | 2014 | 2015 | 2016 | 2017 | 2018 | 2019 |
| | | | | | | WEST | | | |
| | | | | | | EAST | | | |

| No. | Name | Label | Survey period | Survey frequency |
|----------|---------------|-------------------------|-----------------------|------------------|
| 3.4.214) | han_credityes | credit agreement signed | East and West 06/2016 | once |

Wording of question

| <p>06/2016</p> <p>Have you signed one or more credit agreements with banks during the last 12 months? (e.g. new credits, debt restructuring or prolongation of a credit/ line of credit)</p> <p>Yes:</p> <table border="1"> <tr> <td><input type="checkbox"/></td> <td>[1] amount and conditions as expected</td> </tr> <tr> <td><input type="checkbox"/></td> <td>[2] amount as expected, worse conditions</td> </tr> <tr> <td><input type="checkbox"/></td> <td>[3] conditions as expected, lower amount</td> </tr> <tr> <td><input type="checkbox"/></td> <td>[4] lower amount and worse conditions than expected</td> </tr> </table> | <input type="checkbox"/> | [1] amount and conditions as expected | <input type="checkbox"/> | [2] amount as expected, worse conditions | <input type="checkbox"/> | [3] conditions as expected, lower amount | <input type="checkbox"/> | [4] lower amount and worse conditions than expected | <p>Further information</p> | | | | | | | | | | | | | | | | | | | | | | | | | | | | | | | | | | | | | | | | | | | | | | | | | | | | | | | | | | | | | | | | | | | | | | | | | | | | | | | | | | |
|--|---|---------------------------------------|--------------------------|--|--------------------------|--|--------------------------|---|----------------------------|------|------|--|--|--|--|--|--|--|--|--|--|------|------|------|------|------|------|------|------|------|------|--|--|--|--|--|--|--|--|--|--|------|------|------|------|------|------|------|------|------|------|--|--|--|--|--|--|--|--|--|--|------|------|------|------|------|------|------|------|------|------|--|--|--|--|--|--|------|--|--|--|--|--|--|--|--|--|------|--|--|--|
| <input type="checkbox"/> | [1] amount and conditions as expected | | | | | | | | | | | | | | | | | | | | | | | | | | | | | | | | | | | | | | | | | | | | | | | | | | | | | | | | | | | | | | | | | | | | | | | | | | | | | | | | | | | | | | | | | | |
| <input type="checkbox"/> | [2] amount as expected, worse conditions | | | | | | | | | | | | | | | | | | | | | | | | | | | | | | | | | | | | | | | | | | | | | | | | | | | | | | | | | | | | | | | | | | | | | | | | | | | | | | | | | | | | | | | | | | |
| <input type="checkbox"/> | [3] conditions as expected, lower amount | | | | | | | | | | | | | | | | | | | | | | | | | | | | | | | | | | | | | | | | | | | | | | | | | | | | | | | | | | | | | | | | | | | | | | | | | | | | | | | | | | | | | | | | | | |
| <input type="checkbox"/> | [4] lower amount and worse conditions than expected | | | | | | | | | | | | | | | | | | | | | | | | | | | | | | | | | | | | | | | | | | | | | | | | | | | | | | | | | | | | | | | | | | | | | | | | | | | | | | | | | | | | | | | | | | |
| <p>Time span of variable</p> <table border="1"> <thead> <tr> <th>1980</th><th>1981</th><th>1982</th><th>1983</th><th>1984</th><th>1985</th><th>1986</th><th>1987</th><th>1988</th><th>1989</th> </tr> </thead> <tbody> <tr><td></td><td></td><td></td><td></td><td></td><td></td><td></td><td></td><td></td><td></td></tr> <tr> <th>1990</th><th>1991</th><th>1992</th><th>1993</th><th>1994</th><th>1995</th><th>1996</th><th>1997</th><th>1998</th><th>1999</th> </tr> <tr><td></td><td></td><td></td><td></td><td></td><td></td><td></td><td></td><td></td><td></td></tr> <tr> <th>2000</th><th>2001</th><th>2002</th><th>2003</th><th>2004</th><th>2005</th><th>2006</th><th>2007</th><th>2008</th><th>2009</th> </tr> <tr><td></td><td></td><td></td><td></td><td></td><td></td><td></td><td></td><td></td><td></td></tr> <tr> <th>2010</th><th>2011</th><th>2012</th><th>2013</th><th>2014</th><th>2015</th><th>2016</th><th>2017</th><th>2018</th><th>2019</th> </tr> <tr> <td></td><td></td><td></td><td></td><td></td><td></td><td>WEST</td><td></td><td></td><td></td> </tr> <tr> <td></td><td></td><td></td><td></td><td></td><td></td><td>EAST</td><td></td><td></td><td></td> </tr> </tbody> </table> | | 1980 | 1981 | 1982 | 1983 | 1984 | 1985 | 1986 | 1987 | 1988 | 1989 | | | | | | | | | | | 1990 | 1991 | 1992 | 1993 | 1994 | 1995 | 1996 | 1997 | 1998 | 1999 | | | | | | | | | | | 2000 | 2001 | 2002 | 2003 | 2004 | 2005 | 2006 | 2007 | 2008 | 2009 | | | | | | | | | | | 2010 | 2011 | 2012 | 2013 | 2014 | 2015 | 2016 | 2017 | 2018 | 2019 | | | | | | | WEST | | | | | | | | | | EAST | | | |
| 1980 | 1981 | 1982 | 1983 | 1984 | 1985 | 1986 | 1987 | 1988 | 1989 | | | | | | | | | | | | | | | | | | | | | | | | | | | | | | | | | | | | | | | | | | | | | | | | | | | | | | | | | | | | | | | | | | | | | | | | | | | | | | | | | | |
| | | | | | | | | | | | | | | | | | | | | | | | | | | | | | | | | | | | | | | | | | | | | | | | | | | | | | | | | | | | | | | | | | | | | | | | | | | | | | | | | | | | | | | | | | | | |
| 1990 | 1991 | 1992 | 1993 | 1994 | 1995 | 1996 | 1997 | 1998 | 1999 | | | | | | | | | | | | | | | | | | | | | | | | | | | | | | | | | | | | | | | | | | | | | | | | | | | | | | | | | | | | | | | | | | | | | | | | | | | | | | | | | | |
| | | | | | | | | | | | | | | | | | | | | | | | | | | | | | | | | | | | | | | | | | | | | | | | | | | | | | | | | | | | | | | | | | | | | | | | | | | | | | | | | | | | | | | | | | | | |
| 2000 | 2001 | 2002 | 2003 | 2004 | 2005 | 2006 | 2007 | 2008 | 2009 | | | | | | | | | | | | | | | | | | | | | | | | | | | | | | | | | | | | | | | | | | | | | | | | | | | | | | | | | | | | | | | | | | | | | | | | | | | | | | | | | | |
| | | | | | | | | | | | | | | | | | | | | | | | | | | | | | | | | | | | | | | | | | | | | | | | | | | | | | | | | | | | | | | | | | | | | | | | | | | | | | | | | | | | | | | | | | | | |
| 2010 | 2011 | 2012 | 2013 | 2014 | 2015 | 2016 | 2017 | 2018 | 2019 | | | | | | | | | | | | | | | | | | | | | | | | | | | | | | | | | | | | | | | | | | | | | | | | | | | | | | | | | | | | | | | | | | | | | | | | | | | | | | | | | | |
| | | | | | | WEST | | | | | | | | | | | | | | | | | | | | | | | | | | | | | | | | | | | | | | | | | | | | | | | | | | | | | | | | | | | | | | | | | | | | | | | | | | | | | | | | | | | | | |
| | | | | | | EAST | | | | | | | | | | | | | | | | | | | | | | | | | | | | | | | | | | | | | | | | | | | | | | | | | | | | | | | | | | | | | | | | | | | | | | | | | | | | | | | | | | | | | |

| No. | Name | Label | Survey period | Survey frequency |
|----------|------------|--|-----------------------------|-------------------|
| 3.4.215) | han_fairxh | exhibitor at an international specialized fair | East and West since 06/2012 | irregularly, June |

Wording of question

| <p>06/2012</p> <p>Is your company represented as an exhibitor at an international specialized fair?</p> <p>yes [1] <input type="checkbox"/> no [2] <input type="checkbox"/></p> | <p>Further information</p> <p>Exhibitor at an international specialized fair</p> | | | | | | | | | | | | | | | | | | | | | | | | | | | | | | |
|---|--|------|------|------|------|------|------|------|------|------|------|--|--|------|--|--|--|--|--|--|--|--|--|-----|--|--|--|--|--|--|--|
| <p>Time span of variable</p> <table border="1"> <thead> <tr> <th>2010</th><th>2011</th><th>2012</th><th>2013</th><th>2014</th><th>2015</th><th>2016</th><th>2017</th><th>2018</th><th>2019</th> </tr> </thead> <tbody> <tr> <td></td><td></td><td>WEST</td><td></td><td></td><td></td><td></td><td></td><td></td><td></td> </tr> <tr> <td></td><td></td><td>OST</td><td></td><td></td><td></td><td></td><td></td><td></td><td></td> </tr> </tbody> </table> | | 2010 | 2011 | 2012 | 2013 | 2014 | 2015 | 2016 | 2017 | 2018 | 2019 | | | WEST | | | | | | | | | | OST | | | | | | | |
| 2010 | 2011 | 2012 | 2013 | 2014 | 2015 | 2016 | 2017 | 2018 | 2019 | | | | | | | | | | | | | | | | | | | | | | |
| | | WEST | | | | | | | | | | | | | | | | | | | | | | | | | | | | | |
| | | OST | | | | | | | | | | | | | | | | | | | | | | | | | | | | | |

| No. | Name | Label | Survey period | Survey frequency |
|----------|--------------|--|-----------------------------|-------------------|
| 3.4.216) | han_fairxh_e | exhibitor at an international specialized fair in a foreign European country | East and West since 06/2012 | irregularly, June |

Wording of question

| <p>06/2012</p> <p>Is your company represented as an exhibitor at an international specialized fair?</p> <p>[...]</p> <p>If yes, at international specialized fairs</p> <p>- in a foreign European country [1] <input type="checkbox"/></p> | <p>Further information</p> <p>Exhibitor at an international specialized fair in a foreign European country</p> | | | | | | | | | | | | | | | | | | | | |
|--|--|------|------|------|------|------|------|------|------|------|------|--|--|--|--|--|--|--|--|--|--|
| <p>Time span of variable</p> <table border="1"> <thead> <tr> <th>2010</th><th>2011</th><th>2012</th><th>2013</th><th>2014</th><th>2015</th><th>2016</th><th>2017</th><th>2018</th><th>2019</th> </tr> </thead> <tbody> <tr><td></td><td></td><td></td><td></td><td></td><td></td><td></td><td></td><td></td><td></td></tr> </tbody> </table> | | 2010 | 2011 | 2012 | 2013 | 2014 | 2015 | 2016 | 2017 | 2018 | 2019 | | | | | | | | | | |
| 2010 | 2011 | 2012 | 2013 | 2014 | 2015 | 2016 | 2017 | 2018 | 2019 | | | | | | | | | | | | |
| | | | | | | | | | | | | | | | | | | | | | |




| No. | Name | Label | Survey period | Survey frequency |
|----------|--------------|---|-----------------------------|-------------------|
| 3.4.217) | han_fairxh_g | exhibitor at an international specialized fair in Germany | East and West since 06/2012 | irregularly, June |

Wording of question

| Further information |
|--|
| 06/2012 Is your company represented as an exhibitor at an international specialized fair? [...] If yes, at international specialized fairs - in Germany [1] <input type="text"/> |
| Exhibitor at an international specialized fair in Germany |

Time span of variable




| No. | Name | Label | Survey period | Survey frequency |
|----------|---------------|--|-----------------------------|-------------------|
| 3.4.218) | han_fairxh_ne | exhibitor at an international specialized fair in a country outside Europe | East and West since 06/2012 | irregularly, June |

Wording of question

| Further information |
|--|
| 06/2012 Is your company represented as an exhibitor at an international specialized fair? [...] If yes, at international specialized fairs - in a country outside of Europe [1] <input type="text"/> |
| Exhibitor at an international specialized fair in a country outside of Europe |

Time span of variable

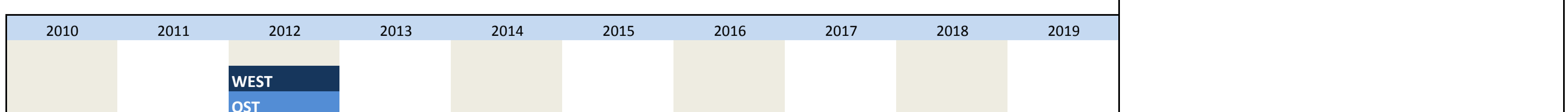


| No. | Name | Label | Survey period | Survey frequency |
|----------|---------------|--|-----------------------|------------------|
| 3.4.219) | han_fairxhexp | exhibitor at an international specialized fair during next 2-3 years | East and West 06/2012 | once |

Wording of question

| Further information |
|--|
| 06/2012 Is your company going to be represented as an Exhibitor at an international specialized fair during the next 2-3 years? yes [1] <input type="text"/> no [2] <input type="text"/> |
| Exhibitor at an international specialized fair during the next 2-3 years |

Time span of variable



| | | | | | |
|--|--|--|--|--|--|
| | | | | | |
|--|--|--|--|--|--|

| No. | Name | Label | Survey period | Survey frequency |
|----------|-----------------|--|-----------------------|------------------|
| 3.4.220) | han_fairxhexp_e | exhibitor at an international specialized fair in a foreign European country during next 2-3 years | East and West 06/2012 | once |

Wording of question

| | |
|--|---|
| <p>06/2012</p> <p>Is your company going to be represented as an Exhibitor at an international specialized fair during the next 2-3 years?</p> <p>[...]</p> <p>If yes, at international specialized fairs</p> <p>- in a foreign European country [1] <input type="text"/></p> | <p>Further information</p> <p>Exhibitor at an international specialized fair in a foreign European country during the next 2-3 years</p> |
|--|---|

Time span of variable

| 2010 | 2011 | 2012 | 2013 | 2014 | 2015 | 2016 | 2017 | 2018 | 2019 |
|------|------|-------------|------|------|------|------|------|------|------|
| | | WEST OST | | | | | | | |

| No. | Name | Label | Survey period | Survey frequency |
|----------|-----------------|---|-----------------------|------------------|
| 3.4.221) | han_fairxhexp_g | exhibitor at an international specialized fair in Germany during next 2-3 years | East and West 06/2012 | once |

Wording of question

| | |
|---|--|
| <p>06/2012</p> <p>Is your company going to be represented as an Exhibitor at an international specialized fair during the next 2-3 years?</p> <p>[...]</p> <p>If yes, at international specialized fairs</p> <p>- in Germany [1] <input type="text"/></p> | <p>Further information</p> <p>Exhibitor at an international specialized fair in Germany during the next 2-3 years</p> |
|---|--|

Time span of variable

| 2010 | 2011 | 2012 | 2013 | 2014 | 2015 | 2016 | 2017 | 2018 | 2019 |
|------|------|-------------|------|------|------|------|------|------|------|
| | | WEST OST | | | | | | | |

| No. | Name | Label | Survey period | Survey frequency |
|----------|------------------|--|-----------------------|------------------|
| 3.4.222) | han_fairxhexp_ne | exhibitor at an international specialized fair in a country outside Europe during next 2-3 years | East and West 06/2012 | once |

Wording of question

| | |
|---|--|
| <p>06/2012</p> <p>Is your company going to be represented as an Exhibitor at an international specialized fair during the next 2-3 years?</p> <p>[...]</p> <p>If yes, at international specialized fairs</p> <p>- in a country outside of Europe [1] <input type="text"/></p> | <p>Further information</p> <p>Exhibitor at an international specialized fair in a country outside of Europe during the next 2-3 years</p> |
|---|--|

Time span of variable

| 2010 | 2011 | 2012 | 2013 | 2014 | 2015 | 2016 | 2017 | 2018 | 2019 |
|------|------|------|------|------|------|------|------|------|------|
| | | WEST | | | | | | | |

| | | | | | |
|--|-----|--|--|--|--|
| | OST | | | | |
|--|-----|--|--|--|--|

| No. | Name | Label | Survey period | Survey frequency |
|-----|------|-------|---------------|------------------|
|-----|------|-------|---------------|------------------|

| | | | | |
|----------|------------|-----------------|-----------------------|------|
| 3.4.223) | han_fambus | family business | East and West 02/2014 | once |
|----------|------------|-----------------|-----------------------|------|

Wording of question

| | |
|--|---------------------|
| 02/2014 | Further Information |
| D) For research purposes? | |
| Do you envision yourself as a family business? (This means a company whose voting capital is held predominately by one or more families that are connected) | |
| <input type="checkbox"/> yes[1] <input type="checkbox"/> no[2] | |

Time span of variable

| | | | | | | | | | |
|------|------|------|------|--------------|------|------|------|------|------|
| 2010 | 2011 | 2012 | 2013 | 2014 | 2015 | 2016 | 2017 | 2018 | 2019 |
| | | | | WEST EAST | | | | | |

| No. | Name | Label | Survey period | Survey frequency |
|-----|------|-------|---------------|------------------|
|-----|------|-------|---------------|------------------|

| | | | | |
|----------|----------------|--|-----------------------|------|
| 3.4.224) | han_flight_eur | Importance of flight connections in Europe | East and West 03/2013 | once |
|----------|----------------|--|-----------------------|------|

Wording of question

| | |
|--|--|
| 03/2013 | Further information |
| How important for your company is a flight connection in | Importance of flight connections in Europe |
| Europe | |
| very important [1] | <input type="checkbox"/> |
| important [2] | |
| less important [3] | |
| unimportant [4] | |

Time span of variable

| | | | | | | | | | |
|------|------|------|-------------|------|------|------|------|------|------|
| 2010 | 2011 | 2012 | 2013 | 2014 | 2015 | 2016 | 2017 | 2018 | 2019 |
| | | | WEST OST | | | | | | |

| No. | Name | Label | Survey period | Survey frequency |
|-----|------|-------|---------------|------------------|
|-----|------|-------|---------------|------------------|

| | | | | |
|----------|----------------|---|-----------------------|------|
| 3.4.225) | han_flight_ger | Importance of flight connections in Germany | East and West 03/2013 | once |
|----------|----------------|---|-----------------------|------|

Wording of question

| | |
|--|---|
| 03/2013 | Further information |
| How important for your company is a flight connection in | Importance of flight connections in Germany |
| Germany | |
| very important [1] | <input type="checkbox"/> |
| important [2] | |
| less important [3] | |
| unimportant [4] | |

Time span of variable

| | | | | | | | | | |
|------|------|------|-------------|------|------|------|------|------|------|
| 2010 | 2011 | 2012 | 2013 | 2014 | 2015 | 2016 | 2017 | 2018 | 2019 |
| | | | WEST OST | | | | | | |

| No. | Name | Label | Survey period | Survey frequency |
|-----|------|-------|---------------|------------------|
|-----|------|-------|---------------|------------------|

3.4.226) **han_flight_world** Importance of flight connections worldwide East and West 03/2013 once

Wording of question

| | |
|---|---|
| <p>03/2013</p> <p>How important for your company is a flight connection in</p> <p>worldwide</p> <p style="margin-left: 100px;"> very important [1] important [2] less important [3] unimportant [4] </p> <div style="margin-left: 150px;"> <input type="checkbox"/> <input type="checkbox"/> <input type="checkbox"/> <input type="checkbox"/> </div> | <p>Further information</p> <p>Importance of flight connections worldwide</p> |
|---|---|

Time span of variable

| 2010 | 2011 | 2012 | 2013 | 2014 | 2015 | 2016 | 2017 | 2018 | 2019 |
|------|------|------|------|------|------|------|------|------|------|
| | | | WEST | | | OST | | | |

| No. | Name | Label | Survey period | Survey frequency |
|-----|------|-------|---------------|------------------|
|-----|------|-------|---------------|------------------|

3.4.227) **han_id2** identification number (part2) West 01/1990 to 01/2006 monthly survey

| 1990 | 1991 | 1992 | 1993 | 1994 | 1995 | 1996 | 1997 | 1998 | 1999 |
|------|------|------|------|------|------|------|------|------|------|
| | | | WEST | | | | | | |
| | | | | | | | | | |
| | | | WEST | | | | | | |
| | | | | | | | | | |
| | | | | | | | | | |

Further information

identification number (part2)

2 digits

| No. | Name | Label | Survey period | Survey frequency |
|-----|------|-------|---------------|------------------|
|-----|------|-------|---------------|------------------|

3.4.228) **han_id3** identification number (part3) West 01/1990 to 01/2006 monthly survey

| 1990 | 1991 | 1992 | 1993 | 1994 | 1995 | 1996 | 1997 | 1998 | 1999 |
|------|------|------|------|------|------|------|------|------|------|
| | | | WEST | | | | | | |
| | | | | | | | | | |
| | | | WEST | | | | | | |
| | | | | | | | | | |
| | | | | | | | | | |

Further information

Identification number (part3)

2 digits

| No. | Name | Label | Survey period | Survey frequency |
|-----|------|-------|---------------|------------------|
|-----|------|-------|---------------|------------------|

3.4.229) **han_idlar** special id for firms with detailed answers West 01/1990 to 01/2006 monthly survey

| 1990 | 1991 | 1992 | 1993 | 1994 | 1995 | 1996 | 1997 | 1998 | 1999 |
|------|------|------|------|------|------|------|------|------|------|
| | | | WEST | | | | | | |
| | | | | | | | | | |
| | | | WEST | | | | | | |
| | | | | | | | | | |
| | | | | | | | | | |

Further information

Special id for firms with detailed answers

see 4. Standard questions of department stores in percentage

| No. | Name | Label | Survey period | Survey frequency |
|-----|------|-------|---------------|------------------|
|-----|------|-------|---------------|------------------|

3.4.230) **han_invcon_dj** investment in construction this year East and West since 05/2015

Wording of question

| 05/2015 | Further information |
|---|---|
| <p>Investments and revenue</p> <p>1) In the current year (20XX* compared to 20YY**) our investments will likely</p> <p style="text-align: center;">Total investments, thereof in: construction</p> <p>increase [1] <input type="text"/></p> <p>not change [2] <input type="text"/></p> <p>decrease [3] <input type="text"/></p> | <p>*20XX means current year e.g.: If the question was posed in 2015: 20XX=2015</p> <p>**20YY means last year e.g.: If the question was posed in 2015: 20YY=2014</p> |

Time span of variable

| | | | | | | | | | |
|------|------|------|------|------|------|------|------|------|------|
| 1980 | 1981 | 1982 | 1983 | 1984 | 1985 | 1986 | 1987 | 1988 | 1989 |
| 1990 | 1991 | 1992 | 1993 | 1994 | 1995 | 1996 | 1997 | 1998 | 1999 |
| 2000 | 2001 | 2002 | 2003 | 2004 | 2005 | 2006 | 2007 | 2008 | 2009 |
| 2010 | 2011 | 2012 | 2013 | 2014 | 2015 | 2016 | 2017 | 2018 | 2019 |

WEST
EAST

| No. | Name | Label | Survey period | Survey frequency |
|-----|------|-------|---------------|------------------|
|-----|------|-------|---------------|------------------|

3.4.231) **han_invcon_lj** investment in construction last year East and West since 05/2015

Wording of question

| 05/2015 | Further information |
|---|--|
| <p>Investments and revenue</p> <p>1) Last year (20YY* compared to 20WW**) our investments were</p> <p style="text-align: center;">Total investments, thereof in: construction</p> <p>increased [1] <input type="text"/></p> <p>not changed [2] <input type="text"/></p> <p>decreased [3] <input type="text"/></p> | <p>*20YY means last year e.g.: If the question was posed in 2015: 20YY=2014</p> <p>**20WW means two years ago e.g.: If the question was posed in 2015: 20WW=2013</p> |

Time span of variable

| | | | | | | | | | |
|------|------|------|------|------|------|------|------|------|------|
| 1980 | 1981 | 1982 | 1983 | 1984 | 1985 | 1986 | 1987 | 1988 | 1989 |
| 1990 | 1991 | 1992 | 1993 | 1994 | 1995 | 1996 | 1997 | 1998 | 1999 |
| 2000 | 2001 | 2002 | 2003 | 2004 | 2005 | 2006 | 2007 | 2008 | 2009 |
| 2010 | 2011 | 2012 | 2013 | 2014 | 2015 | 2016 | 2017 | 2018 | 2019 |

WEST
EAST

| No. | Name | Label | Survey period | Survey frequency |
|-----|------|-------|---------------|------------------|
|-----|------|-------|---------------|------------------|

3.4.232) **han_invcon_nj** investment in construction next year East and West since 11/2015

Wording of question

| 05/2015 | Further information |
|---|---|
| <p>Investments and revenue</p> <p>1) In the next year (20ZZ* compared to 20XX**) our investments will likely</p> <p style="text-align: center;">Total investments, thereof in: construction</p> | <p>*20ZZ means next year e.g.: If the question was posed in 2015: 20ZZ=2016</p> |

| | |
|----------------|----------------------|
| increase [1] | <input type="text"/> |
| not change [2] | <input type="text"/> |
| decrease [3] | <input type="text"/> |

**20XX means current year
e.g.: If the question was posed in 2015:
20XX=2015

Time span of variable

| | | | | | | | | | |
|------|------|------|------|------|------|------|------|------|------|
| 1980 | 1981 | 1982 | 1983 | 1984 | 1985 | 1986 | 1987 | 1988 | 1989 |
| 1990 | 1991 | 1992 | 1993 | 1994 | 1995 | 1996 | 1997 | 1998 | 1999 |
| 2000 | 2001 | 2002 | 2003 | 2004 | 2005 | 2006 | 2007 | 2008 | 2009 |
| 2010 | 2011 | 2012 | 2013 | 2014 | 2015 | 2016 | 2017 | 2018 | 2019 |

WEST
EAST

| No. | Name | Label | Survey period | Survey frequency |
|-----|------|-------|---------------|------------------|
|-----|------|-------|---------------|------------------|

3.4.233) **han_inveq_dj** investment in equipment this year East and West since 05/2015

Wording of question

05/2015

Investments and revenue
1) In the current year (20XX* compared to 20YY**) our investments will likely

**Total investments,
thereof in: equipment**

| | |
|----------------|----------------------|
| increase [1] | <input type="text"/> |
| not change [2] | <input type="text"/> |
| decrease [3] | <input type="text"/> |

Further information

*20XX means current year
e.g.: If the question was posed in 2015:
20XX=2015

**20YY means last year
e.g.: If the question was posed in 2015:
20YY=2014

Time span of variable

| | | | | | | | | | |
|------|------|------|------|------|------|------|------|------|------|
| 1980 | 1981 | 1982 | 1983 | 1984 | 1985 | 1986 | 1987 | 1988 | 1989 |
| 1990 | 1991 | 1992 | 1993 | 1994 | 1995 | 1996 | 1997 | 1998 | 1999 |
| 2000 | 2001 | 2002 | 2003 | 2004 | 2005 | 2006 | 2007 | 2008 | 2009 |
| 2010 | 2011 | 2012 | 2013 | 2014 | 2015 | 2016 | 2017 | 2018 | 2019 |

WEST
EAST

| No. | Name | Label | Survey period | Survey frequency |
|-----|------|-------|---------------|------------------|
|-----|------|-------|---------------|------------------|

3.4.234) **han_inveq_lj** investment in equipment last year East and West since 05/2015

Wording of question

05/2015

Investments and revenue
1) Last year (20YY* compared to 20WW**) our investments were

**Total investments,
thereof in: equipment**

| | |
|-----------------|----------------------|
| increased [1] | <input type="text"/> |
| not changed [2] | <input type="text"/> |
| decreased [3] | <input type="text"/> |

Further information

*20YY means last year
e.g.: If the question was posed in 2015:
20YY=2014

**20WW means two years ago
e.g.: If the question was posed in 2015:
20WW=2013

Time span of variable

| | | | | | | | | | |
|------|------|------|------|------|------|------|------|------|------|
| 1980 | 1981 | 1982 | 1983 | 1984 | 1985 | 1986 | 1987 | 1988 | 1989 |
|------|------|------|------|------|------|------|------|------|------|

| | | | | | | | | | |
|------|------|------|------|------|------|------|------|------|------|
| 1990 | 1991 | 1992 | 1993 | 1994 | 1995 | 1996 | 1997 | 1998 | 1999 |
| 2000 | 2001 | 2002 | 2003 | 2004 | 2005 | 2006 | 2007 | 2008 | 2009 |
| 2010 | 2011 | 2012 | 2013 | 2014 | 2015 | 2016 | 2017 | 2018 | 2019 |
| | | | | | WEST | | | | |
| | | | | | EAST | | | | |

| No. | Name | Label | Survey period | Survey frequency |
|-----|------|-------|---------------|------------------|
|-----|------|-------|---------------|------------------|

3.4.235) **han_inveq_nj** investment in equipment next year East and West since 11/2015

Wording of question

| | | | | | | | | | |
|---|---|---|--------------|----------------------|----------------|----------------------|--------------|----------------------|---|
| <p>05/2015</p> <p>Investments and revenue</p> <p>1) In the next year (20ZZ* compared to 20XX**) our investments will likely</p> <table style="width: 100%;"> <tr> <td></td> <td style="text-align: center;">Total investments, thereof in: equipment</td> </tr> <tr> <td>increase [1]</td> <td style="text-align: center;"><input type="text"/></td> </tr> <tr> <td>not change [2]</td> <td style="text-align: center;"><input type="text"/></td> </tr> <tr> <td>decrease [3]</td> <td style="text-align: center;"><input type="text"/></td> </tr> </table> | | Total investments, thereof in: equipment | increase [1] | <input type="text"/> | not change [2] | <input type="text"/> | decrease [3] | <input type="text"/> | <p>Further information</p> <p>*20ZZ means next year e.g.: If the question was posed in 2015: 20ZZ=2016</p> <p>**20XX means current year e.g.: If the question was posed in 2015: 20XX=2015</p> |
| | Total investments, thereof in: equipment | | | | | | | | |
| increase [1] | <input type="text"/> | | | | | | | | |
| not change [2] | <input type="text"/> | | | | | | | | |
| decrease [3] | <input type="text"/> | | | | | | | | |

Time span of variable

| | | | | | | | | | |
|------|------|------|------|------|------|------|------|------|------|
| 1980 | 1981 | 1982 | 1983 | 1984 | 1985 | 1986 | 1987 | 1988 | 1989 |
| 1990 | 1991 | 1992 | 1993 | 1994 | 1995 | 1996 | 1997 | 1998 | 1999 |
| 2000 | 2001 | 2002 | 2003 | 2004 | 2005 | 2006 | 2007 | 2008 | 2009 |
| 2010 | 2011 | 2012 | 2013 | 2014 | 2015 | 2016 | 2017 | 2018 | 2019 |
| | | | | | WEST | | | | |
| | | | | | EAST | | | | |

| No. | Name | Label | Survey period | Survey frequency |
|-----|------|-------|---------------|------------------|
|-----|------|-------|---------------|------------------|

3.4.236) **han_invest_dj** total investment this year East and West since 05/2015

Wording of question

| | | | | | | | | | |
|---|--------------------------|--------------------------|--------------|----------------------|----------------|----------------------|--------------|----------------------|---|
| <p>05/2015</p> <p>Investments and revenue</p> <p>1) In the current year (20XX* compared to 20YY**) our investments will likely</p> <table style="width: 100%;"> <tr> <td></td> <td style="text-align: center;">Total investments</td> </tr> <tr> <td>increase [1]</td> <td style="text-align: center;"><input type="text"/></td> </tr> <tr> <td>not change [2]</td> <td style="text-align: center;"><input type="text"/></td> </tr> <tr> <td>decrease [3]</td> <td style="text-align: center;"><input type="text"/></td> </tr> </table> | | Total investments | increase [1] | <input type="text"/> | not change [2] | <input type="text"/> | decrease [3] | <input type="text"/> | <p>Further information</p> <p>*20XX means current year e.g.: If the question was posed in 2015: 20XX=2015</p> <p>**20YY means last year e.g.: If the question was posed in 2015: 20YY=2014</p> |
| | Total investments | | | | | | | | |
| increase [1] | <input type="text"/> | | | | | | | | |
| not change [2] | <input type="text"/> | | | | | | | | |
| decrease [3] | <input type="text"/> | | | | | | | | |

Time span of variable

| | | | | | | | | | |
|------|------|------|------|------|------|------|------|------|------|
| 1980 | 1981 | 1982 | 1983 | 1984 | 1985 | 1986 | 1987 | 1988 | 1989 |
| 1990 | 1991 | 1992 | 1993 | 1994 | 1995 | 1996 | 1997 | 1998 | 1999 |
| 2000 | 2001 | 2002 | 2003 | 2004 | 2005 | 2006 | 2007 | 2008 | 2009 |
| 2010 | 2011 | 2012 | 2013 | 2014 | 2015 | 2016 | 2017 | 2018 | 2019 |
| | | | | | WEST | | | | |
| | | | | | EAST | | | | |

| No. | Name | Label | Survey period | Survey frequency |
|-----|------|-------|---------------|------------------|
|-----|------|-------|---------------|------------------|

3.4.237) **han_invest_lj** total investment last year East and West since 05/2015

Wording of question

| <p>05/2015</p> <p>Investments and revenue</p> <p>1) Last year (20YY* compared to 20WW**) our investments were</p> <table style="width: 100%; border-collapse: collapse;"> <thead> <tr> <th style="width: 60%;"></th> <th style="text-align: center;">Total investments</th> </tr> </thead> <tbody> <tr> <td>increased [1]</td> <td style="text-align: center;"><input type="text"/></td> </tr> <tr> <td>not changed [2]</td> <td style="text-align: center;"><input type="text"/></td> </tr> <tr> <td>decreased [3]</td> <td style="text-align: center;"><input type="text"/></td> </tr> </tbody> </table> | | Total investments | increased [1] | <input type="text"/> | not changed [2] | <input type="text"/> | decreased [3] | <input type="text"/> | <p>Further information</p> <p>*20YY means last year e.g.: If the question was posed in 2015: 20YY=2014</p> <p>*20WW means two years ago e.g.: If the question was posed in 2015: 20WW=2013</p> |
|---|----------------------|-------------------|---------------|----------------------|-----------------|----------------------|---------------|----------------------|---|
| | Total investments | | | | | | | | |
| increased [1] | <input type="text"/> | | | | | | | | |
| not changed [2] | <input type="text"/> | | | | | | | | |
| decreased [3] | <input type="text"/> | | | | | | | | |

| | | | | | | | | | |
|------------------------------|------|------|------|------|------|------|------|------|------|
| Time span of variable | | | | | | | | | |
| 1980 | 1981 | 1982 | 1983 | 1984 | 1985 | 1986 | 1987 | 1988 | 1989 |
| 1990 | 1991 | 1992 | 1993 | 1994 | 1995 | 1996 | 1997 | 1998 | 1999 |
| 2000 | 2001 | 2002 | 2003 | 2004 | 2005 | 2006 | 2007 | 2008 | 2009 |
| 2010 | 2011 | 2012 | 2013 | 2014 | 2015 | 2016 | 2017 | 2018 | 2019 |
| | | | | | | WEST | | | |
| | | | | | | EAST | | | |

| No. | Name | Label | Survey period | Survey frequency |
|-----|------|-------|---------------|------------------|
|-----|------|-------|---------------|------------------|

3.4.238) **han_invest_nj** total investment next year East and West since 11/2015

Wording of question

| <p>11/2015</p> <p>Investments and revenue</p> <p>1) In the next year (20ZZ* compared to 20XX**) our investments will likely</p> <table style="width: 100%; border-collapse: collapse;"> <thead> <tr> <th style="width: 60%;"></th> <th style="text-align: center;">Total investments</th> </tr> </thead> <tbody> <tr> <td>increase [1]</td> <td style="text-align: center;"><input type="text"/></td> </tr> <tr> <td>not change [2]</td> <td style="text-align: center;"><input type="text"/></td> </tr> <tr> <td>decrease [3]</td> <td style="text-align: center;"><input type="text"/></td> </tr> </tbody> </table> | | Total investments | increase [1] | <input type="text"/> | not change [2] | <input type="text"/> | decrease [3] | <input type="text"/> | <p>Further information</p> <p>*20ZZ means next year e.g.: If the question was posed in 2015: 20ZZ=2016</p> <p>**20XX means current year e.g.: If the question was posed in 2015: 20XX=2015</p> |
|--|----------------------|-------------------|--------------|----------------------|----------------|----------------------|--------------|----------------------|---|
| | Total investments | | | | | | | | |
| increase [1] | <input type="text"/> | | | | | | | | |
| not change [2] | <input type="text"/> | | | | | | | | |
| decrease [3] | <input type="text"/> | | | | | | | | |

| | | | | | | | | | |
|------------------------------|------|------|------|------|------|------|------|------|------|
| Time span of variable | | | | | | | | | |
| 1980 | 1981 | 1982 | 1983 | 1984 | 1985 | 1986 | 1987 | 1988 | 1989 |
| 1990 | 1991 | 1992 | 1993 | 1994 | 1995 | 1996 | 1997 | 1998 | 1999 |
| 2000 | 2001 | 2002 | 2003 | 2004 | 2005 | 2006 | 2007 | 2008 | 2009 |
| 2010 | 2011 | 2012 | 2013 | 2014 | 2015 | 2016 | 2017 | 2018 | 2019 |
| | | | | | | WEST | | | |
| | | | | | | EAST | | | |

| No. | Name | Label | Survey period | Survey frequency |
|-----|------|-------|---------------|------------------|
|-----|------|-------|---------------|------------------|

3.4.239) **han_latecomer** N=latecomer West 01/1990 to 03/2004 monthly survey

| | | | | | | | | | | | | | | | | | | | | | | | | | | | | | | | | | | | | | | | | | | | | | | | | | | | |
|--|------|------|------|------|------|------|------|------|------|------|------|--|--|--|--|--|--|--|--|--|------|------|------|------|------|------|------|------|------|------|------|--|--|--|--|--|--|--|--|--|------|------|------|------|------|------|------|------|------|------|--|
| <table border="1"> <tr> <td>1990</td><td>1991</td><td>1992</td><td>1993</td><td>1994</td><td>1995</td><td>1996</td><td>1997</td><td>1998</td><td>1999</td> </tr> <tr> <td colspan="10" style="background-color: #003366; color: white;">WEST</td> </tr> <tr> <td>2000</td><td>2001</td><td>2002</td><td>2003</td><td>2004</td><td>2005</td><td>2006</td><td>2007</td><td>2008</td><td>2009</td> </tr> <tr> <td colspan="5" style="background-color: #003366; color: white;">WEST</td> <td colspan="5"></td> </tr> <tr> <td>2010</td><td>2011</td><td>2012</td><td>2013</td><td>2014</td><td>2015</td><td>2016</td><td>2017</td><td>2018</td><td>2019</td> </tr> </table> | 1990 | 1991 | 1992 | 1993 | 1994 | 1995 | 1996 | 1997 | 1998 | 1999 | WEST | | | | | | | | | | 2000 | 2001 | 2002 | 2003 | 2004 | 2005 | 2006 | 2007 | 2008 | 2009 | WEST | | | | | | | | | | 2010 | 2011 | 2012 | 2013 | 2014 | 2015 | 2016 | 2017 | 2018 | 2019 | <p>Further information</p> <p>Latecomer</p> <p>[N]</p> <p>Questionnaires that arrived at the ifo-institute after the target date for the evaluation</p> |
| 1990 | 1991 | 1992 | 1993 | 1994 | 1995 | 1996 | 1997 | 1998 | 1999 | | | | | | | | | | | | | | | | | | | | | | | | | | | | | | | | | | | | | | | | | | |
| WEST | | | | | | | | | | | | | | | | | | | | | | | | | | | | | | | | | | | | | | | | | | | | | | | | | | | |
| 2000 | 2001 | 2002 | 2003 | 2004 | 2005 | 2006 | 2007 | 2008 | 2009 | | | | | | | | | | | | | | | | | | | | | | | | | | | | | | | | | | | | | | | | | | |
| WEST | | | | | | | | | | | | | | | | | | | | | | | | | | | | | | | | | | | | | | | | | | | | | | | | | | | |
| 2010 | 2011 | 2012 | 2013 | 2014 | 2015 | 2016 | 2017 | 2018 | 2019 | | | | | | | | | | | | | | | | | | | | | | | | | | | | | | | | | | | | | | | | | | |

| | | | | | |
|--|--|--|--|--|--|
| | | | | | |
|--|--|--|--|--|--|

| No. | Name | Label | Survey period | Survey frequency |
|-----|------|-------|---------------|------------------|
|-----|------|-------|---------------|------------------|

| | | | | |
|----------|------------|-----------------|-----------------------|------|
| 3.4.240) | han_minim1 | minimum wage q1 | East and West 11/2014 | once |
|----------|------------|-----------------|-----------------------|------|

Wording of question

| | |
|--|---------------------|
| 11/2014 | Further information |
| <p>1. 01/01/2015 the general minimum wage policy will be implemented. Is your company affected by this?</p> <p><input type="checkbox"/> yes[1] <input type="checkbox"/> no[2]</p> | |

Time span of variable

| | | | | | | | | | |
|------|------|------|------|------|------|------|------|------|------|
| 2000 | 2001 | 2002 | 2003 | 2004 | 2005 | 2006 | 2007 | 2008 | 2009 |
| 2010 | 2011 | 2012 | 2013 | 2014 | 2015 | 2016 | 2017 | 2018 | 2019 |
| | | | | WEST | | | | | |
| | | | | EAST | | | | | |

| No. | Name | Label | Survey period | Survey frequency |
|-----|------|-------|---------------|------------------|
|-----|------|-------|---------------|------------------|

| | | | | |
|----------|------------|-----------------|-----------------------|------|
| 3.4.241) | han_minim2 | minimum wage q2 | East and West 11/2014 | once |
|----------|------------|-----------------|-----------------------|------|

Wording of question

| | |
|---|---------------------|
| 11/2014 | Further information |
| <p>01/01/2015 the general minimum wage policy will be implemented. Is your company affected by this?</p> <p><input type="checkbox"/> yes <input type="checkbox"/> no</p> <p>2. If yes: With which measures will you likely react to the minimum wage?</p> <p><input type="checkbox"/> [1] No measures necessary or scheduled</p> | |

Time span of variable

| | | | | | | | | | |
|------|------|------|------|------|------|------|------|------|------|
| 2000 | 2001 | 2002 | 2003 | 2004 | 2005 | 2006 | 2007 | 2008 | 2009 |
| 2010 | 2011 | 2012 | 2013 | 2014 | 2015 | 2016 | 2017 | 2018 | 2019 |
| | | | | WEST | | | | | |
| | | | | EAST | | | | | |

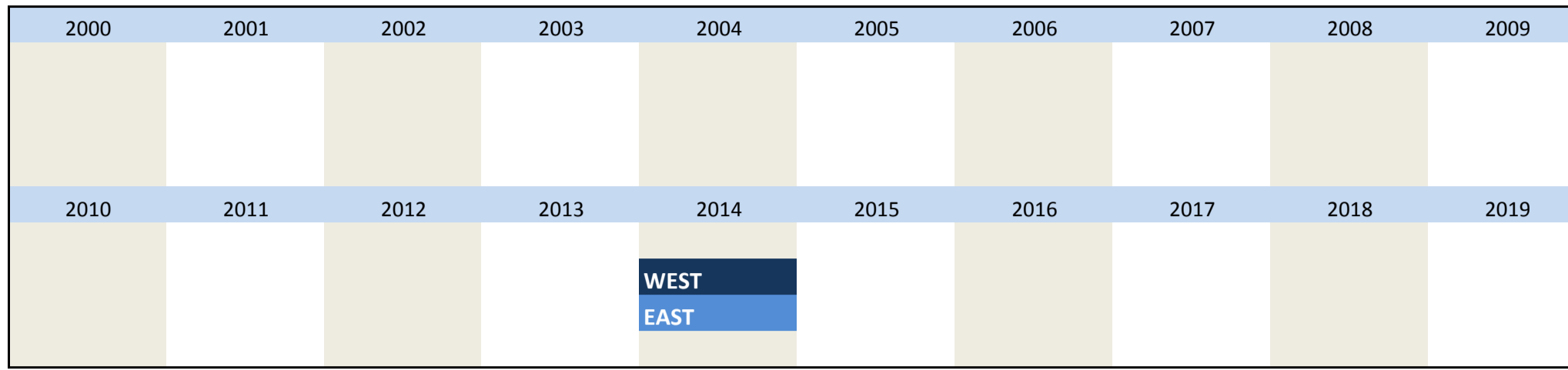
| No. | Name | Label | Survey period | Survey frequency |
|-----|------|-------|---------------|------------------|
|-----|------|-------|---------------|------------------|

| | | | | |
|----------|------------|-----------------|-----------------------|------|
| 3.4.242) | han_minim3 | minimum wage q3 | East and West 11/2014 | once |
|----------|------------|-----------------|-----------------------|------|

Wording of question

| | |
|---|---------------------|
| 11/2014 | Further information |
| <p>01/01/2015 the general minimum wage policy will be implemented. Is your company affected by this?</p> <p><input type="checkbox"/> yes <input type="checkbox"/> no</p> <p>2. If yes: With which measures will you likely react to the minimum wage?</p> <p><input type="checkbox"/> [1] personnel cuts</p> | |

Time span of variable

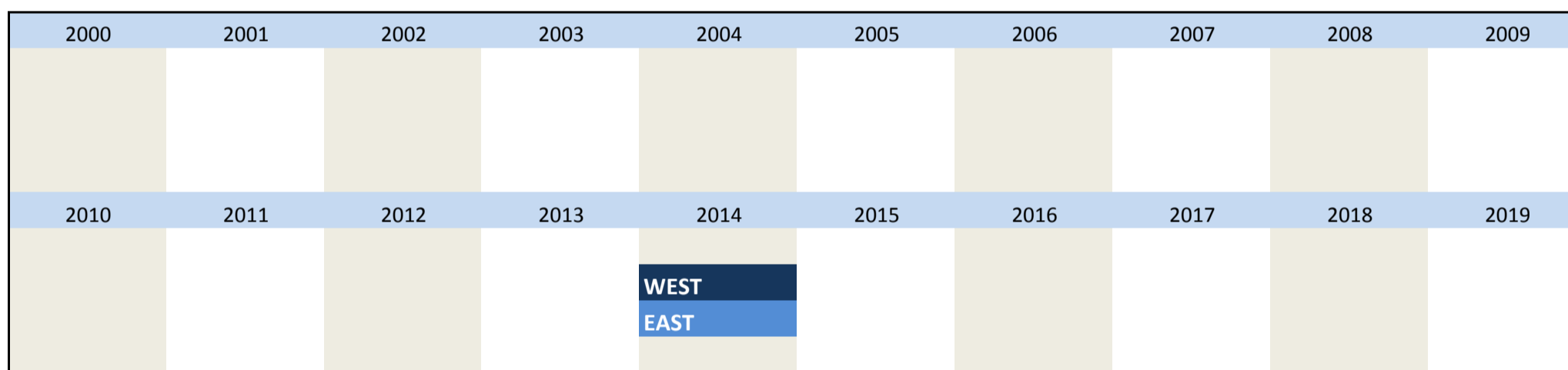


| No. | Name | Label | Survey period | Survey frequency |
|----------|------------|-----------------|-----------------------|------------------|
| 3.4.243) | han_minim4 | minimum wage q4 | East and West 11/2014 | once |

Wording of question

| Wording of question | Further information |
|--|---------------------|
| <p>11/2014</p> <p>01/01/2015 the general minimum wage policy will be implemented. Is your company affected by this?</p> <p><input type="checkbox"/> yes <input type="checkbox"/> no</p> <p>2. If yes: With which measures will you likely react to the minimum wage?</p> <p><input type="text"/> [1] reduction of working hours</p> | |

Time span of variable

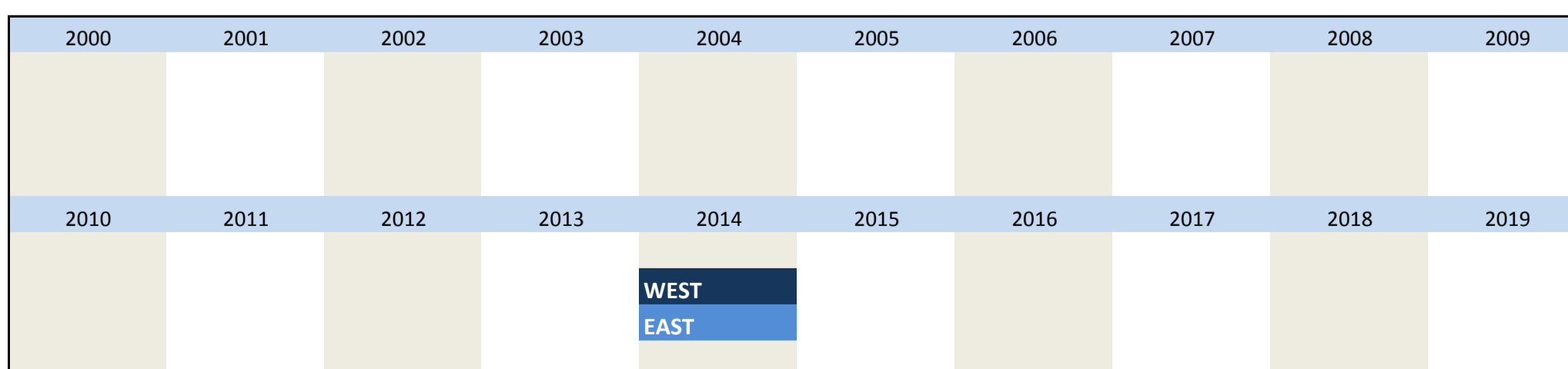


| No. | Name | Label | Survey period | Survey frequency |
|----------|------------|-----------------|-----------------------|------------------|
| 3.4.244) | han_minim5 | minimum wage q5 | East and West 11/2014 | once |

Wording of question

| Wording of question | Further information |
|--|---------------------|
| <p>11/2014</p> <p>01/01/2015 the general minimum wage policy will be implemented. Is your company affected by this?</p> <p><input type="checkbox"/> yes <input type="checkbox"/> no</p> <p>2. If yes: With which measures will you likely react to the minimum wage?</p> <p><input type="text"/> [1] increase in prices</p> | |

Time span of variable



| No. | Name | Label | Survey period | Survey frequency |
|-----|------|-------|---------------|------------------|
|-----|------|-------|---------------|------------------|

3.4.245) han_minim6 minimum wage q6

East and West 11/2014

once

Wording of question

| | |
|---|---------------------|
| <p>11/2014</p> <p>01/01/2015 the general minimum wage policy will be implemented. Is your company affected by this?</p> <p><input type="checkbox"/> yes <input type="checkbox"/> no</p> <p>2. If yes: With which measures will you likely react to the minimum wage?</p> <p><input type="checkbox"/> [1] reduction of investment</p> | Further information |
|---|---------------------|

Time span of variable

| | | | | | | | | | |
|------|------|------|------|------|------|------|------|------|------|
| 2000 | 2001 | 2002 | 2003 | 2004 | 2005 | 2006 | 2007 | 2008 | 2009 |
| 2010 | 2011 | 2012 | 2013 | 2014 | 2015 | 2016 | 2017 | 2018 | 2019 |
| | | | | WEST | | | | | |
| | | | | EAST | | | | | |

| No. | Name | Label | Survey period | Survey frequency |
|-----|------|-------|---------------|------------------|
|-----|------|-------|---------------|------------------|

3.4.246) han_minim7 minimum wage q7

East and West 11/2014

once

Wording of question

| | |
|---|---------------------|
| <p>11/2014</p> <p>01/01/2015 the general minimum wage policy will be implemented. Is your company affected by this?</p> <p><input type="checkbox"/> yes <input type="checkbox"/> no</p> <p>2. If yes: With which measures will you likely react to the minimum wage?</p> <p><input type="checkbox"/> [1] reduction of special payments</p> | Further information |
|---|---------------------|

Time span of variable

| | | | | | | | | | |
|------|------|------|------|------|------|------|------|------|------|
| 2000 | 2001 | 2002 | 2003 | 2004 | 2005 | 2006 | 2007 | 2008 | 2009 |
| 2010 | 2011 | 2012 | 2013 | 2014 | 2015 | 2016 | 2017 | 2018 | 2019 |
| | | | | WEST | | | | | |
| | | | | EAST | | | | | |

| No. | Name | Label | Survey period | Survey frequency |
|-----|------|-------|---------------|------------------|
|-----|------|-------|---------------|------------------|

3.4.247) han_minim8 minimum wage q8

East and West 11/2014

once

Wording of question

| | |
|---|---------------------|
| <p>11/2014</p> <p>01/01/2015 the general minimum wage policy will be implemented. Is your company affected by this?</p> <p><input type="checkbox"/> yes <input type="checkbox"/> no</p> <p>2. If yes: With which measures will you likely react to the minimum wage?</p> <p><input type="checkbox"/> [1] other</p> | Further information |
|---|---------------------|

Time span of variable

| | | | | | | | | | |
|------|------|------|------|------|------|------|------|------|------|
| 2000 | 2001 | 2002 | 2003 | 2004 | 2005 | 2006 | 2007 | 2008 | 2009 |
| 2010 | 2011 | 2012 | 2013 | 2014 | 2015 | 2016 | 2017 | 2018 | 2019 |

WEST
EAST

| No. | Name | Label | Survey period | Survey frequency |
|-----|------|-------|---------------|------------------|
|-----|------|-------|---------------|------------------|

3.4.248) han_minim_post1 affected by minimum wage East and West 03/2016 once

Wording of question

| | |
|---|----------------------|
| 03/2016 | Further information |
| 01.01.2015 the universal minimum wage was implemented. Is your company affected by this regulation? | |
| [1] yes | [2] no |
| <input type="text"/> | <input type="text"/> |

Time span of variable

| | | | | | | | | | |
|------|------|------|------|------|------|------|------|------|------|
| 1980 | 1981 | 1982 | 1983 | 1984 | 1985 | 1986 | 1987 | 1988 | 1989 |
| 1990 | 1991 | 1992 | 1993 | 1994 | 1995 | 1996 | 1997 | 1998 | 1999 |
| 2000 | 2001 | 2002 | 2003 | 2004 | 2005 | 2006 | 2007 | 2008 | 2009 |
| 2010 | 2011 | 2012 | 2013 | 2014 | 2015 | 2016 | 2017 | 2018 | 2019 |

WEST
EAST

| No. | Name | Label | Survey period | Survey frequency |
|-----|------|-------|---------------|------------------|
|-----|------|-------|---------------|------------------|

3.4.249) han_minim_post2 no minimum wage measures East and West 03/2016 once

Wording of question

| | |
|---|--------------------------|
| 03/2016 | Further information |
| 01.01.2015 the universal minimum wage was implemented. Is your company affected by this regulation? | |
| If yes, What measures did you utilize? | |
| none | <input type="text"/> [1] |

Time span of variable

| | | | | | | | | | |
|------|------|------|------|------|------|------|------|------|------|
| 1980 | 1981 | 1982 | 1983 | 1984 | 1985 | 1986 | 1987 | 1988 | 1989 |
| 1990 | 1991 | 1992 | 1993 | 1994 | 1995 | 1996 | 1997 | 1998 | 1999 |
| 2000 | 2001 | 2002 | 2003 | 2004 | 2005 | 2006 | 2007 | 2008 | 2009 |
| 2010 | 2011 | 2012 | 2013 | 2014 | 2015 | 2016 | 2017 | 2018 | 2019 |

WEST
EAST

| No. | Name | Label | Survey period | Survey frequency |
|-----|------|-------|---------------|------------------|
|-----|------|-------|---------------|------------------|

3.4.250) han_minim_post3 measures: employee reduction East and West 03/2016 once

Wording of question

| |
|---------------------|
| Further information |
|---------------------|

03/2016

01.01.2015 the universal minimum wage was implemented. Is your company affected by this regulation?
If yes,
 What measures did you utilize?

employee reduction [1]

Time span of variable

| | | | | | | | | | |
|------|------|------|------|------|------|------|------|------|------|
| 1980 | 1981 | 1982 | 1983 | 1984 | 1985 | 1986 | 1987 | 1988 | 1989 |
| 1990 | 1991 | 1992 | 1993 | 1994 | 1995 | 1996 | 1997 | 1998 | 1999 |
| 2000 | 2001 | 2002 | 2003 | 2004 | 2005 | 2006 | 2007 | 2008 | 2009 |
| 2010 | 2011 | 2012 | 2013 | 2014 | 2015 | 2016 | 2017 | 2018 | 2019 |
| | | | | | | WEST | | | |
| | | | | | | EAST | | | |

| No. | Name | Label | Survey period | Survey frequency |
|-----|------|-------|---------------|------------------|
|-----|------|-------|---------------|------------------|

| | | | | |
|----------|-----------------|----------------------------------|-----------------------|------|
| 3.4.251) | han_minim_post4 | measures: working hour reduction | East and West 03/2016 | once |
|----------|-----------------|----------------------------------|-----------------------|------|

Wording of question

03/2016

01.01.2015 the universal minimum wage was implemented. Is your company affected by this regulation?
If yes,
 What measures did you utilize?

working hour reduction [1]

Further information

Time span of variable

| | | | | | | | | | |
|------|------|------|------|------|------|------|------|------|------|
| 1980 | 1981 | 1982 | 1983 | 1984 | 1985 | 1986 | 1987 | 1988 | 1989 |
| 1990 | 1991 | 1992 | 1993 | 1994 | 1995 | 1996 | 1997 | 1998 | 1999 |
| 2000 | 2001 | 2002 | 2003 | 2004 | 2005 | 2006 | 2007 | 2008 | 2009 |
| 2010 | 2011 | 2012 | 2013 | 2014 | 2015 | 2016 | 2017 | 2018 | 2019 |
| | | | | | | WEST | | | |
| | | | | | | EAST | | | |

| No. | Name | Label | Survey period | Survey frequency |
|-----|------|-------|---------------|------------------|
|-----|------|-------|---------------|------------------|

| | | | | |
|----------|-----------------|----------------------------|-----------------------|------|
| 3.4.252) | han_minim_post5 | measures: increased prices | East and West 03/2016 | once |
|----------|-----------------|----------------------------|-----------------------|------|

Wording of question

03/2016

01.01.2015 the universal minimum wage was implemented. Is your company affected by this regulation?
If yes,
 What measures did you utilize?

increased prices [1]

Further information

Time span of variable

| | | | | | | | | | |
|------|------|------|------|------|------|------|------|------|------|
| 1980 | 1981 | 1982 | 1983 | 1984 | 1985 | 1986 | 1987 | 1988 | 1989 |
| 1990 | 1991 | 1992 | 1993 | 1994 | 1995 | 1996 | 1997 | 1998 | 1999 |
| 2000 | 2001 | 2002 | 2003 | 2004 | 2005 | 2006 | 2007 | 2008 | 2009 |
| 2010 | 2011 | 2012 | 2013 | 2014 | 2015 | 2016 | 2017 | 2018 | 2019 |

| | | | | | |
|--|--|--|--|--------------|--|
| | | | | WEST EAST | |
|--|--|--|--|--------------|--|

| No. | Name | Label | Survey period | Survey frequency |
|----------|-----------------|--------------------------------|-----------------------|------------------|
| 3.4.253) | han_minim_post6 | measures: decreased investment | East and West 03/2016 | once |

Wording of question

| | |
|--|---------------------|
| 03/2016 | Further information |
| 01.01.2015 the universal minimum wage was implemented. Is your company affected by this regulation? If yes, What measures did you utilize? | |
| decreased investment <input type="text"/> [1] | |

Time span of variable

| | | | | | | | | | |
|------|------|------|------|------|--------------|------|------|------|------|
| 1980 | 1981 | 1982 | 1983 | 1984 | 1985 | 1986 | 1987 | 1988 | 1989 |
| 1990 | 1991 | 1992 | 1993 | 1994 | 1995 | 1996 | 1997 | 1998 | 1999 |
| 2000 | 2001 | 2002 | 2003 | 2004 | 2005 | 2006 | 2007 | 2008 | 2009 |
| 2010 | 2011 | 2012 | 2013 | 2014 | 2015 | 2016 | 2017 | 2018 | 2019 |
| | | | | | WEST EAST | | | | |

| No. | Name | Label | Survey period | Survey frequency |
|----------|-----------------|--------------------------------------|-----------------------|------------------|
| 3.4.254) | han_minim_post7 | measures: decreased special payments | East and West 03/2016 | once |

Wording of question

| | |
|--|---------------------|
| 03/2016 | Further information |
| 01.01.2015 the universal minimum wage was implemented. Is your company affected by this regulation? If yes, What measures did you utilize? | |
| decreased special payments <input type="text"/> [1] | |

Time span of variable

| | | | | | | | | | |
|------|------|------|------|------|--------------|------|------|------|------|
| 1980 | 1981 | 1982 | 1983 | 1984 | 1985 | 1986 | 1987 | 1988 | 1989 |
| 1990 | 1991 | 1992 | 1993 | 1994 | 1995 | 1996 | 1997 | 1998 | 1999 |
| 2000 | 2001 | 2002 | 2003 | 2004 | 2005 | 2006 | 2007 | 2008 | 2009 |
| 2010 | 2011 | 2012 | 2013 | 2014 | 2015 | 2016 | 2017 | 2018 | 2019 |
| | | | | | WEST EAST | | | | |

| No. | Name | Label | Survey period | Survey frequency |
|----------|-----------------|---------------|-----------------------|------------------|
| 3.4.255) | han_minim_post8 | less minijobs | East and West 03/2016 | once |

Wording of question

| | |
|---|---------------------|
| 03/2016 | Further information |
| 01.01.2015 the universal minimum wage was implemented. Is your company affected by this regulation? Has there been a change in employment in your company? | |
| less minijobs <input type="text"/> [1] | |

Time span of variable

| | | | | | | | | | |
|------|------|------|------|------|------|------|------|------|------|
| 1980 | 1981 | 1982 | 1983 | 1984 | 1985 | 1986 | 1987 | 1988 | 1989 |
|------|------|------|------|------|------|------|------|------|------|

| | | | | | | | | | |
|------|------|------|------|------|------|--------------|------|------|------|
| 1990 | 1991 | 1992 | 1993 | 1994 | 1995 | 1996 | 1997 | 1998 | 1999 |
| 2000 | 2001 | 2002 | 2003 | 2004 | 2005 | 2006 | 2007 | 2008 | 2009 |
| 2010 | 2011 | 2012 | 2013 | 2014 | 2015 | 2016 | 2017 | 2018 | 2019 |
| | | | | | | WEST EAST | | | |

| No. | Name | Label | Survey period | Survey frequency |
|----------|-----------------|--|-----------------------|------------------|
| 3.4.256) | han_minim_post9 | minijobs transformed into insurable employment | East and West 03/2016 | once |

Wording of question

| | | | |
|--|---|-----|--|
| 03/2016 | Further information | | |
| 01.01.2015 the universal minimum wage was implemented. Is your company affected by this regulation? | | | |
| Has there been a change in employment in your company? | | | |
| <table border="1"> <tr> <td>minijobs were transformed into insurable employment</td> <td>[1]</td> </tr> </table> | minijobs were transformed into insurable employment | [1] | |
| minijobs were transformed into insurable employment | [1] | | |

Time span of variable

| | | | | | | | | | |
|------|------|------|------|------|------|--------------|------|------|------|
| 1980 | 1981 | 1982 | 1983 | 1984 | 1985 | 1986 | 1987 | 1988 | 1989 |
| 1990 | 1991 | 1992 | 1993 | 1994 | 1995 | 1996 | 1997 | 1998 | 1999 |
| 2000 | 2001 | 2002 | 2003 | 2004 | 2005 | 2006 | 2007 | 2008 | 2009 |
| 2010 | 2011 | 2012 | 2013 | 2014 | 2015 | 2016 | 2017 | 2018 | 2019 |
| | | | | | | WEST EAST | | | |

| No. | Name | Label | Survey period | Survey frequency |
|----------|------------------|--------------------------|-----------------------|------------------|
| 3.4.257) | han_minim_post10 | new insurable employment | East and West 03/2016 | once |

Wording of question

| | | | |
|---|--|-----|--|
| 03/2016 | Further information | | |
| 01.01.2015 the universal minimum wage was implemented. Is your company affected by this regulation? | | | |
| Has there been a change in employment in your company? | | | |
| <table border="1"> <tr> <td>new insurable employment was generated</td> <td>[1]</td> </tr> </table> | new insurable employment was generated | [1] | |
| new insurable employment was generated | [1] | | |

Time span of variable

| | | | | | | | | | |
|------|------|------|------|------|------|--------------|------|------|------|
| 1980 | 1981 | 1982 | 1983 | 1984 | 1985 | 1986 | 1987 | 1988 | 1989 |
| 1990 | 1991 | 1992 | 1993 | 1994 | 1995 | 1996 | 1997 | 1998 | 1999 |
| 2000 | 2001 | 2002 | 2003 | 2004 | 2005 | 2006 | 2007 | 2008 | 2009 |
| 2010 | 2011 | 2012 | 2013 | 2014 | 2015 | 2016 | 2017 | 2018 | 2019 |
| | | | | | | WEST EAST | | | |

| No. | Name | Label | Survey period | Survey frequency |
|----------|------------------|---|-----------------------|------------------|
| 3.4.258) | han_minim_post11 | employment relationships did not change | East and West 03/2016 | once |

Wording of question

| | |
|--|---------------------|
| 03/2016 01.01.2015 the universal minimum wage was implemented. Is your company affected by this regulation? Has there been a change in employment in your company? <div style="border: 1px solid black; padding: 5px; display: inline-block;"> employment relationships did not change </div> <div style="border: 1px solid black; padding: 5px; display: inline-block; margin-left: 20px;"> [1] </div> | Further information |
|--|---------------------|

Time span of variable

| | | | | | | | | | |
|------|------|------|------|------|------|------|------|------|------|
| 1980 | 1981 | 1982 | 1983 | 1984 | 1985 | 1986 | 1987 | 1988 | 1989 |
| 1990 | 1991 | 1992 | 1993 | 1994 | 1995 | 1996 | 1997 | 1998 | 1999 |
| 2000 | 2001 | 2002 | 2003 | 2004 | 2005 | 2006 | 2007 | 2008 | 2009 |
| 2010 | 2011 | 2012 | 2013 | 2014 | 2015 | 2016 | 2017 | 2018 | 2019 |
| | | | | | WEST | EAST | | | |

| No. | Name | Label | Survey period | Survey frequency |
|-----|------|-------|---------------|------------------|
|-----|------|-------|---------------|------------------|

| | | | | |
|----------|---------------------|---------------------|-------------------------|----------------|
| 3.4.259) | han_questpercansw31 | % to busvolm higher | West 01/1990 to 01/2002 | monthly survey |
|----------|---------------------|---------------------|-------------------------|----------------|

Time span of variable

| | | | | | | | | | |
|------|------|------|------|------|------|------|------|------|------|
| 1990 | 1991 | 1992 | 1993 | 1994 | 1995 | 1996 | 1997 | 1998 | 1999 |
| WEST | | | | | | | | | |
| 2000 | 2001 | 2002 | 2003 | 2004 | 2005 | 2006 | 2007 | 2008 | 2009 |
| WEST | | | | | | | | | |

Further information

Percentage of department stores whose business volume is "higher" than previous month

see 2.3) busvolm

| No. | Name | Label | Survey period | Survey frequency |
|-----|------|-------|---------------|------------------|
|-----|------|-------|---------------|------------------|

| | | | | |
|----------|---------------------|-----------------------------------|-------------------------|----------------|
| 3.4.260) | han_questpercansw32 | % to busvolm as high as last year | West 01/1990 to 01/2002 | monthly survey |
|----------|---------------------|-----------------------------------|-------------------------|----------------|

Time span of variable

| | | | | | | | | | |
|------|------|------|------|------|------|------|------|------|------|
| 1990 | 1991 | 1992 | 1993 | 1994 | 1995 | 1996 | 1997 | 1998 | 1999 |
| WEST | | | | | | | | | |
| 2000 | 2001 | 2002 | 2003 | 2004 | 2005 | 2006 | 2007 | 2008 | 2009 |
| WEST | | | | | | | | | |

Further information

Percentage of department stores whose business volume is "about the same" compared to previous month

see 2.3) busvolm

| No. | Name | Label | Survey period | Survey frequency |
|-----|------|-------|---------------|------------------|
|-----|------|-------|---------------|------------------|

| | | | | |
|----------|---------------------|--------------------|-------------------------|----------------|
| 3.4.261) | han_questpercansw33 | % to busvolm lower | West 01/1990 to 01/2002 | monthly survey |
|----------|---------------------|--------------------|-------------------------|----------------|

Time span of variable

| | | | | | | | | | |
|------|------|------|------|------|------|------|------|------|------|
| 1990 | 1991 | 1992 | 1993 | 1994 | 1995 | 1996 | 1997 | 1998 | 1999 |
| WEST | | | | | | | | | |
| 2000 | 2001 | 2002 | 2003 | 2004 | 2005 | 2006 | 2007 | 2008 | 2009 |
| WEST | | | | | | | | | |

Further information

Percentage of department stores whose business volume is "lower" than previous month

see 2.3) busvolm

| No. | Name | Label | Survey period | Survey frequency |
|-----|------|-------|---------------|------------------|
|-----|------|-------|---------------|------------------|

3.4.262) han_ref1 refugees question 1

East and West 10/2015

once

Wording of question

| | |
|---|----------------------------|
| <p>10/2015</p> <p>1. How large do you assess the potential of asylum seekers to be employed in the following positions?</p> <p style="text-align: center;">[1] small [2] large</p> <p>trainees <input type="text"/> <input type="text"/></p> | <p>Further Information</p> |
|---|----------------------------|

Time span of variable

| | | | | | | | | | |
|------|------|------|------|------|------|------|------|------|------|
| 1980 | 1981 | 1982 | 1983 | 1984 | 1985 | 1986 | 1987 | 1988 | 1989 |
| 1990 | 1991 | 1992 | 1993 | 1994 | 1995 | 1996 | 1997 | 1998 | 1999 |
| 2000 | 2001 | 2002 | 2003 | 2004 | 2005 | 2006 | 2007 | 2008 | 2009 |
| 2010 | 2011 | 2012 | 2013 | 2014 | 2015 | 2016 | 2017 | 2018 | 2019 |
| | | | | | WEST | | | | |
| | | | | | EAST | | | | |

| No. | Name | Label | Survey period | Survey frequency |
|-----|------|-------|---------------|------------------|
|-----|------|-------|---------------|------------------|

3.4.263) han_ref2 refugees question 2

East and West 10/2015

once

Wording of question

| | |
|--|----------------------------|
| <p>10/2015</p> <p>1. How large do you assess the potential of asylum seekers to be employed in the following positions?</p> <p style="text-align: center;">[1] small [2] large</p> <p>unskilled aid workers <input type="text"/> <input type="text"/></p> | <p>Further Information</p> |
|--|----------------------------|

Time span of variable

| | | | | | | | | | |
|------|------|------|------|------|------|------|------|------|------|
| 1980 | 1981 | 1982 | 1983 | 1984 | 1985 | 1986 | 1987 | 1988 | 1989 |
| 1990 | 1991 | 1992 | 1993 | 1994 | 1995 | 1996 | 1997 | 1998 | 1999 |
| 2000 | 2001 | 2002 | 2003 | 2004 | 2005 | 2006 | 2007 | 2008 | 2009 |
| 2010 | 2011 | 2012 | 2013 | 2014 | 2015 | 2016 | 2017 | 2018 | 2019 |
| | | | | | WEST | | | | |
| | | | | | EAST | | | | |

| No. | Name | Label | Survey period | Survey frequency |
|-----|------|-------|---------------|------------------|
|-----|------|-------|---------------|------------------|

3.4.264) han_ref3 refugees question 3

East and West 10/2015

once

Wording of question

| | |
|--|----------------------------|
| <p>10/2015</p> <p>1. How large do you assess the potential of asylum seekers to be employed in the following positions?</p> <p style="text-align: center;">[1] small [2] large</p> <p>skilled workers <input type="text"/> <input type="text"/></p> | <p>Further Information</p> |
|--|----------------------------|

Time span of variable

| | | | | | | | | | |
|------|------|------|------|------|------|------|------|------|------|
| 1980 | 1981 | 1982 | 1983 | 1984 | 1985 | 1986 | 1987 | 1988 | 1989 |
| 1990 | 1991 | 1992 | 1993 | 1994 | 1995 | 1996 | 1997 | 1998 | 1999 |
| 2000 | 2001 | 2002 | 2003 | 2004 | 2005 | 2006 | 2007 | 2008 | 2009 |

| | | | | | | | | | | |
|------|------|------|------|------|------|------|------|------|------|--|
| | | | | | | | | | | |
| 2010 | 2011 | 2012 | 2013 | 2014 | 2015 | 2016 | 2017 | 2018 | 2019 | |
| | | | | | WEST | | | | | |
| | | | | | EAST | | | | | |

| No. | Name | Label | Survey period | Survey frequency |
|----------|----------|---------------------|-----------------------|------------------|
| 3.4.265) | han_ref4 | refugees question 4 | East and West 10/2015 | once |

Wording of question

| | |
|--|---------------------|
| 10/2015 | Further Information |
| 1. How large do you assess the potential of asylum seekers to be employed in the following positions? | |
| <p>leading positions</p> <p>[1] small [2] large</p> <p><input type="text"/> <input type="text"/></p> | |

Time span of variable

| | | | | | | | | | | |
|------|------|------|------|------|------|------|------|------|------|--|
| 1980 | 1981 | 1982 | 1983 | 1984 | 1985 | 1986 | 1987 | 1988 | 1989 | |
| 1990 | 1991 | 1992 | 1993 | 1994 | 1995 | 1996 | 1997 | 1998 | 1999 | |
| 2000 | 2001 | 2002 | 2003 | 2004 | 2005 | 2006 | 2007 | 2008 | 2009 | |
| 2010 | 2011 | 2012 | 2013 | 2014 | 2015 | 2016 | 2017 | 2018 | 2019 | |
| | | | | | WEST | | | | | |
| | | | | | EAST | | | | | |

| No. | Name | Label | Survey period | Survey frequency |
|----------|----------|---------------------|-----------------------|------------------|
| 3.4.266) | han_ref5 | refugees question 5 | East and West 10/2015 | once |

Wording of question

| | |
|--|---------------------|
| 10/2015 | Further Information |
| 1. How large do you assess the potential of asylum seekers to be employed in the following positions? | |
| <p>other positions</p> <p>[1] small [2] large</p> <p><input type="text"/> <input type="text"/></p> | |

Time span of variable

| | | | | | | | | | | |
|------|------|------|------|------|------|------|------|------|------|--|
| 1980 | 1981 | 1982 | 1983 | 1984 | 1985 | 1986 | 1987 | 1988 | 1989 | |
| 1990 | 1991 | 1992 | 1993 | 1994 | 1995 | 1996 | 1997 | 1998 | 1999 | |
| 2000 | 2001 | 2002 | 2003 | 2004 | 2005 | 2006 | 2007 | 2008 | 2009 | |
| 2010 | 2011 | 2012 | 2013 | 2014 | 2015 | 2016 | 2017 | 2018 | 2019 | |
| | | | | | WEST | | | | | |
| | | | | | EAST | | | | | |

| No. | Name | Label | Survey period | Survey frequency |
|----------|----------|---------------------|-----------------------|------------------|
| 3.4.267) | han_ref6 | refugees question 6 | East and West 10/2015 | once |

Wording of question

| | |
|---|---------------------|
| 10/2015 | Further Information |
| 2. how much of an obstacle to employing asylum seekers do you consider the following factors to be in your branch: | |
| <p>labor law-related provisions</p> <p>[1] little [2] much</p> <p><input type="text"/> <input type="text"/></p> | |

Time span of variable

| | | | | | | | | | |
|------|------|------|------|------|------|------|------|------|------|
| 1980 | 1981 | 1982 | 1983 | 1984 | 1985 | 1986 | 1987 | 1988 | 1989 |
| 1990 | 1991 | 1992 | 1993 | 1994 | 1995 | 1996 | 1997 | 1998 | 1999 |
| 2000 | 2001 | 2002 | 2003 | 2004 | 2005 | 2006 | 2007 | 2008 | 2009 |
| 2010 | 2011 | 2012 | 2013 | 2014 | 2015 | 2016 | 2017 | 2018 | 2019 |

WEST
EAST

| No. | Name | Label | Survey period | Survey frequency |
|----------|----------|---------------------|-----------------------|------------------|
| 3.4.268) | han_ref7 | refugees question 7 | East and West 10/2015 | once |

Wording of question

| | |
|--|----------------------|
| 10/2015 | Further Information |
| 2. how much of an obstacle to employing asylum seekers do you consider the following factors to be in your branch: | |
| unfit level of qualification | [1] little [2] much |
| <input type="text"/> | <input type="text"/> |

Time span of variable

| | | | | | | | | | |
|------|------|------|------|------|------|------|------|------|------|
| 1980 | 1981 | 1982 | 1983 | 1984 | 1985 | 1986 | 1987 | 1988 | 1989 |
| 1990 | 1991 | 1992 | 1993 | 1994 | 1995 | 1996 | 1997 | 1998 | 1999 |
| 2000 | 2001 | 2002 | 2003 | 2004 | 2005 | 2006 | 2007 | 2008 | 2009 |
| 2010 | 2011 | 2012 | 2013 | 2014 | 2015 | 2016 | 2017 | 2018 | 2019 |

WEST
EAST

| No. | Name | Label | Survey period | Survey frequency |
|----------|----------|---------------------|-----------------------|------------------|
| 3.4.269) | han_ref8 | refugees question 8 | East and West 10/2015 | once |

Wording of question

| | |
|--|----------------------|
| 10/2015 | Further Information |
| 2. how much of an obstacle to employing asylum seekers do you consider the following factors to be in your branch: | |
| minimum wage | [1] little [2] much |
| <input type="text"/> | <input type="text"/> |

Time span of variable

| | | | | | | | | | |
|------|------|------|------|------|------|------|------|------|------|
| 1980 | 1981 | 1982 | 1983 | 1984 | 1985 | 1986 | 1987 | 1988 | 1989 |
| 1990 | 1991 | 1992 | 1993 | 1994 | 1995 | 1996 | 1997 | 1998 | 1999 |
| 2000 | 2001 | 2002 | 2003 | 2004 | 2005 | 2006 | 2007 | 2008 | 2009 |
| 2010 | 2011 | 2012 | 2013 | 2014 | 2015 | 2016 | 2017 | 2018 | 2019 |

WEST
EAST

| No. | Name | Label | Survey period | Survey frequency |
|-----|------|-------|---------------|------------------|
|-----|------|-------|---------------|------------------|

Wording of question

| | |
|---|----------------------------|
| <p>10/2015</p> <p>2. how much of an obstacle to employing asylum seekers do you consider the following factors to be in your branch:</p> <p style="text-align: center;">[1] little [2] much</p> <p>lack of language skills <input type="text"/> <input type="text"/></p> | <p>Further Information</p> |
|---|----------------------------|

Time span of variable

| | | | | | | | | | |
|------|------|------|------|------|------|------|------|------|------|
| 1980 | 1981 | 1982 | 1983 | 1984 | 1985 | 1986 | 1987 | 1988 | 1989 |
| 1990 | 1991 | 1992 | 1993 | 1994 | 1995 | 1996 | 1997 | 1998 | 1999 |
| 2000 | 2001 | 2002 | 2003 | 2004 | 2005 | 2006 | 2007 | 2008 | 2009 |
| 2010 | 2011 | 2012 | 2013 | 2014 | 2015 | 2016 | 2017 | 2018 | 2019 |
| | | | | WEST | | | | | |
| | | | | EAST | | | | | |

| No. | Name | Label | Survey period | Survey frequency |
|-----|------|-------|---------------|------------------|
|-----|------|-------|---------------|------------------|

3.4.271) han_totu total turnover

West von 10/2000 to 10/2005
 East von 10/1998 to 10/2005
 East and West von 11/2006

annual survey, Oct
 annual survey, Oct
 annual survey, Nov

Wording of question

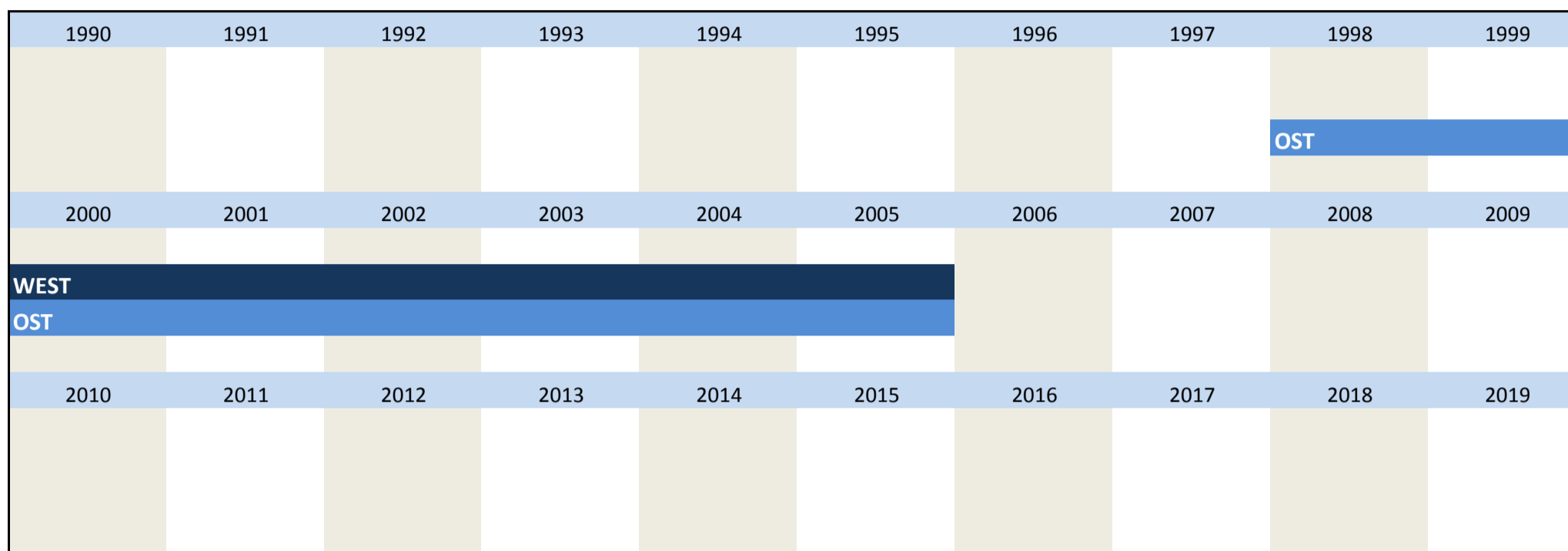
| | | | | | | | | | | | | | | | | | | | | | | | | | | | | |
|--|----------------------|----------------------|-----|-------------------------|----------------------|-----|---------------|----------------------|-----|---------------|----------------------|-----|----------------|----------------------|-----|-----------------|----------------------|-----|------------------|----------------------|-----|-------------------|----------------------|-----|---|----------------------|-----|--|
| <p>West 10/2000</p> <p>Last year our total turnover was</p> <table style="width: 100%;"> <tr><td>less than 1/2 MM DM</td><td><input type="text"/></td><td>[1]</td></tr> <tr><td>1/2 - 1 " "</td><td><input type="text"/></td><td>[2]</td></tr> <tr><td>1 - 2 " "</td><td><input type="text"/></td><td>[3]</td></tr> <tr><td>2 - 5 " "</td><td><input type="text"/></td><td>[4]</td></tr> <tr><td>5 - 10 " "</td><td><input type="text"/></td><td>[5]</td></tr> <tr><td>10 - 50 " "</td><td><input type="text"/></td><td>[6]</td></tr> <tr><td>50 - 100 " "</td><td><input type="text"/></td><td>[7]</td></tr> <tr><td>more than 100 " "</td><td><input type="text"/></td><td>[8]</td></tr> </table> | less than 1/2 MM DM | <input type="text"/> | [1] | 1/2 - 1 " " | <input type="text"/> | [2] | 1 - 2 " " | <input type="text"/> | [3] | 2 - 5 " " | <input type="text"/> | [4] | 5 - 10 " " | <input type="text"/> | [5] | 10 - 50 " " | <input type="text"/> | [6] | 50 - 100 " " | <input type="text"/> | [7] | more than 100 " " | <input type="text"/> | [8] | <p>Further information</p> <p>Total turnover</p> <p>Since October 2001: uniform size class for Eastern and Western Germany</p> <p>This information, which is inquired once a year, is needed for weighting purposes</p> | | | |
| less than 1/2 MM DM | <input type="text"/> | [1] | | | | | | | | | | | | | | | | | | | | | | | | | | |
| 1/2 - 1 " " | <input type="text"/> | [2] | | | | | | | | | | | | | | | | | | | | | | | | | | |
| 1 - 2 " " | <input type="text"/> | [3] | | | | | | | | | | | | | | | | | | | | | | | | | | |
| 2 - 5 " " | <input type="text"/> | [4] | | | | | | | | | | | | | | | | | | | | | | | | | | |
| 5 - 10 " " | <input type="text"/> | [5] | | | | | | | | | | | | | | | | | | | | | | | | | | |
| 10 - 50 " " | <input type="text"/> | [6] | | | | | | | | | | | | | | | | | | | | | | | | | | |
| 50 - 100 " " | <input type="text"/> | [7] | | | | | | | | | | | | | | | | | | | | | | | | | | |
| more than 100 " " | <input type="text"/> | [8] | | | | | | | | | | | | | | | | | | | | | | | | | | |
| <p>East 10/1998 to 10/2000</p> <p>Last year the size range of our revenue (without sales tax) was</p> <table style="width: 100%;"> <tr><td>< 500 000 DM</td><td><input type="text"/></td><td>[1]</td></tr> <tr><td>DM 500 000 to 1 million</td><td><input type="text"/></td><td>[2]</td></tr> <tr><td>1 to < 2 M DM</td><td><input type="text"/></td><td>[3]</td></tr> <tr><td>2 to < 5 M DM</td><td><input type="text"/></td><td>[4]</td></tr> <tr><td>5 to < 10 M DM</td><td><input type="text"/></td><td>[5]</td></tr> <tr><td>10 to < 25 M DM</td><td><input type="text"/></td><td>[6]</td></tr> <tr><td>25 M DM and more</td><td><input type="text"/></td><td>[7]</td></tr> </table> | < 500 000 DM | <input type="text"/> | [1] | DM 500 000 to 1 million | <input type="text"/> | [2] | 1 to < 2 M DM | <input type="text"/> | [3] | 2 to < 5 M DM | <input type="text"/> | [4] | 5 to < 10 M DM | <input type="text"/> | [5] | 10 to < 25 M DM | <input type="text"/> | [6] | 25 M DM and more | <input type="text"/> | [7] | | | | | | | |
| < 500 000 DM | <input type="text"/> | [1] | | | | | | | | | | | | | | | | | | | | | | | | | | |
| DM 500 000 to 1 million | <input type="text"/> | [2] | | | | | | | | | | | | | | | | | | | | | | | | | | |
| 1 to < 2 M DM | <input type="text"/> | [3] | | | | | | | | | | | | | | | | | | | | | | | | | | |
| 2 to < 5 M DM | <input type="text"/> | [4] | | | | | | | | | | | | | | | | | | | | | | | | | | |
| 5 to < 10 M DM | <input type="text"/> | [5] | | | | | | | | | | | | | | | | | | | | | | | | | | |
| 10 to < 25 M DM | <input type="text"/> | [6] | | | | | | | | | | | | | | | | | | | | | | | | | | |
| 25 M DM and more | <input type="text"/> | [7] | | | | | | | | | | | | | | | | | | | | | | | | | | |
| <p>10/2001</p> <p>Last business year our total turnover was (in DM):</p> <table style="width: 100%;"> <tr><td>less than 0,5 M</td><td><input type="text"/></td><td>[1]</td></tr> <tr><td>0.5 - 1.0 "</td><td><input type="text"/></td><td>[2]</td></tr> <tr><td>1.0 - 2.0 "</td><td><input type="text"/></td><td>[3]</td></tr> <tr><td>2.0 - 5.0 "</td><td><input type="text"/></td><td>[4]</td></tr> <tr><td>5.0 - 10.0 M</td><td><input type="text"/></td><td>[5]</td></tr> <tr><td>10.0 - 25.0 "</td><td><input type="text"/></td><td>[6]</td></tr> <tr><td>25.0 - 50.0 "</td><td><input type="text"/></td><td>[7]</td></tr> <tr><td>50.0 - 100.0 "</td><td><input type="text"/></td><td>[8]</td></tr> <tr><td>more than 100 M</td><td><input type="text"/></td><td>[9]</td></tr> </table> | less than 0,5 M | <input type="text"/> | [1] | 0.5 - 1.0 " | <input type="text"/> | [2] | 1.0 - 2.0 " | <input type="text"/> | [3] | 2.0 - 5.0 " | <input type="text"/> | [4] | 5.0 - 10.0 M | <input type="text"/> | [5] | 10.0 - 25.0 " | <input type="text"/> | [6] | 25.0 - 50.0 " | <input type="text"/> | [7] | 50.0 - 100.0 " | <input type="text"/> | [8] | more than 100 M | <input type="text"/> | [9] | |
| less than 0,5 M | <input type="text"/> | [1] | | | | | | | | | | | | | | | | | | | | | | | | | | |
| 0.5 - 1.0 " | <input type="text"/> | [2] | | | | | | | | | | | | | | | | | | | | | | | | | | |
| 1.0 - 2.0 " | <input type="text"/> | [3] | | | | | | | | | | | | | | | | | | | | | | | | | | |
| 2.0 - 5.0 " | <input type="text"/> | [4] | | | | | | | | | | | | | | | | | | | | | | | | | | |
| 5.0 - 10.0 M | <input type="text"/> | [5] | | | | | | | | | | | | | | | | | | | | | | | | | | |
| 10.0 - 25.0 " | <input type="text"/> | [6] | | | | | | | | | | | | | | | | | | | | | | | | | | |
| 25.0 - 50.0 " | <input type="text"/> | [7] | | | | | | | | | | | | | | | | | | | | | | | | | | |
| 50.0 - 100.0 " | <input type="text"/> | [8] | | | | | | | | | | | | | | | | | | | | | | | | | | |
| more than 100 M | <input type="text"/> | [9] | | | | | | | | | | | | | | | | | | | | | | | | | | |
| <p>since 10/2002 to 10/2005, since 11/2006 to 11/2008</p> <p>Last business year our total turnover was (in Euro):</p> <table style="width: 100%;"> <tr><td>less than 0,25 M</td><td><input type="text"/></td><td>[1]</td></tr> <tr><td>0.25 - 0.5 "</td><td><input type="text"/></td><td>[2]</td></tr> <tr><td>0.5 - 1.0 "</td><td><input type="text"/></td><td>[3]</td></tr> <tr><td>1.0 - 2.5 "</td><td><input type="text"/></td><td>[4]</td></tr> <tr><td>2.5 - 5.0 M</td><td><input type="text"/></td><td>[5]</td></tr> <tr><td>5.0 - 12.5 "</td><td><input type="text"/></td><td>[6]</td></tr> <tr><td>12.5 - 25.0 "</td><td><input type="text"/></td><td>[7]</td></tr> <tr><td>25.0 - 50.0 "</td><td><input type="text"/></td><td>[8]</td></tr> <tr><td>more than 50 M</td><td><input type="text"/></td><td>[9]</td></tr> </table> | less than 0,25 M | <input type="text"/> | [1] | 0.25 - 0.5 " | <input type="text"/> | [2] | 0.5 - 1.0 " | <input type="text"/> | [3] | 1.0 - 2.5 " | <input type="text"/> | [4] | 2.5 - 5.0 M | <input type="text"/> | [5] | 5.0 - 12.5 " | <input type="text"/> | [6] | 12.5 - 25.0 " | <input type="text"/> | [7] | 25.0 - 50.0 " | <input type="text"/> | [8] | more than 50 M | <input type="text"/> | [9] | |
| less than 0,25 M | <input type="text"/> | [1] | | | | | | | | | | | | | | | | | | | | | | | | | | |
| 0.25 - 0.5 " | <input type="text"/> | [2] | | | | | | | | | | | | | | | | | | | | | | | | | | |
| 0.5 - 1.0 " | <input type="text"/> | [3] | | | | | | | | | | | | | | | | | | | | | | | | | | |
| 1.0 - 2.5 " | <input type="text"/> | [4] | | | | | | | | | | | | | | | | | | | | | | | | | | |
| 2.5 - 5.0 M | <input type="text"/> | [5] | | | | | | | | | | | | | | | | | | | | | | | | | | |
| 5.0 - 12.5 " | <input type="text"/> | [6] | | | | | | | | | | | | | | | | | | | | | | | | | | |
| 12.5 - 25.0 " | <input type="text"/> | [7] | | | | | | | | | | | | | | | | | | | | | | | | | | |
| 25.0 - 50.0 " | <input type="text"/> | [8] | | | | | | | | | | | | | | | | | | | | | | | | | | |
| more than 50 M | <input type="text"/> | [9] | | | | | | | | | | | | | | | | | | | | | | | | | | |

since 11/2009

Last business year our total turnover was (in Euro):

| | | |
|------------------|--------------------------|------|
| less than 0,25 M | <input type="checkbox"/> | [1] |
| 0.25 - 0.5 | <input type="checkbox"/> | [2] |
| 0.5 - 1.0 | <input type="checkbox"/> | [3] |
| 1.0 - 2.5 | <input type="checkbox"/> | [4] |
| 2.5 - 5.0 | <input type="checkbox"/> | [5] |
| 5.0 - 12.5 M | <input type="checkbox"/> | [6] |
| 12.5 - 25.0 | <input type="checkbox"/> | [7] |
| 25.0 - 50.0 | <input type="checkbox"/> | [8] |
| 50.0 - 1.0 bn | <input type="checkbox"/> | [9] |
| more than 1.0 bn | <input type="checkbox"/> | [10] |

Time span of variable



| No. | Name | Label | Survey period | Survey frequency |
|----------|-------------|-----------------------------|-----------------------------|------------------|
| 3.4.272) | han_turnexp | expected turnover this year | East and West since 05/2015 | |

Wording of question

05/2015

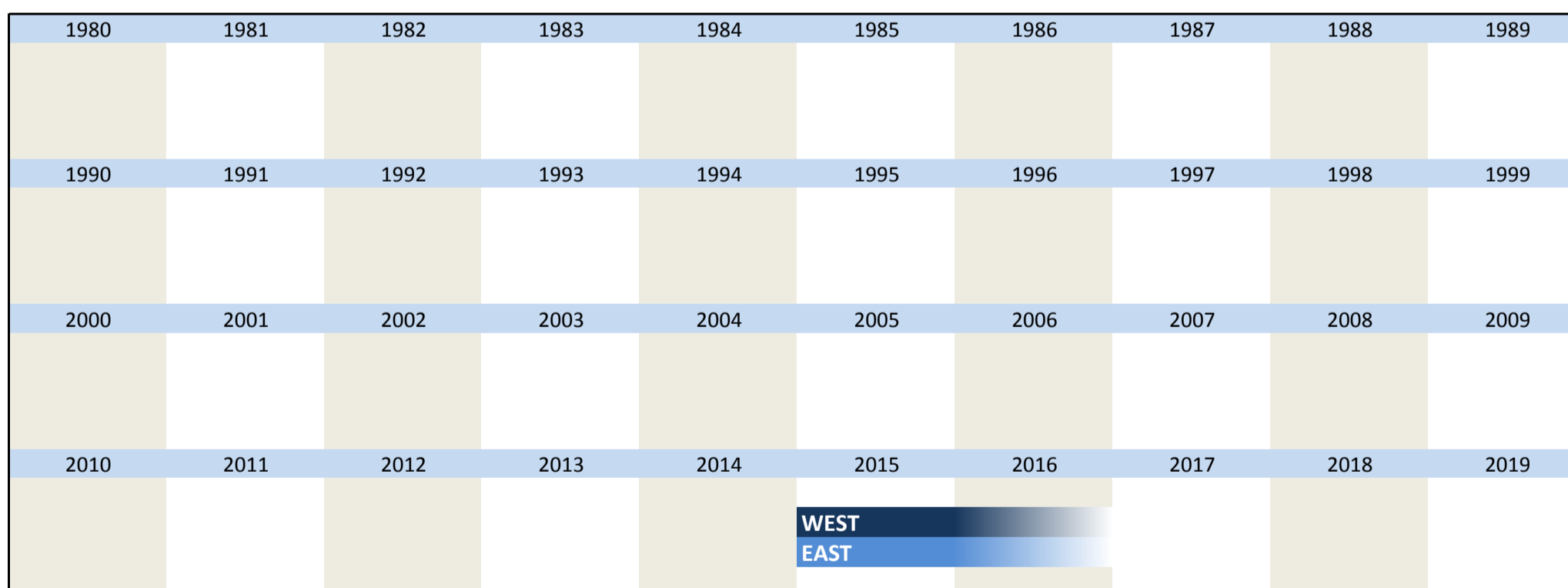
Investments and revenue

3) compared to last year our total revenue this year will likely

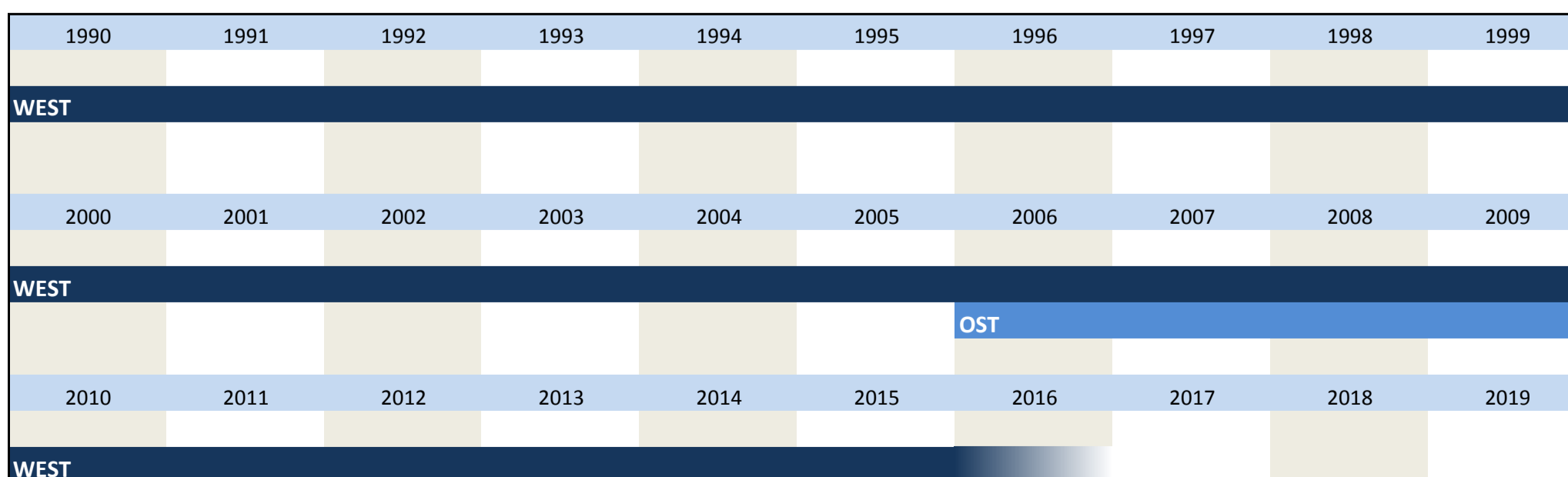
| | |
|----------------|--------------------------|
| increase [1] | <input type="checkbox"/> |
| not change [2] | <input type="checkbox"/> |
| decrease [3] | <input type="checkbox"/> |

Further information

Time span of variable



| No. | Name | Label | Survey period | Survey frequency |
|----------|------------|--------|--|----------------------------------|
| 3.4.273) | han_weight | weight | West 01/1990 to 01/2006 East and West since 02/2006 | monthly survey monthly survey |



Further information

Weight

West 01/1990 to 01/2006
Weight from [1] to [99]

East and West since 02/2006
Weight from [1] to [12]

| |
|-----|
| OST |
|-----|

| No. | Name | Label | Survey period | Survey frequency |
|-----|------|-------|---------------|------------------|
|-----|------|-------|---------------|------------------|

| | | | | |
|----------|--------------|-----------------|--|----------------------------------|
| 3.4.274) | han_westeast | western eastern | West 01/1990 to 01/2006 East and West since 02/2006 | monthly survey monthly survey |
|----------|--------------|-----------------|--|----------------------------------|

| 1990 | 1991 | 1992 | 1993 | 1994 | 1995 | 1996 | 1997 | 1998 | 1999 | Further information |
|------|------|------|------|------|------|------|------|------|------|---|
| WEST | | | | | | | | | | Difference between Western and Eastern survey |
| EAST | | | | | | | | | | |
| 2000 | 2001 | 2002 | 2003 | 2004 | 2005 | 2006 | 2007 | 2008 | 2009 | |
| WEST | | | | | | | | | | |
| EAST | | | | | | | | | | |
| 2010 | 2011 | 2012 | 2013 | 2014 | 2015 | 2016 | 2017 | 2018 | 2019 | |
| WEST | | | | | | | | | | |
| EAST | | | | | | | | | | |

| No. | Name | Label | Survey period | Survey frequency |
|-----|------|-------|---------------|------------------|
|-----|------|-------|---------------|------------------|

| | | | | |
|----------|-------------|--------------------|-------------------------|--------------------|
| 3.4.275) | vg_bastlack | lack of back staff | West 10/1985 to 10/1995 | Jan, Apr, Jul, Oct |
|----------|-------------|--------------------|-------------------------|--------------------|

Wording of question

| 10/1985 to 12/1995 | Further information |
|---|---------------------|
| <p>Our domestic production of XY is currently constrained. If yes, by following factors:</p> <p>lack of manpower</p> <p>back staff [1] <input type="text"/></p> | Lack of back staff |

Time span of variable

| 1980 | 1981 | 1982 | 1983 | 1984 | 1985 | 1986 | 1987 | 1988 | 1989 |
|------|------|------|------|------|------|------|------|------|------|
| | | | | | WEST | | | | |
| 1990 | 1991 | 1992 | 1993 | 1994 | 1995 | 1996 | 1997 | 1998 | 1999 |
| WEST | | | | | | | | | |
| 2000 | 2001 | 2002 | 2003 | 2004 | 2005 | 2006 | 2007 | 2008 | 2009 |
| 2010 | 2011 | 2012 | 2013 | 2014 | 2015 | 2016 | 2017 | 2018 | 2019 |

| No. | Name | Label | Survey period | Survey frequency |
|-----|------|-------|---------------|------------------|
|-----|------|-------|---------------|------------------|

| | | | | |
|----------|--------------|---------------------------|--|----------------------------------|
| 3.4.276) | vg_comexp_sl | expected commercial (VAS) | West since 08/2005 East since 08/2005 | monthly survey monthly survey |
|----------|--------------|---------------------------|--|----------------------------------|

Wording of question

| since 08/2005 | Further information |
|--|---------------------------|
| <p>Expectations for the next 6 months</p> <p>In cyclical regards our state of business for XY will</p> <p>0- be rather less favourable 50- stay about the same 100- rather more favourable</p> <p>Other than the variable 2.11) comexp the expected commercial is rated based on a visual analog scale</p> | Expected commercial (VAS) |

Time span of variable

| 1980 | 1981 | 1982 | 1983 | 1984 | 1985 | 1986 | 1987 | 1988 | 1989 |
|------|------|------|------|------|------|------|------|------|------|
| | | | | | | | | | |

| | | | | | | | | | |
|------|------|------|------|------|------|------|------|------|------|
| 1990 | 1991 | 1992 | 1993 | 1994 | 1995 | 1996 | 1997 | 1998 | 1999 |
| 2000 | 2001 | 2002 | 2003 | 2004 | 2005 | 2006 | 2007 | 2008 | 2009 |
| | | | | WEST | | | | | |
| | | | | EAST | | | | | |
| 2010 | 2011 | 2012 | 2013 | 2014 | 2015 | 2016 | 2017 | 2018 | 2019 |
| WEST | | | | | | | | | |
| EAST | | | | | | | | | |

| No. | Name | Label | Survey period | Survey frequency |
|----------|-------------|-------------------------------|---|--|
| 3.4.277) | vg_comppos1 | national competitive position | East and West 08/1994 to 11/2001 East and West since 01/2002 | Feb, May, Aug, Nov Jan, Apr, Jul, Oct |

Wording of question

| Further information |
|--|
| <p>08/1994 to 11/2001</p> <p>No questionnaires for the East available</p> |
| <p>08/1994 to 05/2001 and</p> <p>During the last 3 months our competitive position for XY on the domestic market</p> <p>improved [1] has not changed [2] declined [3]</p> |
| <p>since 08/2001</p> <p>During the last 3 months our competitive position for XY on the domestic market [...] compared to the 3 prior months.</p> <p>improved [1] has not changed [2] declined [3]</p> |

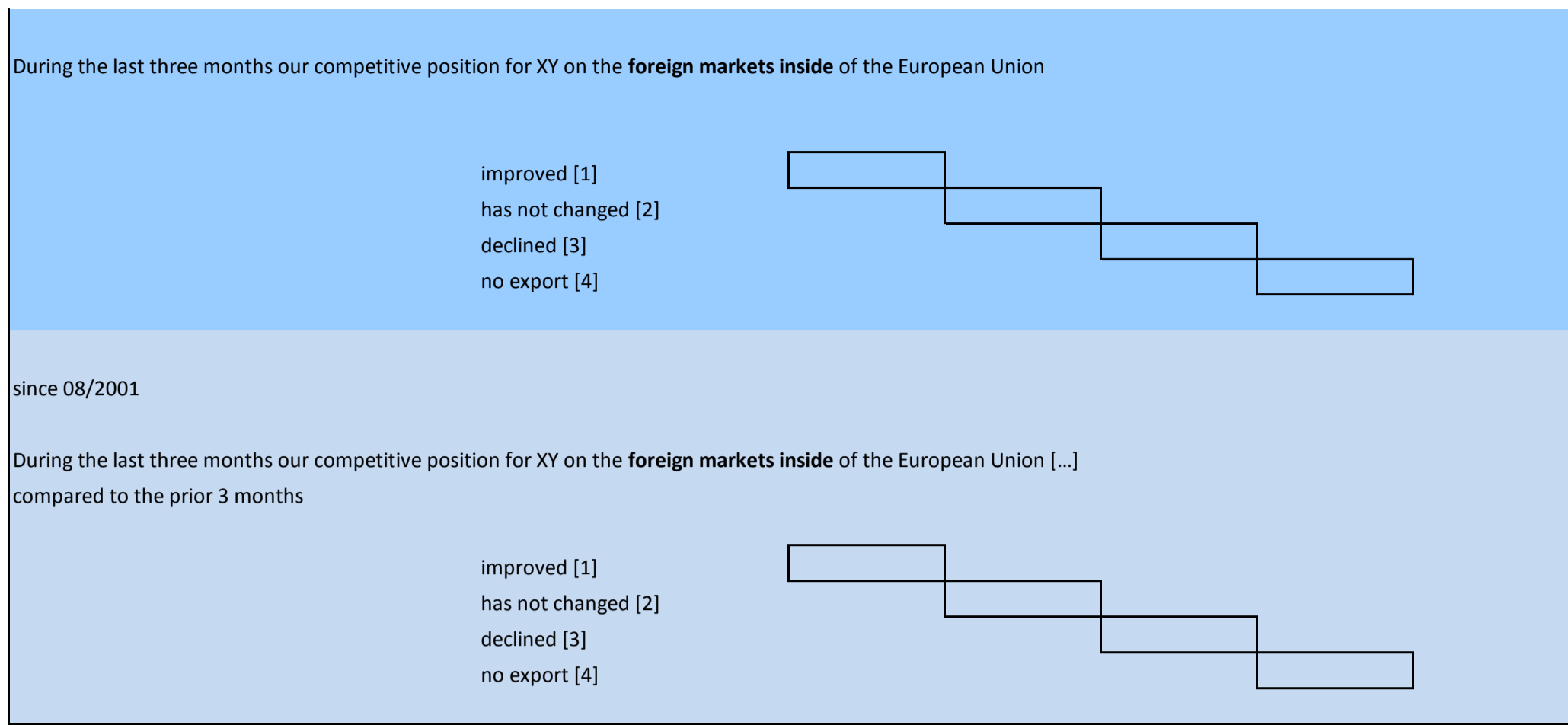
Time span of variable

| | | | | | | | | | |
|------|------|------|------|------|------|------|------|------|------|
| 1980 | 1981 | 1982 | 1983 | 1984 | 1985 | 1986 | 1987 | 1988 | 1989 |
| 1990 | 1991 | 1992 | 1993 | 1994 | 1995 | 1996 | 1997 | 1998 | 1999 |
| | | | | WEST | | | | | |
| | | | | EAST | | | | | |
| 2000 | 2001 | 2002 | 2003 | 2004 | 2005 | 2006 | 2007 | 2008 | 2009 |
| WEST | | | | | | | | | |
| EAST | | | | | | | | | |
| 2010 | 2011 | 2012 | 2013 | 2014 | 2015 | 2016 | 2017 | 2018 | 2019 |
| WEST | | | | | | | | | |
| EAST | | | | | | | | | |

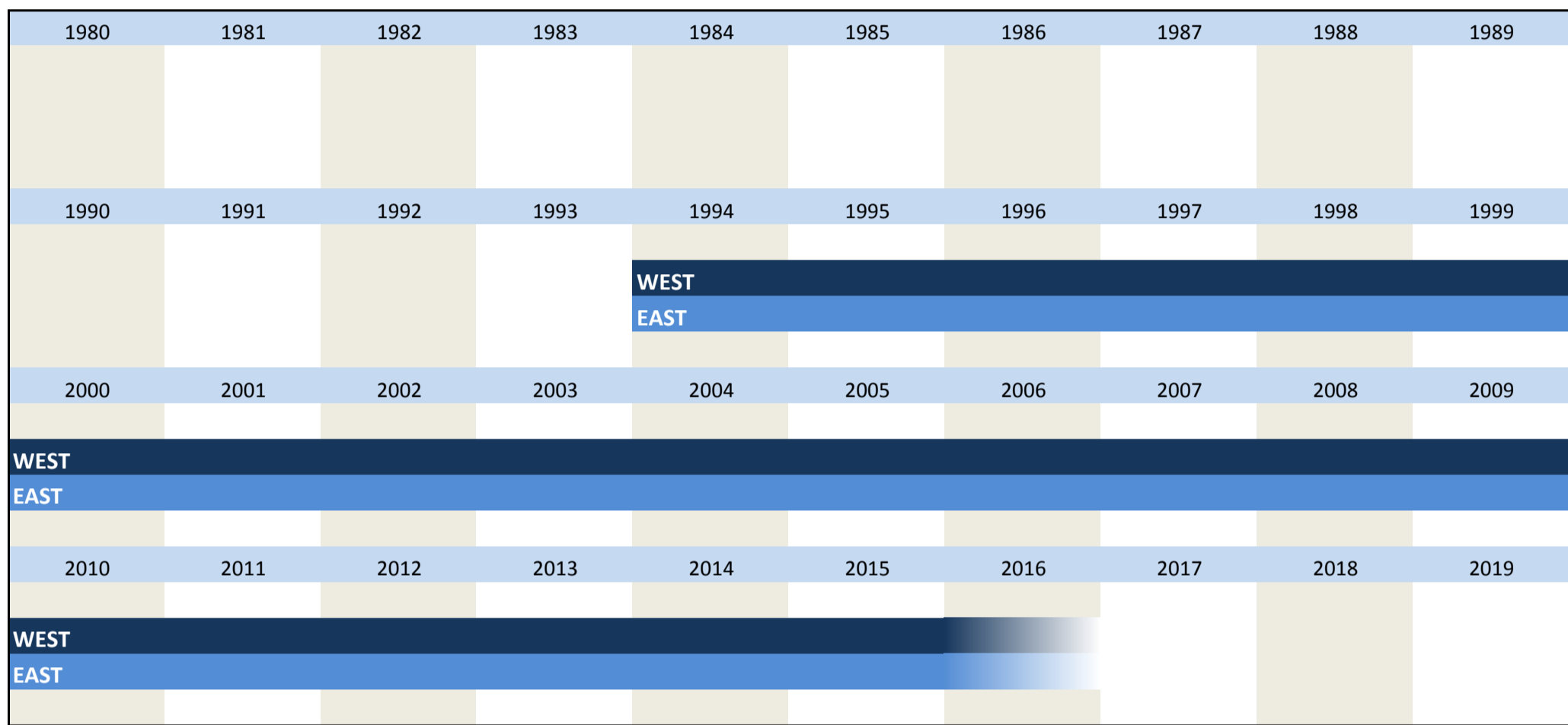
| No. | Name | Label | Survey period | Survey frequency |
|----------|-------------|-------------------------|---|--|
| 3.4.278) | vg_comppos2 | EU competitive position | East and West 08/1994 to 11/2001 East and West since 01/2002 | Feb, May, Aug, Nov Jan, Apr, Jul, Oct |

Wording of question

| Further information |
|---|
| <p>08/1994 to 11/2001</p> <p>No questionnaires for the East available</p> |
| <p>08/1994 to 05/2001 and</p> |

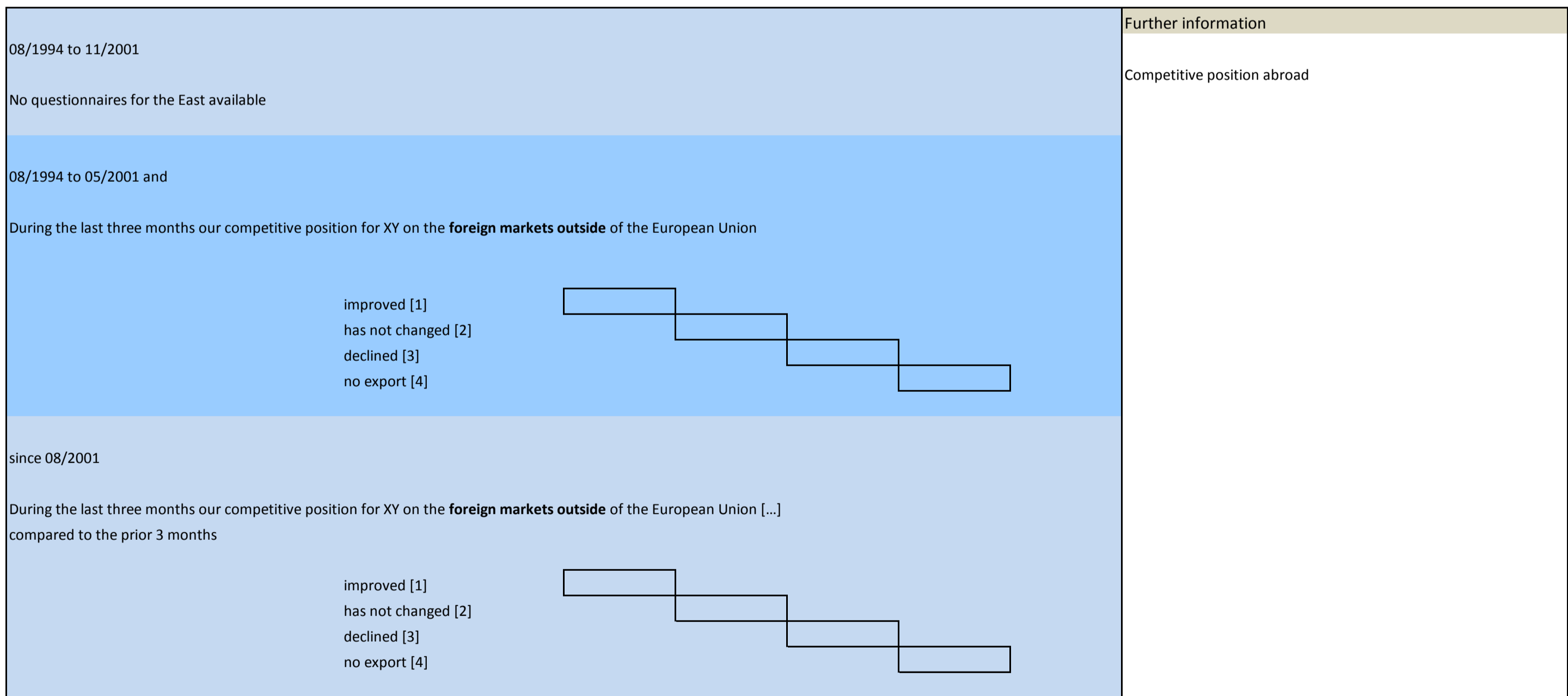


Time span of variable

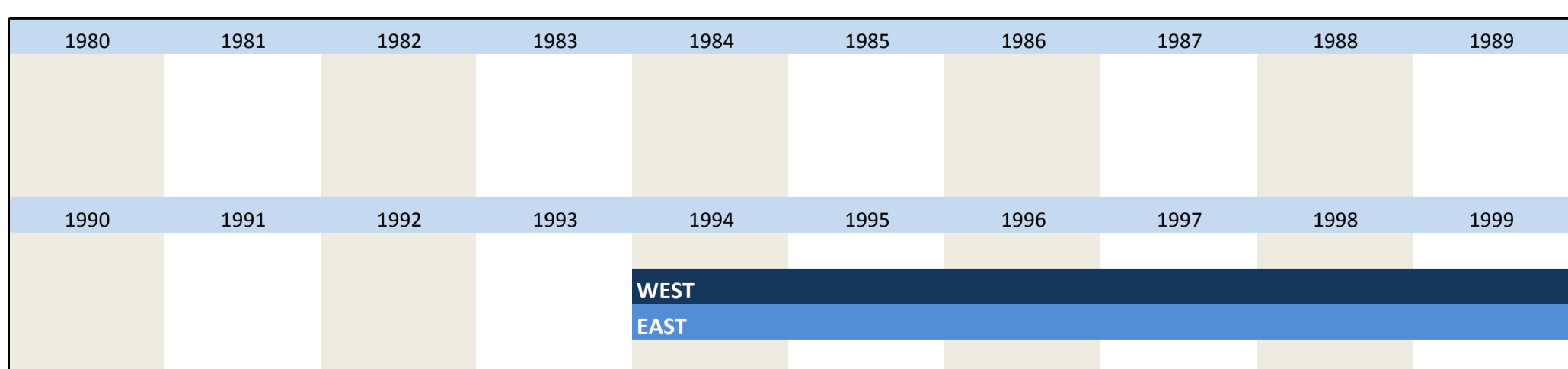


| No. | Name | Label | Survey period | Survey frequency |
|----------|-------------|-----------------------------|---|--|
| 3.4.279) | vg_comppos3 | competitive position abroad | East and West 08/1994 to 11/2001 East and West since 01/2002 | Feb, May, Aug, Nov Jan, Apr, Jul, Oct |

Wording of question



Time span of variable



| | | | | | | | | | |
|------|------|------|------|------|------|------|------|------|------|
| 2000 | 2001 | 2002 | 2003 | 2004 | 2005 | 2006 | 2007 | 2008 | 2009 |
| WEST | | | | | | | | | |
| EAST | | | | | | | | | |
| 2010 | 2011 | 2012 | 2013 | 2014 | 2015 | 2016 | 2017 | 2018 | 2019 |
| WEST | | | | | | | | | |
| EAST | | | | | | | | | |

| No. | Name | Label | Survey period | Survey frequency |
|----------|-------------|-----------------------------|-----------------------|------------------|
| 3.4.280) | vg_creditno | credit agreement not signed | East and West 06/2016 | once |

Wording of question

| | | | | | |
|--|---------------------|------------------------|---------------------|---------------------------------------|--|
| 06/2016 | Further information | | | | |
| <p>Have you signed one or more credit agreements with banks during the last 12 months? (e.g. new credits, debt restructuring or prolongation of a credit/ line of credit)</p> <p>no, because:</p> <table border="1"> <tr><td>[1] no need</td></tr> <tr><td>[2] unacceptable terms</td></tr> <tr><td>[3] denied by banks</td></tr> <tr><td>[4] no realistic prospect of a credit</td></tr> </table> | [1] no need | [2] unacceptable terms | [3] denied by banks | [4] no realistic prospect of a credit | |
| [1] no need | | | | | |
| [2] unacceptable terms | | | | | |
| [3] denied by banks | | | | | |
| [4] no realistic prospect of a credit | | | | | |

Time span of variable

| | | | | | | | | | |
|------|------|------|------|------|------|------|------|------|------|
| 1980 | 1981 | 1982 | 1983 | 1984 | 1985 | 1986 | 1987 | 1988 | 1989 |
| 1990 | 1991 | 1992 | 1993 | 1994 | 1995 | 1996 | 1997 | 1998 | 1999 |
| 2000 | 2001 | 2002 | 2003 | 2004 | 2005 | 2006 | 2007 | 2008 | 2009 |
| 2010 | 2011 | 2012 | 2013 | 2014 | 2015 | 2016 | 2017 | 2018 | 2019 |
| | | | | | | WEST | | | |
| | | | | | | EAST | | | |

| No. | Name | Label | Survey period | Survey frequency |
|----------|---------------|--|-----------------------|------------------|
| 3.4.281) | vg_credituse1 | financing of ongoing operating resources | East and West 06/2016 | once |

Wording of question

| | | | |
|---|--|-----|--|
| 06/2016 | Further information | | |
| <p>What was the usage of your last negotiated credit?</p> <table border="1"> <tr> <td>financing of ongoing operating resources</td> <td>[1]</td> </tr> </table> | financing of ongoing operating resources | [1] | |
| financing of ongoing operating resources | [1] | | |

Time span of variable

| | | | | | | | | | |
|------|------|------|------|------|------|------|------|------|------|
| 1980 | 1981 | 1982 | 1983 | 1984 | 1985 | 1986 | 1987 | 1988 | 1989 |
| 1990 | 1991 | 1992 | 1993 | 1994 | 1995 | 1996 | 1997 | 1998 | 1999 |
| 2000 | 2001 | 2002 | 2003 | 2004 | 2005 | 2006 | 2007 | 2008 | 2009 |
| 2010 | 2011 | 2012 | 2013 | 2014 | 2015 | 2016 | 2017 | 2018 | 2019 |
| | | | | | | WEST | | | |
| | | | | | | EAST | | | |

| No. | Name | Label | Survey period | Survey frequency |
|----------|---------------|----------------------------|-----------------------|------------------|
| 3.4.282) | vg_credituse2 | financing of an investment | East and West 06/2016 | once |

Wording of question

| | | | |
|--|----------------------------|-----|--|
| 06/2016 | Further information | | |
| What was the usage of your last negotiated credit? <table border="1" style="margin-left: 40px;"> <tr> <td>financing of an investment</td> <td>[1]</td> </tr> </table> | financing of an investment | [1] | |
| financing of an investment | [1] | | |

Time span of variable

| | | | | | | | | | |
|------|------|------|------|------|------|------|------|------|------|
| 1980 | 1981 | 1982 | 1983 | 1984 | 1985 | 1986 | 1987 | 1988 | 1989 |
| 1990 | 1991 | 1992 | 1993 | 1994 | 1995 | 1996 | 1997 | 1998 | 1999 |
| 2000 | 2001 | 2002 | 2003 | 2004 | 2005 | 2006 | 2007 | 2008 | 2009 |
| 2010 | 2011 | 2012 | 2013 | 2014 | 2015 | 2016 | 2017 | 2018 | 2019 |
| | | | | | | WEST | | | |
| | | | | | | EAST | | | |

| No. | Name | Label | Survey period | Survey frequency |
|----------|---------------|-----------------|-----------------------|------------------|
| 3.4.283) | vg_credituse3 | other financing | East and West 06/2016 | once |

Wording of question

| | | | |
|--|---------------------|-----|--|
| 06/2016 | Further information | | |
| What was the usage of your last negotiated credit? <table border="1" style="margin-left: 40px;"> <tr> <td>others</td> <td>[1]</td> </tr> </table> | others | [1] | |
| others | [1] | | |

Time span of variable

| | | | | | | | | | |
|------|------|------|------|------|------|------|------|------|------|
| 1980 | 1981 | 1982 | 1983 | 1984 | 1985 | 1986 | 1987 | 1988 | 1989 |
| 1990 | 1991 | 1992 | 1993 | 1994 | 1995 | 1996 | 1997 | 1998 | 1999 |
| 2000 | 2001 | 2002 | 2003 | 2004 | 2005 | 2006 | 2007 | 2008 | 2009 |
| 2010 | 2011 | 2012 | 2013 | 2014 | 2015 | 2016 | 2017 | 2018 | 2019 |
| | | | | | | WEST | | | |
| | | | | | | EAST | | | |

| No. | Name | Label | Survey period | Survey frequency |
|----------|--------------|-------------------------|-----------------------|------------------|
| 3.4.284) | vg_credityes | credit agreement signed | East and West 06/2016 | once |

Wording of question

| | | | | | |
|--|---------------------------------------|--|--|---|--|
| 06/2016 | Further information | | | | |
| Have you signed one or more credit agreements with banks during the last 12 months? (e.g. new credits, debt restructuring or prolongation of a credit/ line of credit) Yes: <table border="1" style="margin-left: 40px;"> <tr><td>[1] amount and conditions as expected</td></tr> <tr><td>[2] amount as expected, worse conditions</td></tr> <tr><td>[3] conditions as expected, lower amount</td></tr> <tr><td>[4] lower amount and worse conditions than expected</td></tr> </table> | [1] amount and conditions as expected | [2] amount as expected, worse conditions | [3] conditions as expected, lower amount | [4] lower amount and worse conditions than expected | |
| [1] amount and conditions as expected | | | | | |
| [2] amount as expected, worse conditions | | | | | |
| [3] conditions as expected, lower amount | | | | | |
| [4] lower amount and worse conditions than expected | | | | | |

Time span of variable

| | | | | | | | | | |
|------|------|------|------|------|------|------|------|------|------|
| 1980 | 1981 | 1982 | 1983 | 1984 | 1985 | 1986 | 1987 | 1988 | 1989 |
| 1990 | 1991 | 1992 | 1993 | 1994 | 1995 | 1996 | 1997 | 1998 | 1999 |

| | | | | | | | | | |
|------|------|------|------|------|------|--------------|------|------|------|
| 2000 | 2001 | 2002 | 2003 | 2004 | 2005 | 2006 | 2007 | 2008 | 2009 |
| 2010 | 2011 | 2012 | 2013 | 2014 | 2015 | 2016 | 2017 | 2018 | 2019 |
| | | | | | | WEST EAST | | | |

| No. | Name | Label | Survey period | Survey frequency |
|----------|-------------|------------------------|-------------------------|--------------------|
| 3.4.285) | vg_diffsup1 | difficulties of supply | West 08/1981 to 02/1993 | Feb, May, Aug, Nov |

Wording of question

| | |
|---|---|
| <p>since 08/1981</p> <p>Feedstock Our stock of the most important raw materials and pre-materials to produce XY is currently [...]</p> <p>if relatively high: We currently have a high stock because of</p> <p style="text-align: right;">difficulties of supply [1] <input type="text"/></p> | <p>Further information</p> <p>difficulties of supply</p> <p>**currently" since 02/1988</p> <p>Not inquired in November 1981</p> |
|---|---|

Time span of variable

| | | | | | | | | | |
|------|------|------|------|------|------|------|------|------|------|
| 1980 | 1981 | 1982 | 1983 | 1984 | 1985 | 1986 | 1987 | 1988 | 1989 |
| | WEST | | | | | | | | |
| 1990 | 1991 | 1992 | 1993 | 1994 | 1995 | 1996 | 1997 | 1998 | 1999 |
| WEST | | | | | | | | | |
| 2000 | 2001 | 2002 | 2003 | 2004 | 2005 | 2006 | 2007 | 2008 | 2009 |
| 2010 | 2011 | 2012 | 2013 | 2014 | 2015 | 2016 | 2017 | 2018 | 2019 |

| No. | Name | Label | Survey period | Survey frequency |
|----------|-------------|------------------------|-------------------------|--------------------|
| 3.4.286) | vg_diffsup2 | difficulties of supply | West 08/1981 to 02/1993 | Feb, May, Aug, Nov |

Wording of question

| | |
|---|---|
| <p>since 08/1981</p> <p>Feedstock Our stock of the most important raw materials and pre-materials to produce XY is currently [...]</p> <p>if relatively low: The feedstock became scarce due to</p> <p style="text-align: right;">difficulties of supply [1] <input type="text"/></p> | <p>Further information</p> <p>Difficulties of supply</p> <p>Not inquired in November 1981</p> |
|---|---|

Time span of variable

| | | | | | | | | | |
|------|------|------|------|------|------|------|------|------|------|
| 1980 | 1981 | 1982 | 1983 | 1984 | 1985 | 1986 | 1987 | 1988 | 1989 |
| | WEST | | | | | | | | |
| 1990 | 1991 | 1992 | 1993 | 1994 | 1995 | 1996 | 1997 | 1998 | 1999 |
| WEST | | | | | | | | | |
| 2000 | 2001 | 2002 | 2003 | 2004 | 2005 | 2006 | 2007 | 2008 | 2009 |

| | | | | | | | | | |
|------|------|------|------|------|------|------|------|------|------|
| | | | | | | | | | |
| 2010 | 2011 | 2012 | 2013 | 2014 | 2015 | 2016 | 2017 | 2018 | 2019 |

| No. | Name | Label | Survey period | Survey frequency |
|----------|--------------|---|-----------------------|------------------|
| 3.4.287) | vg_einf_inno | expected influence of climate change on innovations | East and West 02/2013 | once |

Wording of question

| | | | | | | | | | |
|--|---|------------------------|------------------------|-------------------|--|--|--|--|--|
| 02/2013 | Further information | | | | | | | | |
| How do you evaluate the influence of the forecasted climate change on following sectors of your company? | Expected influence of climate change on innovations | | | | | | | | |
| <table border="1"> <tr> <td>positive influence [1]</td> <td>no influence [2]</td> <td>negative influence [3]</td> <td>not specified [4]</td> </tr> <tr> <td></td> <td></td> <td></td> <td></td> </tr> </table> | positive influence [1] | no influence [2] | negative influence [3] | not specified [4] | | | | | |
| positive influence [1] | no influence [2] | negative influence [3] | not specified [4] | | | | | | |
| | | | | | | | | | |

Time span of variable

| | | | | | | | | | |
|------|------|------|------|------|------|------|------|------|------|
| 1980 | 1981 | 1982 | 1983 | 1984 | 1985 | 1986 | 1987 | 1988 | 1989 |
| 1990 | 1991 | 1992 | 1993 | 1994 | 1995 | 1996 | 1997 | 1998 | 1999 |
| 2000 | 2001 | 2002 | 2003 | 2004 | 2005 | 2006 | 2007 | 2008 | 2009 |
| 2010 | 2011 | 2012 | 2013 | 2014 | 2015 | 2016 | 2017 | 2018 | 2019 |
| | | WEST | | | | | | | |
| | | EAST | | | | | | | |

| No. | Name | Label | Survey period | Survey frequency |
|----------|-------------|---|-----------------------|------------------|
| 3.4.288) | vg_einf_log | expected influence of climate change on logistics | East and West 02/2013 | once |

Wording of question

| | | | | | | | | | |
|--|---|------------------------|------------------------|-------------------|--|--|--|--|--|
| 02/2013 | Further information | | | | | | | | |
| How do you evaluate the influence of the forecasted climate change on following sectors of your company? | Expected influence of climate change on logistics | | | | | | | | |
| <table border="1"> <tr> <td>positive influence [1]</td> <td>no influence [2]</td> <td>negative influence [3]</td> <td>not specified [4]</td> </tr> <tr> <td></td> <td></td> <td></td> <td></td> </tr> </table> | positive influence [1] | no influence [2] | negative influence [3] | not specified [4] | | | | | |
| positive influence [1] | no influence [2] | negative influence [3] | not specified [4] | | | | | | |
| | | | | | | | | | |

Time span of variable

| | | | | | | | | | |
|------|------|------|------|------|------|------|------|------|------|
| 1980 | 1981 | 1982 | 1983 | 1984 | 1985 | 1986 | 1987 | 1988 | 1989 |
| 1990 | 1991 | 1992 | 1993 | 1994 | 1995 | 1996 | 1997 | 1998 | 1999 |
| 2000 | 2001 | 2002 | 2003 | 2004 | 2005 | 2006 | 2007 | 2008 | 2009 |
| 2010 | 2011 | 2012 | 2013 | 2014 | 2015 | 2016 | 2017 | 2018 | 2019 |
| | | WEST | | | | | | | |

| | | | | | | |
|--|--|------|--|--|--|--|
| | | EAST | | | | |
|--|--|------|--|--|--|--|

| No. | Name | Label | Survey period | Survey frequency |
|-----|------|-------|---------------|------------------|
|-----|------|-------|---------------|------------------|

| | | | | |
|----------|--------------|---|-----------------------|------|
| 3.4.289) | vg_einf_pers | expected influence of climate change on personnel | East and West 02/2013 | once |
|----------|--------------|---|-----------------------|------|

Wording of question

| | | | | | | | | | | |
|---|---|------------------------|------------------|------------------------|-------------------|--|--|--|--|--|
| 02/2013 | Further information | | | | | | | | | |
| How do you evaluate the influence of the forecasted climate change on following sectors of your company? | Expected influence of climate change on personnel | | | | | | | | | |
| <table border="1"> <tr> <td rowspan="2">personnel</td> <td>positive influence [1]</td> <td>no influence [2]</td> <td>negative influence [3]</td> <td>not specified [4]</td> </tr> <tr> <td></td> <td></td> <td></td> <td></td> </tr> </table> | personnel | positive influence [1] | no influence [2] | negative influence [3] | not specified [4] | | | | | |
| personnel | | positive influence [1] | no influence [2] | negative influence [3] | not specified [4] | | | | | |
| | | | | | | | | | | |

Time span of variable

| | | | | | | | | | |
|------|------|------|------|------|------|------|------|------|------|
| 1980 | 1981 | 1982 | 1983 | 1984 | 1985 | 1986 | 1987 | 1988 | 1989 |
| 1990 | 1991 | 1992 | 1993 | 1994 | 1995 | 1996 | 1997 | 1998 | 1999 |
| 2000 | 2001 | 2002 | 2003 | 2004 | 2005 | 2006 | 2007 | 2008 | 2009 |
| 2010 | 2011 | 2012 | 2013 | 2014 | 2015 | 2016 | 2017 | 2018 | 2019 |
| | | | WEST | | | | | | |
| | | | EAST | | | | | | |

| No. | Name | Label | Survey period | Survey frequency |
|-----|------|-------|---------------|------------------|
|-----|------|-------|---------------|------------------|

| | | | | |
|----------|--------------|--|-----------------------|------|
| 3.4.290) | vg_einf_prod | expected influence of climate change on production | East and West 02/2013 | once |
|----------|--------------|--|-----------------------|------|

Wording of question

| | | | | | | | | | | |
|--|--|------------------------|------------------|------------------------|-------------------|--|--|--|--|--|
| 02/2013 | Further information | | | | | | | | | |
| How do you evaluate the influence of the forecasted climate change on following sectors of your company? | Expected influence of climate change on production | | | | | | | | | |
| <table border="1"> <tr> <td rowspan="2">production</td> <td>positive influence [1]</td> <td>no influence [2]</td> <td>negative influence [3]</td> <td>not specified [4]</td> </tr> <tr> <td></td> <td></td> <td></td> <td></td> </tr> </table> | production | positive influence [1] | no influence [2] | negative influence [3] | not specified [4] | | | | | |
| production | | positive influence [1] | no influence [2] | negative influence [3] | not specified [4] | | | | | |
| | | | | | | | | | | |

Time span of variable

| | | | | | | | | | |
|------|------|------|------|------|------|------|------|------|------|
| 1980 | 1981 | 1982 | 1983 | 1984 | 1985 | 1986 | 1987 | 1988 | 1989 |
| 1990 | 1991 | 1992 | 1993 | 1994 | 1995 | 1996 | 1997 | 1998 | 1999 |
| 2000 | 2001 | 2002 | 2003 | 2004 | 2005 | 2006 | 2007 | 2008 | 2009 |
| 2010 | 2011 | 2012 | 2013 | 2014 | 2015 | 2016 | 2017 | 2018 | 2019 |
| | | | WEST | | | | | | |
| | | | EAST | | | | | | |

| No. | Name | Label | Survey period | Survey frequency |
|-----|------|-------|---------------|------------------|
|-----|------|-------|---------------|------------------|

3.4.291) **vg_einf_pur** expected influence of climate change on purchases **East and West 02/2013** once

Wording of question

| | | | | | | | | | |
|--|--------------------|------------------|--------------------|-------------------|---|--|--|--|--|
| 02/2013 | | | | | Further information | | | | |
| How do you evaluate the influence of the forecasted climate change on following sectors of your company? | | | | | Expected influence of climate change on purchases | | | | |
| purchases | positive influence | no influence [2] | negative influence | not specified [4] | | | | | |
| | [1] | | [3] | | | | | | |

Time span of variable

| | | | | | | | | | |
|------|------|------|------|------|------|------|------|------|------|
| 1980 | 1981 | 1982 | 1983 | 1984 | 1985 | 1986 | 1987 | 1988 | 1989 |
| 1990 | 1991 | 1992 | 1993 | 1994 | 1995 | 1996 | 1997 | 1998 | 1999 |
| 2000 | 2001 | 2002 | 2003 | 2004 | 2005 | 2006 | 2007 | 2008 | 2009 |
| 2010 | 2011 | 2012 | 2013 | 2014 | 2015 | 2016 | 2017 | 2018 | 2019 |
| | | | WEST | | | | | | |
| | | | EAST | | | | | | |

No. Name Label Survey period Survey frequency

3.4.292) **vg_einf_sal** expected influence of climate change on sales **East and West 02/2013** once

Wording of question

| | | | | | | | | | |
|--|--------------------|------------------|--------------------|-------------------|---|--|--|--|--|
| 02/2013 | | | | | Further information | | | | |
| How do you evaluate the influence of the forecasted climate change on following sectors of your company? | | | | | Expected influence of climate change on sales | | | | |
| sales | positive influence | no influence [2] | negative influence | not specified [4] | | | | | |
| | [1] | | [3] | | | | | | |

Time span of variable

| | | | | | | | | | |
|------|------|------|------|------|------|------|------|------|------|
| 1980 | 1981 | 1982 | 1983 | 1984 | 1985 | 1986 | 1987 | 1988 | 1989 |
| 1990 | 1991 | 1992 | 1993 | 1994 | 1995 | 1996 | 1997 | 1998 | 1999 |
| 2000 | 2001 | 2002 | 2003 | 2004 | 2005 | 2006 | 2007 | 2008 | 2009 |
| 2010 | 2011 | 2012 | 2013 | 2014 | 2015 | 2016 | 2017 | 2018 | 2019 |
| | | | WEST | | | | | | |
| | | | EAST | | | | | | |

No. Name Label Survey period Survey frequency

3.4.293) **vg_einf_wast** expected influence of climate change on waste management **East and West 02/2013** once

Wording of question

| | | | | | | | | | |
|--|--------------------|------------------|--------------------|---|------|------|------|------|------|
| 02/2013 | | | | Further information | | | | | |
| How do you evaluate the influence of the forecasted climate change on following sectors of your company? | | | | Expected influence of climate change on waste mangement | | | | | |
| waste management | positive influence | no influence [2] | negative influence | not specified | | | | | |
| | [1] | | [3] | [4] | | | | | |
| Time span of variable | | | | | | | | | |
| 1980 | 1981 | 1982 | 1983 | 1984 | 1985 | 1986 | 1987 | 1988 | 1989 |
| 1990 | 1991 | 1992 | 1993 | 1994 | 1995 | 1996 | 1997 | 1998 | 1999 |
| 2000 | 2001 | 2002 | 2003 | 2004 | 2005 | 2006 | 2007 | 2008 | 2009 |
| 2010 | 2011 | 2012 | 2013 | 2014 | 2015 | 2016 | 2017 | 2018 | 2019 |
| | | | WEST | | | | | | |
| | | | EAST | | | | | | |

| No. | Name | Label | Survey period | Survey frequency |
|----------|------------|----------------------------|-------------------------|------------------|
| 3.4.294) | vg_empldec | decrease of employees in % | East 01/1991 to 12/2000 | monthly survey |

Wording of question

| | | | | | | | | | |
|--|------|------|------|---|------|------|------|------|------|
| 01/1991 to 12/2000 | | | | Further information | | | | | |
| There are no questionnaires for the East available. The following wording is taken from previous lists of variables | | | | Decrease of employees for the production in % | | | | | |
| 01/1991 to 12/2000 | | | | | | | | | |
| During the next 3 months the number of employees assigned to the production of XY will [...] in cyclical regards - therefore by eliminating purely seasonal fluctuations | | | | | | | | | |
| decrease by about% | | | | | | | | | |
| Time span of variable | | | | | | | | | |
| 1980 | 1981 | 1982 | 1983 | 1984 | 1985 | 1986 | 1987 | 1988 | 1989 |
| 1990 | 1991 | 1992 | 1993 | 1994 | 1995 | 1996 | 1997 | 1998 | 1999 |
| | | EAST | | | | | | | |
| 2000 | 2001 | 2002 | 2003 | 2004 | 2005 | 2006 | 2007 | 2008 | 2009 |
| EAST | | | | | | | | | |
| 2010 | 2011 | 2012 | 2013 | 2014 | 2015 | 2016 | 2017 | 2018 | 2019 |

| No. | Name | Label | Survey period | Survey frequency |
|----------|------------|----------------------------|-------------------------|------------------|
| 3.4.295) | vg_emplinc | increase of employees in % | East 01/1991 to 12/2000 | monthly survey |

Wording of question

| | | | | | | | |
|--------------------|--|--|--|---|--|--|--|
| 01/1991 to 12/2000 | | | | Further information | | | |
| | | | | Increase of employees for the production of XY in % | | | |

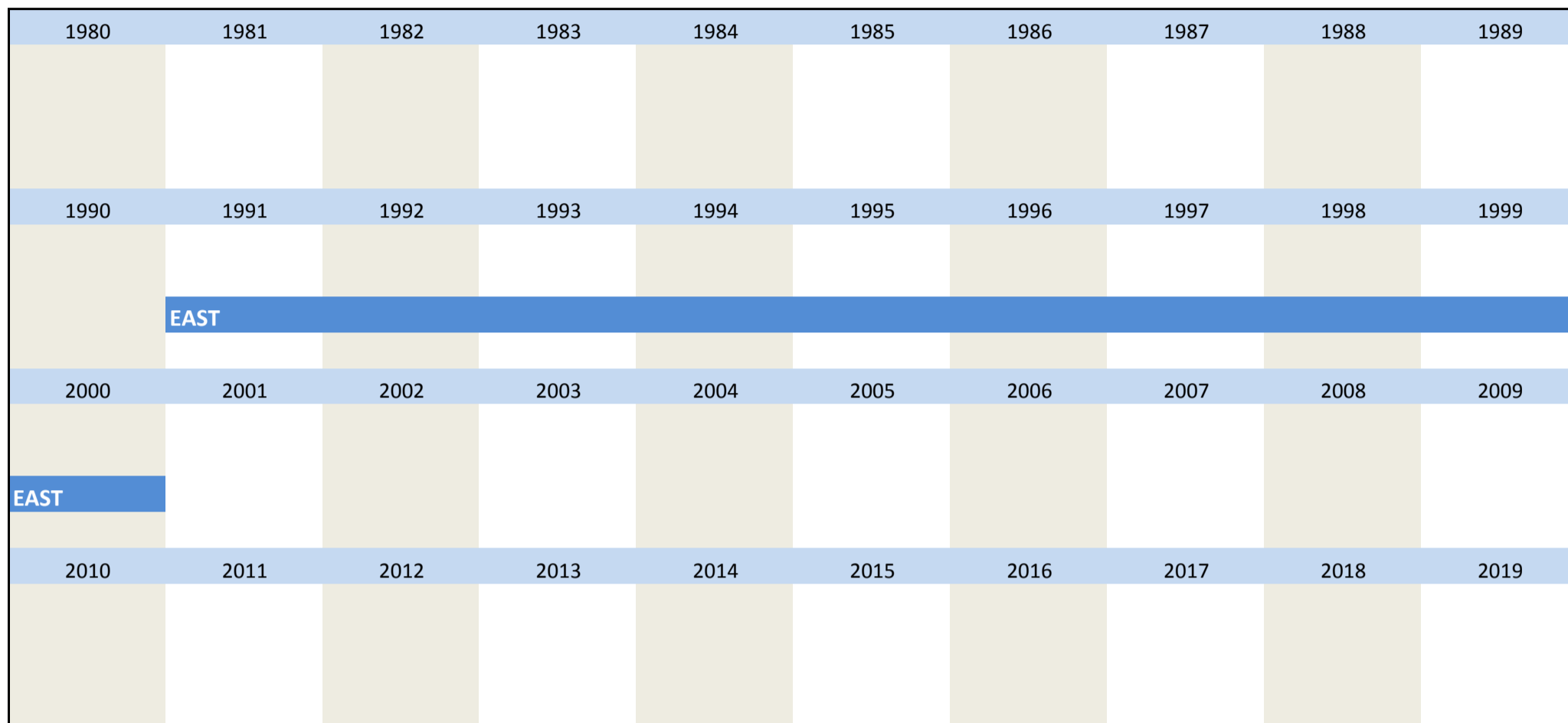
There are no questionnaires for the East available. The following wording is taken from previous lists of variables

01/1991 to 12/2000

During the next 3 months the number of employees assigned to the production of XY will [...] in cyclical regards - therefore by eliminating purely seasonal fluctuations

increase by about%

Time span of variable



| No. | Name of variable | Label | Survey period | Survey frequency |
|----------|------------------|-------------------------|---|---|
| 3.4.296) | vg_emppro2 | employees in production | West from 09/1980 to 10/2001 East from 01/1991 to 06/2001 East and West since 11/2001 | Annual survey* Monthly survey Annual survey** |

Wording of question

From 01/1991 to 11/2001

No questionnaires from East Germany available

09/1980

Number of employees (white- and blue-collar, as of September 1980) in the production of XY

ca. persons

From 10/1981 to 10/1997

Number of employees

As of: end of [month] [year]***

In our company (domestic enterprises only) we employ [...] persons

Thereof [...] persons fall upon XY.

..... persons

10/1998

Number of employees

In our company (domestic enterprises only) we employ [...] persons

Thereof [...] persons fall upon XY.

..... persons

Since 10/1999

Number of employees

In our company (domestic enterprises only) we employ [...] persons

Thereof [...] persons fall upon XY.

..... persons
(optionally estimates according to the share of sales)

Further information

* Annual survey
1980: data collection in September
1981 - 2000: data collection in October
1994: no data collection
** annual data collection in November


Remark West:
The data is collected annually but appears monthly in each data set. Every month the annually collected data is manually added to the data set. The recent data is usually added 2-3 months after being collected.

Example:
For November and December 2007 the variable **emppro2** contains data that was collected in November 2001. From January 2003 on the variable **emppro2** contains data that was collected in November 2002.

***West from 10/1995 to 10/1997
Month and year of the previous reporting period

Example 10/1995:
"As of end of September 1995"
East from 01/1991 to 06/2000
"As of end of the reporting month"

Timespan of variable



| | | | | | | | | | |
|------|------|------|------|------|------|------|------|------|------|
| 1990 | 1991 | 1992 | 1993 | 1994 | 1995 | 1996 | 1997 | 1998 | 1999 |
| WEST | | | | | | | | | |
| EAST | | | | | | | | | |
| 2000 | 2001 | 2002 | 2003 | 2004 | 2005 | 2006 | 2007 | 2008 | 2009 |
| WEST | | | | | | | | | |
| EAST | | | | | | | | | |
| 2010 | 2011 | 2012 | 2013 | 2014 | 2015 | 2016 | 2017 | 2018 | 2019 |
| WEST | | | | | | | | | |
| EAST | | | | | | | | | |

| No. | Name | Label | Survey period | Survey frequency |
|-----|------|-------|---------------|------------------|
|-----|------|-------|---------------|------------------|

| | | | | |
|----------|-----------|-----------------------|--|----------------------------------|
| 3.4.297) | vg_expexp | expected export trade | West since 01/1980 East since 01/1991 | monthly survey monthly survey |
|----------|-----------|-----------------------|--|----------------------------------|

Wording of question

| Further information |
|---|
| 01/1991 to 11/2001 No questionnaires for the East available |
| 01/1980 to 11/2001 During the next 3 months the extent of our exports - taking former export deals and running order negotiations into account - is expected to be |
| <div style="display: flex; align-items: center;"> <div style="margin-right: 20px;"> increasing [1] not changing [2] decreasing [3] no export [4] </div> </div> |
| since 01/2002 Expectations for the next 3 months During the next 3 months the extent of our exports - taking former export deals and running order negotiations into account - is expected to be |
| <div style="display: flex; align-items: center;"> <div style="margin-right: 20px;"> increasing [1] not changing [2] decreasing [3] no export of XY [4] </div> </div> |

Time span of variable

| | | | | | | | | | |
|------|------|------|------|------|------|------|------|------|------|
| 1980 | 1981 | 1982 | 1983 | 1984 | 1985 | 1986 | 1987 | 1988 | 1989 |
| WEST | | | | | | | | | |
| 1990 | 1991 | 1992 | 1993 | 1994 | 1995 | 1996 | 1997 | 1998 | 1999 |
| WEST | | | | | | | | | |
| EAST | | | | | | | | | |
| 2000 | 2001 | 2002 | 2003 | 2004 | 2005 | 2006 | 2007 | 2008 | 2009 |
| WEST | | | | | | | | | |
| EAST | | | | | | | | | |
| 2010 | 2011 | 2012 | 2013 | 2014 | 2015 | 2016 | 2017 | 2018 | 2019 |
| WEST | | | | | | | | | |
| EAST | | | | | | | | | |

| No. | Name | Label | Survey period | Survey frequency |
|-----|------|-------|---------------|------------------|
|-----|------|-------|---------------|------------------|

| | | | | |
|----------|-----------|--|-----------------------------|-----------------|
| 3.4.298) | vg_fairhx | exhibitor at an international specialized fair | East and West since 06/2012 | irregular, June |
|----------|-----------|--|-----------------------------|-----------------|

Wording of question

| Further information |
|--|
| 06/2012 Is your company represented as an exhibitor at an international specialized fair? |
| Exhibitor at an international specialized fair |

yes [1] no [2]

Time span of variable

| | | | | | | | | | |
|------|------|------|------|------|------|------|------|------|------|
| 1980 | 1981 | 1982 | 1983 | 1984 | 1985 | 1986 | 1987 | 1988 | 1989 |
| 1990 | 1991 | 1992 | 1993 | 1994 | 1995 | 1996 | 1997 | 1998 | 1999 |
| 2000 | 2001 | 2002 | 2003 | 2004 | 2005 | 2006 | 2007 | 2008 | 2009 |
| 2010 | 2011 | 2012 | 2013 | 2014 | 2015 | 2016 | 2017 | 2018 | 2019 |

WEST
EAST

| No. | Name | Label | Survey period | Survey frequency |
|-----|------|-------|---------------|------------------|
|-----|------|-------|---------------|------------------|

| | | | | |
|----------|-------------|--|-----------------------------|-----------------|
| 3.4.299) | vg_fairxh_e | exhibitor at an international specialized fair in a foreign European country | East and West since 06/2012 | irregular, June |
|----------|-------------|--|-----------------------------|-----------------|

Wording of question

| | |
|---|--|
| <p>06/2012</p> <p>Is your company represented as an exhibitor at an international specialized fair?</p> <p>[...]</p> <p>If yes, international specialized fairs</p> <p>- in a foreign European country [1] <input type="text"/></p> | <p>Further information</p> <p>Exhibitor at an international specialized fair in a foreign European country</p> |
|---|--|

Time span of variable

| | | | | | | | | | |
|------|------|------|------|------|------|------|------|------|------|
| 1980 | 1981 | 1982 | 1983 | 1984 | 1985 | 1986 | 1987 | 1988 | 1989 |
| 1990 | 1991 | 1992 | 1993 | 1994 | 1995 | 1996 | 1997 | 1998 | 1999 |
| 2000 | 2001 | 2002 | 2003 | 2004 | 2005 | 2006 | 2007 | 2008 | 2009 |
| 2010 | 2011 | 2012 | 2013 | 2014 | 2015 | 2016 | 2017 | 2018 | 2019 |

WEST
EAST

| No. | Name | Label | Survey period | Survey frequency |
|-----|------|-------|---------------|------------------|
|-----|------|-------|---------------|------------------|

| | | | | |
|----------|-------------|---|-----------------------------|-----------------|
| 3.4.300) | vg_fairxh_g | exhibitor at an international specialized fair in Germany | East and West since 06/2012 | irregular, June |
|----------|-------------|---|-----------------------------|-----------------|

Wording of question

| | |
|--|---|
| <p>06/2012</p> <p>Is your company represented as an exhibitor at an international specialized fair?</p> <p>[...]</p> <p>If yes, international specialized fairs</p> <p>- in Germany [1] <input type="text"/></p> | <p>Further information</p> <p>Exhibitor at an international specialized fair in Germany</p> |
|--|---|

Time span of variable

| | | | | | | | | | |
|------|------|------|------|------|------|------|------|------|------|
| 1980 | 1981 | 1982 | 1983 | 1984 | 1985 | 1986 | 1987 | 1988 | 1989 |
| 1990 | 1991 | 1992 | 1993 | 1994 | 1995 | 1996 | 1997 | 1998 | 1999 |
| 2000 | 2001 | 2002 | 2003 | 2004 | 2005 | 2006 | 2007 | 2008 | 2009 |
| 2010 | 2011 | 2012 | 2013 | 2014 | 2015 | 2016 | 2017 | 2018 | 2019 |

WEST
EAST

| No. | Name | Label | Survey period | Survey frequency |
|----------|--------------|--|-----------------------------|------------------|
| 3.4.301) | vg_fairxh_ne | exhibitor at an international specialized fair in a country outside Europe | East and West since 06/2012 | irregular, June |

Wording of question

| | |
|--|---|
| <p>06/2012</p> <p>Is your company represented as an exhibitor at an international specialized fair?</p> <p>[...]</p> <p>If yes, international specialized fairs</p> <p>- in a country outside of Europe [1] <input type="text"/></p> | <p>Further information</p> <p>Exhibitor at an international specialized fair in a country outside of Europe</p> |
|--|---|

Time span of variable

| | | | | | | | | | |
|------|------|------|------|------|------|------|------|------|------|
| 1980 | 1981 | 1982 | 1983 | 1984 | 1985 | 1986 | 1987 | 1988 | 1989 |
| 1990 | 1991 | 1992 | 1993 | 1994 | 1995 | 1996 | 1997 | 1998 | 1999 |
| 2000 | 2001 | 2002 | 2003 | 2004 | 2005 | 2006 | 2007 | 2008 | 2009 |
| 2010 | 2011 | 2012 | 2013 | 2014 | 2015 | 2016 | 2017 | 2018 | 2019 |

WEST
EAST

| No. | Name | Label | Survey period | Survey frequency |
|----------|--------------|--|-----------------------|------------------|
| 3.4.302) | vg_fairxhexp | exhibitor at an international specialized fair during next 2-3 years | East and West 06/2012 | once |

Wording of question

| | |
|--|--|
| <p>06/2012</p> <p>Will your company be represented as an exhibitor at an international specialized fair during the next 2-3 years?</p> <p>yes [1] <input type="text"/> no [2] <input type="text"/></p> | <p>Further information</p> <p>Exhibitor at an international specialized fair during the next 2-3 years</p> |
|--|--|

Time span of variable

| | | | | | | | | | |
|------|------|------|------|------|------|------|------|------|------|
| 1980 | 1981 | 1982 | 1983 | 1984 | 1985 | 1986 | 1987 | 1988 | 1989 |
|------|------|------|------|------|------|------|------|------|------|

| | | | | | | | | | |
|------|------|------|------|------|------|------|------|------|------|
| 1990 | 1991 | 1992 | 1993 | 1994 | 1995 | 1996 | 1997 | 1998 | 1999 |
| 2000 | 2001 | 2002 | 2003 | 2004 | 2005 | 2006 | 2007 | 2008 | 2009 |
| 2010 | 2011 | 2012 | 2013 | 2014 | 2015 | 2016 | 2017 | 2018 | 2019 |
| | | WEST | | | | | | | |
| | | EAST | | | | | | | |

| No. | Name | Label | Survey period | Survey frequency |
|-----|------|-------|---------------|------------------|
|-----|------|-------|---------------|------------------|

| | | | | |
|----------|---------------|--|-----------------------|------|
| 3.4.303) | vg_fairhexp_e | exhibitor at an international specialized fair in a foreign European country during next 2-3 years | East and West 06/2012 | once |
|----------|---------------|--|-----------------------|------|

Wording of question

| | |
|--|--|
| 06/2012 | Further information |
| Will your company be represented as an exhibitor at an international specialized fair during the next 2-3 years? | Exhibitor at an international specialized fair in a foreign European country during the next 2-3 years |
| [...] | |
| If yes, international specialized fairs | |
| - in a foreign European country [1] <input type="text"/> | |

Time span of variable

| | | | | | | | | | |
|------|------|------|------|------|------|------|------|------|------|
| 1980 | 1981 | 1982 | 1983 | 1984 | 1985 | 1986 | 1987 | 1988 | 1989 |
| 1990 | 1991 | 1992 | 1993 | 1994 | 1995 | 1996 | 1997 | 1998 | 1999 |
| 2000 | 2001 | 2002 | 2003 | 2004 | 2005 | 2006 | 2007 | 2008 | 2009 |
| 2010 | 2011 | 2012 | 2013 | 2014 | 2015 | 2016 | 2017 | 2018 | 2019 |
| | | WEST | | | | | | | |
| | | EAST | | | | | | | |

| No. | Name | Label | Survey period | Survey frequency |
|-----|------|-------|---------------|------------------|
|-----|------|-------|---------------|------------------|

| | | | | |
|----------|---------------|---|-----------------------|------|
| 3.4.304) | vg_fairhexp_g | exhibitor at an international specialized fair in Germany during next 2-3 years | East and West 06/2012 | once |
|----------|---------------|---|-----------------------|------|

Wording of question

| | |
|--|---|
| 06/2012 | Further information |
| Will your company be represented as an exhibitor at an international specialized fair during the next 2-3 years? | Exhibitor at an international specialized fair in Germany during the next 2-3 years |
| [...] | |
| If yes, international specialized fairs | |
| - in Germany [1] <input type="text"/> | |

Time span of variable

| | | | | | | | | | |
|------|------|------|------|------|------|------|------|------|------|
| 1980 | 1981 | 1982 | 1983 | 1984 | 1985 | 1986 | 1987 | 1988 | 1989 |
| 1990 | 1991 | 1992 | 1993 | 1994 | 1995 | 1996 | 1997 | 1998 | 1999 |

| | | | | | | | | | |
|------|------|------|------|------|------|------|------|------|------|
| 2000 | 2001 | 2002 | 2003 | 2004 | 2005 | 2006 | 2007 | 2008 | 2009 |
| 2010 | 2011 | 2012 | 2013 | 2014 | 2015 | 2016 | 2017 | 2018 | 2019 |
| | | WEST | | | | | | | |
| | | EAST | | | | | | | |

| No. | Name | Label | Survey period | Survey frequency |
|----------|----------------|--|-----------------------|------------------|
| 3.4.305) | vg_fairhexp_ne | exhibitor at an international specialized fair in a country outside Europe during next 2-3 years | East and West 06/2012 | once |

Wording of question

| | |
|--|--|
| 06/2012 | Further information |
| Will your company be represented as an exhibitor at an international specialized fair during the next 2-3 years? | Exhibitor at an international specialized fair in a country outside of Europe during the next 2--3 years |
| [...] | |
| If yes, international specialized fairs | |
| - in a country outside of Europe [1] <input type="text"/> | |

Time span of variable

| | | | | | | | | | |
|------|------|------|------|------|------|------|------|------|------|
| 1980 | 1981 | 1982 | 1983 | 1984 | 1985 | 1986 | 1987 | 1988 | 1989 |
| 1990 | 1991 | 1992 | 1993 | 1994 | 1995 | 1996 | 1997 | 1998 | 1999 |
| 2000 | 2001 | 2002 | 2003 | 2004 | 2005 | 2006 | 2007 | 2008 | 2009 |
| 2010 | 2011 | 2012 | 2013 | 2014 | 2015 | 2016 | 2017 | 2018 | 2019 |
| | | WEST | | | | | | | |
| | | EAST | | | | | | | |

| No. | Name | Label | Survey period | Survey frequency |
|----------|-----------|-----------------|-----------------------|------------------|
| 3.4.306) | vg_fambus | family business | East and West 02/2014 | once |

Wording of question

| | |
|--|---------------------|
| 02/2014 | Further Information |
| D) For research purposes | |
| Do you envision yourself as a family business? | |
| (This means a company whose voting capital is held predominately by one or more families that are connected) | |
| <input type="text"/> yes[1] <input type="text"/> no[2] | |

Time span of variable

| | | | | | | | | | |
|------|------|------|------|------|------|------|------|------|------|
| 1980 | 1981 | 1982 | 1983 | 1984 | 1985 | 1986 | 1987 | 1988 | 1989 |
| 1990 | 1991 | 1992 | 1993 | 1994 | 1995 | 1996 | 1997 | 1998 | 1999 |
| 2000 | 2001 | 2002 | 2003 | 2004 | 2005 | 2006 | 2007 | 2008 | 2009 |

| | | | | | | | | | | |
|------|------|------|------|------|------|------|------|------|------|--|
| | | | | | | | | | | |
| 2010 | 2011 | 2012 | 2013 | 2014 | 2015 | 2016 | 2017 | 2018 | 2019 | |
| | | | | WEST | | | | | | |
| | | | | EAST | | | | | | |

| No. | Name | Label | Survey period | Survey frequency |
|----------|---------|-----------|-------------------------|--------------------|
| 3.4.307) | vg_fest | feedstock | West 02/1980 to 05/1994 | Feb, May, Aug, Nov |

Wording of question

| | | | | | | | | | | | | | | | | | | | | | | | | | | | | | | | | | | | | | | | | | | | | | | | | | | | | | | | | | | | | | |
|--|-----------------------------|---------------------|------|------------|------|--------------------|------|-----------------------------|--|------|------|--|--|--|--|--|--|--|--|--|------|------|------|------|------|------|------|------|------|------|------|--|--|--|--|--|--|--|--|--|------|------|------|------|------|------|------|------|------|------|------|------|------|------|------|------|------|------|------|------|--|
| <p>since 02/1980</p> <p>Feedstock Our stock of the most important raw materials and pre-materials to produce XY is currently</p> <table border="1"> <tr><td></td><td>relatively high [1]</td></tr> <tr><td></td><td>normal [2]</td></tr> <tr><td></td><td>relatively low [3]</td></tr> <tr><td></td><td>stock-keeping not usual [4]</td></tr> </table> | | relatively high [1] | | normal [2] | | relatively low [3] | | stock-keeping not usual [4] | <p>Further information</p> <p>feedstock</p> <p>Not inquired in November 1981</p> | | | | | | | | | | | | | | | | | | | | | | | | | | | | | | | | | | | | | | | | | | | | | | | | | | | | |
| | relatively high [1] | | | | | | | | | | | | | | | | | | | | | | | | | | | | | | | | | | | | | | | | | | | | | | | | | | | | | | | | | | | | |
| | normal [2] | | | | | | | | | | | | | | | | | | | | | | | | | | | | | | | | | | | | | | | | | | | | | | | | | | | | | | | | | | | | |
| | relatively low [3] | | | | | | | | | | | | | | | | | | | | | | | | | | | | | | | | | | | | | | | | | | | | | | | | | | | | | | | | | | | | |
| | stock-keeping not usual [4] | | | | | | | | | | | | | | | | | | | | | | | | | | | | | | | | | | | | | | | | | | | | | | | | | | | | | | | | | | | | |
| <p>Time span of variable</p> <table border="1"> <tr> <td>1980</td><td>1981</td><td>1982</td><td>1983</td><td>1984</td><td>1985</td><td>1986</td><td>1987</td><td>1988</td><td>1989</td> </tr> <tr> <td colspan="10">WEST</td> </tr> <tr> <td>1990</td><td>1991</td><td>1992</td><td>1993</td><td>1994</td><td>1995</td><td>1996</td><td>1997</td><td>1998</td><td>1999</td> </tr> <tr> <td colspan="5">WEST</td><td></td><td></td><td></td><td></td><td></td> </tr> <tr> <td>2000</td><td>2001</td><td>2002</td><td>2003</td><td>2004</td><td>2005</td><td>2006</td><td>2007</td><td>2008</td><td>2009</td> </tr> <tr> <td>2010</td><td>2011</td><td>2012</td><td>2013</td><td>2014</td><td>2015</td><td>2016</td><td>2017</td><td>2018</td><td>2019</td> </tr> </table> | 1980 | 1981 | 1982 | 1983 | 1984 | 1985 | 1986 | 1987 | 1988 | 1989 | WEST | | | | | | | | | | 1990 | 1991 | 1992 | 1993 | 1994 | 1995 | 1996 | 1997 | 1998 | 1999 | WEST | | | | | | | | | | 2000 | 2001 | 2002 | 2003 | 2004 | 2005 | 2006 | 2007 | 2008 | 2009 | 2010 | 2011 | 2012 | 2013 | 2014 | 2015 | 2016 | 2017 | 2018 | 2019 | |
| 1980 | 1981 | 1982 | 1983 | 1984 | 1985 | 1986 | 1987 | 1988 | 1989 | | | | | | | | | | | | | | | | | | | | | | | | | | | | | | | | | | | | | | | | | | | | | | | | | | | | |
| WEST | | | | | | | | | | | | | | | | | | | | | | | | | | | | | | | | | | | | | | | | | | | | | | | | | | | | | | | | | | | | | |
| 1990 | 1991 | 1992 | 1993 | 1994 | 1995 | 1996 | 1997 | 1998 | 1999 | | | | | | | | | | | | | | | | | | | | | | | | | | | | | | | | | | | | | | | | | | | | | | | | | | | | |
| WEST | | | | | | | | | | | | | | | | | | | | | | | | | | | | | | | | | | | | | | | | | | | | | | | | | | | | | | | | | | | | | |
| 2000 | 2001 | 2002 | 2003 | 2004 | 2005 | 2006 | 2007 | 2008 | 2009 | | | | | | | | | | | | | | | | | | | | | | | | | | | | | | | | | | | | | | | | | | | | | | | | | | | | |
| 2010 | 2011 | 2012 | 2013 | 2014 | 2015 | 2016 | 2017 | 2018 | 2019 | | | | | | | | | | | | | | | | | | | | | | | | | | | | | | | | | | | | | | | | | | | | | | | | | | | | |

| No. | Name | Label | Survey period | Survey frequency |
|----------|-----------|--------------------|--|--|
| 3.4.308) | vg_festwe | feedstock in weeks | West since 02/1980 East since 02/2001 | Feb, May, Aug, Nov Feb, May, Aug, Nov |

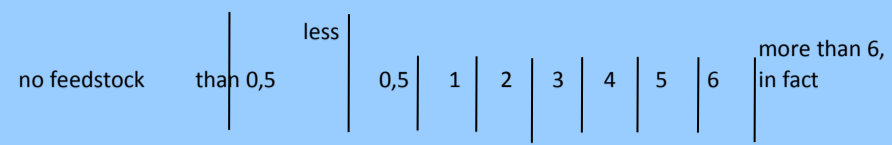
Wording of question

| | | | | | | | | | | | |
|--|---|---------------|-----|---|---|---|---|---|----------------------|----------------------|--|
| <p>02/2001 to 11/2001</p> <p>No questionnaires for the East available</p> | <p>Further information</p> <p>Feedstock in weeks</p> <p><u>Bedeutung in Datensatz:</u> "no feedstock" = 0 weeks "less than 1/2" = 0,3 weeks "more than 6, in fact", but just ticked = 8 weeks</p> | | | | | | | | | | |
| <p>02/1980 to 08/1981</p> <p>Feedstock Our feedstock is currently sufficient for</p> <table border="1"> <tr> <td>less than</td><td>0,5</td><td>0,5</td><td>1</td><td>2</td><td>3</td><td>4</td><td>5</td><td>6</td><td>more than 6, in fact</td> </tr> </table> <p>weeks of production (measured by the current extent of production)</p> | less than | 0,5 | 0,5 | 1 | 2 | 3 | 4 | 5 | 6 | more than 6, in fact | |
| less than | 0,5 | 0,5 | 1 | 2 | 3 | 4 | 5 | 6 | more than 6, in fact | | |
| <p>11/1981 to 02/1994</p> <p>Feedstock Our stock of the raw materials and pre-materials most important to us are currently sufficient for</p> <table border="1"> <tr> <td>no feedstock</td><td>less than 0,5</td><td>0,5</td><td>1</td><td>2</td><td>3</td><td>4</td><td>5</td><td>6</td><td>more than 6, in fact</td> </tr> </table> <p>weeks of production (measured by the current extent of production)</p> | no feedstock | less than 0,5 | 0,5 | 1 | 2 | 3 | 4 | 5 | 6 | more than 6, in fact | |
| no feedstock | less than 0,5 | 0,5 | 1 | 2 | 3 | 4 | 5 | 6 | more than 6, in fact | | |
| 05/1994 | | | | | | | | | | | |

Feedstock

Our stock of the most important raw materials and pre-materials to produce XY is currently [...]

They are currently sufficient for

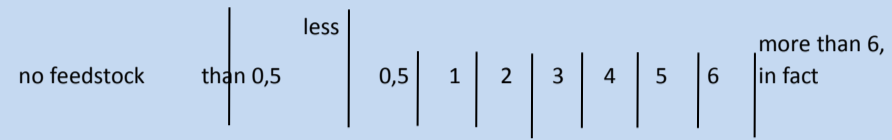


weeks of production (measured by the current extent of production)

08/1994 to 11/2001

Feedstock

Our stock of the raw materials and pre-materials most important to us for the production of XY is currently sufficient for

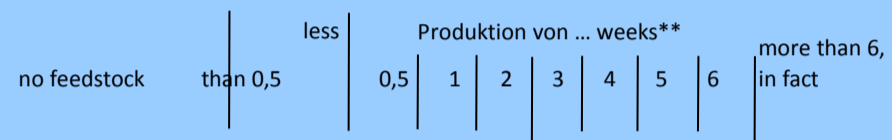


weeks of production (measured by the current extent of production)

since 02/2002

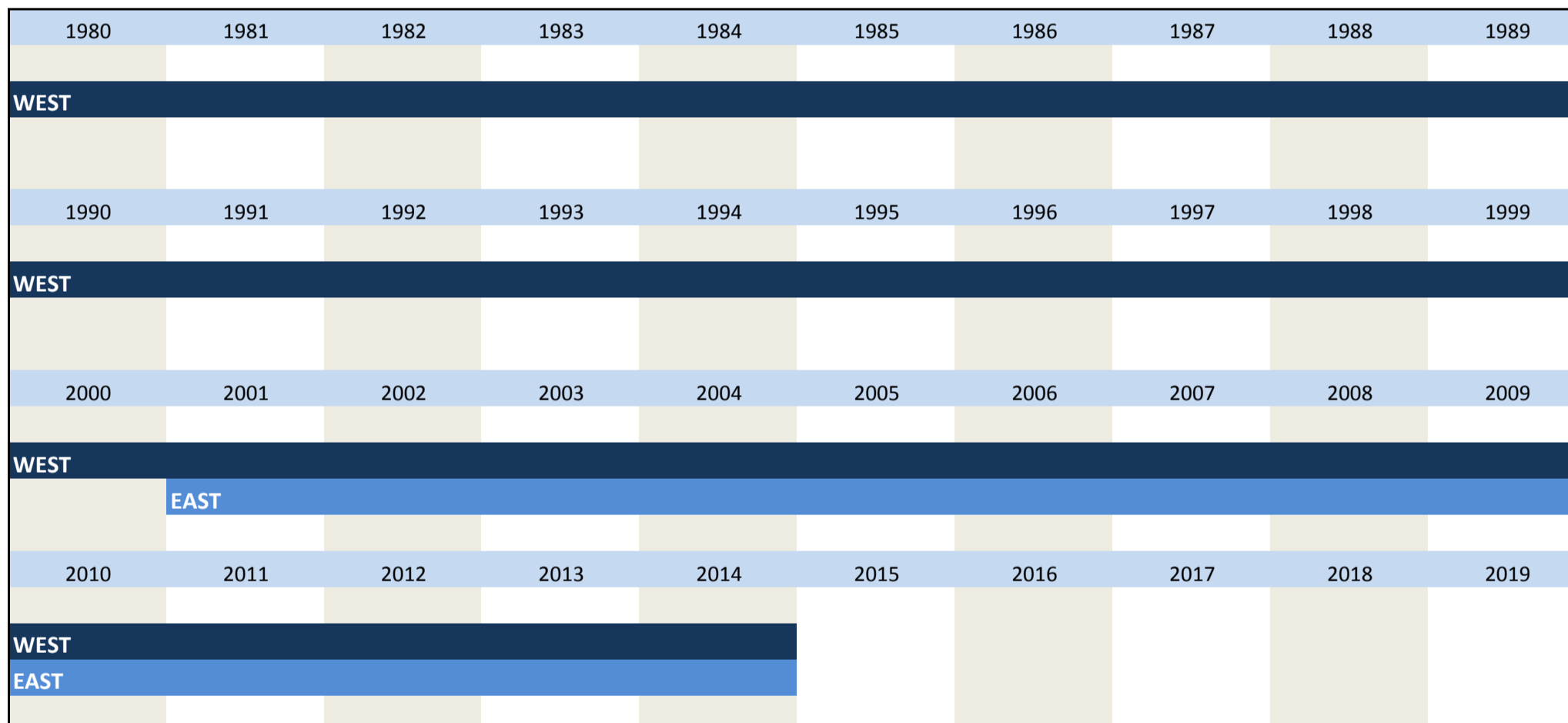
Feedstock

Our stock of the raw materials and pre-materials most important to us for the production of XY is currently sufficient for



**measured by the current extent of production

Time span of variable



| No. | Name | Label | Survey period | Survey frequency |
|----------|------------|-------------------------|-------------------------|--------------------|
| 3.4.309) | vg_fincohi | high costs of financing | West 05/1982 to 02/1993 | Feb, May, Aug, Nov |

Wording of question

since 05/1982

Feedstock

Our stock of the most important raw materials and pre-materials to produce XY is currently [...]

if relatively low:

We currently have a low stock on purpose because of

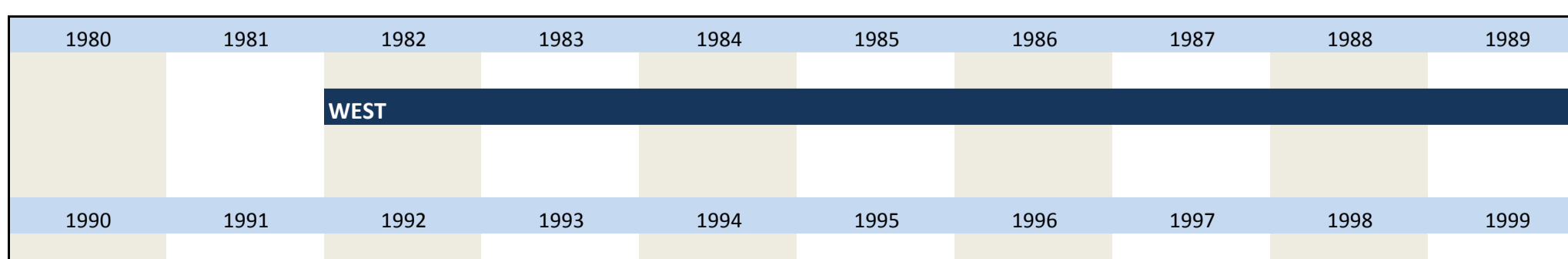
unusually high costs of financing [1]

Further information

high costs of financing

**"currently" since 02/1988

Time span of variable



| WEST | | | | | | | | | |
|------|------|------|------|------|------|------|------|------|------|
| 2000 | 2001 | 2002 | 2003 | 2004 | 2005 | 2006 | 2007 | 2008 | 2009 |
| 2010 | 2011 | 2012 | 2013 | 2014 | 2015 | 2016 | 2017 | 2018 | 2019 |

| No. | Name | Label | Survey period | Survey frequency |
|----------|-------------|------------------------|-------------------------|--------------------|
| 3.4.310) | vg_fincolow | low costs of financing | West 05/1982 to 02/1993 | Feb, May, Aug, Nov |

Wording of question

| | |
|---|--|
| <p>since 05/1982</p> <p>Feedstock Our stock of the most important raw materials and pre-materials to produce XY is currently [...]</p> <p>if relatively high: We currently have a high stock because of</p> <p style="text-align: center;">relatively low costs of financing [1] <input type="text"/></p> | <p>Further information</p> <p>low costs of financing</p> <p>**"currently" since 02/1988</p> |
|---|--|

Time span of variable

| 1980 | 1981 | 1982 | 1983 | 1984 | 1985 | 1986 | 1987 | 1988 | 1989 |
|------|------|------|------|------|------|------|------|------|------|
| | | WEST | | | | | | | |
| 1990 | 1991 | 1992 | 1993 | 1994 | 1995 | 1996 | 1997 | 1998 | 1999 |
| WEST | | | | | | | | | |
| 2000 | 2001 | 2002 | 2003 | 2004 | 2005 | 2006 | 2007 | 2008 | 2009 |
| 2010 | 2011 | 2012 | 2013 | 2014 | 2015 | 2016 | 2017 | 2018 | 2019 |

| No. | Name | Label | Survey period | Survey frequency |
|----------|---------------|--|-----------------------|------------------|
| 3.4.311) | vg_flight_eur | importance of flight connections in Europe | East and West 03/2013 | once |

Wording of question

| | | | | | | | | | |
|--|----------------|----------------|----------------|-------------|-----|-----|-----|-----|---|
| <p>03/2013</p> <p>How important is a flight connection to destinations in [...] for your company?</p> <table border="1" style="margin-left: auto; margin-right: auto;"> <tr> <td>very important</td><td>important</td><td>less important</td><td>unimportant</td></tr> <tr> <td>[1]</td><td>[2]</td><td>[3]</td><td>[4]</td></tr> </table> <p style="text-align: center;">Europe</p> | very important | important | less important | unimportant | [1] | [2] | [3] | [4] | <p>Further information</p> <p>Importance of flight connections to destinations in Europe</p> |
| very important | important | less important | unimportant | | | | | | |
| [1] | [2] | [3] | [4] | | | | | | |

Time span of variable

| 1980 | 1981 | 1982 | 1983 | 1984 | 1985 | 1986 | 1987 | 1988 | 1989 |
|------|------|------|------|------|------|------|------|------|------|
| | | | | | | | | | |
| 1990 | 1991 | 1992 | 1993 | 1994 | 1995 | 1996 | 1997 | 1998 | 1999 |
| | | | | | | | | | |
| 2000 | 2001 | 2002 | 2003 | 2004 | 2005 | 2006 | 2007 | 2008 | 2009 |

| | | | | | | | | | |
|------|------|------|--------------|------|------|------|------|------|------|
| 2010 | 2011 | 2012 | 2013 | 2014 | 2015 | 2016 | 2017 | 2018 | 2019 |
| | | | WEST EAST | | | | | | |

| No. | Name | Label | Survey period | Survey frequency |
|----------|---------------|--|-----------------------|------------------|
| 3.4.312) | vg_flight_ger | importance of flight connections in Gergny | East and West 03/2013 | once |

Wording of question

| | | | | | | | | | |
|---|---|----------------|----------------|-------------|-----|-----|-----|-----|--|
| 03/2013 | Further information | | | | | | | | |
| How important is a flight connection to destinations in [...] for your company? | Importance of flight connections to destinations in Germany | | | | | | | | |
| Germany | | | | | | | | | |
| <table border="1"> <tr> <td>very important</td> <td>important</td> <td>less important</td> <td>unimportant</td> </tr> <tr> <td>[1]</td> <td>[2]</td> <td>[3]</td> <td>[4]</td> </tr> </table> | very important | important | less important | unimportant | [1] | [2] | [3] | [4] | |
| very important | important | less important | unimportant | | | | | | |
| [1] | [2] | [3] | [4] | | | | | | |

Time span of variable

| | | | | | | | | | |
|------|------|------|--------------|------|------|------|------|------|------|
| 1980 | 1981 | 1982 | 1983 | 1984 | 1985 | 1986 | 1987 | 1988 | 1989 |
| 1990 | 1991 | 1992 | 1993 | 1994 | 1995 | 1996 | 1997 | 1998 | 1999 |
| 2000 | 2001 | 2002 | 2003 | 2004 | 2005 | 2006 | 2007 | 2008 | 2009 |
| 2010 | 2011 | 2012 | 2013 | 2014 | 2015 | 2016 | 2017 | 2018 | 2019 |
| | | | WEST EAST | | | | | | |

| No. | Name | Label | Survey period | Survey frequency |
|----------|-----------------|--|-----------------------|------------------|
| 3.4.313) | vg_flight_world | importance of flight connections worldwide | East and West 03/2013 | once |

Wording of question

| | | | | | | | | | |
|---|--|----------------|----------------|-------------|-----|-----|-----|-----|--|
| 03/2013 | Further information | | | | | | | | |
| How important is a flight connection to destinations [...] for your company? | Importance of flight connections to destinations worldwide | | | | | | | | |
| worldwide | | | | | | | | | |
| <table border="1"> <tr> <td>very important</td> <td>important</td> <td>less important</td> <td>unimportant</td> </tr> <tr> <td>[1]</td> <td>[2]</td> <td>[3]</td> <td>[4]</td> </tr> </table> | very important | important | less important | unimportant | [1] | [2] | [3] | [4] | |
| very important | important | less important | unimportant | | | | | | |
| [1] | [2] | [3] | [4] | | | | | | |

Time span of variable

| | | | | | | | | | |
|------|------|------|--------------|------|------|------|------|------|------|
| 1980 | 1981 | 1982 | 1983 | 1984 | 1985 | 1986 | 1987 | 1988 | 1989 |
| 1990 | 1991 | 1992 | 1993 | 1994 | 1995 | 1996 | 1997 | 1998 | 1999 |
| 2000 | 2001 | 2002 | 2003 | 2004 | 2005 | 2006 | 2007 | 2008 | 2009 |
| 2010 | 2011 | 2012 | 2013 | 2014 | 2015 | 2016 | 2017 | 2018 | 2019 |
| | | | WEST EAST | | | | | | |

| | | | | | |
|--|--|--|--|--|--|
| | | | | | |
|--|--|--|--|--|--|

| No. | Name | Label | Survey period | Survey frequency |
|-----|------|-------|---------------|------------------|
|-----|------|-------|---------------|------------------|

| | | | | |
|----------|------------|----------------------------|--|----------------------------------|
| 3.4.314) | vg_foreord | foreign orders (appraisal) | West since 01/1980 East since 01/1991 | monthly survey monthly survey |
|----------|------------|----------------------------|--|----------------------------------|

Wording of question

| Further information | |
|---|--|
| 01/1991 to 11/2001 | Appraisal of foreign orders |
| No questionnaires for the East available | |
| 01/1980 to 11/2001 | 01/2002 and 02/2002 *instead of "Current situation" →"Current situation and tendencies" **addition "current" |
| We consider our foreign order backlog for XY currently to be | |
| <input type="checkbox"/> relatively high [1] (e.g. extended time of delivery) <input type="checkbox"/> sufficient [2] <input type="checkbox"/> too small [3] <input type="checkbox"/> no export XY [4] | |
| since 01/2002 | |
| Current situation* | |
| We consider our (current**) foreign order backlog to be | |
| <input type="checkbox"/> relatively high [1] <input type="checkbox"/> sufficient [2] <input type="checkbox"/> or not customary <input type="checkbox"/> too small [3] <input type="checkbox"/> no export XY [4] | for export <input type="checkbox"/> <input type="checkbox"/> <input type="checkbox"/> <input type="checkbox"/> |

Time span of variable

| 1980 | 1981 | 1982 | 1983 | 1984 | 1985 | 1986 | 1987 | 1988 | 1989 |
|------|------|------|------|------|------|------|------|------|------|
| WEST | | | | | | | | | |
| | | | | | | | | | |
| 1990 | 1991 | 1992 | 1993 | 1994 | 1995 | 1996 | 1997 | 1998 | 1999 |
| WEST | | | | | | | | | |
| | EAST | | | | | | | | |
| | | | | | | | | | |
| 2000 | 2001 | 2002 | 2003 | 2004 | 2005 | 2006 | 2007 | 2008 | 2009 |
| WEST | | | | | | | | | |
| EAST | | | | | | | | | |
| | | | | | | | | | |
| 2010 | 2011 | 2012 | 2013 | 2014 | 2015 | 2016 | 2017 | 2018 | 2019 |
| WEST | | | | | | | | | |
| EAST | | | | | | | | | |

| No. | Name | Label | Survey period | Survey frequency |
|-----|------|-------|---------------|------------------|
|-----|------|-------|---------------|------------------|

| | | | | |
|----------|-----------|-----------|---|--|
| 3.4.315) | vg_hcount | headcount | West 03/2002 - 12/2014 East 09/1994 - 12/2014* | Mrch, Jun, Sep, Dec Mrch, Jun, Sep, Dec |
|----------|-----------|-----------|---|--|

Wording of question

| Further information | |
|---|--|
| 09/1994 to 12/2001 | Development of the headcount |
| No questionnaires for the East available | |
| since 03/2002 | * no inquiry in Dec 2001 but in Nov 2001 |
| We consider our head count with respect to the expected sales development of XY during the next 12 months to be | |
| <input type="checkbox"/> relatively high [1] (e.g. reduction of staff necessary) | <input type="checkbox"/> |
| <input type="checkbox"/> sufficient [2] | <input type="checkbox"/> |
| <input type="checkbox"/> too small [3] (e.g. additional staff necessary) | <input type="checkbox"/> |

Time span of variable

| | | | | | | | | | |
|------|------|------|------|------|------|------|------|------|------|
| 1980 | 1981 | 1982 | 1983 | 1984 | 1985 | 1986 | 1987 | 1988 | 1989 |
| 1990 | 1991 | 1992 | 1993 | 1994 | 1995 | 1996 | 1997 | 1998 | 1999 |
| | | | | EAST | | | | | |
| 2000 | 2001 | 2002 | 2003 | 2004 | 2005 | 2006 | 2007 | 2008 | 2009 |
| | | WEST | | | | | | | |
| EAST | | | | | | | | | |
| 2010 | 2011 | 2012 | 2013 | 2014 | 2015 | 2016 | 2017 | 2018 | 2019 |
| WEST | | | | | | | | | |
| EAST | | | | | | | | | |

| No. | Name | Label | Survey period | Survey frequency |
|-----|------|-------|---------------|------------------|
|-----|------|-------|---------------|------------------|

| | | | | |
|----------|-------------|--|-----------------------|------|
| 3.4.316) | vg_inf_cold | influence of cold waves on value added | East and West 02/2013 | once |
|----------|-------------|--|-----------------------|------|

Wording of question

| | | | | | | | | | |
|---|---|------------------------|------------------------|-------------------|---------------------------------|--|--|--|--|
| 02/2013 | Further information | | | | | | | | |
| How did extreme weather conditions in the past influence the value added of your company? | Influence of cold waves (incl. ice and snow) on the value added | | | | | | | | |
| <table border="1"> <tr> <td>positive influence [1]</td> <td>no influence [2]</td> <td>negative influence [3]</td> <td>not specified [4]</td> </tr> <tr> <td colspan="4">cold waves (incl. ice and snow)</td> </tr> </table> | positive influence [1] | no influence [2] | negative influence [3] | not specified [4] | cold waves (incl. ice and snow) | | | | |
| positive influence [1] | no influence [2] | negative influence [3] | not specified [4] | | | | | | |
| cold waves (incl. ice and snow) | | | | | | | | | |

Time span of variable

| | | | | | | | | | |
|------|------|------|------|------|------|------|------|------|------|
| 1980 | 1981 | 1982 | 1983 | 1984 | 1985 | 1986 | 1987 | 1988 | 1989 |
| 1990 | 1991 | 1992 | 1993 | 1994 | 1995 | 1996 | 1997 | 1998 | 1999 |
| 2000 | 2001 | 2002 | 2003 | 2004 | 2005 | 2006 | 2007 | 2008 | 2009 |
| 2010 | 2011 | 2012 | 2013 | 2014 | 2015 | 2016 | 2017 | 2018 | 2019 |
| | | | WEST | | | | | | |
| | | | EAST | | | | | | |

| No. | Name | Label | Survey period | Survey frequency |
|-----|------|-------|---------------|------------------|
|-----|------|-------|---------------|------------------|

| | | | | |
|----------|-------------|-------------------------------------|-----------------------|------|
| 3.4.317) | vg_inf_drou | influence of drought on value added | East and West 02/2013 | once |
|----------|-------------|-------------------------------------|-----------------------|------|

Wording of question

| | | | | | | | | | |
|---|---|------------------------|------------------------|-------------------|---------|--|--|--|--|
| 02/2013 | Further information | | | | | | | | |
| How did extreme weather conditions in the past influence the value added of your company? | Influence of drought on the value added | | | | | | | | |
| <table border="1"> <tr> <td>positive influence [1]</td> <td>no influence [2]</td> <td>negative influence [3]</td> <td>not specified [4]</td> </tr> <tr> <td colspan="4">drought</td> </tr> </table> | positive influence [1] | no influence [2] | negative influence [3] | not specified [4] | drought | | | | |
| positive influence [1] | no influence [2] | negative influence [3] | not specified [4] | | | | | | |
| drought | | | | | | | | | |

Time span of variable

| | | | | | | | | | |
|------|------|------|------|------|------|------|------|------|------|
| 1980 | 1981 | 1982 | 1983 | 1984 | 1985 | 1986 | 1987 | 1988 | 1989 |
|------|------|------|------|------|------|------|------|------|------|

| | | | | | | | | | |
|------|------|------|------|------|------|------|------|------|------|
| 1990 | 1991 | 1992 | 1993 | 1994 | 1995 | 1996 | 1997 | 1998 | 1999 |
| 2000 | 2001 | 2002 | 2003 | 2004 | 2005 | 2006 | 2007 | 2008 | 2009 |
| 2010 | 2011 | 2012 | 2013 | 2014 | 2015 | 2016 | 2017 | 2018 | 2019 |
| | | | WEST | | | | | | |
| | | | EAST | | | | | | |

| No. | Name | Label | Survey period | Survey frequency |
|-----|------|-------|---------------|------------------|
|-----|------|-------|---------------|------------------|

3.4.318) **vg_inf_heat** influence of heatwaves on value added East and West 02/2013 once

Wording of question

| | | | | | | | | | |
|---|---|------------------------|------------------------|-------------------|-----------|--|--|--|--|
| 02/2013 | Further information | | | | | | | | |
| How did extreme weather conditions in the past influence the value added of your company? | Influence of heatwaves on the value added | | | | | | | | |
| <table border="1"> <tr> <td>positive influence [1]</td> <td>no influence [2]</td> <td>negative influence [3]</td> <td>not specified [4]</td> </tr> <tr> <td>heatwaves</td> <td></td> <td></td> <td></td> </tr> </table> | positive influence [1] | no influence [2] | negative influence [3] | not specified [4] | heatwaves | | | | |
| positive influence [1] | no influence [2] | negative influence [3] | not specified [4] | | | | | | |
| heatwaves | | | | | | | | | |

Time span of variable

| | | | | | | | | | |
|------|------|------|------|------|------|------|------|------|------|
| 1980 | 1981 | 1982 | 1983 | 1984 | 1985 | 1986 | 1987 | 1988 | 1989 |
| 1990 | 1991 | 1992 | 1993 | 1994 | 1995 | 1996 | 1997 | 1998 | 1999 |
| 2000 | 2001 | 2002 | 2003 | 2004 | 2005 | 2006 | 2007 | 2008 | 2009 |
| 2010 | 2011 | 2012 | 2013 | 2014 | 2015 | 2016 | 2017 | 2018 | 2019 |
| | | | WEST | | | | | | |
| | | | EAST | | | | | | |

| No. | Name | Label | Survey period | Survey frequency |
|-----|------|-------|---------------|------------------|
|-----|------|-------|---------------|------------------|

3.4.319) **vg_inf_rain** influence of heavy rainfall on value added East and West 02/2013 once

Wording of question

| | | | | | | | | | |
|--|--|------------------------|------------------------|-------------------|----------------|--|--|--|--|
| 02/2013 | Further information | | | | | | | | |
| How did extreme weather conditions in the past influence the value added of your company? | Influence of heavy rainfall on the value added | | | | | | | | |
| <table border="1"> <tr> <td>positive influence [1]</td> <td>no influence [2]</td> <td>negative influence [3]</td> <td>not specified [4]</td> </tr> <tr> <td>heavy rainfall</td> <td></td> <td></td> <td></td> </tr> </table> | positive influence [1] | no influence [2] | negative influence [3] | not specified [4] | heavy rainfall | | | | |
| positive influence [1] | no influence [2] | negative influence [3] | not specified [4] | | | | | | |
| heavy rainfall | | | | | | | | | |

Time span of variable

| | | | | | | | | | |
|------|------|------|------|------|------|------|------|------|------|
| 1980 | 1981 | 1982 | 1983 | 1984 | 1985 | 1986 | 1987 | 1988 | 1989 |
| 1990 | 1991 | 1992 | 1993 | 1994 | 1995 | 1996 | 1997 | 1998 | 1999 |

| | | | | | | | | | |
|------|------|------|------|------|------|------|------|------|------|
| 2000 | 2001 | 2002 | 2003 | 2004 | 2005 | 2006 | 2007 | 2008 | 2009 |
| 2010 | 2011 | 2012 | 2013 | 2014 | 2015 | 2016 | 2017 | 2018 | 2019 |
| | | | WEST | | | | | | |
| | | | EAST | | | | | | |

| No. | Name | Label | Survey period | Survey frequency |
|----------|--------------|------------------------------------|-----------------------|------------------|
| 3.4.320) | vg_inf_storm | influence of storms on value added | East and West 02/2013 | once |

Wording of question

| | | | | | | | | | |
|--|--|------------------------|------------------------|-------------------|--|--|--|--|--|
| 02/2013 | Further information | | | | | | | | |
| How did extreme weather conditions in the past influence the value added of your company? | Influence of storms on the value added | | | | | | | | |
| <table border="1"> <tr> <td>positive influence [1]</td> <td>no influence [2]</td> <td>negative influence [3]</td> <td>not specified [4]</td> </tr> <tr> <td></td> <td></td> <td></td> <td></td> </tr> </table> | positive influence [1] | no influence [2] | negative influence [3] | not specified [4] | | | | | |
| positive influence [1] | no influence [2] | negative influence [3] | not specified [4] | | | | | | |
| | | | | | | | | | |

Time span of variable

| | | | | | | | | | |
|------|------|------|------|------|------|------|------|------|------|
| 1980 | 1981 | 1982 | 1983 | 1984 | 1985 | 1986 | 1987 | 1988 | 1989 |
| 1990 | 1991 | 1992 | 1993 | 1994 | 1995 | 1996 | 1997 | 1998 | 1999 |
| 2000 | 2001 | 2002 | 2003 | 2004 | 2005 | 2006 | 2007 | 2008 | 2009 |
| 2010 | 2011 | 2012 | 2013 | 2014 | 2015 | 2016 | 2017 | 2018 | 2019 |
| | | | WEST | | | | | | |
| | | | EAST | | | | | | |

| No. | Name | Label | Survey period | Survey frequency |
|----------|-----------|--------------------------------------|-----------------------------|------------------|
| 3.4.321) | invcon_dj | investment in construction this year | East and West since 05/2015 | |

Wording of question

| | | | | | | | | | |
|---|--|--|--------------|----------------------|----------------|----------------------|--------------|----------------------|--|
| 05/2015 | Further information | | | | | | | | |
| Investments 1) In the current year (20XX* compared to 20YY**) our investments will likely | | | | | | | | | |
| <table border="1"> <tr> <td></td> <td>Total investments, thereof in: construction</td> </tr> <tr> <td>increase [1]</td> <td><input type="text"/></td> </tr> <tr> <td>not change [2]</td> <td><input type="text"/></td> </tr> <tr> <td>decrease [3]</td> <td><input type="text"/></td> </tr> </table> | | Total investments, thereof in: construction | increase [1] | <input type="text"/> | not change [2] | <input type="text"/> | decrease [3] | <input type="text"/> | *20XX means current year e.g.: If the question was posed in 2015: 20XX=2015 **20YY means last year e.g.: If the question was posed in 2015: 20YY=2014 |
| | Total investments, thereof in: construction | | | | | | | | |
| increase [1] | <input type="text"/> | | | | | | | | |
| not change [2] | <input type="text"/> | | | | | | | | |
| decrease [3] | <input type="text"/> | | | | | | | | |

Time span of variable

| | | | | | | | | | |
|------|------|------|------|------|------|------|------|------|------|
| 1980 | 1981 | 1982 | 1983 | 1984 | 1985 | 1986 | 1987 | 1988 | 1989 |
| 1990 | 1991 | 1992 | 1993 | 1994 | 1995 | 1996 | 1997 | 1998 | 1999 |
| 2000 | 2001 | 2002 | 2003 | 2004 | 2005 | 2006 | 2007 | 2008 | 2009 |

| | | | | | | | | | |
|------|------|------|------|------|------|------|------|------|------|
| 2010 | 2011 | 2012 | 2013 | 2014 | 2015 | 2016 | 2017 | 2018 | 2019 |
| | | | | | WEST | | | | |
| | | | | | EAST | | | | |

| No. | Name | Label | Survey period | Survey frequency |
|-----|------|-------|---------------|------------------|
|-----|------|-------|---------------|------------------|

3.4.322) **invcon_lj** investment in construction last year East and West since 05/2015

Wording of question

| | | | | | | | |
|---|----------------------------|----------------------|-----------------|----------------------|---------------|----------------------|--|
| 05/2015 | Further information | | | | | | |
| Investments 1) Last year (20YY* compared to 20WW**) our investments were <div style="text-align: center;"> Total investments, thereof in: construction </div> <table style="width: 100%;"> <tr> <td style="width: 50%;">increased [1]</td> <td style="width: 50%;"><input type="text"/></td> </tr> <tr> <td>not changed [2]</td> <td><input type="text"/></td> </tr> <tr> <td>decreased [3]</td> <td><input type="text"/></td> </tr> </table> | increased [1] | <input type="text"/> | not changed [2] | <input type="text"/> | decreased [3] | <input type="text"/> | *20YY means last year e.g.: If the question was posed in 2015: 20YY=2014 *20WW means two years ago e.g.: If the question was posed in 2015: 20WW=2013 |
| increased [1] | <input type="text"/> | | | | | | |
| not changed [2] | <input type="text"/> | | | | | | |
| decreased [3] | <input type="text"/> | | | | | | |

Time span of variable

| | | | | | | | | | |
|------|------|------|------|------|------|------|------|------|------|
| 1980 | 1981 | 1982 | 1983 | 1984 | 1985 | 1986 | 1987 | 1988 | 1989 |
| 1990 | 1991 | 1992 | 1993 | 1994 | 1995 | 1996 | 1997 | 1998 | 1999 |
| 2000 | 2001 | 2002 | 2003 | 2004 | 2005 | 2006 | 2007 | 2008 | 2009 |
| 2010 | 2011 | 2012 | 2013 | 2014 | 2015 | 2016 | 2017 | 2018 | 2019 |
| | | | | | WEST | | | | |
| | | | | | EAST | | | | |

| No. | Name | Label | Survey period | Survey frequency |
|-----|------|-------|---------------|------------------|
|-----|------|-------|---------------|------------------|

3.4.323) **invcon_nj** investment in construction next year East and West since 11/2015

Wording of question

| | | | | | | | |
|--|----------------------------|----------------------|----------------|----------------------|--------------|----------------------|--|
| 11/2015 | Further information | | | | | | |
| Investments 1) In the next year (20ZZ* compared to 20XX**) our investments will likely <div style="text-align: center;"> Total investments, thereof in: construction </div> <table style="width: 100%;"> <tr> <td style="width: 50%;">increase [1]</td> <td style="width: 50%;"><input type="text"/></td> </tr> <tr> <td>not change [2]</td> <td><input type="text"/></td> </tr> <tr> <td>decrease [3]</td> <td><input type="text"/></td> </tr> </table> | increase [1] | <input type="text"/> | not change [2] | <input type="text"/> | decrease [3] | <input type="text"/> | *20ZZ means next year e.g.: If the question was posed in 2015: 20ZZ=2016 **20XX means current year e.g.: If the question was posed in 2015: 20XX=2015 |
| increase [1] | <input type="text"/> | | | | | | |
| not change [2] | <input type="text"/> | | | | | | |
| decrease [3] | <input type="text"/> | | | | | | |

Time span of variable

| | | | | | | | | | |
|------|------|------|------|------|------|------|------|------|------|
| 1980 | 1981 | 1982 | 1983 | 1984 | 1985 | 1986 | 1987 | 1988 | 1989 |
| 1990 | 1991 | 1992 | 1993 | 1994 | 1995 | 1996 | 1997 | 1998 | 1999 |
| 2000 | 2001 | 2002 | 2003 | 2004 | 2005 | 2006 | 2007 | 2008 | 2009 |
| 2010 | 2011 | 2012 | 2013 | 2014 | 2015 | 2016 | 2017 | 2018 | 2019 |
| | | | | | WEST | | | | |
| | | | | | EAST | | | | |

| No. | Name | Label | Survey period | Survey frequency |
|-----|------|-------|---------------|------------------|
|-----|------|-------|---------------|------------------|

3.4.324) **inveq_dj** investment in equipment this year East and West since 05/2015

Wording of question

| | |
|---------|----------------------------|
| 05/2015 | Further information |
|---------|----------------------------|

Investments
1) In the current year (20XX* compared to 20YY**) our investments will likely

**Total investments,
thereof in: equipment**

increase [1]

not change [2]

decrease [3]

*20XX means current year
e.g.: If the question was posed in 2015:
20XX=2015

**20YY means last year
e.g.: If the question was posed in 2015:
20YY=2014

Time span of variable

| | | | | | | | | | |
|------|------|------|------|------|------|------|------|------|------|
| 1980 | 1981 | 1982 | 1983 | 1984 | 1985 | 1986 | 1987 | 1988 | 1989 |
| 1990 | 1991 | 1992 | 1993 | 1994 | 1995 | 1996 | 1997 | 1998 | 1999 |
| 2000 | 2001 | 2002 | 2003 | 2004 | 2005 | 2006 | 2007 | 2008 | 2009 |
| 2010 | 2011 | 2012 | 2013 | 2014 | 2015 | 2016 | 2017 | 2018 | 2019 |

WEST
EAST

| No. | Name | Label | Survey period | Survey frequency |
|-----|------|-------|---------------|------------------|
|-----|------|-------|---------------|------------------|

| | | | | |
|----------|----------|-----------------------------------|-----------------------------|--|
| 3.4.325) | inveq_lj | investment in equipment last year | East and West since 05/2015 | |
|----------|----------|-----------------------------------|-----------------------------|--|

Wording of question

05/2015

Investments
1) Last year (20YY* compared to 20WW**) our investments were

**Total investments,
thereof in: equipment**

increased [1]

not changed [2]

decreased [3]

Further information

*20YY means last year
e.g.: If the question was posed in 2015:
20YY=2014

*20WW means two years ago
e.g.: If the question was posed in 2015:
20WW=2013

Time span of variable

| | | | | | | | | | |
|------|------|------|------|------|------|------|------|------|------|
| 1980 | 1981 | 1982 | 1983 | 1984 | 1985 | 1986 | 1987 | 1988 | 1989 |
| 1990 | 1991 | 1992 | 1993 | 1994 | 1995 | 1996 | 1997 | 1998 | 1999 |
| 2000 | 2001 | 2002 | 2003 | 2004 | 2005 | 2006 | 2007 | 2008 | 2009 |
| 2010 | 2011 | 2012 | 2013 | 2014 | 2015 | 2016 | 2017 | 2018 | 2019 |

WEST
EAST

| No. | Name | Label | Survey period | Survey frequency |
|-----|------|-------|---------------|------------------|
|-----|------|-------|---------------|------------------|

| | | | | |
|----------|----------|-----------------------------------|-----------------------------|--|
| 3.4.326) | inveq_nj | investment in equipment next year | East and West since 11/2015 | |
|----------|----------|-----------------------------------|-----------------------------|--|

Wording of question

11/2015

Investments
1) In the next year (20ZZ* compared to 20XX**) our investments will likely

**Total investments,
thereof in: equipment**

increase [1]

not change [2]

decrease [3]

Further information

*20ZZ means next year
e.g.: If the question was posed in 2015:
20ZZ=2016

**20XX means current year
e.g.: If the question was posed in 2015:
20XX=2015

Time span of variable

| | | | | | | | | | |
|------|------|------|------|------|------|------|------|------|------|
| 1980 | 1981 | 1982 | 1983 | 1984 | 1985 | 1986 | 1987 | 1988 | 1989 |
| 1990 | 1991 | 1992 | 1993 | 1994 | 1995 | 1996 | 1997 | 1998 | 1999 |
| 2000 | 2001 | 2002 | 2003 | 2004 | 2005 | 2006 | 2007 | 2008 | 2009 |
| 2010 | 2011 | 2012 | 2013 | 2014 | 2015 | 2016 | 2017 | 2018 | 2019 |

WEST
EAST

| No. | Name | Label | Survey period | Survey frequency |
|-----|------|-------|---------------|------------------|
|-----|------|-------|---------------|------------------|

3.4.327) **invest_dj** total investment this year East and West since 05/2015

Wording of question

| | |
|--|---|
| <p>05/2015</p> <p>Investments</p> <p>1) In the current year (20XX* compared to 20YY**) our investments will likely</p> <p style="text-align: center;">Total investments</p> <p>increase [1] <input type="text"/></p> <p>not change [2] <input type="text"/></p> <p>decrease [3] <input type="text"/></p> | <p>Further information</p> <p>*20XX means current year e.g.: If the question was posed in 2015: 20XX=2015</p> <p>**20YY means last year e.g.: If the question was posed in 2015: 20YY=2014</p> |
|--|---|

Time span of variable

| | | | | | | | | | |
|------|------|------|------|------|------|------|------|------|------|
| 1980 | 1981 | 1982 | 1983 | 1984 | 1985 | 1986 | 1987 | 1988 | 1989 |
| 1990 | 1991 | 1992 | 1993 | 1994 | 1995 | 1996 | 1997 | 1998 | 1999 |
| 2000 | 2001 | 2002 | 2003 | 2004 | 2005 | 2006 | 2007 | 2008 | 2009 |
| 2010 | 2011 | 2012 | 2013 | 2014 | 2015 | 2016 | 2017 | 2018 | 2019 |

WEST
EAST

| No. | Name | Label | Survey period | Survey frequency |
|-----|------|-------|---------------|------------------|
|-----|------|-------|---------------|------------------|

3.4.328) **invest_lj** total investment last year East and West since 05/2015

Wording of question

| | |
|--|--|
| <p>05/2015</p> <p>Investments</p> <p>1) Last year (20YY* compared to 20WW**) our investments were</p> <p style="text-align: center;">Total investments</p> <p>increased [1] <input type="text"/></p> <p>not changed [2] <input type="text"/></p> <p>decreased [3] <input type="text"/></p> | <p>Further information</p> <p>*20YY means last year e.g.: If the question was posed in 2015: 20YY=2014</p> <p>**20WW means two years ago e.g.: If the question was posed in 2015: 20WW=2013</p> |
|--|--|

Time span of variable

| | | | | | | | | | |
|------|------|------|------|------|------|------|------|------|------|
| 1980 | 1981 | 1982 | 1983 | 1984 | 1985 | 1986 | 1987 | 1988 | 1989 |
| 1990 | 1991 | 1992 | 1993 | 1994 | 1995 | 1996 | 1997 | 1998 | 1999 |
| 2000 | 2001 | 2002 | 2003 | 2004 | 2005 | 2006 | 2007 | 2008 | 2009 |
| 2010 | 2011 | 2012 | 2013 | 2014 | 2015 | 2016 | 2017 | 2018 | 2019 |

WEST
EAST

| | | | | | |
|--|--|--|------|--|--|
| | | | EAST | | |
|--|--|--|------|--|--|

| No. | Name | Label | Survey period | Survey frequency |
|-----|------|-------|---------------|------------------|
|-----|------|-------|---------------|------------------|

| | | | | |
|----------|-----------|----------------------------|-----------------------------|--|
| 3.4.329) | invest_nj | total investment next year | East and West since 11/2015 | |
|----------|-----------|----------------------------|-----------------------------|--|

Wording of question

| | | | | | | | | | |
|---|--|--------------------------|--------------------------|--------------|----------------------|----------------|----------------------|--------------|----------------------|
| 11/2015 | Further information | | | | | | | | |
| Investments 1) In the next year (20ZZ* compared to 20XX**) our investments will likely | *20ZZ means next year e.g.: If the question was posed in 2015: 20ZZ=2016 **20XX means current year e.g.: If the question was posed in 2015: 20XX=2015 | | | | | | | | |
| <table border="0"> <tr> <td></td> <td style="text-align: center;">Total investments</td> </tr> <tr> <td>increase [1]</td> <td style="text-align: center;"><input type="text"/></td> </tr> <tr> <td>not change [2]</td> <td style="text-align: center;"><input type="text"/></td> </tr> <tr> <td>decrease [3]</td> <td style="text-align: center;"><input type="text"/></td> </tr> </table> | | | Total investments | increase [1] | <input type="text"/> | not change [2] | <input type="text"/> | decrease [3] | <input type="text"/> |
| | | Total investments | | | | | | | |
| increase [1] | <input type="text"/> | | | | | | | | |
| not change [2] | <input type="text"/> | | | | | | | | |
| decrease [3] | <input type="text"/> | | | | | | | | |

Time span of variable

| | | | | | | | | | |
|------|------|------|------|------|------|------|------|------|------|
| 1980 | 1981 | 1982 | 1983 | 1984 | 1985 | 1986 | 1987 | 1988 | 1989 |
| 1990 | 1991 | 1992 | 1993 | 1994 | 1995 | 1996 | 1997 | 1998 | 1999 |
| 2000 | 2001 | 2002 | 2003 | 2004 | 2005 | 2006 | 2007 | 2008 | 2009 |
| 2010 | 2011 | 2012 | 2013 | 2014 | 2015 | 2016 | 2017 | 2018 | 2019 |

WEST
EAST

| No. | Name | Label | Survey period | Survey frequency |
|-----|------|-------|---------------|------------------|
|-----|------|-------|---------------|------------------|

| | | | | |
|----------|-------|-----------------|-----------------------|------|
| 3.4.330) | vg_j1 | Japan crisis q1 | East and West 05/2011 | once |
|----------|-------|-----------------|-----------------------|------|

Wording of question

| | | | | |
|---|-------------------------|----------------------|---------|----------------------|
| 05/2011 | Further information | | | |
| Are you currently directly or indirectly affected by supply shortage resulting from the Japan crisis via other presuppliers and/or will you be affected during the next 3 months? | Japan crisis question 1 | | | |
| currently: <table border="0" style="margin-left: 200px;"> <tr> <td><input type="text"/></td> <td>yes [1]</td> </tr> <tr> <td><input type="text"/></td> <td>no [2]</td> </tr> </table> | | <input type="text"/> | yes [1] | <input type="text"/> |
| <input type="text"/> | yes [1] | | | |
| <input type="text"/> | no [2] | | | |

Time span of variable

| | | | | | | | | | |
|------|------|------|------|------|------|------|------|------|------|
| 1980 | 1981 | 1982 | 1983 | 1984 | 1985 | 1986 | 1987 | 1988 | 1989 |
| 1990 | 1991 | 1992 | 1993 | 1994 | 1995 | 1996 | 1997 | 1998 | 1999 |
| 2000 | 2001 | 2002 | 2003 | 2004 | 2005 | 2006 | 2007 | 2008 | 2009 |
| 2010 | 2011 | 2012 | 2013 | 2014 | 2015 | 2016 | 2017 | 2018 | 2019 |

WEST
EAST

| No. | Name | Label | Survey period | Survey frequency |
|-----|------|-------|---------------|------------------|
|-----|------|-------|---------------|------------------|

| | | | | |
|----------|-------|-----------------|-----------------------|------|
| 3.4.331) | vg_j2 | Japan crisis q2 | East and West 05/2011 | once |
|----------|-------|-----------------|-----------------------|------|

Wording of question

| | | |
|--|---|--|
| 05/2011 Are you currently directly or indirectly affected by supply shortage resulting from the Japan crisis via other presuppliers and/or will you be affected during the next 3 months? currently: If yes: (reference to question J1) Our methods: Other suppliers | <input type="text"/> yes [1] <input type="text"/> no [2] | Further information Japan crisis question 2 |
|--|---|--|

Time span of variable

| | | | | | | | | | |
|------|------|------|------|------|------|------|------|------|------|
| 1980 | 1981 | 1982 | 1983 | 1984 | 1985 | 1986 | 1987 | 1988 | 1989 |
| 1990 | 1991 | 1992 | 1993 | 1994 | 1995 | 1996 | 1997 | 1998 | 1999 |
| 2000 | 2001 | 2002 | 2003 | 2004 | 2005 | 2006 | 2007 | 2008 | 2009 |
| 2010 | 2011 | 2012 | 2013 | 2014 | 2015 | 2016 | 2017 | 2018 | 2019 |

WEST
EAST

| No. | Name | Label | Survey period | Survey frequency |
|-----|------|-------|---------------|------------------|
|-----|------|-------|---------------|------------------|

| | | | | |
|----------|-------|-----------------|-----------------------|------|
| 3.4.332) | vg_j3 | Japan crisis q3 | East and West 05/2011 | once |
|----------|-------|-----------------|-----------------------|------|

Wording of question

| | | |
|--|---|--|
| 05/2011 Are you currently directly or indirectly affected by supply shortage resulting from the Japan crisis via other presuppliers and/or will you be affected during the next 3 months? currently: If yes: (reference to question J1) Our methods: reduction of production | <input type="text"/> yes [1] <input type="text"/> no [2] | Further information Japan crisis question 3 |
|--|---|--|

Time span of variable

| | | | | | | | | | |
|------|------|------|------|------|------|------|------|------|------|
| 1980 | 1981 | 1982 | 1983 | 1984 | 1985 | 1986 | 1987 | 1988 | 1989 |
| 1990 | 1991 | 1992 | 1993 | 1994 | 1995 | 1996 | 1997 | 1998 | 1999 |
| 2000 | 2001 | 2002 | 2003 | 2004 | 2005 | 2006 | 2007 | 2008 | 2009 |
| 2010 | 2011 | 2012 | 2013 | 2014 | 2015 | 2016 | 2017 | 2018 | 2019 |

WEST
EAST

| No. | Name | Label | Survey period | Survey frequency |
|-----|------|-------|---------------|------------------|
|-----|------|-------|---------------|------------------|

| | | | | |
|----------|-------|-----------------|-----------------------|------|
| 3.4.333) | vg_j4 | Japan crisis q4 | East and West 05/2011 | once |
|----------|-------|-----------------|-----------------------|------|

Wording of question

| | | | | |
|--|--|--|--|---------------------|
| | | | | Further information |
|--|--|--|--|---------------------|

05/2011

Are you currently directly or indirectly affected by supply shortage resulting from the Japan crisis via other presuppliers and/or will you be affected during the next 3 months?

During the next 3 months:

yes [1]

no [2]

Japan crisis question 4

Time span of variable

| | | | | | | | | | |
|------|------|------|------|------|------|------|------|------|------|
| 1980 | 1981 | 1982 | 1983 | 1984 | 1985 | 1986 | 1987 | 1988 | 1989 |
| 1990 | 1991 | 1992 | 1993 | 1994 | 1995 | 1996 | 1997 | 1998 | 1999 |
| 2000 | 2001 | 2002 | 2003 | 2004 | 2005 | 2006 | 2007 | 2008 | 2009 |
| 2010 | 2011 | 2012 | 2013 | 2014 | 2015 | 2016 | 2017 | 2018 | 2019 |
| WEST | | | | | | | | | |
| EAST | | | | | | | | | |

| No. | Name | Label | Survey period | Survey frequency |
|----------|-------|-----------------|-----------------------|------------------|
| 3.4.334) | vg_j5 | Japan crisis q5 | East and West 05/2011 | once |

Wording of question

05/2011

Are you currently directly or indirectly affected by supply shortage resulting from the Japan crisis via other presuppliers and/or will you be affected during the next 3 months?

During the next 3 months:

If yes: (reference to question J1)
Our methods: other suppliers

yes [1]

no [2]

Further information

Japan crisis question 5

Time span of variable

| | | | | | | | | | |
|------|------|------|------|------|------|------|------|------|------|
| 1980 | 1981 | 1982 | 1983 | 1984 | 1985 | 1986 | 1987 | 1988 | 1989 |
| 1990 | 1991 | 1992 | 1993 | 1994 | 1995 | 1996 | 1997 | 1998 | 1999 |
| 2000 | 2001 | 2002 | 2003 | 2004 | 2005 | 2006 | 2007 | 2008 | 2009 |
| 2010 | 2011 | 2012 | 2013 | 2014 | 2015 | 2016 | 2017 | 2018 | 2019 |
| WEST | | | | | | | | | |
| EAST | | | | | | | | | |

| No. | Name | Label | Survey period | Survey frequency |
|----------|-------|-----------------|-----------------------|------------------|
| 3.4.335) | vg_j6 | Japan crisis q6 | East and West 05/2011 | once |

Wording of question

05/2011

Further information

Japan crisis question 6

Are you currently directly or indirectly affected by supply shortage resulting from the Japan crisis via other presuppliers and/or will you be affected during the next 3 months?

During the next 3 months: If yes: (reference to question J1)
 Our methods: reduction of production yes [1]
 no [2]

Time span of variable

| | | | | | | | | | |
|------|------|------|------|------|------|------|------|------|------|
| 1980 | 1981 | 1982 | 1983 | 1984 | 1985 | 1986 | 1987 | 1988 | 1989 |
| 1990 | 1991 | 1992 | 1993 | 1994 | 1995 | 1996 | 1997 | 1998 | 1999 |
| 2000 | 2001 | 2002 | 2003 | 2004 | 2005 | 2006 | 2007 | 2008 | 2009 |
| 2010 | 2011 | 2012 | 2013 | 2014 | 2015 | 2016 | 2017 | 2018 | 2019 |
| WEST | | | | | | | | | |
| EAST | | | | | | | | | |

| No. | Name | Label | Survey period | Survey frequency |
|-----|------|-------|---------------|------------------|
|-----|------|-------|---------------|------------------|

| | | | | |
|----------|--------------|-----------|---|----------------|
| 3.4.336) | vg_latecomer | latecomer | West 01/1998 to 12/2001 and 08/2008 to 03/2011 | monthly survey |
| | | | East since 01/1998 to 12/2001 and 08/2008 to 03/2011 | monthly survey |

| | | | | | | | | | | | |
|------|------|------|------|------|------|------|------|------|------|---------------------|--|
| 1980 | 1981 | 1982 | 1983 | 1984 | 1985 | 1986 | 1987 | 1988 | 1989 | Further information | |
| 1990 | 1991 | 1992 | 1993 | 1994 | 1995 | 1996 | 1997 | 1998 | 1999 | | Latecomer |
| 2000 | 2001 | 2002 | 2003 | 2004 | 2005 | 2006 | 2007 | 2008 | 2009 | | [1] N=latecomer |
| WEST | | | | | | | | WEST | | | 01/2002 to 07/2008 The data of the variable latecomer is not fed in, as a double occupancy of the corresponding column exists in the dataset |
| EAST | | | | | | | | EAST | | | |
| 2010 | 2011 | 2012 | 2013 | 2014 | 2015 | 2016 | 2017 | 2018 | 2019 | | |
| WEST | | | | | | | | WEST | | | |
| EAST | | | | | | | | EAST | | | |

| No. | Name | Label | Survey period | Survey frequency |
|-----|------|-------|---------------|------------------|
|-----|------|-------|---------------|------------------|

| | | | | |
|----------|-------------|----------------------------------|-----------------------------|----------|
| 3.4.337) | vg_loss_cat | return on sales: loss (category) | East and West since 09/2008 | May, Sep |
|----------|-------------|----------------------------------|-----------------------------|----------|

Wording of question

| | | |
|--|--------------------------------------|--------------------------------------|
| since 09/2008 | Further information | |
| Expected surplus less tax or loss of our company in % of the net returns on sales in 20XX* | | |
| if surplus: | | if loss: |
| up to 1% <input type="text"/> | | 0 to -1% <input type="text"/> [1] |
| > 1 to 2% <input type="text"/> | | < -1 to -2% <input type="text"/> [2] |
| > 2 to 3% <input type="text"/> | | < -2 to -3% <input type="text"/> [3] |
| > 3 to 4% <input type="text"/> | < -3 to -4% <input type="text"/> [4] | |
| > 4% <input type="text"/> | < -4% <input type="text"/> [5] | |
| | *20XX denotes the year under report | |

Time span of variable

| | | | | | | | | | |
|------|------|------|------|------|------|------|------|------|------|
| 1980 | 1981 | 1982 | 1983 | 1984 | 1985 | 1986 | 1987 | 1988 | 1989 |
| 1990 | 1991 | 1992 | 1993 | 1994 | 1995 | 1996 | 1997 | 1998 | 1999 |
| 2000 | 2001 | 2002 | 2003 | 2004 | 2005 | 2006 | 2007 | 2008 | 2009 |
| 2010 | 2011 | 2012 | 2013 | 2014 | 2015 | 2016 | 2017 | 2018 | 2019 |

WEST
EAST

| No. | Name | Label | Survey period | Survey frequency |
|----------|--------------------|--|------------------------|------------------|
| 3.4.338) | vg_market_abroad_1 | development of foreign markets in next 5 years | West 12/1981 - 12/1982 | annual |

Wording of question

| | |
|--|---------------------|
| <p>1981 & 1982</p> <p>Innovations</p> <p>In our opinion the market for XY is [...] in the medium term (about 5 years). Therefor under elimination of purely cyclical fluctuations</p> <p style="text-align: center;">abroad</p> <p>growing <input type="text"/> [1]</p> <p>stagnating <input type="text"/> [2]</p> <p>shrinking <input type="text"/> [3]</p> | Further information |
|--|---------------------|

Time span of variable

| | | | | | | | | | |
|------|------|------|------|------|------|------|------|------|------|
| 1980 | 1981 | 1982 | 1983 | 1984 | 1985 | 1986 | 1987 | 1988 | 1989 |
| 1990 | 1991 | 1992 | 1993 | 1994 | 1995 | 1996 | 1997 | 1998 | 1999 |
| 2000 | 2001 | 2002 | 2003 | 2004 | 2005 | 2006 | 2007 | 2008 | 2009 |
| 2010 | 2011 | 2012 | 2013 | 2014 | 2015 | 2016 | 2017 | 2018 | 2019 |

WEST

| No. | Name | Label | Survey period | Survey frequency |
|----------|--------------------|--|--|------------------|
| 3.4.339) | vg_market_abroad_2 | development of foreign markets in next 5 years | West since 12/1983 East since 12/1991 | annual annual |

Wording of question

| | |
|---|---------------------|
| <p>since 1983</p> <p>Innovations</p> <p>In our opinion the market for XY is [...] in the medium term (about 5 years). Therefor under elimination of purely cyclical fluctuations</p> <p style="text-align: center;">abroad</p> <p>significantly growing <input type="text"/> [1]</p> <p>growing <input type="text"/> [2]</p> <p>stagnating <input type="text"/> [3]</p> <p>shrinking <input type="text"/> [4]</p> <p>significantly shrinking <input type="text"/> [5]</p> | Further information |
|---|---------------------|

Time span of variable

| | | | | | | | | | |
|------|------|------|------|------|------|------|------|------|------|
| 1980 | 1981 | 1982 | 1983 | 1984 | 1985 | 1986 | 1987 | 1988 | 1989 |
| | | | WEST | | | | | | |
| 1990 | 1991 | 1992 | 1993 | 1994 | 1995 | 1996 | 1997 | 1998 | 1999 |
| WEST | EAST | | | | | | | | |
| 2000 | 2001 | 2002 | 2003 | 2004 | 2005 | 2006 | 2007 | 2008 | 2009 |
| WEST | EAST | | | | | | | | |
| 2010 | 2011 | 2012 | 2013 | 2014 | 2015 | 2016 | 2017 | 2018 | 2019 |
| WEST | EAST | | | | | | | | |

| No. | Name | Label | Survey period | Survey frequency |
|-----|------|-------|---------------|------------------|
|-----|------|-------|---------------|------------------|

| | | | | |
|----------|----------------------|---|------------------------|--------|
| 3.4.340) | vg_market_national_1 | development of national markets in next 5 years | West 12/1981 - 12/1982 | annual |
|----------|----------------------|---|------------------------|--------|

Wording of question

| | |
|--|---------------------|
| <p>1981 & 1982</p> <p>Innovations</p> <p>In our opinion the market for XY is [...] in the medium term (about 5 years). Therefor under elimination of purely cyclical fluctuations</p> <p style="text-align: center;">domestic</p> <p>growing <input type="text"/> [1]</p> <p>stagnating <input type="text"/> [2]</p> <p>shrinking <input type="text"/> [3]</p> | Further information |
|--|---------------------|

Time span of variable

| | | | | | | | | | |
|------|------|------|------|------|------|------|------|------|------|
| 1980 | 1981 | 1982 | 1983 | 1984 | 1985 | 1986 | 1987 | 1988 | 1989 |
| | WEST | | | | | | | | |
| 1990 | 1991 | 1992 | 1993 | 1994 | 1995 | 1996 | 1997 | 1998 | 1999 |
| 2000 | 2001 | 2002 | 2003 | 2004 | 2005 | 2006 | 2007 | 2008 | 2009 |
| 2010 | 2011 | 2012 | 2013 | 2014 | 2015 | 2016 | 2017 | 2018 | 2019 |

| No. | Name | Label | Survey period | Survey frequency |
|-----|------|-------|---------------|------------------|
|-----|------|-------|---------------|------------------|

| | | | | |
|----------|----------------------|---|--|------------------|
| 3.4.341) | vg_market_national_2 | development of national markets in next 5 years | West since 12/1983 East since 12/1991 | annual annual |
|----------|----------------------|---|--|------------------|

Wording of question

| | |
|---|---------------------|
| <p>since 1983</p> <p>Innovations</p> <p>In our opinion the market for XY is [...] in the medium term (about 5 years). Therefor under elimination of purely cyclical fluctuations</p> <p style="text-align: center;">domestic</p> <p>significantly growing <input type="text"/> [1]</p> <p>growing <input type="text"/> [2]</p> <p>stagnating <input type="text"/> [3]</p> <p>shrinking <input type="text"/> [4]</p> <p>significantly shrinking <input type="text"/> [5]</p> | Further information |
|---|---------------------|

Time span of variable

| | | | | | | | | | |
|------|------|------|------|------|------|------|------|------|------|
| 1980 | 1981 | 1982 | 1983 | 1984 | 1985 | 1986 | 1987 | 1988 | 1989 |
| | | | WEST | | | | | | |
| 1990 | 1991 | 1992 | 1993 | 1994 | 1995 | 1996 | 1997 | 1998 | 1999 |
| WEST | | | | | | | | | |
| | EAST | | | | | | | | |
| 2000 | 2001 | 2002 | 2003 | 2004 | 2005 | 2006 | 2007 | 2008 | 2009 |
| WEST | | | | | | | | | |
| EAST | | | | | | | | | |
| 2010 | 2011 | 2012 | 2013 | 2014 | 2015 | 2016 | 2017 | 2018 | 2019 |
| WEST | | | | | | | | | |
| EAST | | | | | | | | | |

| No. | Name | Label | Survey period | Survey frequency |
|----------|-------------------|---|------------------------|------------------|
| 3.4.342) | vg_market_total_1 | development of markets in general in next 5 years | West 12/1981 - 12/1982 | annual |

Wording of question

| | |
|---|---------------------|
| <p>1981 & 1982</p> <p>Innovations</p> <p>In our opinion the market for XY is [...] in the medium term (about 5 years). Therefor under elimination of purely cyclical fluctuations</p> <p style="text-align: center;">total</p> <p>growing <input type="text"/> [1]</p> <p>stagnating <input type="text"/> [2]</p> <p>shrinking <input type="text"/> [3]</p> | Further information |
|---|---------------------|

Time span of variable

| | | | | | | | | | |
|------|------|------|------|------|------|------|------|------|------|
| 1980 | 1981 | 1982 | 1983 | 1984 | 1985 | 1986 | 1987 | 1988 | 1989 |
| | WEST | | | | | | | | |
| 1990 | 1991 | 1992 | 1993 | 1994 | 1995 | 1996 | 1997 | 1998 | 1999 |
| 2000 | 2001 | 2002 | 2003 | 2004 | 2005 | 2006 | 2007 | 2008 | 2009 |
| 2010 | 2011 | 2012 | 2013 | 2014 | 2015 | 2016 | 2017 | 2018 | 2019 |

| No. | Name | Label | Survey period | Survey frequency |
|----------|-------------------|---|--|------------------|
| 3.4.343) | vg_market_total_2 | development of markets in general in next 5 years | West since 12/1983 East since 12/1991 | annual annual |

Wording of question

| | |
|---|---------------------|
| <p>since 1983</p> <p>Innovations</p> <p>In our opinion the market for XY is [...] in the medium term (about 5 years) therefor under elimination of purely cyclical fluctuations</p> <p style="text-align: center;">total</p> <p>significantly growing <input type="text"/> [1]</p> <p>growing <input type="text"/> [2]</p> <p>stagnating <input type="text"/> [3]</p> <p>shrinking <input type="text"/> [4]</p> <p>significantly shrinking <input type="text"/> [5]</p> | Further information |
|---|---------------------|

Time span of variable

| | | | | | | | | | |
|------|------|------|------|------|------|------|------|------|------|
| 1980 | 1981 | 1982 | 1983 | 1984 | 1985 | 1986 | 1987 | 1988 | 1989 |
| | | | WEST | | | | | | |

| | | | | | | | | | |
|------|------|------|------|------|------|------|------|------|------|
| 1990 | 1991 | 1992 | 1993 | 1994 | 1995 | 1996 | 1997 | 1998 | 1999 |
| WEST | | | | | | | | | |
| EAST | | | | | | | | | |
| 2000 | 2001 | 2002 | 2003 | 2004 | 2005 | 2006 | 2007 | 2008 | 2009 |
| WEST | | | | | | | | | |
| EAST | | | | | | | | | |
| 2010 | 2011 | 2012 | 2013 | 2014 | 2015 | 2016 | 2017 | 2018 | 2019 |
| WEST | | | | | | | | | |
| EAST | | | | | | | | | |

| No. | Name | Label | Survey period | Survey frequency |
|----------|-----------|-----------------|-----------------------|------------------|
| 3.4.344) | vg_minim1 | minimum wage q1 | East and West 11/2014 | once |

Wording of question

| | |
|--|---------------------|
| 11/2014 | Further information |
| <p>1. 01/01/2015 the general minimum wage policy will be implemented. Is your company affected by this?</p> <p><input type="checkbox"/> yes[1] <input type="checkbox"/> no[2]</p> | |

Time span of variable

| | | | | | | | | | |
|------|------|------|------|------|------|------|------|------|------|
| 2000 | 2001 | 2002 | 2003 | 2004 | 2005 | 2006 | 2007 | 2008 | 2009 |
| 2010 | 2011 | 2012 | 2013 | 2014 | 2015 | 2016 | 2017 | 2018 | 2019 |
| WEST | | | | | | | | | |
| EAST | | | | | | | | | |

| No. | Name | Label | Survey period | Survey frequency |
|----------|-----------|-----------------|-----------------------|------------------|
| 3.4.345) | vg_minim2 | minimum wage q2 | East and West 11/2014 | once |

Wording of question

| | |
|--|---------------------|
| 11/2014 | Further information |
| <p>01/01/2015 the general minimum wage policy will be implemented. Is your company affected by this?</p> <p><input checked="" type="checkbox"/> yes <input type="checkbox"/> no</p> <p>2. If yes: With which measures will you likely react to the minimum wage?</p> <p><input type="checkbox"/> [1] No measures necessary or scheduled</p> | |

Time span of variable

| | | | | | | | | | |
|------|------|------|------|------|------|------|------|------|------|
| 2000 | 2001 | 2002 | 2003 | 2004 | 2005 | 2006 | 2007 | 2008 | 2009 |
| 2010 | 2011 | 2012 | 2013 | 2014 | 2015 | 2016 | 2017 | 2018 | 2019 |
| WEST | | | | | | | | | |
| EAST | | | | | | | | | |

| No. | Name | Label | Survey period | Survey frequency |
|----------|-----------|-----------------|-----------------------|------------------|
| 3.4.346) | vg_minim3 | minimum wage q3 | East and West 11/2014 | once |

Wording of question

| | |
|--|---------------------|
| | Further information |
|--|---------------------|

11/2014

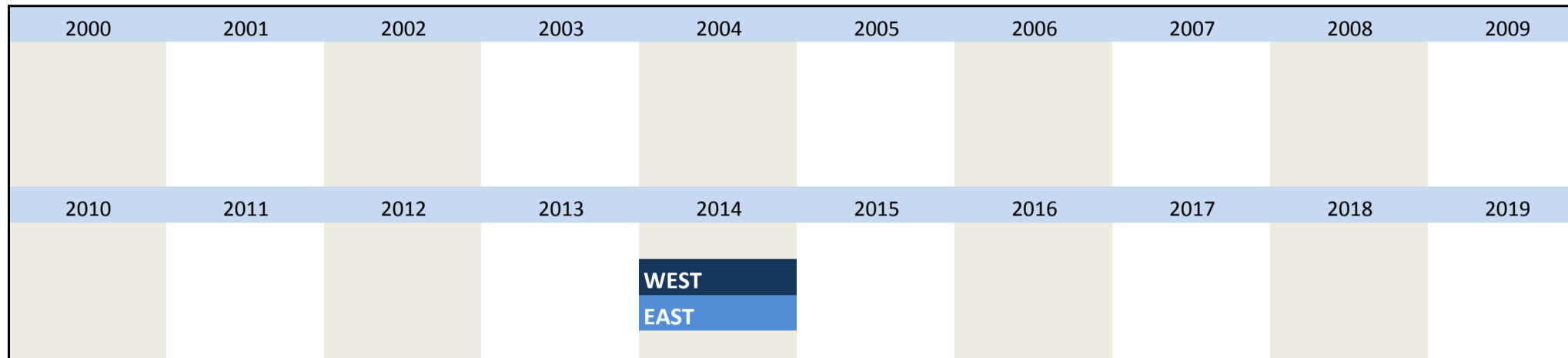
01/01/2015 the general minimum wage policy will be implemented.
Is your company affected by this?

yes no

2. If yes: With which measures will you likely react to the minimum wage?

[1] personnel cuts

Time span of variable



| No. | Name | Label | Survey period | Survey frequency |
|----------|-----------|-----------------|-----------------------|------------------|
| 3.4.347) | vg_minim4 | minimum wage q4 | East and West 11/2014 | once |

Wording of question

11/2014

01/01/2015 the general minimum wage policy will be implemented.
Is your company affected by this?

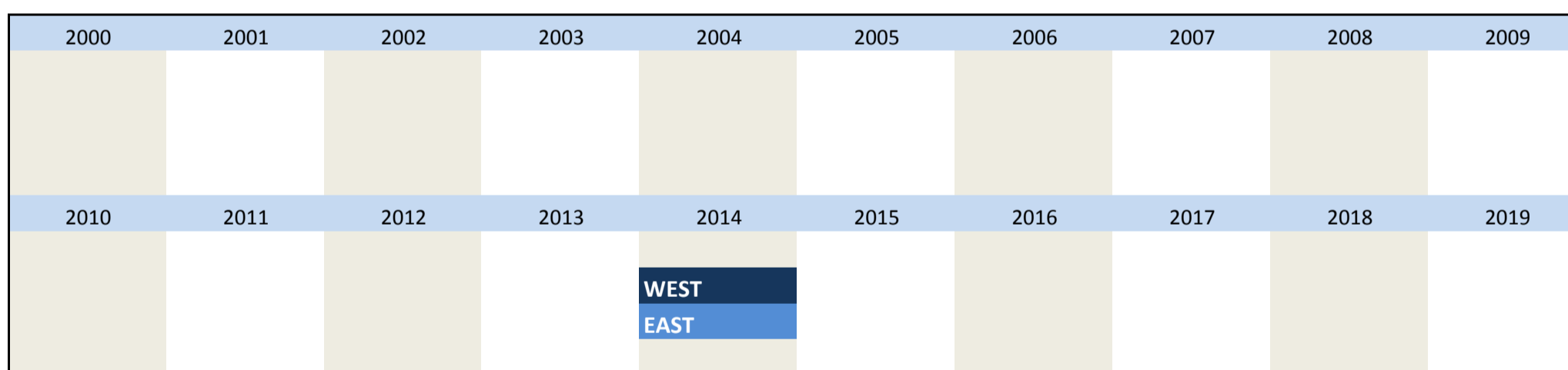
yes no

2. If yes: With which measures will you likely react to the minimum wage?

[1] reduction of working hours

Further information

Time span of variable



| No. | Name | Label | Survey period | Survey frequency |
|----------|-----------|-----------------|-----------------------|------------------|
| 3.4.348) | vg_minim5 | minimum wage q5 | East and West 11/2014 | once |

Wording of question

11/2014

01/01/2015 the general minimum wage policy will be implemented.
Is your company affected by this?

yes no

2. If yes: With which measures will you likely react to the minimum wage?

[1] increase in prices

Further information

Time span of variable



| | | | | | | | | | | |
|------|------|------|------|------|------|------|------|------|------|--|
| | | | | | | | | | | |
| 2010 | 2011 | 2012 | 2013 | 2014 | 2015 | 2016 | 2017 | 2018 | 2019 | |
| | | | | WEST | | | | | | |
| | | | | EAST | | | | | | |

| No. | Name | Label | Survey period | Survey frequency |
|-----|------|-------|---------------|------------------|
|-----|------|-------|---------------|------------------|

| | | | | |
|----------|-----------|-----------------|-----------------------|------|
| 3.4.349) | vg_minim6 | minimum wage q6 | East and West 11/2014 | once |
|----------|-----------|-----------------|-----------------------|------|

Wording of question

| | |
|--|---------------------|
| 11/2014 | Further information |
| <p>01/01/2015 the general minimum wage policy will be implemented. Is your company affected by this?</p> <p><input type="checkbox"/> yes <input type="checkbox"/> no</p> <p>2. If yes: With which measures will you likely react to the minimum wage?</p> <p><input type="text"/> [1] reduction of investment</p> | |

Time span of variable

| | | | | | | | | | |
|------|------|------|------|------|------|------|------|------|------|
| 2000 | 2001 | 2002 | 2003 | 2004 | 2005 | 2006 | 2007 | 2008 | 2009 |
| | | | | | | | | | |
| 2010 | 2011 | 2012 | 2013 | 2014 | 2015 | 2016 | 2017 | 2018 | 2019 |
| | | | | WEST | | | | | |
| | | | | EAST | | | | | |

| No. | Name | Label | Survey period | Survey frequency |
|-----|------|-------|---------------|------------------|
|-----|------|-------|---------------|------------------|

| | | | | |
|----------|-----------|-----------------|-----------------------|------|
| 3.4.350) | vg_minim7 | minimum wage q7 | East and West 11/2014 | once |
|----------|-----------|-----------------|-----------------------|------|

Wording of question

| | |
|--|---------------------|
| 11/2014 | Further information |
| <p>01/01/2015 the general minimum wage policy will be implemented. Is your company affected by this?</p> <p><input type="checkbox"/> yes <input type="checkbox"/> no</p> <p>2. If yes: With which measures will you likely react to the minimum wage?</p> <p><input type="text"/> [1] reduction of special payments</p> | |

Time span of variable

| | | | | | | | | | |
|------|------|------|------|------|------|------|------|------|------|
| 2000 | 2001 | 2002 | 2003 | 2004 | 2005 | 2006 | 2007 | 2008 | 2009 |
| | | | | | | | | | |
| 2010 | 2011 | 2012 | 2013 | 2014 | 2015 | 2016 | 2017 | 2018 | 2019 |
| | | | | WEST | | | | | |
| | | | | EAST | | | | | |

| No. | Name | Label | Survey period | Survey frequency |
|-----|------|-------|---------------|------------------|
|-----|------|-------|---------------|------------------|

| | | | | |
|----------|-----------|-----------------|-----------------------|------|
| 3.4.351) | vg_minim8 | minimum wage q8 | East and West 11/2014 | once |
|----------|-----------|-----------------|-----------------------|------|

Wording of question

11/2014

01/01/2015 the general minimum wage policy will be implemented.
Is your company affected by this?

yes no

2. If yes: With which measures will you likely react to the minimum wage?

[1] other

Further information

Time span of variable

| | | | | | | | | | |
|------|------|------|------|------|------|------|------|------|------|
| 2000 | 2001 | 2002 | 2003 | 2004 | 2005 | 2006 | 2007 | 2008 | 2009 |
| 2010 | 2011 | 2012 | 2013 | 2014 | 2015 | 2016 | 2017 | 2018 | 2019 |
| | | | | WEST | | | | | |
| | | | | EAST | | | | | |

| No. | Name | Label | Survey period | Survey frequency |
|----------|----------------|--------------------------|-----------------------|------------------|
| 3.4.352) | vg_minim_post1 | affected by minimum wage | East and West 03/2016 | once |

Wording of question

03/2016

01.01.2015 the universal minimum wage was implemented. Is your company affected by this regulation?

[1] yes [2] no

Further information

Time span of variable

| | | | | | | | | | |
|------|------|------|------|------|------|------|------|------|------|
| 1980 | 1981 | 1982 | 1983 | 1984 | 1985 | 1986 | 1987 | 1988 | 1989 |
| 1990 | 1991 | 1992 | 1993 | 1994 | 1995 | 1996 | 1997 | 1998 | 1999 |
| 2000 | 2001 | 2002 | 2003 | 2004 | 2005 | 2006 | 2007 | 2008 | 2009 |
| 2010 | 2011 | 2012 | 2013 | 2014 | 2015 | 2016 | 2017 | 2018 | 2019 |
| | | | | | | WEST | | | |
| | | | | | | EAST | | | |

| No. | Name | Label | Survey period | Survey frequency |
|----------|----------------|--------------------------|-----------------------|------------------|
| 3.4.353) | vg_minim_post2 | no minimum wage measures | East and West 03/2016 | once |

Wording of question

03/2016

01.01.2015 the universal minimum wage was implemented. Is your company affected by this regulation?
If yes,
What measures did you utilize?

none [1]

Further information

Time span of variable

| | | | | | | | | | |
|------|------|------|------|------|------|------|------|------|------|
| 1980 | 1981 | 1982 | 1983 | 1984 | 1985 | 1986 | 1987 | 1988 | 1989 |
| 1990 | 1991 | 1992 | 1993 | 1994 | 1995 | 1996 | 1997 | 1998 | 1999 |
| 2000 | 2001 | 2002 | 2003 | 2004 | 2005 | 2006 | 2007 | 2008 | 2009 |

| | | | | | | | | | |
|------|------|------|------|------|------|--------------|------|------|------|
| 2010 | 2011 | 2012 | 2013 | 2014 | 2015 | 2016 | 2017 | 2018 | 2019 |
| | | | | | | WEST EAST | | | |

| No. | Name | Label | Survey period | Survey frequency |
|-----|------|-------|---------------|------------------|
|-----|------|-------|---------------|------------------|

3.4.354) **vg_minim_post3** measures: employee reduction East and West 03/2016 once

Wording of question

| | |
|---|---------------------|
| 03/2016 | Further information |
| 01.01.2015 the universal minimum wage was implemented. Is your company affected by this regulation? If yes, What measures did you utilize? employee reduction <input type="text"/> [1] | |

Time span of variable

| | | | | | | | | | |
|------|------|------|------|------|------|--------------|------|------|------|
| 1980 | 1981 | 1982 | 1983 | 1984 | 1985 | 1986 | 1987 | 1988 | 1989 |
| 1990 | 1991 | 1992 | 1993 | 1994 | 1995 | 1996 | 1997 | 1998 | 1999 |
| 2000 | 2001 | 2002 | 2003 | 2004 | 2005 | 2006 | 2007 | 2008 | 2009 |
| 2010 | 2011 | 2012 | 2013 | 2014 | 2015 | 2016 | 2017 | 2018 | 2019 |
| | | | | | | WEST EAST | | | |

| No. | Name | Label | Survey period | Survey frequency |
|-----|------|-------|---------------|------------------|
|-----|------|-------|---------------|------------------|

3.4.355) **vg_minim_post4** measures: working hour reduction East and West 03/2016 once

Wording of question

| | |
|---|---------------------|
| 03/2016 | Further information |
| 01.01.2015 the universal minimum wage was implemented. Is your company affected by this regulation? If yes, What measures did you utilize? working hour reduction <input type="text"/> [1] | |

Time span of variable

| | | | | | | | | | |
|------|------|------|------|------|------|--------------|------|------|------|
| 1980 | 1981 | 1982 | 1983 | 1984 | 1985 | 1986 | 1987 | 1988 | 1989 |
| 1990 | 1991 | 1992 | 1993 | 1994 | 1995 | 1996 | 1997 | 1998 | 1999 |
| 2000 | 2001 | 2002 | 2003 | 2004 | 2005 | 2006 | 2007 | 2008 | 2009 |
| 2010 | 2011 | 2012 | 2013 | 2014 | 2015 | 2016 | 2017 | 2018 | 2019 |
| | | | | | | WEST EAST | | | |

| No. | Name | Label | Survey period | Survey frequency |
|-----|------|-------|---------------|------------------|
|-----|------|-------|---------------|------------------|

3.4.356) **vg_minim_post5** measures: increased prices East and West 03/2016 once

Wording of question

| | |
|---|---------------------|
| 03/2016 | Further information |
| 01.01.2015 the universal minimum wage was implemented. Is your company affected by this regulation? If yes, What measures did you utilize? increased prices <input type="text"/> [1] | |

Time span of variable

| | | | | | | | | | |
|------|------|------|------|------|------|------|------|------|------|
| 1980 | 1981 | 1982 | 1983 | 1984 | 1985 | 1986 | 1987 | 1988 | 1989 |
| 1990 | 1991 | 1992 | 1993 | 1994 | 1995 | 1996 | 1997 | 1998 | 1999 |
| 2000 | 2001 | 2002 | 2003 | 2004 | 2005 | 2006 | 2007 | 2008 | 2009 |
| 2010 | 2011 | 2012 | 2013 | 2014 | 2015 | 2016 | 2017 | 2018 | 2019 |
| | | | | | | WEST | | | |
| | | | | | | EAST | | | |

| No. | Name | Label | Survey period | Survey frequency |
|----------|----------------|--------------------------------|-----------------------|------------------|
| 3.4.357) | vg_minim_post6 | measures: decreased investment | East and West 03/2016 | once |

Wording of question

| | |
|--|---------------------|
| 03/2016 | Further information |
| 01.01.2015 the universal minimum wage was implemented. Is your company affected by this regulation? If yes, What measures did you utilize? | |
| decreased investment <input type="text"/> [1] | |

Time span of variable

| | | | | | | | | | |
|------|------|------|------|------|------|------|------|------|------|
| 1980 | 1981 | 1982 | 1983 | 1984 | 1985 | 1986 | 1987 | 1988 | 1989 |
| 1990 | 1991 | 1992 | 1993 | 1994 | 1995 | 1996 | 1997 | 1998 | 1999 |
| 2000 | 2001 | 2002 | 2003 | 2004 | 2005 | 2006 | 2007 | 2008 | 2009 |
| 2010 | 2011 | 2012 | 2013 | 2014 | 2015 | 2016 | 2017 | 2018 | 2019 |
| | | | | | | WEST | | | |
| | | | | | | EAST | | | |

| No. | Name | Label | Survey period | Survey frequency |
|----------|----------------|--------------------------------------|-----------------------|------------------|
| 3.4.358) | vg_minim_post7 | measures: decreased special payments | East and West 03/2016 | once |

Wording of question

| | |
|--|---------------------|
| 03/2016 | Further information |
| 01.01.2015 the universal minimum wage was implemented. Is your company affected by this regulation? If yes, What measures did you utilize? | |
| decreased special payments <input type="text"/> [1] | |

Time span of variable

| | | | | | | | | | |
|------|------|------|------|------|------|------|------|------|------|
| 1980 | 1981 | 1982 | 1983 | 1984 | 1985 | 1986 | 1987 | 1988 | 1989 |
| 1990 | 1991 | 1992 | 1993 | 1994 | 1995 | 1996 | 1997 | 1998 | 1999 |
| 2000 | 2001 | 2002 | 2003 | 2004 | 2005 | 2006 | 2007 | 2008 | 2009 |
| 2010 | 2011 | 2012 | 2013 | 2014 | 2015 | 2016 | 2017 | 2018 | 2019 |
| | | | | | | WEST | | | |
| | | | | | | EAST | | | |

| No. | Name | Label | Survey period | Survey frequency |
|----------|----------------|---------------|-----------------------|------------------|
| 3.4.359) | vg_minim_post8 | less minijobs | East and West 03/2016 | once |

Wording of question

| | | | | | | | | | | |
|---|------|------|------|------|------|------|------|------|------|---------------------|
| 03/2016 | | | | | | | | | | Further information |
| 01.01.2015 the universal minimum wage was implemented. Is your company affected by this regulation? | | | | | | | | | | |
| Has there been a change in employment in your company? | | | | | | | | | | |
| less minijobs <input type="text"/> [1] | | | | | | | | | | |
| Time span of variable | | | | | | | | | | |
| 1980 | 1981 | 1982 | 1983 | 1984 | 1985 | 1986 | 1987 | 1988 | 1989 | |
| 1990 | 1991 | 1992 | 1993 | 1994 | 1995 | 1996 | 1997 | 1998 | 1999 | |
| 2000 | 2001 | 2002 | 2003 | 2004 | 2005 | 2006 | 2007 | 2008 | 2009 | |
| 2010 | 2011 | 2012 | 2013 | 2014 | 2015 | 2016 | 2017 | 2018 | 2019 | |
| | | | | | | WEST | | | | |
| | | | | | | EAST | | | | |

| No. | Name | Label | Survey period | Survey frequency |
|----------|----------------|--|-----------------------|------------------|
| 3.4.360) | vg_minim_post9 | minijobs transformed into insurable employment | East and West 03/2016 | once |

Wording of question

| | | | | | | | | | | |
|---|------|------|------|------|------|------|------|------|------|---------------------|
| 03/2016 | | | | | | | | | | Further information |
| 01.01.2015 the universal minimum wage was implemented. Is your company affected by this regulation? | | | | | | | | | | |
| Has there been a change in employment in your company? | | | | | | | | | | |
| minijobs were transformed into insurable employment <input type="text"/> [1] | | | | | | | | | | |
| Time span of variable | | | | | | | | | | |
| 1980 | 1981 | 1982 | 1983 | 1984 | 1985 | 1986 | 1987 | 1988 | 1989 | |
| 1990 | 1991 | 1992 | 1993 | 1994 | 1995 | 1996 | 1997 | 1998 | 1999 | |
| 2000 | 2001 | 2002 | 2003 | 2004 | 2005 | 2006 | 2007 | 2008 | 2009 | |
| 2010 | 2011 | 2012 | 2013 | 2014 | 2015 | 2016 | 2017 | 2018 | 2019 | |
| | | | | | | WEST | | | | |
| | | | | | | EAST | | | | |

| No. | Name | Label | Survey period | Survey frequency |
|----------|-----------------|--------------------------|-----------------------|------------------|
| 3.4.361) | vg_minim_post10 | new insurable employment | East and West 03/2016 | once |

Wording of question

| | | | | | | | | | | |
|---|------|------|------|------|------|------|------|------|------|---------------------|
| 03/2016 | | | | | | | | | | Further information |
| 01.01.2015 the universal minimum wage was implemented. Is your company affected by this regulation? | | | | | | | | | | |
| Has there been a change in employment in your company? | | | | | | | | | | |
| new insurable employment was generated <input type="text"/> [1] | | | | | | | | | | |
| Time span of variable | | | | | | | | | | |
| 1980 | 1981 | 1982 | 1983 | 1984 | 1985 | 1986 | 1987 | 1988 | 1989 | |
| 1990 | 1991 | 1992 | 1993 | 1994 | 1995 | 1996 | 1997 | 1998 | 1999 | |

| | | | | | | | | | |
|------|------|------|------|------|------|------|------|------|------|
| 2000 | 2001 | 2002 | 2003 | 2004 | 2005 | 2006 | 2007 | 2008 | 2009 |
| 2010 | 2011 | 2012 | 2013 | 2014 | 2015 | 2016 | 2017 | 2018 | 2019 |
| | | | | | | WEST | | | |
| | | | | | | EAST | | | |

| No. | Name | Label | Survey period | Survey frequency |
|-----|------|-------|---------------|------------------|
|-----|------|-------|---------------|------------------|

| | | | | |
|----------|-----------------|---|-----------------------|------|
| 3.4.362) | vg_minim_post11 | employment relationships did not change | East and West 03/2016 | once |
|----------|-----------------|---|-----------------------|------|

Wording of question

| | |
|---|---------------------|
| 03/2016 | Further information |
| 01.01.2015 the universal minimum wage was implemented. Is your company affected by this regulation? | |
| Has there been a change in employment in your company? | |
| <input type="text" value="employment relationships did not change"/> <input type="text" value="[1]"/> | |

Time span of variable

| | | | | | | | | | |
|------|------|------|------|------|------|------|------|------|------|
| 1980 | 1981 | 1982 | 1983 | 1984 | 1985 | 1986 | 1987 | 1988 | 1989 |
| 1990 | 1991 | 1992 | 1993 | 1994 | 1995 | 1996 | 1997 | 1998 | 1999 |
| 2000 | 2001 | 2002 | 2003 | 2004 | 2005 | 2006 | 2007 | 2008 | 2009 |
| 2010 | 2011 | 2012 | 2013 | 2014 | 2015 | 2016 | 2017 | 2018 | 2019 |
| | | | | | | WEST | | | |
| | | | | | | EAST | | | |

| No. | Name | Label | Survey period | Survey frequency |
|-----|------|-------|---------------|------------------|
|-----|------|-------|---------------|------------------|

| | | | | |
|----------|-----------|----------|--|---|
| 3.4.363) | vg_ovtime | overtime | West since 01/1980 to 10/2001 East and West since 03/2002 | Jan, Apr, Jul, Oct Mrch, Jun, Sep, Dec |
|----------|-----------|----------|--|---|

Wording of question

| | |
|--|---------------------|
| since 01/1980 | Further information |
| We currently work with overtime | Overtime |
| <input type="text" value=""/> yes [1] <input type="text" value=""/> no [2] | |

Time span of variable

| | | | | | | | | | |
|------|------|------|------|------|------|------|------|------|------|
| 1980 | 1981 | 1982 | 1983 | 1984 | 1985 | 1986 | 1987 | 1988 | 1989 |
| WEST | | | | | | | | | |
| 1990 | 1991 | 1992 | 1993 | 1994 | 1995 | 1996 | 1997 | 1998 | 1999 |
| WEST | | | | | | | | | |
| 2000 | 2001 | 2002 | 2003 | 2004 | 2005 | 2006 | 2007 | 2008 | 2009 |
| WEST | | | | | | | | | |
| | | EAST | | | | | | | |
| 2010 | 2011 | 2012 | 2013 | 2014 | 2015 | 2016 | 2017 | 2018 | 2019 |
| WEST | | | | | | | | | |
| EAST | | | | | | | | | |

| No. | Name | Label | Survey period | Survey frequency |
|-----|------|-------|---------------|------------------|
|-----|------|-------|---------------|------------------|

| | | | | |
|----------|-------------|------------------------------|--|---|
| 3.4.364) | vg_ovtimemo | overtime more than customary | West since 01/1980 to 10/2001 East and West since 03/2002 | Jan, Apr, Jul, Oct Mrch, Jun, Sep, Dec |
|----------|-------------|------------------------------|--|---|

Wording of question

| | | | | | | | | | | | | | | | | | | | | | | | | | | | | | | | | | | | | | | | | | | | | | | | | | | | | | | | | | | | | | | | | | | | | | | | | | | | | | | | | | | | | | | | | | | | | | | | | | | | | | |
|---|---|------|------|------|------|------|------|------|------|------|------|------|--|--|--|--|--|--|--|--|--|------|------|------|------|------|------|------|------|------|------|------|--|--|--|--|--|--|--|--|--|------|------|------|------|------|------|------|------|------|------|------|--|--|--|--|--|--|--|--|--|--|--|------|--|--|--|--|--|--|--|------|------|------|------|------|------|------|------|------|------|------|--|--|--|--|--|--|--|--|--|------|--|--|--|--|--|--|--|--|--|
| <p>since 01/1980</p> <p>We currently work with overtime If yes, more than customary</p> <p><input type="text"/> yes [1] <input type="text"/> no [2]</p> | <p>Further information</p> <p>Overtime more than customary</p> | | | | | | | | | | | | | | | | | | | | | | | | | | | | | | | | | | | | | | | | | | | | | | | | | | | | | | | | | | | | | | | | | | | | | | | | | | | | | | | | | | | | | | | | | | | | | | | | | | | | |
| <p>Time span of variable</p> <table border="1"> <tr><td>1980</td><td>1981</td><td>1982</td><td>1983</td><td>1984</td><td>1985</td><td>1986</td><td>1987</td><td>1988</td><td>1989</td></tr> <tr><td colspan="10" style="background-color: #002060; color: white;">WEST</td></tr> <tr><td>1990</td><td>1991</td><td>1992</td><td>1993</td><td>1994</td><td>1995</td><td>1996</td><td>1997</td><td>1998</td><td>1999</td></tr> <tr><td colspan="10" style="background-color: #002060; color: white;">WEST</td></tr> <tr><td>2000</td><td>2001</td><td>2002</td><td>2003</td><td>2004</td><td>2005</td><td>2006</td><td>2007</td><td>2008</td><td>2009</td></tr> <tr><td colspan="10" style="background-color: #002060; color: white;">WEST</td></tr> <tr><td></td><td></td><td style="background-color: #0070c0; color: white;">EAST</td><td></td><td></td><td></td><td></td><td></td><td></td><td></td></tr> <tr><td>2010</td><td>2011</td><td>2012</td><td>2013</td><td>2014</td><td>2015</td><td>2016</td><td>2017</td><td>2018</td><td>2019</td></tr> <tr><td colspan="10" style="background-color: #002060; color: white;">WEST</td></tr> <tr><td colspan="10" style="background-color: #0070c0; color: white;">EAST</td></tr> </table> | | 1980 | 1981 | 1982 | 1983 | 1984 | 1985 | 1986 | 1987 | 1988 | 1989 | WEST | | | | | | | | | | 1990 | 1991 | 1992 | 1993 | 1994 | 1995 | 1996 | 1997 | 1998 | 1999 | WEST | | | | | | | | | | 2000 | 2001 | 2002 | 2003 | 2004 | 2005 | 2006 | 2007 | 2008 | 2009 | WEST | | | | | | | | | | | | EAST | | | | | | | | 2010 | 2011 | 2012 | 2013 | 2014 | 2015 | 2016 | 2017 | 2018 | 2019 | WEST | | | | | | | | | | EAST | | | | | | | | | |
| 1980 | 1981 | 1982 | 1983 | 1984 | 1985 | 1986 | 1987 | 1988 | 1989 | | | | | | | | | | | | | | | | | | | | | | | | | | | | | | | | | | | | | | | | | | | | | | | | | | | | | | | | | | | | | | | | | | | | | | | | | | | | | | | | | | | | | | | | | | | | |
| WEST | | | | | | | | | | | | | | | | | | | | | | | | | | | | | | | | | | | | | | | | | | | | | | | | | | | | | | | | | | | | | | | | | | | | | | | | | | | | | | | | | | | | | | | | | | | | | | | | | | | | | |
| 1990 | 1991 | 1992 | 1993 | 1994 | 1995 | 1996 | 1997 | 1998 | 1999 | | | | | | | | | | | | | | | | | | | | | | | | | | | | | | | | | | | | | | | | | | | | | | | | | | | | | | | | | | | | | | | | | | | | | | | | | | | | | | | | | | | | | | | | | | | | |
| WEST | | | | | | | | | | | | | | | | | | | | | | | | | | | | | | | | | | | | | | | | | | | | | | | | | | | | | | | | | | | | | | | | | | | | | | | | | | | | | | | | | | | | | | | | | | | | | | | | | | | | | |
| 2000 | 2001 | 2002 | 2003 | 2004 | 2005 | 2006 | 2007 | 2008 | 2009 | | | | | | | | | | | | | | | | | | | | | | | | | | | | | | | | | | | | | | | | | | | | | | | | | | | | | | | | | | | | | | | | | | | | | | | | | | | | | | | | | | | | | | | | | | | | |
| WEST | | | | | | | | | | | | | | | | | | | | | | | | | | | | | | | | | | | | | | | | | | | | | | | | | | | | | | | | | | | | | | | | | | | | | | | | | | | | | | | | | | | | | | | | | | | | | | | | | | | | | |
| | | EAST | | | | | | | | | | | | | | | | | | | | | | | | | | | | | | | | | | | | | | | | | | | | | | | | | | | | | | | | | | | | | | | | | | | | | | | | | | | | | | | | | | | | | | | | | | | | | | | | | | | |
| 2010 | 2011 | 2012 | 2013 | 2014 | 2015 | 2016 | 2017 | 2018 | 2019 | | | | | | | | | | | | | | | | | | | | | | | | | | | | | | | | | | | | | | | | | | | | | | | | | | | | | | | | | | | | | | | | | | | | | | | | | | | | | | | | | | | | | | | | | | | | |
| WEST | | | | | | | | | | | | | | | | | | | | | | | | | | | | | | | | | | | | | | | | | | | | | | | | | | | | | | | | | | | | | | | | | | | | | | | | | | | | | | | | | | | | | | | | | | | | | | | | | | | | | |
| EAST | | | | | | | | | | | | | | | | | | | | | | | | | | | | | | | | | | | | | | | | | | | | | | | | | | | | | | | | | | | | | | | | | | | | | | | | | | | | | | | | | | | | | | | | | | | | | | | | | | | | | |

| No. | Name | Label | Survey period | Survey frequency |
|----------|-------------|----------------|-------------------------|--------------------|
| 3.4.365) | vg_pricedec | price decrease | West 08/1981 to 02/1993 | Feb, May, Aug, Nov |

Wording of question

| | | | | | | | | | | | | | | | | | | | | | | | | | | | | | | | | | | | | | | | | | | | | | | | | | | | | | | | | | | | | | |
|---|--|------|------|------|------|------|------|------|------|------|------|--|------|--|--|--|--|--|--|--|--|------|------|------|------|------|------|------|------|------|------|------|--|--|--|--|--|--|--|--|--|------|------|------|------|------|------|------|------|------|------|------|------|------|------|------|------|------|------|------|------|
| <p>since 08/1981</p> <p>Feedstock Our stock of the most important raw materials and pre-materials to produce XY is currently [...] if relatively low: We currently have a low stock on purpose because of</p> <p style="text-align: right;">expected price decline [1] <input type="text"/></p> | <p>Further information</p> <p>price decrease</p> <p>*"currently" since 02/1988</p> <p>Not inquired in November 1981</p> | | | | | | | | | | | | | | | | | | | | | | | | | | | | | | | | | | | | | | | | | | | | | | | | | | | | | | | | | | | | |
| <p>Time span of variable</p> <table border="1"> <tr><td>1980</td><td>1981</td><td>1982</td><td>1983</td><td>1984</td><td>1985</td><td>1986</td><td>1987</td><td>1988</td><td>1989</td></tr> <tr><td></td><td colspan="9" style="background-color: #002060; color: white;">WEST</td></tr> <tr><td>1990</td><td>1991</td><td>1992</td><td>1993</td><td>1994</td><td>1995</td><td>1996</td><td>1997</td><td>1998</td><td>1999</td></tr> <tr><td colspan="3" style="background-color: #002060; color: white;">WEST</td><td></td><td></td><td></td><td></td><td></td><td></td><td></td></tr> <tr><td>2000</td><td>2001</td><td>2002</td><td>2003</td><td>2004</td><td>2005</td><td>2006</td><td>2007</td><td>2008</td><td>2009</td></tr> <tr><td>2010</td><td>2011</td><td>2012</td><td>2013</td><td>2014</td><td>2015</td><td>2016</td><td>2017</td><td>2018</td><td>2019</td></tr> </table> | | 1980 | 1981 | 1982 | 1983 | 1984 | 1985 | 1986 | 1987 | 1988 | 1989 | | WEST | | | | | | | | | 1990 | 1991 | 1992 | 1993 | 1994 | 1995 | 1996 | 1997 | 1998 | 1999 | WEST | | | | | | | | | | 2000 | 2001 | 2002 | 2003 | 2004 | 2005 | 2006 | 2007 | 2008 | 2009 | 2010 | 2011 | 2012 | 2013 | 2014 | 2015 | 2016 | 2017 | 2018 | 2019 |
| 1980 | 1981 | 1982 | 1983 | 1984 | 1985 | 1986 | 1987 | 1988 | 1989 | | | | | | | | | | | | | | | | | | | | | | | | | | | | | | | | | | | | | | | | | | | | | | | | | | | | |
| | WEST | | | | | | | | | | | | | | | | | | | | | | | | | | | | | | | | | | | | | | | | | | | | | | | | | | | | | | | | | | | | |
| 1990 | 1991 | 1992 | 1993 | 1994 | 1995 | 1996 | 1997 | 1998 | 1999 | | | | | | | | | | | | | | | | | | | | | | | | | | | | | | | | | | | | | | | | | | | | | | | | | | | | |
| WEST | | | | | | | | | | | | | | | | | | | | | | | | | | | | | | | | | | | | | | | | | | | | | | | | | | | | | | | | | | | | | |
| 2000 | 2001 | 2002 | 2003 | 2004 | 2005 | 2006 | 2007 | 2008 | 2009 | | | | | | | | | | | | | | | | | | | | | | | | | | | | | | | | | | | | | | | | | | | | | | | | | | | | |
| 2010 | 2011 | 2012 | 2013 | 2014 | 2015 | 2016 | 2017 | 2018 | 2019 | | | | | | | | | | | | | | | | | | | | | | | | | | | | | | | | | | | | | | | | | | | | | | | | | | | | |

| No. | Name | Label | Survey period | Survey frequency |
|----------|-------------|-------------------|-------------------------|--------------------|
| 3.4.366) | vg_priceinc | increase in price | West 08/1981 to 02/1993 | Feb, May, Aug, Nov |

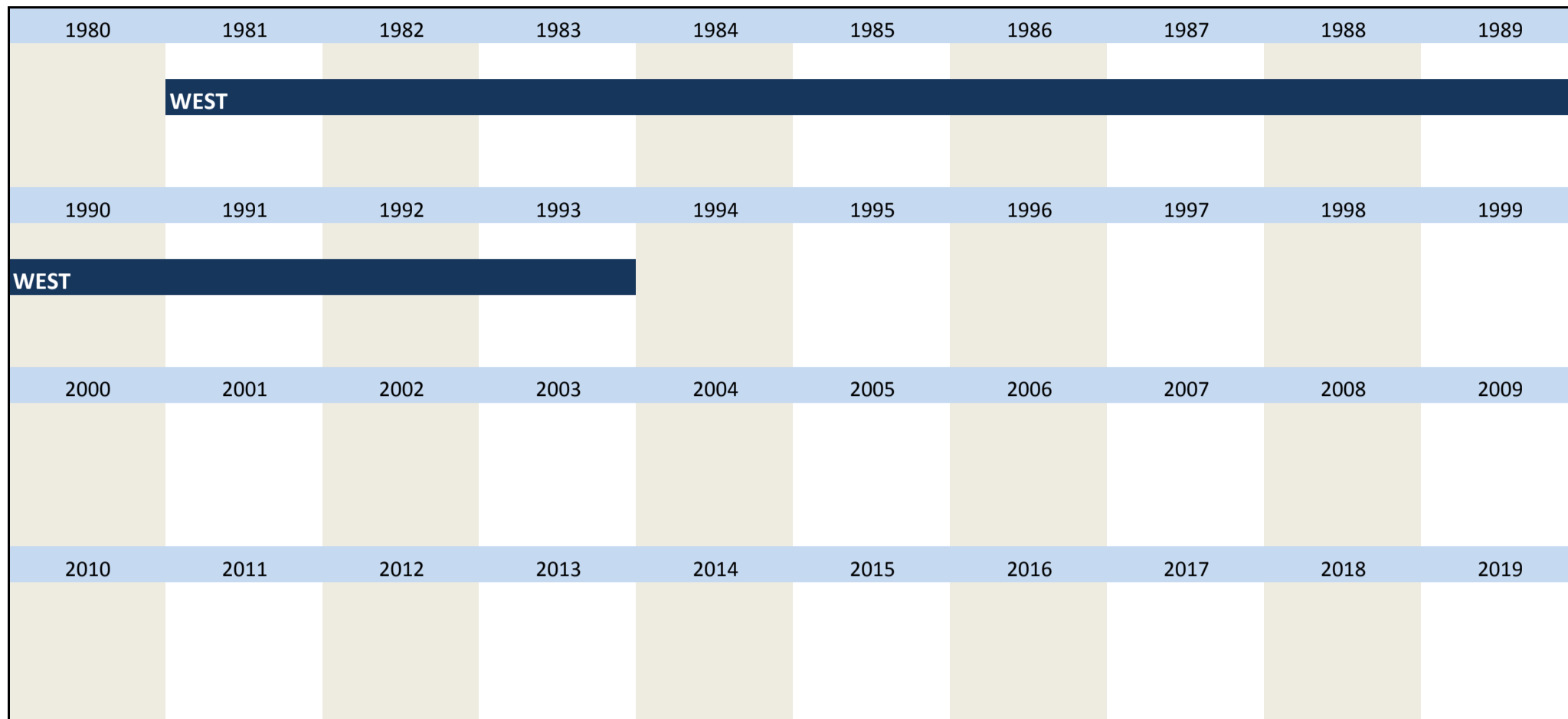
Wording of question

| | |
|---|--|
| <p>since 08/1981</p> <p>Feedstock Our stock of the most important raw materials and pre-materials to produce XY is currently</p> | <p>Further information</p> <p>Increase in price</p> |
|---|--|

[...]
if relatively high:
 We currently have a high stock because of
 expected increase in price [1]

*"currently" since 02/1988
 Not inquired in November 1981

Time span of variable



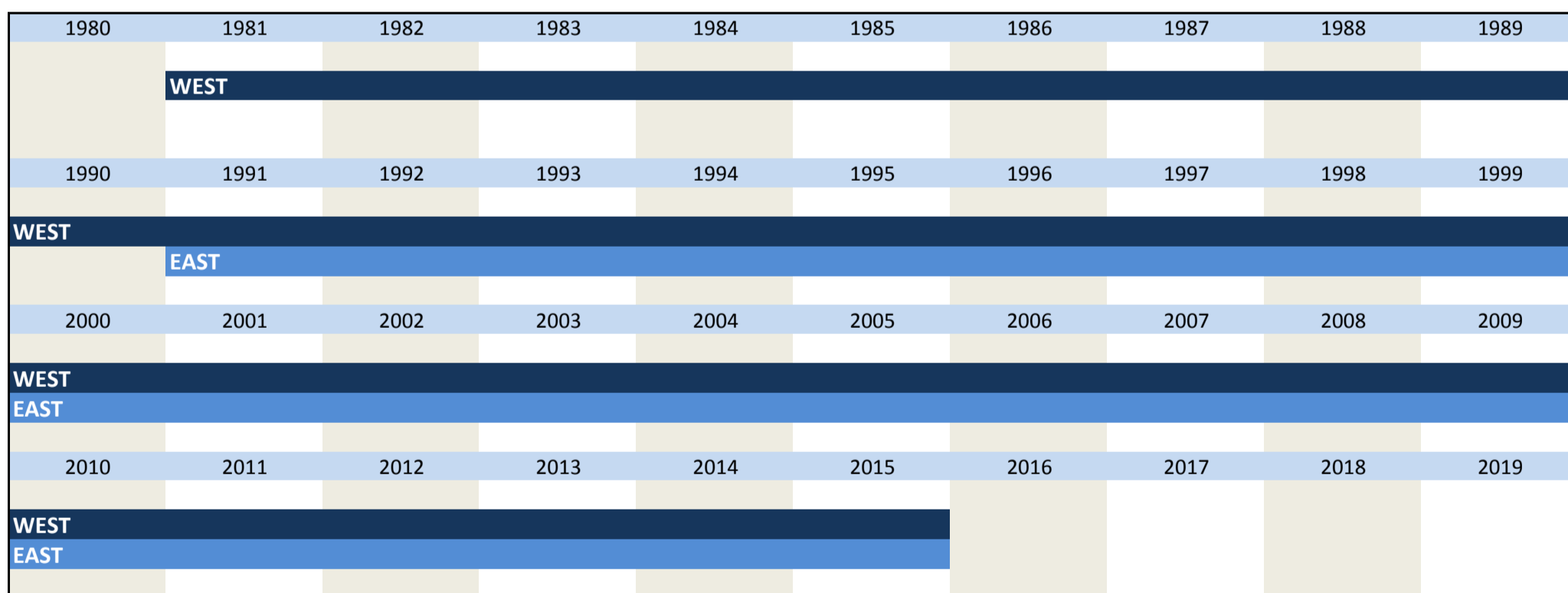
| No. | Name | Label | Survey period | Survey frequency |
|----------|-------------------------|--------------------------------------|--|------------------|
| 3.4.367) | vg_process_inno_aborted | process innovation aborted this year | West since 12/1981 East since 12/1991 | annual annual |

Wording of question

since 1981
Innovations
 In 19XX/20XX* in the [...] innovations have been [...] by us
process field
 [1] aborted

Further information
 *20XX refers to the current year
 e.g.: If the question was posed in 2005:
 20XX=2005

Time span of variable



| No. | Name | Label | Survey period | Survey frequency |
|----------|-----------------------------|--|--|------------------|
| 3.4.368) | vg_process_inno_in_planning | process innovation still in planning stage this year | West since 12/1981 East since 12/1991 | annual annual |

Wording of question

since 1981
Innovations
 In 19XX/20XX* in the [...] innovations have been [...] by us
process field
 [1] still in planning stage

Further information
 *20XX refers to the current year
 e.g.: If the question was posed in 2005:
 20XX=2005

Time span of variable



| | | | | | | | | | |
|------|------|------|------|------|------|------|------|------|------|
| | | | | | | | | | |
| | WEST | | | | | | | | |
| 1990 | 1991 | 1992 | 1993 | 1994 | 1995 | 1996 | 1997 | 1998 | 1999 |
| | WEST | | | | | | | | |
| | EAST | | | | | | | | |
| 2000 | 2001 | 2002 | 2003 | 2004 | 2005 | 2006 | 2007 | 2008 | 2009 |
| | WEST | | | | | | | | |
| | EAST | | | | | | | | |
| 2010 | 2011 | 2012 | 2013 | 2014 | 2015 | 2016 | 2017 | 2018 | 2019 |
| | WEST | | | | | | | | |
| | EAST | | | | | | | | |

| No. | Name | Label | Survey period | Survey frequency |
|----------|--------------------|--|--|------------------|
| 3.4.369) | vg_process_inno_np | process innovation not planned this year | West since 12/1981 East since 12/1991 | annual annual |

Wording of question

| | |
|---|--|
| <p>since 1981</p> <p>Innovations</p> <p>In 19XX/20XX* in the [...] innovations have been [...] by us</p> <p>process field</p> <p><input type="text"/> [1] not planned</p> | <p>Further information</p> <p>*20XX refers to the current year e.g.: If the question was posed in 2005: 20XX=2005</p> |
|---|--|

Time span of variable

| | | | | | | | | | | |
|------|------|------|------|------|------|------|------|------|------|------|
| | 1980 | 1981 | 1982 | 1983 | 1984 | 1985 | 1986 | 1987 | 1988 | 1989 |
| | | | | | | | | | | |
| | WEST | | | | | | | | | |
| 1990 | 1991 | 1992 | 1993 | 1994 | 1995 | 1996 | 1997 | 1998 | 1999 | |
| | WEST | | | | | | | | | |
| | EAST | | | | | | | | | |
| 2000 | 2001 | 2002 | 2003 | 2004 | 2005 | 2006 | 2007 | 2008 | 2009 | |
| | WEST | | | | | | | | | |
| | EAST | | | | | | | | | |
| 2010 | 2011 | 2012 | 2013 | 2014 | 2015 | 2016 | 2017 | 2018 | 2019 | |
| | WEST | | | | | | | | | |
| | EAST | | | | | | | | | |

| No. | Name | Label | Survey period | Survey frequency |
|----------|--------------------------------|---|--|------------------|
| 3.4.370) | vg_process_inno_plan_completed | process innovation planning completed this year | West since 12/1981 East since 12/1991 | annual annual |

Wording of question

| | |
|--|--|
| <p>since 1981</p> <p>Innovations</p> <p>In 19XX/20XX* in the [...] innovations have been [...] by us</p> <p>process field</p> <p><input type="text"/> [1] planning completed</p> | <p>Further information</p> <p>*20XX refers to the current year e.g.: If the question was posed in 2005: 20XX=2005</p> |
|--|--|

Time span of variable

| | | | | | | | | | | |
|------|------|------|------|------|------|------|------|------|------|------|
| | 1980 | 1981 | 1982 | 1983 | 1984 | 1985 | 1986 | 1987 | 1988 | 1989 |
| | | | | | | | | | | |
| | WEST | | | | | | | | | |
| 1990 | 1991 | 1992 | 1993 | 1994 | 1995 | 1996 | 1997 | 1998 | 1999 | |
| | WEST | | | | | | | | | |
| | EAST | | | | | | | | | |
| 2000 | 2001 | 2002 | 2003 | 2004 | 2005 | 2006 | 2007 | 2008 | 2009 | |
| | WEST | | | | | | | | | |
| | EAST | | | | | | | | | |
| 2010 | 2011 | 2012 | 2013 | 2014 | 2015 | 2016 | 2017 | 2018 | 2019 | |
| | WEST | | | | | | | | | |
| | EAST | | | | | | | | | |

| No. | Name | Label | Survey period | Survey frequency |
|----------|--------------------------|---------------------------------------|--|------------------|
| 3.4.371) | vg_process_inno_realized | process innovation realized this year | West since 12/1981 East since 12/1991 | annual annual |

Wording of question

| | |
|--|--|
| <p>since 1981</p> <p>Innovations</p> <p>In 19XX/20XX* in the [...] innovations have been [...] by us</p> <p>process field</p> <p><input type="text"/> [1] realized</p> | <p>Further information</p> <p>*20XX refers to the current year e.g.: If the question was posed in 2005: 20XX=2005</p> |
|--|--|

Time span of variable

| | | | | | | | | | |
|------|------|------|------|------|------|------|------|------|------|
| 1980 | 1981 | 1982 | 1983 | 1984 | 1985 | 1986 | 1987 | 1988 | 1989 |
| | WEST | | | | | | | | |
| 1990 | 1991 | 1992 | 1993 | 1994 | 1995 | 1996 | 1997 | 1998 | 1999 |
| | WEST | | | | | | | | |
| | EAST | | | | | | | | |
| 2000 | 2001 | 2002 | 2003 | 2004 | 2005 | 2006 | 2007 | 2008 | 2009 |
| | WEST | | | | | | | | |
| | EAST | | | | | | | | |
| 2010 | 2011 | 2012 | 2013 | 2014 | 2015 | 2016 | 2017 | 2018 | 2019 |
| | WEST | | | | | | | | |
| | EAST | | | | | | | | |

| No. | Name | Label | Survey period | Survey frequency |
|----------|----------------------|--------------------------------------|--|------------------|
| 3.4.372) | vg_prod_inno_aborted | product innovation aborted this year | West since 12/1981 East since 12/1991 | annual annual |

Wording of question

| | |
|---|--|
| <p>since 1981</p> <p>Innovations</p> <p>In 19XX/20XX* in the [...] innovations have been [...] by us</p> <p>product field</p> <p><input type="text"/> [1] aborted</p> | <p>Further information</p> <p>*20XX refers to the current year e.g.: If the question was posed in 2005: 20XX=2005</p> |
|---|--|

Time span of variable

| | | | | | | | | | |
|------|------|------|------|------|------|------|------|------|------|
| 1980 | 1981 | 1982 | 1983 | 1984 | 1985 | 1986 | 1987 | 1988 | 1989 |
| | WEST | | | | | | | | |
| 1990 | 1991 | 1992 | 1993 | 1994 | 1995 | 1996 | 1997 | 1998 | 1999 |
| | WEST | | | | | | | | |
| | EAST | | | | | | | | |
| 2000 | 2001 | 2002 | 2003 | 2004 | 2005 | 2006 | 2007 | 2008 | 2009 |
| | WEST | | | | | | | | |
| | EAST | | | | | | | | |
| 2010 | 2011 | 2012 | 2013 | 2014 | 2015 | 2016 | 2017 | 2018 | 2019 |
| | WEST | | | | | | | | |
| | EAST | | | | | | | | |

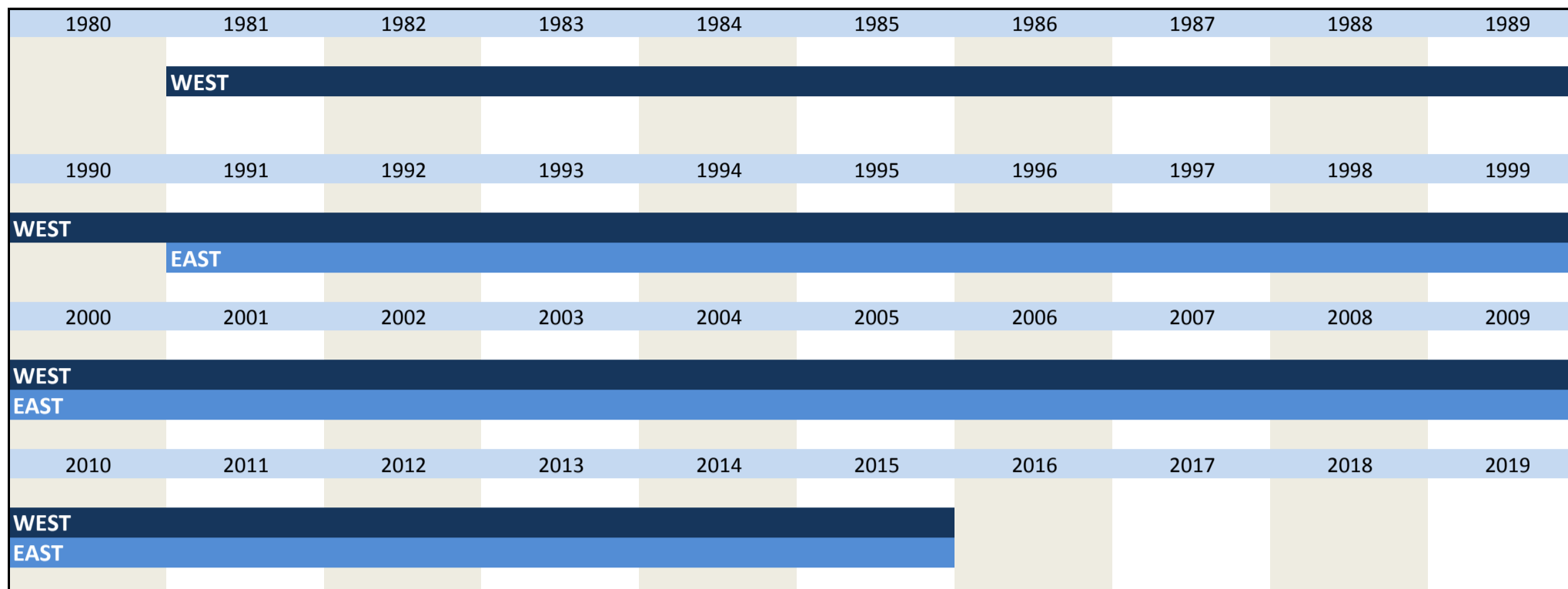
| No. | Name | Label | Survey period | Survey frequency |
|----------|--------------------------|--|--|------------------|
| 3.4.373) | vg_prod_inno_in_planning | product innovation still in planning stage this year | West since 12/1981 East since 12/1991 | annual annual |

Wording of question

| | |
|---|--|
| <p>since 1981</p> <p>Innovations</p> <p>In 19XX/20XX* in the [...] innovations have been [...] by us</p> <p>product field</p> | <p>Further information</p> <p>*20XX refers to the current year e.g.: If the question was posed in 2005: 20XX=2005</p> |
|---|--|

[1] still in planning stage

Time span of variable



| No. | Name | Label | Survey period | Survey frequency |
|----------|-----------------|--|--|------------------|
| 3.4.374) | vg_prod_inno_np | product innovation not planned this year | West since 12/1981 East since 12/1991 | annual annual |

Wording of question

since 1981

Innovations

In 19XX/20XX* in the [...] innovations have been [...] by us

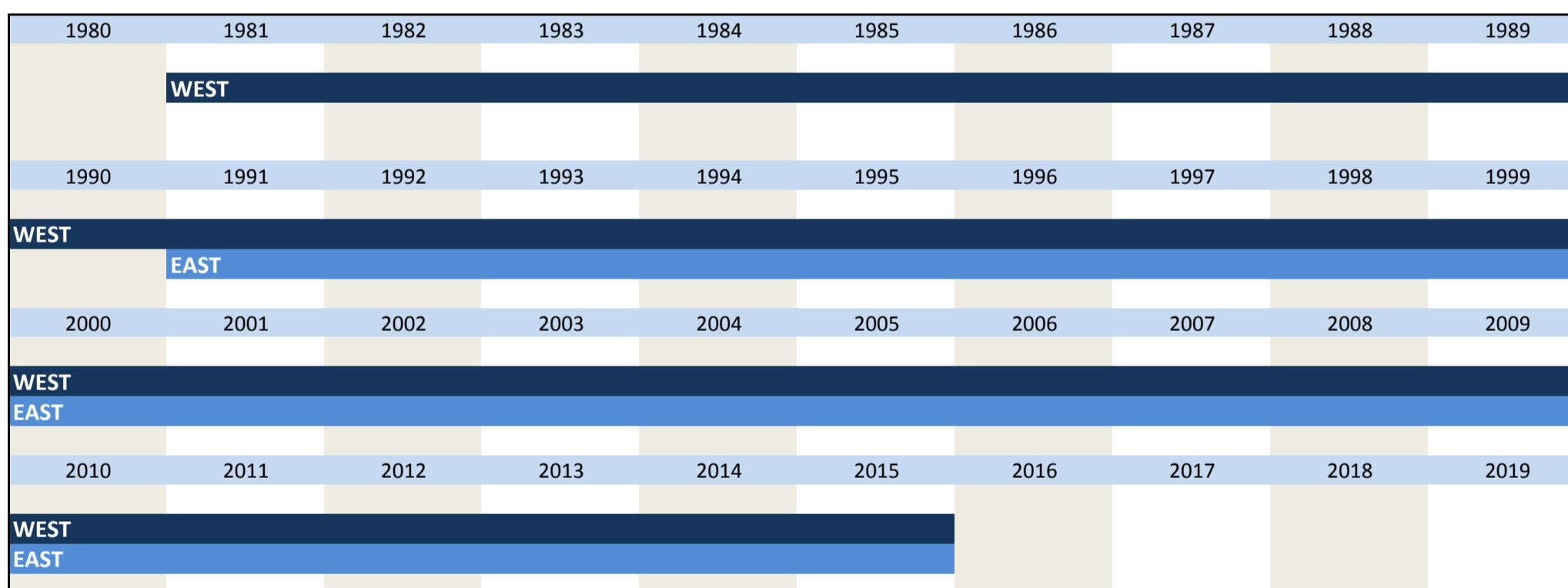
product field

[1] not planned

Further information

*20XX refers to the current year
e.g.: If the question was posed in 2005:
20XX=2005

Time span of variable



| No. | Name | Label | Survey period | Survey frequency |
|----------|-----------------------------|---|--|------------------|
| 3.4.375) | vg_prod_inno_plan_completed | product innovation planning completed this year | West since 12/1981 East since 12/1991 | annual annual |

Wording of question

since 1981

Innovations

In 19XX/20XX* in the [...] innovations have been [...] by us


product field

[1] planning completed

Further information

*20XX refers to the current year
e.g.: If the question was posed in 2005:
20XX=2005

Time span of variable



| | | | | | | | | | |
|------|------|------|------|------|------|------|------|------|------|
| WEST | | | | | | | | | |
| EAST | | | | | | | | | |
| | | | | | | | | | |
| 2010 | 2011 | 2012 | 2013 | 2014 | 2015 | 2016 | 2017 | 2018 | 2019 |
| WEST | | | | | | | | | |
| EAST | | | | | | | | | |

| No. | Name | Label | Survey period | Survey frequency |
|----------|-----------------------|---------------------------------------|--|------------------|
| 3.4.376) | vg_prod_inno_realized | product innovation realized this year | West since 12/1981 East since 12/1991 | annual annual |

Wording of question

| | |
|--|--|
| <p>since 1981</p> <p>Innovations</p> <p>In 19XX/20XX* in the [...] innovations have been [...] by us</p> <p>product field</p> <p><input type="text"/> [1] realized</p> | <p>Further information</p> <p>*20XX refers to the current year e.g.: If the question was posed in 2005: 20XX=2005</p> |
|--|--|

Time span of variable

| | | | | | | | | | |
|------|------|------|------|------|------|------|------|------|------|
| 1980 | 1981 | 1982 | 1983 | 1984 | 1985 | 1986 | 1987 | 1988 | 1989 |
| WEST | | | | | | | | | |
| 1990 | 1991 | 1992 | 1993 | 1994 | 1995 | 1996 | 1997 | 1998 | 1999 |
| WEST | | | | | | | | | |
| EAST | | | | | | | | | |
| 2000 | 2001 | 2002 | 2003 | 2004 | 2005 | 2006 | 2007 | 2008 | 2009 |
| WEST | | | | | | | | | |
| EAST | | | | | | | | | |
| 2010 | 2011 | 2012 | 2013 | 2014 | 2015 | 2016 | 2017 | 2018 | 2019 |
| WEST | | | | | | | | | |
| EAST | | | | | | | | | |

| No. | Name | Label | Survey period | Survey frequency |
|----------|-----------|---------------------------|-------------------------|--------------------|
| 3.4.377) | vg_proenl | enlargement of production | West 08/1981 to 02/1993 | Feb, May, Aug, Nov |

Wording of question

| | |
|---|--|
| <p>since 08/1981</p> <p>Feedstock</p> <p>Our stock of the most important raw materials and pre-materials to produce XY is currently [...]</p> <p>if relatively high:</p> <p>We currently have a high stock because of</p> <p>enlargement of production [1] <input type="text"/></p> | <p>Further information</p> <p>enlargement of production</p> <p>*"currently" since 02/1988</p> |
|---|--|

Time span of variable

| | | | | | | | | | |
|------|------|------|------|------|------|------|------|------|------|
| 1980 | 1981 | 1982 | 1983 | 1984 | 1985 | 1986 | 1987 | 1988 | 1989 |
| WEST | | | | | | | | | |
| 1990 | 1991 | 1992 | 1993 | 1994 | 1995 | 1996 | 1997 | 1998 | 1999 |
| WEST | | | | | | | | | |
| 2000 | 2001 | 2002 | 2003 | 2004 | 2005 | 2006 | 2007 | 2008 | 2009 |
| 2010 | 2011 | 2012 | 2013 | 2014 | 2015 | 2016 | 2017 | 2018 | 2019 |

| No. | Name | Label | Survey period | Survey frequency |
|-----|------|-------|---------------|------------------|
|-----|------|-------|---------------|------------------|

3.4.378) **vg_proexpen** product too expensive East 01/1991 to 12/2000 monthly survey

Wording of question

| | |
|--|---|
| <p>01/1991 to 12/2000</p> <p>No questionnaires for the East available. The following wording is taken from previous lists of variables</p> <hr/> <p>01/1991 to 12/2000</p> <p>Our domestic production of XY is currently constrained. If yes, by following factors: sales difficulties, as</p> <p style="text-align: right;">Products are too expensive [1] <input type="text"/></p> | <p>Further information</p> <p>Products too expensive</p> |
|--|---|

Time span of variable

| 1980 | 1981 | 1982 | 1983 | 1984 | 1985 | 1986 | 1987 | 1988 | 1989 |
|------|------|------|------|------|------|------|------|------|------|
| | | | | | | | | | |
| 1990 | 1991 | 1992 | 1993 | 1994 | 1995 | 1996 | 1997 | 1998 | 1999 |
| | EAST | | | | | | | | |
| 2000 | 2001 | 2002 | 2003 | 2004 | 2005 | 2006 | 2007 | 2008 | 2009 |
| EAST | | | | | | | | | |
| 2010 | 2011 | 2012 | 2013 | 2014 | 2015 | 2016 | 2017 | 2018 | 2019 |

| No. | Name | Label | Survey period | Survey frequency |
|-----|------|-------|---------------|------------------|
|-----|------|-------|---------------|------------------|

3.4.379) **vg_prof** profit situation West since 06/2002* May, Sep
East since 06/2002* May, Sep

Wording of question

| | |
|---|---|
| <p>since 06/2002</p> <p>Profit situation and development [...]</p> <p>We currently consider the profit situation of our company - measured by the operating results from customary business operations - to be</p> <p style="text-align: right;">good [1] <input type="text"/> satisfiable [2] <input type="text"/> bad [3] <input type="text"/></p> | <p>Further information</p> <p>Current profit situation</p> <p>*in 2002: June and September</p> <p>The question was fed into an own dataset for the East 12/1995 to 11/2001</p> |
|---|---|

Time span of variable

| 1980 | 1981 | 1982 | 1983 | 1984 | 1985 | 1986 | 1987 | 1988 | 1989 |
|------|------|--------------|------|------|------|------|------|------|------|
| | | | | | | | | | |
| 1990 | 1991 | 1992 | 1993 | 1994 | 1995 | 1996 | 1997 | 1998 | 1999 |
| | | WEST EAST | | | | | | | |
| 2000 | 2001 | 2002 | 2003 | 2004 | 2005 | 2006 | 2007 | 2008 | 2009 |
| | | WEST EAST | | | | | | | |
| 2010 | 2011 | 2012 | 2013 | 2014 | 2015 | 2016 | 2017 | 2018 | 2019 |

| No. | Name | Label | Survey period | Survey frequency |
|-----|------|-------|---------------|------------------|
|-----|------|-------|---------------|------------------|

| | | | | |
|----------|------------|---------------------|-------------------------|----------------|
| 3.4.382) | vg_proqual | quality of products | East 01/1991 to 12/2000 | monthly survey |
|----------|------------|---------------------|-------------------------|----------------|

Wording of question

| | |
|--|---|
| <p>01/1991 to 12/2000</p> <p>There are no questionnaires for the East available. The following wording is taken from previous lists of variables</p> <p>01/1991 to 12/2000</p> <p>Our domestic production of XY is currently constrained. If yes, by following factors: sales difficulties, as</p> <p style="text-align: right;">quality of product insufficient [1] <input type="text"/></p> | <p>Further information</p> <p>Quality of product</p> |
|--|---|

Time span of variable

| | | | | | | | | | |
|------|------|------|------|------|------|------|------|------|------|
| 1980 | 1981 | 1982 | 1983 | 1984 | 1985 | 1986 | 1987 | 1988 | 1989 |
| 1990 | 1991 | 1992 | 1993 | 1994 | 1995 | 1996 | 1997 | 1998 | 1999 |
| EAST | | | | | | | | | |
| 2000 | 2001 | 2002 | 2003 | 2004 | 2005 | 2006 | 2007 | 2008 | 2009 |
| EAST | | | | | | | | | |
| 2010 | 2011 | 2012 | 2013 | 2014 | 2015 | 2016 | 2017 | 2018 | 2019 |

| No. | Name | Label | Survey period | Survey frequency |
|-----|------|-------|---------------|------------------|
|-----|------|-------|---------------|------------------|

| | | | | |
|----------|-----------|-------------------------|-------------------------|--------------------|
| 3.4.383) | vg_prored | reduction of production | West 08/1981 to 02/1993 | Feb, May, Aug, Nov |
|----------|-----------|-------------------------|-------------------------|--------------------|

Wording of question

| | |
|--|---|
| <p>since 08/1981</p> <p>Feedstock</p> <p>Our stock of the most important raw materials and pre-materials to produce XY is currently [...]</p> <p>if relatively low:</p> <p>We currently have a low stock on purpose because of</p> <p style="text-align: right;">reduction in production [1] <input type="text"/></p> | <p>Further information</p> <p>Reduction of production</p> <p>*"currently" since 02/1988</p> <p>Not inquired in November 1981</p> |
|--|---|

Time span of variable

| | | | | | | | | | |
|------|------|------|------|------|------|------|------|------|------|
| 1980 | 1981 | 1982 | 1983 | 1984 | 1985 | 1986 | 1987 | 1988 | 1989 |
| WEST | | | | | | | | | |
| 1990 | 1991 | 1992 | 1993 | 1994 | 1995 | 1996 | 1997 | 1998 | 1999 |
| WEST | | | | | | | | | |
| 2000 | 2001 | 2002 | 2003 | 2004 | 2005 | 2006 | 2007 | 2008 | 2009 |
| 2010 | 2011 | 2012 | 2013 | 2014 | 2015 | 2016 | 2017 | 2018 | 2019 |

| No. | Name | Label | Survey period | Survey frequency |
|----------|------------|--|----------------------------------|--------------------|
| 3.4.384) | vg_ranord2 | range of orders in months (end of prev. month) | East and West 01/2002 to 01/2008 | Jan, Apr, Jul, Oct |

Wording of question

| | |
|---|---|
| <p>01/2002 to 01/2008</p> <p>Momentarily our range of orders for XY equate to a production duration up to about [...] months End of previous month they reached</p> | <p>Further information</p> <p>Range of orders in months (end of prev. Month)</p> <p>Note Because of the alignment of economic cycle surveys inside of the EU the wording of the questions was adapted to the survey periods of the countries. This caused that the questions regarding the range of orders would have been shifted by about one month. That is why the question regarding the range of orders was posed twice since the first quarter of 2002, with the distinction that it is inquired after the running month (ranord) and the previous month (ranord2)</p> |
|---|---|

Time span of variable

| 1980 | 1981 | 1982 | 1983 | 1984 | 1985 | 1986 | 1987 | 1988 | 1989 |
|------|------|------|------|------|------|------|------|------|------|
| | | | | | | | | | |
| 1990 | 1991 | 1992 | 1993 | 1994 | 1995 | 1996 | 1997 | 1998 | 1999 |
| | | | | | | | | | |
| 2000 | 2001 | 2002 | 2003 | 2004 | 2005 | 2006 | 2007 | 2008 | 2009 |
| | | WEST | | | | | | | |
| | | EAST | | | | | | | |
| 2010 | 2011 | 2012 | 2013 | 2014 | 2015 | 2016 | 2017 | 2018 | 2019 |

Coding in the dataset
 non = [0]
 less than 1/2 = [5]
 1 = [10]
 5 = [50]
 9 = [90]
 more than 10 = handwritten entry
 or if just ticked = [120]
 2 = [20] 3 = [30] 4 = [40]
 6 = [60] 7 = [70] 8 = [80]
 10 = [100]

| No. | Name | Label | Survey period | Survey frequency |
|----------|---------|---------------------|-----------------------|------------------|
| 3.4.385) | vg_ref1 | refugees question 1 | East and West 10/2015 | once |

Wording of question

| | |
|---|-----------------------------------|
| <p>10/2015</p> <p>1. How large do you assess the potential of asylum seekers to be employed in the following positions?</p> <p style="text-align: center;">[1] small [2] large</p> <p>trainees <input type="text"/> <input type="text"/></p> | <p>Further Information</p> |
|---|-----------------------------------|

Time span of variable

| 1980 | 1981 | 1982 | 1983 | 1984 | 1985 | 1986 | 1987 | 1988 | 1989 |
|------|------|------|------|------|------|------|------|------|------|
| | | | | | | | | | |
| 1990 | 1991 | 1992 | 1993 | 1994 | 1995 | 1996 | 1997 | 1998 | 1999 |
| | | | | | | | | | |
| 2000 | 2001 | 2002 | 2003 | 2004 | 2005 | 2006 | 2007 | 2008 | 2009 |
| | | | | | | | | | |
| 2010 | 2011 | 2012 | 2013 | 2014 | 2015 | 2016 | 2017 | 2018 | 2019 |
| | | | | | WEST | | | | |
| | | | | | EAST | | | | |

| No. | Name | Label | Survey period | Survey frequency |
|----------|---------|---------------------|-----------------------|------------------|
| 3.4.386) | vg_ref2 | refugees question 2 | East and West 10/2015 | once |

Wording of question

| | |
|--|-----------------------------------|
| <p>10/2015</p> <p>1. How large do you assess the potential of asylum seekers to be employed in the following positions?</p> <p style="text-align: center;">[1] small [2] large</p> <p>unskilled aid workers <input type="text"/> <input type="text"/></p> | <p>Further Information</p> |
|--|-----------------------------------|

Time span of variable

| | | | | | | | | | |
|------|------|------|------|------|------|------|------|------|------|
| 1980 | 1981 | 1982 | 1983 | 1984 | 1985 | 1986 | 1987 | 1988 | 1989 |
| 1990 | 1991 | 1992 | 1993 | 1994 | 1995 | 1996 | 1997 | 1998 | 1999 |
| 2000 | 2001 | 2002 | 2003 | 2004 | 2005 | 2006 | 2007 | 2008 | 2009 |
| 2010 | 2011 | 2012 | 2013 | 2014 | 2015 | 2016 | 2017 | 2018 | 2019 |

WEST
EAST

| No. | Name | Label | Survey period | Survey frequency |
|----------|---------|---------------------|-----------------------|------------------|
| 3.4.387) | vg_ref3 | refugees question 3 | East and West 10/2015 | once |

Wording of question

| | |
|--|----------------------------|
| <p>10/2015</p> <p>1. How large do you assess the potential of asylum seekers to be employed in the following positions?</p> <p style="text-align: center;">[1] small [2] large</p> <p>skilled workers <input type="text"/> <input type="text"/></p> | <p>Further Information</p> |
|--|----------------------------|

Time span of variable

| | | | | | | | | | |
|------|------|------|------|------|------|------|------|------|------|
| 1980 | 1981 | 1982 | 1983 | 1984 | 1985 | 1986 | 1987 | 1988 | 1989 |
| 1990 | 1991 | 1992 | 1993 | 1994 | 1995 | 1996 | 1997 | 1998 | 1999 |
| 2000 | 2001 | 2002 | 2003 | 2004 | 2005 | 2006 | 2007 | 2008 | 2009 |
| 2010 | 2011 | 2012 | 2013 | 2014 | 2015 | 2016 | 2017 | 2018 | 2019 |

WEST
EAST

| No. | Name | Label | Survey period | Survey frequency |
|----------|---------|---------------------|-----------------------|------------------|
| 3.4.388) | vg_ref4 | refugees question 4 | East and West 10/2015 | once |

Wording of question

| | |
|--|----------------------------|
| <p>10/2015</p> <p>1. How large do you assess the potential of asylum seekers to be employed in the following positions?</p> <p style="text-align: center;">[1] small [2] large</p> <p>leading positions <input type="text"/> <input type="text"/></p> | <p>Further Information</p> |
|--|----------------------------|

Time span of variable

| | | | | | | | | | |
|------|------|------|------|------|------|------|------|------|------|
| 1980 | 1981 | 1982 | 1983 | 1984 | 1985 | 1986 | 1987 | 1988 | 1989 |
| 1990 | 1991 | 1992 | 1993 | 1994 | 1995 | 1996 | 1997 | 1998 | 1999 |
| 2000 | 2001 | 2002 | 2003 | 2004 | 2005 | 2006 | 2007 | 2008 | 2009 |
| 2010 | 2011 | 2012 | 2013 | 2014 | 2015 | 2016 | 2017 | 2018 | 2019 |

WEST
EAST

| No. | Name | Label | Survey period | Survey frequency |
|----------|---------|---------------------|-----------------------|------------------|
| 3.4.389) | vg_ref5 | refugees question 5 | East and West 10/2015 | once |

Wording of question

| | |
|--|---------------------|
| 10/2015 1. How large do you assess the potential of asylum seekers to be employed in the following positions? <div style="display: flex; justify-content: space-around; align-items: center;"> <div style="text-align: center;"> [1] small <input type="text"/> </div> <div style="text-align: center;"> [2] large <input type="text"/> </div> </div> <p style="margin-top: 10px;">other positions</p> | Further Information |
|--|---------------------|

Time span of variable

| | | | | | | | | | |
|------|------|------|------|------|------|------|------|------|------|
| 1980 | 1981 | 1982 | 1983 | 1984 | 1985 | 1986 | 1987 | 1988 | 1989 |
| 1990 | 1991 | 1992 | 1993 | 1994 | 1995 | 1996 | 1997 | 1998 | 1999 |
| 2000 | 2001 | 2002 | 2003 | 2004 | 2005 | 2006 | 2007 | 2008 | 2009 |
| 2010 | 2011 | 2012 | 2013 | 2014 | 2015 | 2016 | 2017 | 2018 | 2019 |

WEST
EAST

| No. | Name | Label | Survey period | Survey frequency |
|----------|---------|---------------------|-----------------------|------------------|
| 3.4.390) | vg_ref6 | refugees question 6 | East and West 10/2015 | once |

Wording of question

| | |
|--|---------------------|
| 10/2015 2. how much of an obstacle to employing asylum seekers do you consider the following factors to be in your branch: <div style="display: flex; justify-content: space-around; align-items: center;"> <div style="text-align: center;"> [1] little <input type="text"/> </div> <div style="text-align: center;"> [2] much <input type="text"/> </div> </div> <p style="margin-top: 10px;">labor law-related provisions</p> | Further Information |
|--|---------------------|

Time span of variable

| | | | | | | | | | |
|------|------|------|------|------|------|------|------|------|------|
| 1980 | 1981 | 1982 | 1983 | 1984 | 1985 | 1986 | 1987 | 1988 | 1989 |
| 1990 | 1991 | 1992 | 1993 | 1994 | 1995 | 1996 | 1997 | 1998 | 1999 |
| 2000 | 2001 | 2002 | 2003 | 2004 | 2005 | 2006 | 2007 | 2008 | 2009 |
| 2010 | 2011 | 2012 | 2013 | 2014 | 2015 | 2016 | 2017 | 2018 | 2019 |

WEST
EAST

| No. | Name | Label | Survey period | Survey frequency |
|----------|---------|---------------------|-----------------------|------------------|
| 3.4.391) | vg_ref7 | refugees question 7 | East and West 10/2015 | once |

Wording of question

| | |
|--|---------------------|
| 10/2015 2. how much of an obstacle to employing asylum seekers do you consider the following factors to be in your branch: <div style="display: flex; justify-content: space-around; align-items: center;"> <div style="text-align: center;"> [1] little <input type="text"/> </div> <div style="text-align: center;"> [2] much <input type="text"/> </div> </div> <p style="margin-top: 10px;">unfit level of qualification</p> | Further Information |
|--|---------------------|

Time span of variable

| | | | | | | | | | |
|------|------|------|------|------|------|------|------|------|------|
| 1980 | 1981 | 1982 | 1983 | 1984 | 1985 | 1986 | 1987 | 1988 | 1989 |
| 1990 | 1991 | 1992 | 1993 | 1994 | 1995 | 1996 | 1997 | 1998 | 1999 |
| 2000 | 2001 | 2002 | 2003 | 2004 | 2005 | 2006 | 2007 | 2008 | 2009 |

| | | | | | | | | | |
|------|------|------|------|------|--------------|------|------|------|------|
| 2010 | 2011 | 2012 | 2013 | 2014 | 2015 | 2016 | 2017 | 2018 | 2019 |
| | | | | | WEST EAST | | | | |

| No. | Name | Label | Survey period | Survey frequency |
|-----|------|-------|---------------|------------------|
|-----|------|-------|---------------|------------------|

3.4.392) **vg_ref8** refugees question 8 East and West 10/2015 once

Wording of question

| | |
|--|---------------------|
| 10/2015 | Further Information |
| 2. how much of an obstacle to employing asylum seekers do you consider the following factors to be in your branch: | |
| <p>[1] little [2] much</p> <p>minimum wage <input type="text"/> <input type="text"/></p> | |

Time span of variable

| | | | | | | | | | |
|------|------|------|------|------|--------------|------|------|------|------|
| 1980 | 1981 | 1982 | 1983 | 1984 | 1985 | 1986 | 1987 | 1988 | 1989 |
| 1990 | 1991 | 1992 | 1993 | 1994 | 1995 | 1996 | 1997 | 1998 | 1999 |
| 2000 | 2001 | 2002 | 2003 | 2004 | 2005 | 2006 | 2007 | 2008 | 2009 |
| 2010 | 2011 | 2012 | 2013 | 2014 | 2015 | 2016 | 2017 | 2018 | 2019 |
| | | | | | WEST EAST | | | | |

| No. | Name | Label | Survey period | Survey frequency |
|-----|------|-------|---------------|------------------|
|-----|------|-------|---------------|------------------|

3.4.393) **vg_ref9** refugees question 9 East and West 10/2015 once

Wording of question

| | |
|--|---------------------|
| 10/2015 | Further Information |
| 2. how much of an obstacle to employing asylum seekers do you consider the following factors to be in your branch: | |
| <p>[1] little [2] much</p> <p>lack of language skills <input type="text"/> <input type="text"/></p> | |

Time span of variable

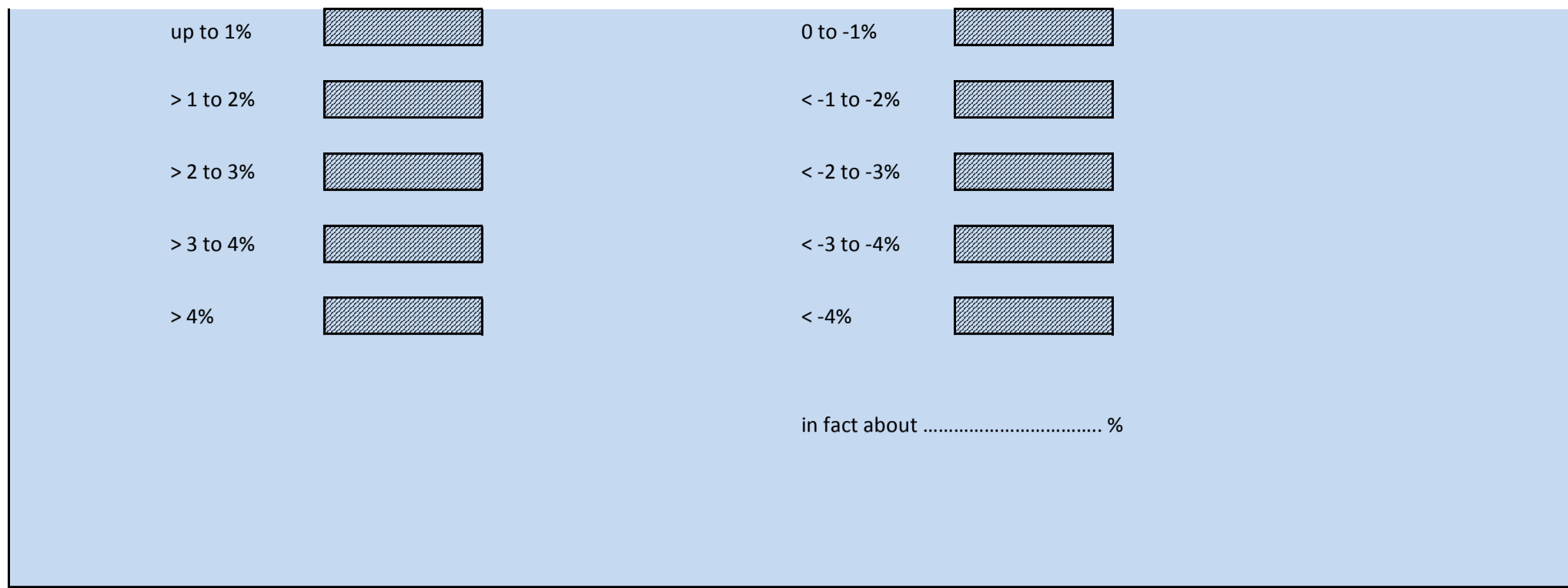
| | | | | | | | | | |
|------|------|------|------|------|--------------|------|------|------|------|
| 1980 | 1981 | 1982 | 1983 | 1984 | 1985 | 1986 | 1987 | 1988 | 1989 |
| 1990 | 1991 | 1992 | 1993 | 1994 | 1995 | 1996 | 1997 | 1998 | 1999 |
| 2000 | 2001 | 2002 | 2003 | 2004 | 2005 | 2006 | 2007 | 2008 | 2009 |
| 2010 | 2011 | 2012 | 2013 | 2014 | 2015 | 2016 | 2017 | 2018 | 2019 |
| | | | | | WEST EAST | | | | |

| No. | Name | Label | Survey period | Survey frequency |
|-----|------|-------|---------------|------------------|
|-----|------|-------|---------------|------------------|

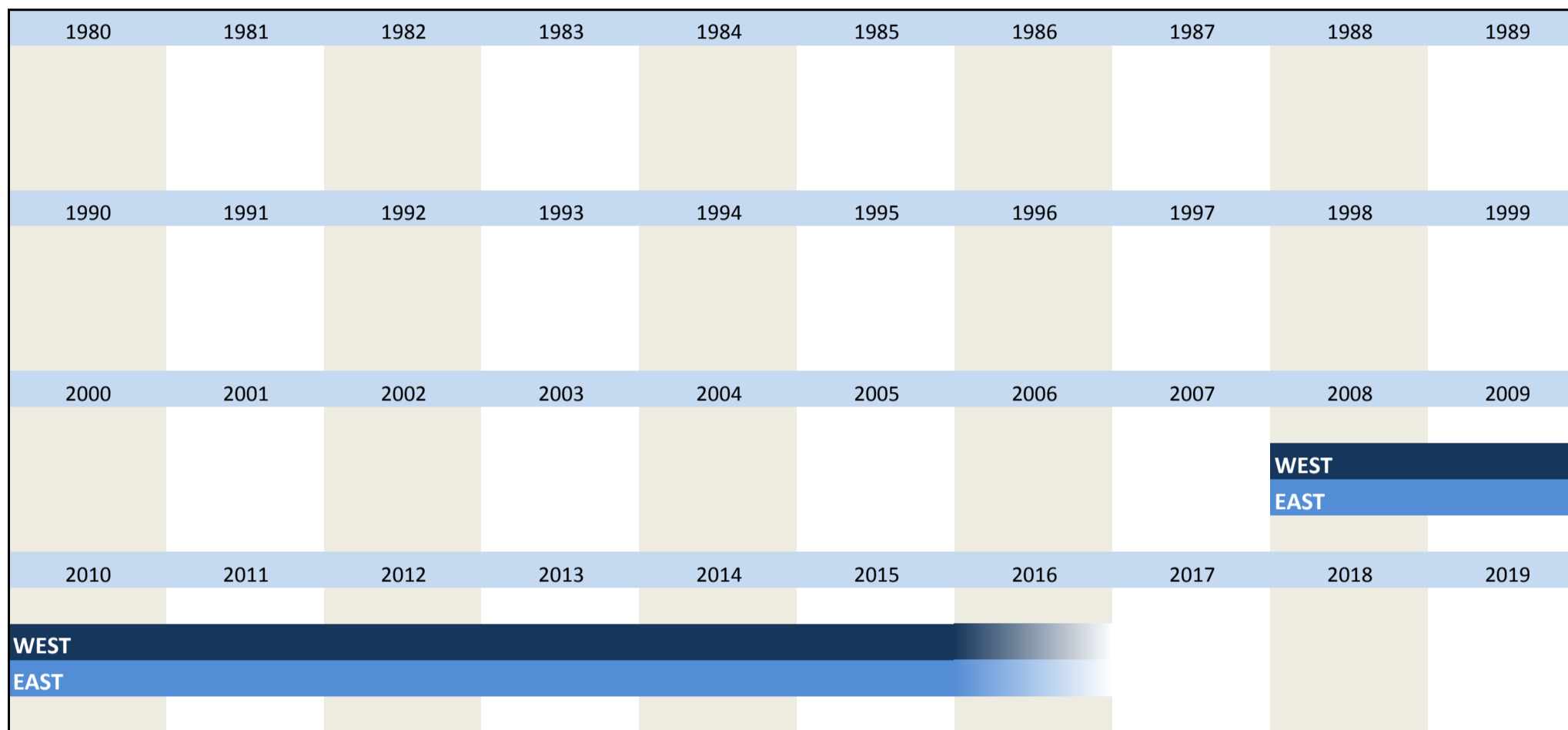
3.4.394) **vg_ros_loss** return on sales: loss East and West since 09/2008 May, Sep

Wording of question

| | |
|--|-------------------------------------|
| since 09/2008 | Further information |
| Expected surplus less tax or loss of our company in % of the net returns on sales in 20XX* | |
| <p>if surplus: <input type="text"/> if loss: <input type="text"/></p> | |
| | *20XX denotes the year under report |




Time span of variable



| No. | Name | Label | Survey period | Survey frequency |
|-----|------|-------|---------------|------------------|
|-----|------|-------|---------------|------------------|

| | | | | |
|----------|-------------|--------------------------|-----------------------------|----------|
| 3.4.395) | vg_ros_surp | return on sales: surplus | East and West since 09/2008 | May, Sep |
|----------|-------------|--------------------------|-----------------------------|----------|

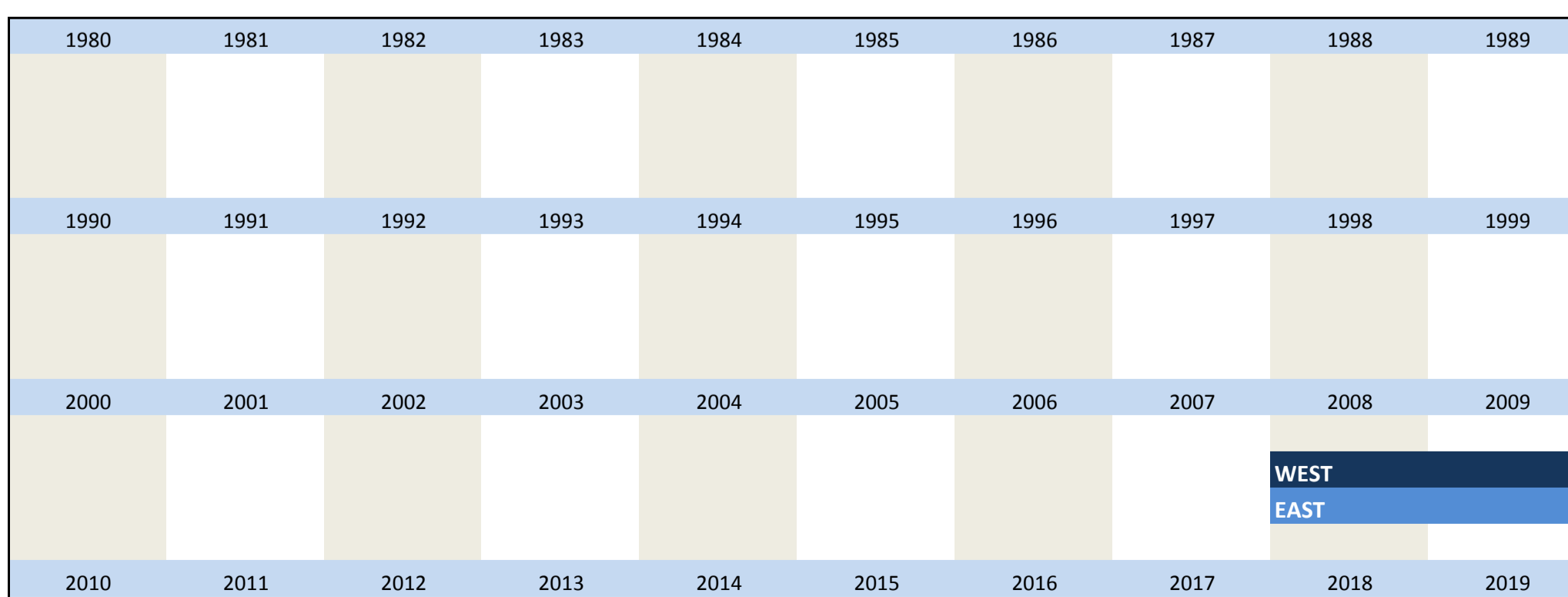
Wording of question



Further information

*20XX denotes the year under report

Time span of variable



| |
|------|
| WEST |
| EAST |

| No. | Name | Label | Survey period | Survey frequency |
|-----|------|-------|---------------|------------------|
|-----|------|-------|---------------|------------------|

| | | | | |
|----------|------------|----------------------------|-----------------------------------|------|
| 3.4.396) | vg_russia1 | Russia/Ukraine conflict q1 | East and West 05/2014 and 06 2014 | once |
|----------|------------|----------------------------|-----------------------------------|------|

Wording of question

| | |
|--|---------------------|
| 06/2014 | Further Information |
| D) Does your company have business connections to Russia? | |
| <input type="checkbox"/> yes[1] <input type="checkbox"/> no[2] | |

Time span of variable

| | | | | | | | | | |
|------|------|------|------|------|------|------|------|------|------|
| 1980 | 1981 | 1982 | 1983 | 1984 | 1985 | 1986 | 1987 | 1988 | 1989 |
| 1990 | 1991 | 1992 | 1993 | 1994 | 1995 | 1996 | 1997 | 1998 | 1999 |
| 2000 | 2001 | 2002 | 2003 | 2004 | 2005 | 2006 | 2007 | 2008 | 2009 |
| 2010 | 2011 | 2012 | 2013 | 2014 | 2015 | 2016 | 2017 | 2018 | 2019 |
| | | | | WEST | | | | | |
| | | | | EAST | | | | | |

| No. | Name | Label | Survey period | Survey frequency |
|-----|------|-------|---------------|------------------|
|-----|------|-------|---------------|------------------|

| | | | | |
|----------|------------|----------------------------|-----------------------------------|------|
| 3.4.397) | vg_russia2 | Russia/Ukraine conflict q2 | East and West 05/2014 and 06 2014 | once |
|----------|------------|----------------------------|-----------------------------------|------|

Wording of question

| | |
|---|---------------------|
| 06/2014 | Further Information |
| D) Does your company have business connections to Russia? | |
| <input type="checkbox"/> yes <input type="checkbox"/> no | |
| If yes: | |
| <input type="checkbox"/> Imports from Russia [1] | |

Time span of variable

| | | | | | | | | | |
|------|------|------|------|------|------|------|------|------|------|
| 1980 | 1981 | 1982 | 1983 | 1984 | 1985 | 1986 | 1987 | 1988 | 1989 |
| 1990 | 1991 | 1992 | 1993 | 1994 | 1995 | 1996 | 1997 | 1998 | 1999 |
| 2000 | 2001 | 2002 | 2003 | 2004 | 2005 | 2006 | 2007 | 2008 | 2009 |
| 2010 | 2011 | 2012 | 2013 | 2014 | 2015 | 2016 | 2017 | 2018 | 2019 |
| | | | | WEST | | | | | |
| | | | | EAST | | | | | |

| No. | Name | Label | Survey period | Survey frequency |
|----------|------------|----------------------------|-----------------------------------|------------------|
| 3.4.398) | vg_russia3 | Russia/Ukraine conflict q3 | East and West 05/2014 and 06 2014 | once |

Wording of question

| Further Information |
|---|
| <p>06/2014</p> <p>D) Does your company have business connections to Russia?</p> <p><input type="checkbox"/> yes <input type="checkbox"/> no</p> <p>If yes:</p> <p><input type="text"/> Exports to Russia [1]</p> |

Time span of variable

| | | | | | | | | | |
|------|------|------|------|------|------|------|------|------|------|
| 1980 | 1981 | 1982 | 1983 | 1984 | 1985 | 1986 | 1987 | 1988 | 1989 |
| 1990 | 1991 | 1992 | 1993 | 1994 | 1995 | 1996 | 1997 | 1998 | 1999 |
| 2000 | 2001 | 2002 | 2003 | 2004 | 2005 | 2006 | 2007 | 2008 | 2009 |
| 2010 | 2011 | 2012 | 2013 | 2014 | 2015 | 2016 | 2017 | 2018 | 2019 |
| | | | | WEST | | | | | |
| | | | | EAST | | | | | |

| No. | Name | Label | Survey period | Survey frequency |
|----------|------------|----------------------------|-----------------------------------|------------------|
| 3.4.399) | vg_russia4 | Russia/Ukraine conflict q4 | East and West 05/2014 and 06 2014 | once |

Wording of question

| Further Information |
|---|
| <p>06/2014</p> <p>D) Does your company have business connections to Russia?</p> <p><input type="checkbox"/> yes <input type="checkbox"/> no</p> <p>If yes:</p> <p><input type="text"/> Joint ventures with russian companies [1]</p> |

Time span of variable

| | | | | | | | | | |
|------|------|------|------|------|------|------|------|------|------|
| 1980 | 1981 | 1982 | 1983 | 1984 | 1985 | 1986 | 1987 | 1988 | 1989 |
| 1990 | 1991 | 1992 | 1993 | 1994 | 1995 | 1996 | 1997 | 1998 | 1999 |
| 2000 | 2001 | 2002 | 2003 | 2004 | 2005 | 2006 | 2007 | 2008 | 2009 |
| 2010 | 2011 | 2012 | 2013 | 2014 | 2015 | 2016 | 2017 | 2018 | 2019 |
| | | | | WEST | | | | | |
| | | | | EAST | | | | | |

| No. | Name | Label | Survey period | Survey frequency |
|----------|------------|----------------------------|-----------------------------------|------------------|
| 3.4.400) | vg_russia5 | Russia/Ukraine conflict q5 | East and West 05/2014 and 06 2014 | once |

Wording of question

| Further Information |
|--|
| <p>06/2014</p> <p>D) Does your company have business connections to Russia?</p> <p><input type="checkbox"/> yes <input type="checkbox"/> no</p> <p>If yes:</p> <p><input type="text"/> own branches in Russia [1]</p> |

Time span of variable

| | | | | | | | | | |
|------|------|------|------|------|------|------|------|------|------|
| 1980 | 1981 | 1982 | 1983 | 1984 | 1985 | 1986 | 1987 | 1988 | 1989 |
| 1990 | 1991 | 1992 | 1993 | 1994 | 1995 | 1996 | 1997 | 1998 | 1999 |
| 2000 | 2001 | 2002 | 2003 | 2004 | 2005 | 2006 | 2007 | 2008 | 2009 |
| 2010 | 2011 | 2012 | 2013 | 2014 | 2015 | 2016 | 2017 | 2018 | 2019 |
| | | | | WEST | | | | | |
| | | | | EAST | | | | | |

| No. | Name | Label | Survey period | Survey frequency |
|----------|------------|----------------------------|-----------------------------------|------------------|
| 3.4.401) | vg_russia6 | Russia/Ukraine conflict q6 | East and West 05/2014 and 06 2014 | once |

Wording of question

| Further Information |
|---|
| <p>06/2014</p> <p>D) Does your company have business connections to Russia?</p> <p><input type="checkbox"/> yes <input type="checkbox"/> no</p> <p>If yes:</p> <p><input type="text"/> via other companies [1]</p> |

Time span of variable

| | | | | | | | | | |
|------|------|------|------|------|------|------|------|------|------|
| 1980 | 1981 | 1982 | 1983 | 1984 | 1985 | 1986 | 1987 | 1988 | 1989 |
| 1990 | 1991 | 1992 | 1993 | 1994 | 1995 | 1996 | 1997 | 1998 | 1999 |
| 2000 | 2001 | 2002 | 2003 | 2004 | 2005 | 2006 | 2007 | 2008 | 2009 |
| 2010 | 2011 | 2012 | 2013 | 2014 | 2015 | 2016 | 2017 | 2018 | 2019 |
| | | | | WEST | | | | | |
| | | | | EAST | | | | | |

| No. | Name | Label | Survey period | Survey frequency |
|-----|------|-------|---------------|------------------|
|-----|------|-------|---------------|------------------|

| | | | | |
|----------|------------|----------------------------|-----------------------------------|------|
| 3.4.402) | vg_russia7 | Russia/Ukraine conflict q7 | East and West 05/2014 and 06 2014 | once |
|----------|------------|----------------------------|-----------------------------------|------|

Wording of question

| | |
|---|----------------------------|
| <p>06/2014</p> <p>D) Did you already experience impairments due to the russian-ukrainian conflict?</p> <p><input type="checkbox"/> yes[1] <input type="checkbox"/> no[2]</p> | <p>Further Information</p> |
|---|----------------------------|

Time span of variable

| 1980 | 1981 | 1982 | 1983 | 1984 | 1985 | 1986 | 1987 | 1988 | 1989 |
|------|------|------|------|------|------|------|------|------|------|
| | | | | | | | | | |
| 1990 | 1991 | 1992 | 1993 | 1994 | 1995 | 1996 | 1997 | 1998 | 1999 |
| | | | | | | | | | |
| 2000 | 2001 | 2002 | 2003 | 2004 | 2005 | 2006 | 2007 | 2008 | 2009 |
| | | | | | | | | | |
| 2010 | 2011 | 2012 | 2013 | 2014 | 2015 | 2016 | 2017 | 2018 | 2019 |
| | | | | WEST | | | | | |
| | | | | EAST | | | | | |

| No. | Name | Label | Survey period | Survey frequency |
|-----|------|-------|---------------|------------------|
|-----|------|-------|---------------|------------------|

| | | | | |
|----------|------------|----------------------------|-----------------------------------|------|
| 3.4.403) | vg_russia8 | Russia/Ukraine conflict q8 | East and West 05/2014 and 06 2014 | once |
|----------|------------|----------------------------|-----------------------------------|------|

Wording of question

| | |
|--|----------------------------|
| <p>06/2014</p> <p>D) Are you expecting future impairments for your company?</p> <p><input type="checkbox"/> yes[1] <input type="checkbox"/> no[2]</p> | <p>Further Information</p> |
|--|----------------------------|

Time span of variable

| 1980 | 1981 | 1982 | 1983 | 1984 | 1985 | 1986 | 1987 | 1988 | 1989 |
|------|------|------|------|------|------|------|------|------|------|
| | | | | | | | | | |
| 1990 | 1991 | 1992 | 1993 | 1994 | 1995 | 1996 | 1997 | 1998 | 1999 |
| | | | | | | | | | |
| 2000 | 2001 | 2002 | 2003 | 2004 | 2005 | 2006 | 2007 | 2008 | 2009 |
| | | | | | | | | | |
| 2010 | 2011 | 2012 | 2013 | 2014 | 2015 | 2016 | 2017 | 2018 | 2019 |
| | | | | WEST | | | | | |
| | | | | EAST | | | | | |

| No. | Name | Label | Survey period | Survey frequency |
|-----|------|-------|---------------|------------------|
|-----|------|-------|---------------|------------------|

| | | | | |
|----------|-------------|------------------|-------------------------|----------------|
| 3.4.404) | vg_salesexp | sales expectancy | West 01/1980 to 06/1994 | monthly survey |
|----------|-------------|------------------|-------------------------|----------------|

Wording of question

| | |
|---------------------------|----------------------------|
| <p>01/1980 to 06/1994</p> | <p>Further information</p> |
|---------------------------|----------------------------|

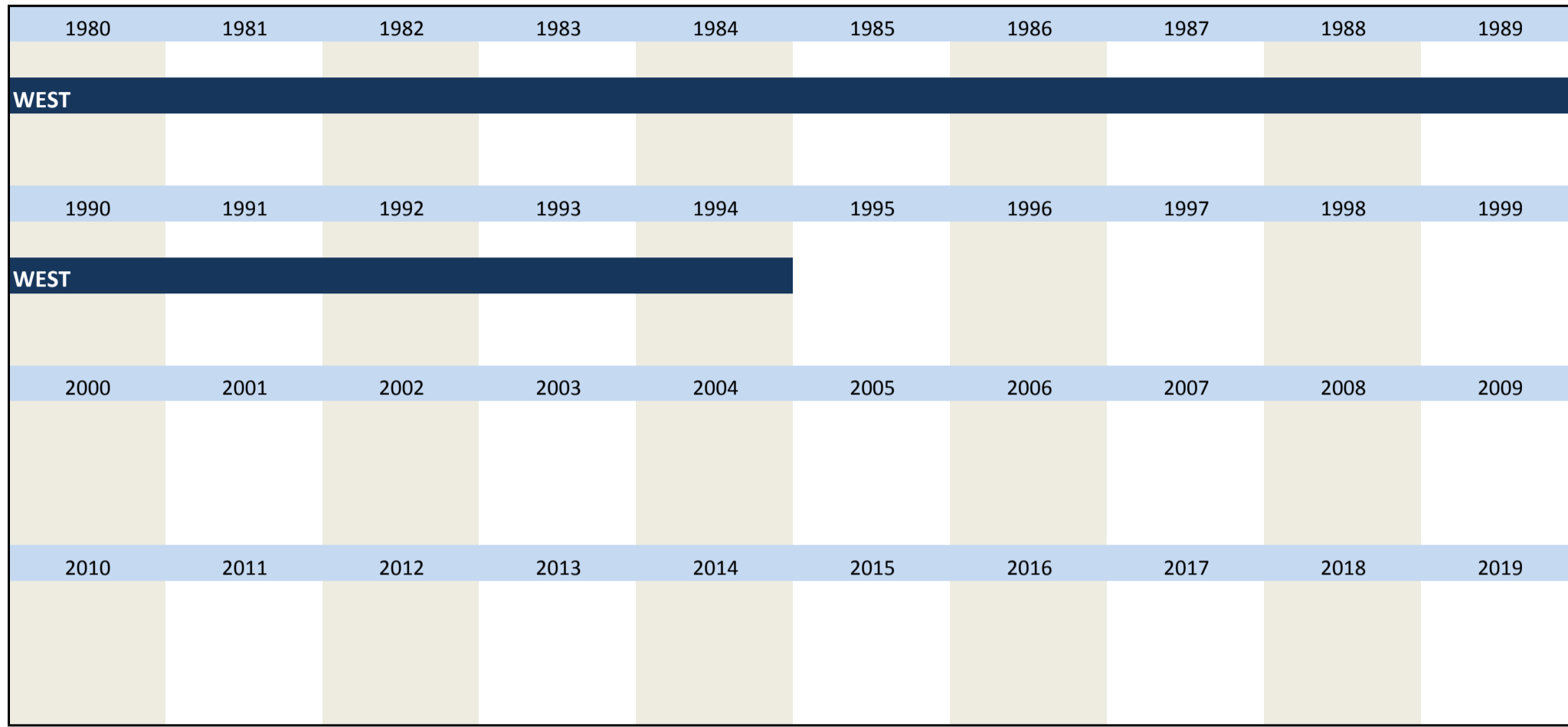
During the next 3 months our (domestic and foreign) sales of XY will expectedly be

rising [1]
not changing [2]
falling [3]

in terms of quantity compared to the corresponding period of previous year

Sales expectancy
Inquired for food and luxury food industries

Time span of variable



| No. | Name | Label | Survey period | Survey frequency |
|----------|-----------------------|---|--|------------------|
| 3.4.405) | vg_share_growth_phase | share of turnover in stage of positive growth | West since 12/1981 East since 12/1991 | annual annual |

Wording of question

since 1981

Innovations

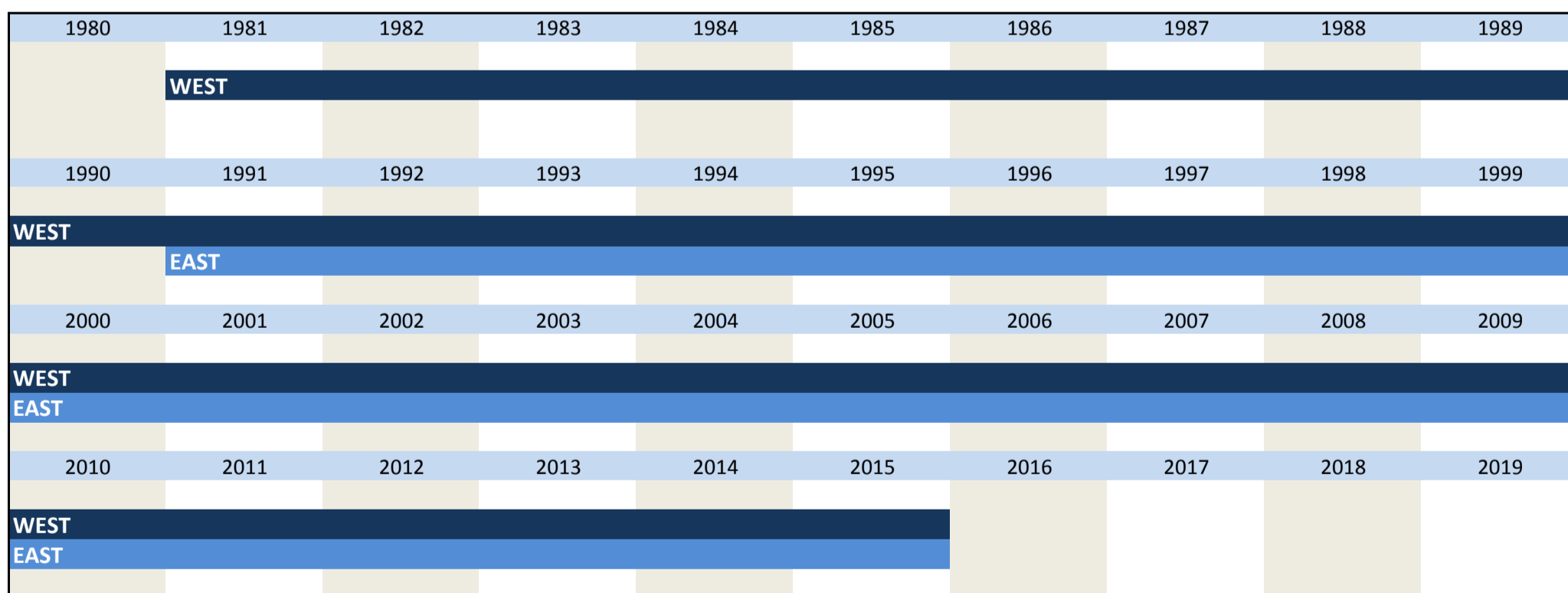
In 20XX*our products of product line XY - measured as their share of total turnover - have been in the following stages (estimates are sufficient):

_____ % stage of positive growth

Further information

*20XX refers to the current year
e.g.: If the question was posed in 2005:
20XX=2005

Time span of variable



| No. | Name | Label | Survey period | Survey frequency |
|----------|---------------------|--|--|------------------|
| 3.4.406) | vg_share_inno_phase | share of turnover in stage of product launch | West since 12/1981 East since 12/1991 | annual annual |

Wording of question

since 1981

Innovations

In 20XX*our products of product line XY - measured as their share of total turnover - have been in the following stages (estimates are sufficient):

_____ % product launch stage (Innovation)

Further information

*20XX refers to the current year
e.g.: If the question was posed in 2005:
20XX=2005

Time span of variable

| | | | | | | | | | |
|------|------|------|------|------|------|------|------|------|------|
| 1980 | 1981 | 1982 | 1983 | 1984 | 1985 | 1986 | 1987 | 1988 | 1989 |
| WEST | | | | | | | | | |
| 1990 | 1991 | 1992 | 1993 | 1994 | 1995 | 1996 | 1997 | 1998 | 1999 |
| WEST | | | | | | | | | |
| EAST | | | | | | | | | |
| 2000 | 2001 | 2002 | 2003 | 2004 | 2005 | 2006 | 2007 | 2008 | 2009 |
| WEST | | | | | | | | | |
| EAST | | | | | | | | | |
| 2010 | 2011 | 2012 | 2013 | 2014 | 2015 | 2016 | 2017 | 2018 | 2019 |
| WEST | | | | | | | | | |
| EAST | | | | | | | | | |

| No. | Name | Label | Survey period | Survey frequency |
|----------|--------------------------|---|--|------------------|
| 3.4.407) | vg_share_negative_growth | share of turnover in stage of negative growth | West since 12/1981 East since 12/1991 | annual annual |

Wording of question

| | |
|--|--|
| <p>since 1981</p> <p>Innovations</p> <p>In 20XX*our products of product line XY - measured as their share of total turnover - have been in the following stages (estimates are sufficient):</p> <p>_____ % stage of negative growth</p> | <p>Further information</p> <p>*20XX refers to the current year e.g.: If the question was posed in 2005: 20XX=2005</p> |
|--|--|

Time span of variable

| | | | | | | | | | |
|------|------|------|------|------|------|------|------|------|------|
| 1980 | 1981 | 1982 | 1983 | 1984 | 1985 | 1986 | 1987 | 1988 | 1989 |
| WEST | | | | | | | | | |
| 1990 | 1991 | 1992 | 1993 | 1994 | 1995 | 1996 | 1997 | 1998 | 1999 |
| WEST | | | | | | | | | |
| EAST | | | | | | | | | |
| 2000 | 2001 | 2002 | 2003 | 2004 | 2005 | 2006 | 2007 | 2008 | 2009 |
| WEST | | | | | | | | | |
| EAST | | | | | | | | | |
| 2010 | 2011 | 2012 | 2013 | 2014 | 2015 | 2016 | 2017 | 2018 | 2019 |
| WEST | | | | | | | | | |
| EAST | | | | | | | | | |

| No. | Name | Label | Survey period | Survey frequency |
|----------|---------------------------|--|--|------------------|
| 3.4.408) | vg_share_stagnation_phase | share of turnover in stage of stagnation | West since 12/1981 East since 12/1991 | annual annual |

Wording of question

| | |
|---|--|
| <p>since 1981</p> <p>Innovations</p> <p>In 20XX*our products of product line XY - measured as their share of total turnover - have been in the following stages (estimates are sufficient):</p> <p>_____ % stage of stagnation</p> | <p>Further information</p> <p>*20XX refers to the current year e.g.: If the question was posed in 2005: 20XX=2005</p> |
|---|--|

Time span of variable

| | | | | | | | | | |
|------|------|------|------|------|------|------|------|------|------|
| 1980 | 1981 | 1982 | 1983 | 1984 | 1985 | 1986 | 1987 | 1988 | 1989 |
| WEST | | | | | | | | | |
| 1990 | 1991 | 1992 | 1993 | 1994 | 1995 | 1996 | 1997 | 1998 | 1999 |
| WEST | | | | | | | | | |
| EAST | | | | | | | | | |
| 2000 | 2001 | 2002 | 2003 | 2004 | 2005 | 2006 | 2007 | 2008 | 2009 |
| WEST | | | | | | | | | |
| EAST | | | | | | | | | |
| 2010 | 2011 | 2012 | 2013 | 2014 | 2015 | 2016 | 2017 | 2018 | 2019 |
| WEST | | | | | | | | | |
| EAST | | | | | | | | | |

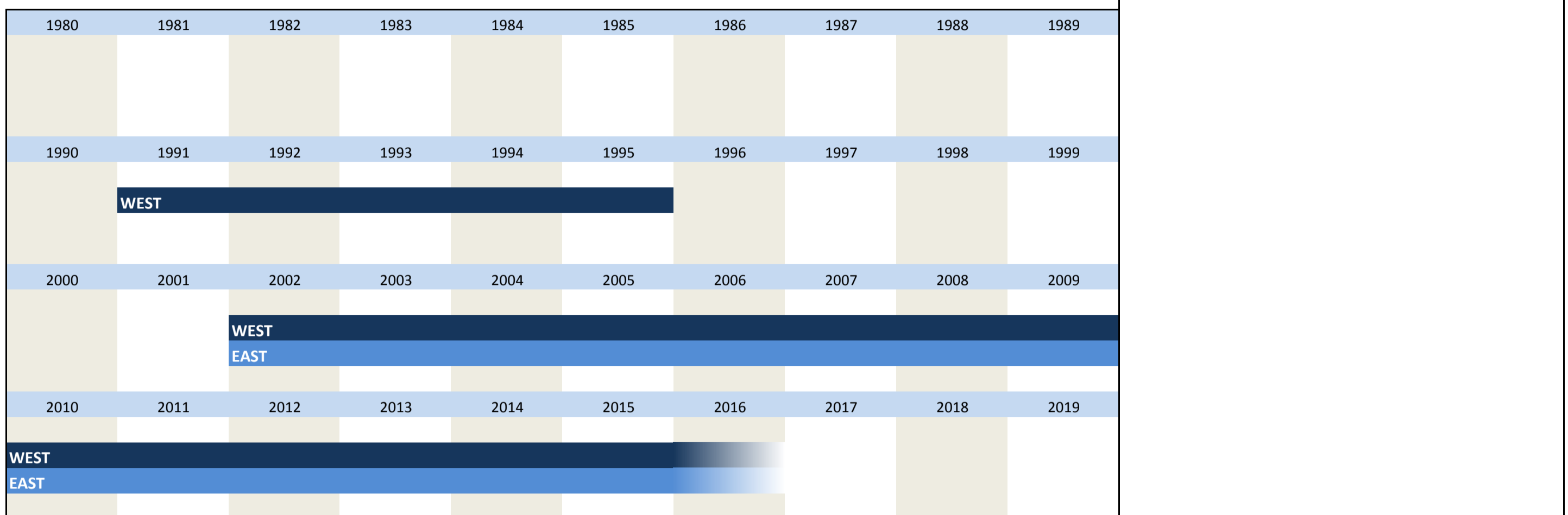
| | | | | |
|------|--|--|--|--|
| WEST | | | | |
| EAST | | | | |

| No. | Name | Label | Survey period | Survey frequency |
|----------|--------------|---------------------------|--|--|
| 3.4.409) | vg_skelllack | lack of skilled employees | West 01/1991 to 10/1995 East and West since 01/2002 | Jan, Apr, Jul, Oct Jan, Apr, Jul, Oct |

Wording of question

| | |
|---|--|
| <p>since 01/2002</p> <p>Our domestic production of XY is currently constrained. If yes, by following factors:</p> <p>Lack of skilled employees [1] <input type="text"/></p> | <p>Further information</p> <p>Lack of skilled employees</p> <p>* see variable 3.6) mplack</p> |
|---|--|

Time span of variable

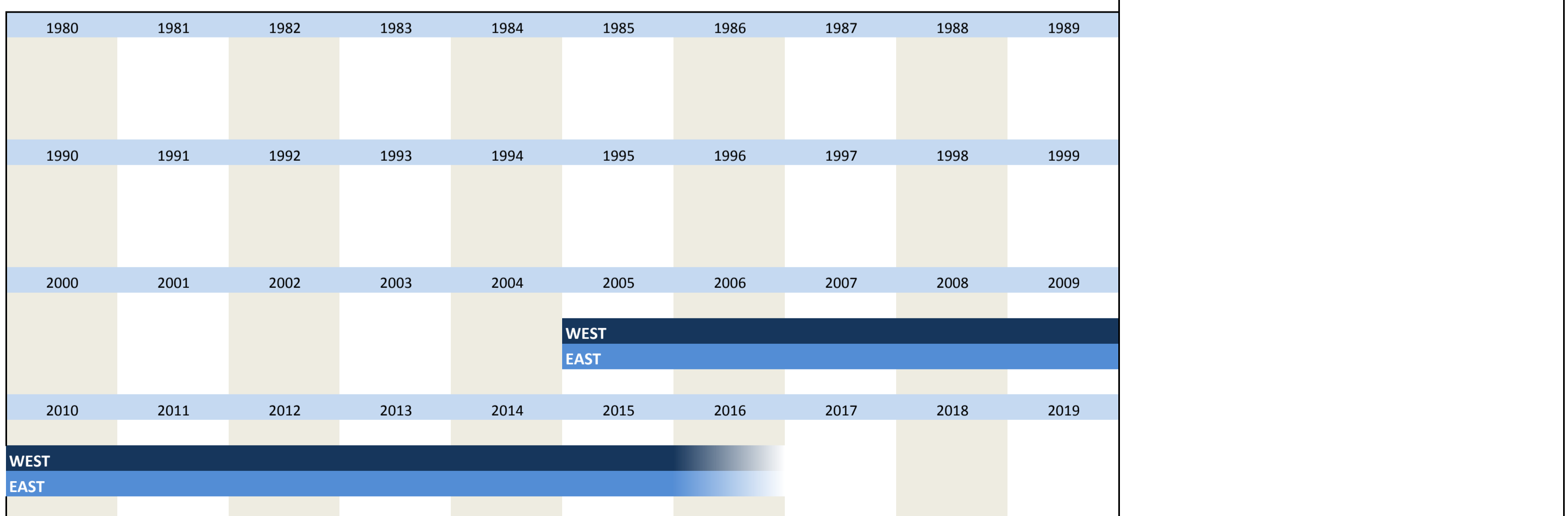


| No. | Name | Label | Survey period | Survey frequency |
|----------|----------------|-------------------------|--|----------------------------------|
| 3.4.410) | vg_statebus_sl | state of business (VAS) | West since 08/2005 East since 08/2005 | monthly survey monthly survey |

Wording of question

| | |
|---|---|
| <p>since 08/2005</p> <p>Current situation</p> <p>We consider our state of business to be</p> <p>0-bad ----- 50-satisfiable ----- 100-good</p> <p>Other than the variable 2.1) statebus the state of business is rated based on a visual analog scale</p> | <p>Further information</p> <p>Appraisal of the state of business (VAS)</p> |
|---|---|

Time span of variable



| No. | Name | Label | Survey period | Survey frequency |
|-----|------|-------|---------------|------------------|
|-----|------|-------|---------------|------------------|

Wording of question

| Further information | |
|--|--|
| 02/2001 to 11/2001 | Stock of inventories in weeks in weeks |
| No questionnaires for the East available | |
| 02/1980 to 08/1981 | * 08/1980 "no stock of inventories" = 0 weeks "less than 1/2" = 0,3 weeks "more than 6, in fact", but just ticked = 8 weeks |
| <p>Stock of inventories</p> <p>Our stock of unsold finished goods of XY currently equates to</p> <p style="text-align: center;"> less than 0,5 0,5 1 2 3 4 5 6 more than 6, in fact </p> <p>weeks of production (measured by the current extent of production)</p> | |
| 11/1981 to 11/2001 | |
| <p>Stock of inventories</p> <p>Our stock of unsold finished goods of XY currently equates to</p> <p style="text-align: center;"> no inventories than 0,5 less 0,5 1 2 3 4 5 6 more than 6, in fact </p> <p>weeks of production (measured by the current extent of production)</p> | |
| since 02/2002 | |
| <p>Stock of inventories</p> <p>Our stock of unsold finished goods of XY currently equates to a</p> <p style="text-align: center;"> no inventories than 0,5 less 0,5 production of ... weeks** 1 2 3 4 5 6 more than 6, in fact </p> <p>**measured by the current extent of production</p> | |

Time span of variable

| 1980 | 1981 | 1982 | 1983 | 1984 | 1985 | 1986 | 1987 | 1988 | 1989 |
|-------------|-------------|------|------|------|------|------|------|------|------|
| WEST | | | | | | | | | |
| 1990 | 1991 | 1992 | 1993 | 1994 | 1995 | 1996 | 1997 | 1998 | 1999 |
| WEST | | | | | | | | | |
| 2000 | 2001 | 2002 | 2003 | 2004 | 2005 | 2006 | 2007 | 2008 | 2009 |
| WEST | | | | | | | | | |
| | EAST | | | | | | | | |
| 2010 | 2011 | 2012 | 2013 | 2014 | 2015 | 2016 | 2017 | 2018 | 2019 |
| WEST | | | | | | | | | |
| EAST | | | | | | | | | |

| No. | Name | Label | Survey period | Survey frequency |
|-----|------|-------|---------------|------------------|
|-----|------|-------|---------------|------------------|

Wording of question

| Further information | |
|--|-------------------------------|
| since 08/1981 | strengthened production |
| <p>Feedstock</p> <p>Our stock of the most important raw materials and pre-materials to produce XY is currently [...]</p> <p>if relatively low:</p> <p>The feedstock became scarce due to</p> <p style="text-align: center;">strengthened production [1] <input type="text"/></p> | Not inquired in November 1981 |

Time span of variable

| | | | | | | | | | |
|------|------|------|------|------|------|------|------|------|------|
| 1980 | 1981 | 1982 | 1983 | 1984 | 1985 | 1986 | 1987 | 1988 | 1989 |
| WEST | | | | | | | | | |
| 1990 | 1991 | 1992 | 1993 | 1994 | 1995 | 1996 | 1997 | 1998 | 1999 |
| WEST | | | | | | | | | |
| 2000 | 2001 | 2002 | 2003 | 2004 | 2005 | 2006 | 2007 | 2008 | 2009 |
| 2010 | 2011 | 2012 | 2013 | 2014 | 2015 | 2016 | 2017 | 2018 | 2019 |

| No. | Name | Label | Survey period | Survey frequency |
|----------|-----------|-----------------|--|---|
| 3.4.413) | vg_stwork | short-time work | West 01/1980 to 10/2001 East 01/1991 to 12/2000 East 01/2001 to 10/2001 East and West since 01/2002 | Jan, Apr, Jul, Oct monthly survey Jan, Apr, Jul, Oct Mrch, Jun, Sep, Dec |

Wording of question

01/1991 to 10/2001
No questionnaires for the East available

since 01/1980
We currently have short-time work

yes [1] no [2]

Further information

Short-time work

Time span of variable

| | | | | | | | | | |
|------|------|------|------|------|------|------|------|------|------|
| 1980 | 1981 | 1982 | 1983 | 1984 | 1985 | 1986 | 1987 | 1988 | 1989 |
| WEST | | | | | | | | | |
| 1990 | 1991 | 1992 | 1993 | 1994 | 1995 | 1996 | 1997 | 1998 | 1999 |
| WEST | | | | | | | | | |
| EAST | | | | | | | | | |
| 2000 | 2001 | 2002 | 2003 | 2004 | 2005 | 2006 | 2007 | 2008 | 2009 |
| WEST | | | | | | | | | |
| EAST | | | | | | | | | |
| 2010 | 2011 | 2012 | 2013 | 2014 | 2015 | 2016 | 2017 | 2018 | 2019 |
| WEST | | | | | | | | | |
| EAST | | | | | | | | | |

| No. | Name | Label | Survey period | Survey frequency |
|----------|--------------|--------------------------|--|---|
| 3.4.414) | vg_stworkexp | expected short-time work | West 01/1980 to 10/2001 East 01/1991 to 12/2000 East 01/2001 to 10/2001 East and West since 01/2002 | Jan, Apr, Jul, Oct monthly survey Jan, Apr, Jul, Oct Mrch, Jun, Sep, Dec |

Wording of question

01/1991 to 10/2001
No questionnaires for the East available

01/1980 to 10/2001
During the next 3 months we willl expectedly work short-time

yes [1] no [2]

since 03/2002

Further information

Expected short-time work

During the next 3 months we will expectedly work short-time
 yes [1] no [2]

Time span of variable

| | | | | | | | | | |
|------|------|------|------|------|------|------|------|------|------|
| 1980 | 1981 | 1982 | 1983 | 1984 | 1985 | 1986 | 1987 | 1988 | 1989 |
| WEST | | | | | | | | | |
| 1990 | 1991 | 1992 | 1993 | 1994 | 1995 | 1996 | 1997 | 1998 | 1999 |
| WEST | | | | | | | | | |
| EAST | | | | | | | | | |
| 2000 | 2001 | 2002 | 2003 | 2004 | 2005 | 2006 | 2007 | 2008 | 2009 |
| WEST | | | | | | | | | |
| EAST | | | | | | | | | |
| 2010 | 2011 | 2012 | 2013 | 2014 | 2015 | 2016 | 2017 | 2018 | 2019 |
| WEST | | | | | | | | | |
| EAST | | | | | | | | | |

| No. | Name | Label | Survey period | Survey frequency |
|-----|------|-------|---------------|------------------|
|-----|------|-------|---------------|------------------|

| | | | | |
|---------|-------------|-------------------------------------|-----------------------------|----------|
| 3.4.415 | vg_surp_cat | return on sales: surplus (category) | East and West since 09/2008 | May, Sep |
|---------|-------------|-------------------------------------|-----------------------------|----------|

Wording of question

since 09/2008

Expected surplus less tax or loss of our company in % of the net returns on sales in 20XX*

| | | | |
|--------------------|--------------------------|-----------------|----------------------|
| if surplus: | | if loss: | |
| up to 1% | <input type="text"/> [1] | 0 to -1% | <input type="text"/> |
| > 1 to 2% | <input type="text"/> [2] | < -1 to -2% | <input type="text"/> |
| > 2 to 3% | <input type="text"/> [3] | < -2 to -3% | <input type="text"/> |
| > 3 to 4% | <input type="text"/> [4] | < -3 to -4% | <input type="text"/> |
| > 4% | <input type="text"/> [5] | < -4% | <input type="text"/> |

Further information

*20XX denotes the year under report

Time span of variable

| | | | | | | | | | |
|------|------|------|------|------|------|------|------|------|------|
| 1980 | 1981 | 1982 | 1983 | 1984 | 1985 | 1986 | 1987 | 1988 | 1989 |
| 1990 | 1991 | 1992 | 1993 | 1994 | 1995 | 1996 | 1997 | 1998 | 1999 |
| 2000 | 2001 | 2002 | 2003 | 2004 | 2005 | 2006 | 2007 | 2008 | 2009 |
| WEST | | | | | | | | | |
| EAST | | | | | | | | | |
| 2010 | 2011 | 2012 | 2013 | 2014 | 2015 | 2016 | 2017 | 2018 | 2019 |
| WEST | | | | | | | | | |
| EAST | | | | | | | | | |

| No. | Name | Label | Survey period | Survey frequency |
|-----|------|-------|---------------|------------------|
|-----|------|-------|---------------|------------------|

| | | | | |
|---------|-------------|----------------------------------|--|---|
| 2.4.416 | vg_uticapap | capacity utilization (appraisal) | West 03/1980 to 09/2001 East 07/1992 to 07/1993 East 12/1993 to 09/2001 East and West since 01/2002 | Mrch, Jun, Sep, Dec Mrch, Jul, Oct, Dec Mrch, Jul, Sep, Dec Jan, Apr, Jul, Oct |
|---------|-------------|----------------------------------|--|---|

Wording of question

07/1992 to 09/2001

No questionnaires for the East available

Further information

Appraisal of the technical capacity

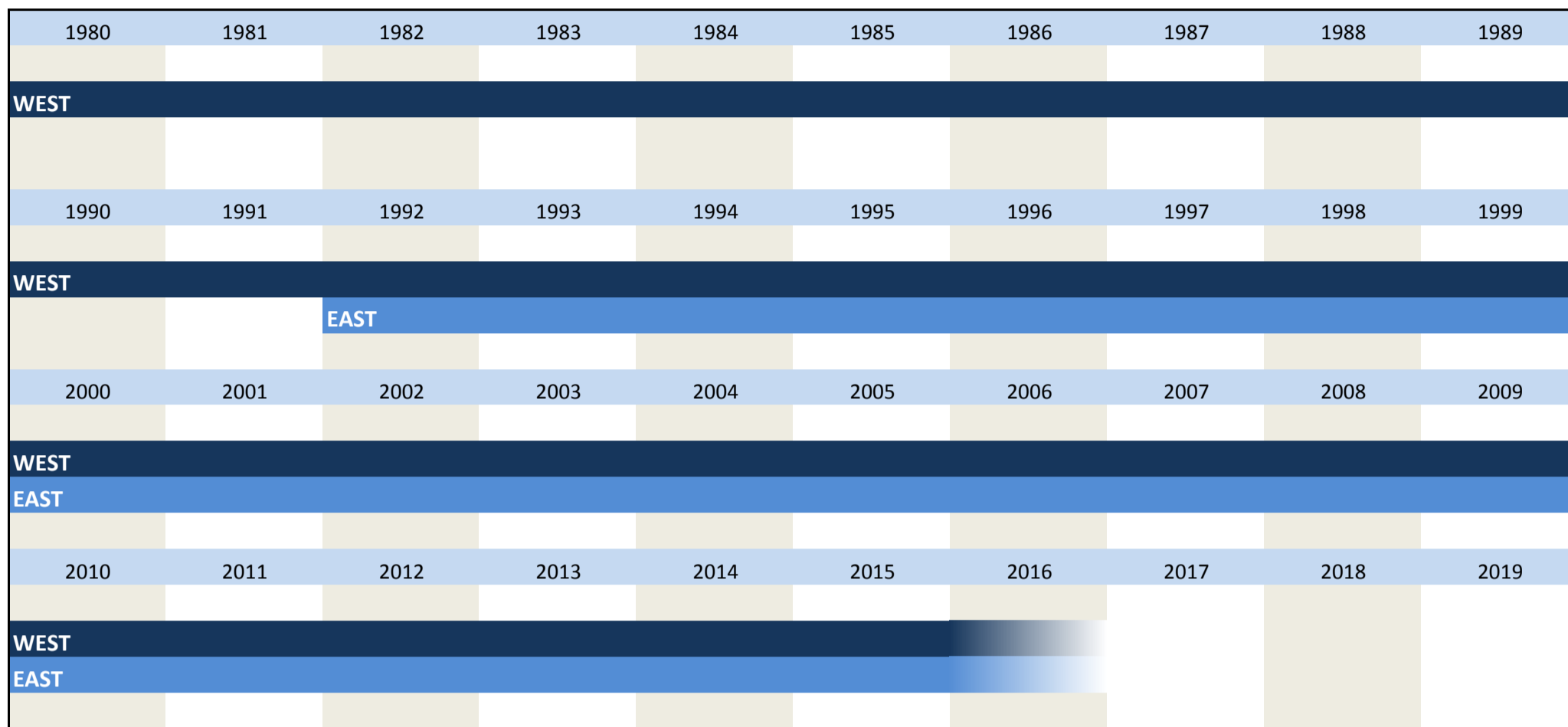
since 03/1980

Taking into account our current order backlog and the and the new orders we expect for the next 12 months we evaluate our technical capacities* for XY to be

more than sufficient [1]
sufficient [2]
not sufficient [3]

*09/94, 09/95, 09/96, 09/97, 09/98
09/99, 09/00, 09/01
"(only domestic)"

Time span of variable



| No. | Name | Label | Survey period | Survey frequency |
|----------|-----------|-----------|-------------------------|--------------------|
| 3.4.417) | vg_weaken | weakening | West 08/1981 to 02/1993 | Feb, May, Aug, Nov |

Wording of question

since 08/1981

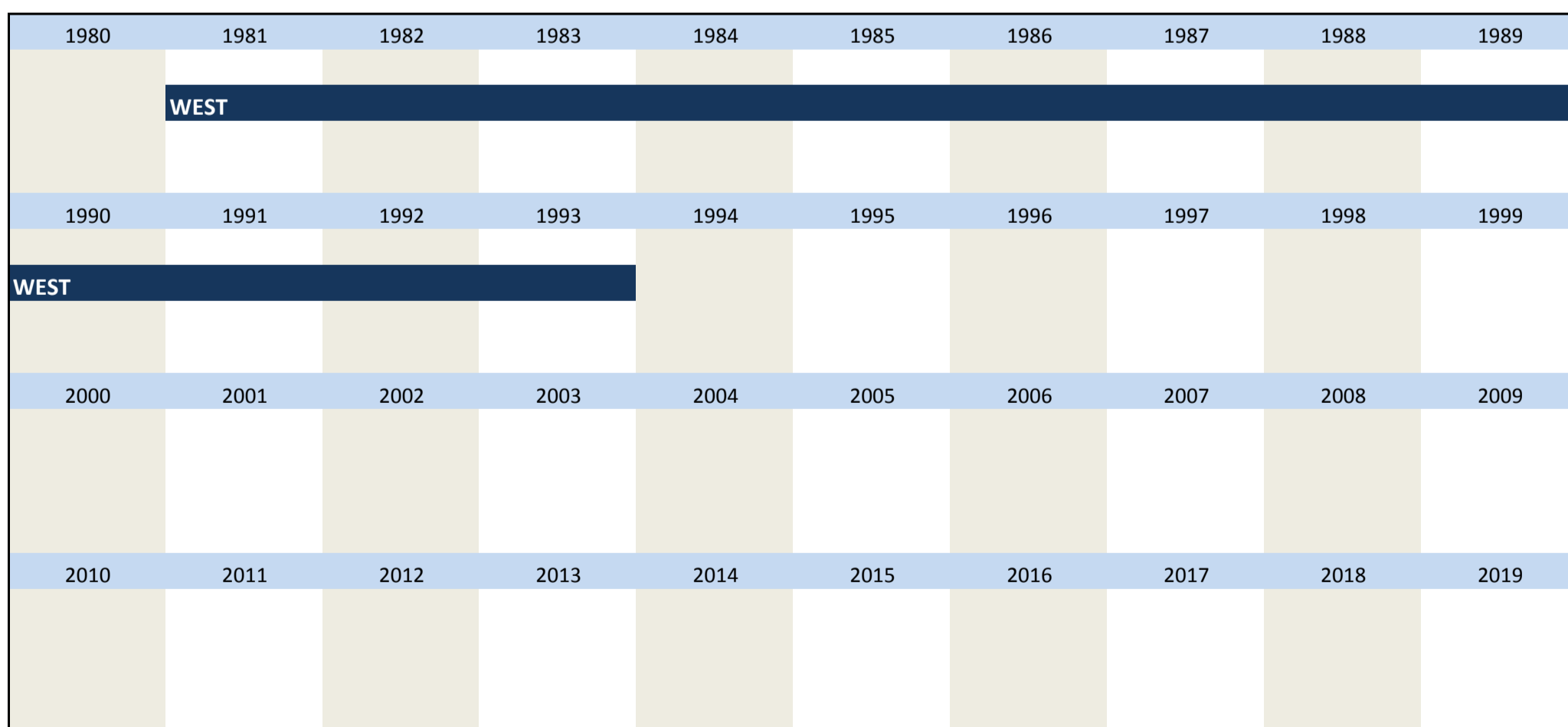
Feedstock
Our stock of the most important raw materials and pre-materials to produce XY is currently [...]
if relatively high:
We currently have a high stock because of

The feedstock increased due to a
a weakening (in demand) [1]


Further information

weakening
**"currently" since 02/1988
Not inquired in November 1981

Time span of variable



| No. | Name | Label | Survey period | Survey frequency |
|----------|-----------|--------|--|----------------------------------|
| 3.4.418) | vg_weight | weight | West since 01/1980 East since 01/1991 | monthly survey monthly survey |



Further information

weight: calculated by this formula:

| | | | | | | | | | | $(\log_{10}(\text{'emppro2'}))^e$ |
|------|------|------|------|------|------|------|------|------|------|--|
| 1990 | 1991 | 1992 | 1993 | 1994 | 1995 | 1996 | 1997 | 1998 | 1999 | Weighting refers to employees per product 'emppro2' |
| WEST | | | | | | | | | | |
| | EAST | | | | | | | | | |
| 2000 | 2001 | 2002 | 2003 | 2004 | 2005 | 2006 | 2007 | 2008 | 2009 | |
| WEST | | | | | | | | | | |
| EAST | | | | | | | | | | |
| 2010 | 2011 | 2012 | 2013 | 2014 | 2015 | 2016 | 2017 | 2018 | 2019 | |
| WEST | | | | | | | | | | |
| EAST | | | | | | | | | | |

| No. | Name | Label | Survey period | Survey frequency |
|-----|------|-------|---------------|------------------|
|-----|------|-------|---------------|------------------|

| | | | | |
|----------|-------------|-----------------|--|--------------------|
| 3.4.419) | vg_westeast | western eastern | West since 01/1980 East since 01/1991 | monthly monthly |
|----------|-------------|-----------------|--|--------------------|

| | | | | | | | | | | Further information |
|------|------|------|------|------|------|------|------|------|------|---|
| 1980 | 1981 | 1982 | 1983 | 1984 | 1985 | 1986 | 1987 | 1988 | 1989 | Differentiates between Eastern and Western survey [1] western [2] eastern |
| WEST | | | | | | | | | | |
| 1990 | 1991 | 1992 | 1993 | 1994 | 1995 | 1996 | 1997 | 1998 | 1999 | |
| WEST | | | | | | | | | | |
| | EAST | | | | | | | | | |
| 2000 | 2001 | 2002 | 2003 | 2004 | 2005 | 2006 | 2007 | 2008 | 2009 | |
| WEST | | | | | | | | | | |
| EAST | | | | | | | | | | |
| 2010 | 2011 | 2012 | 2013 | 2014 | 2015 | 2016 | 2017 | 2018 | 2019 | |
| WEST | | | | | | | | | | |
| EAST | | | | | | | | | | |