



List of variables

Ifo Business Survey Industry

Data: 1/1980-06/2015

As of January 2016

Contents

Page 1-3

Description of variables

Page 4-64

LMU-ifo Economics & Business Data Center (EBDC)

Poschingerstr. 5
81679 Munich

List of variables - test of economic cycle - manufacturing industry

1. Variables of identification

2. Standard questions

3. Special questions

1. Variables of identification

No.	Name	Label	German description
1.1)	westeast	western eastern	Unterscheidet zwischen West- und Ost- Erhebung
1.2)	month	month	Erhebungsmonat
1.3)	year	year	Erhebungsjahr
1.4)	prodnum	ifo-productnumber	ifo Produktnummer, 4-stellig
1.5)	runnum	running number of plant	Laufende Firmenummer
1.6)	weight	weight	Gewicht
1.7)	sypro	sypronumber	Sypronummer
1.8)	fedstaifo	federal state (ifo-code)	Bundesland entsprechend ifo Codierung
1.9)	plantnum	KT and INNO information containing id	11-stellige Identifikationsnummer
1.10)	testid	test sheet id	Testfragebogen id
1.11)	idnum	KT and INNO firm adressfile id	Firmenidentifikationsnummer
1.12)	latecomer	latecomer	Nachzügler
1.13)	sector_wz93	sector (number)	Sektor, Wirtschaftszweig(-nummer) 1993
1.14)	sector_wz08	sector (number)	Sektor, Wirtschaftszweig(-nummer) 2008
1.15)	sector_total	sector name	Sektor, Wirtschaftszweig
Variables regarding the survey process			
1.15)	online	online	Fragebogen online beantwortet
1.16)	survey_start	survey start	Umfragebeginn
1.17)	survey_end	survey end	Umfrageende
1.18)	participation_date	participation date	Teilnahmedatum
1.19)	participation_hour	participation hour	Teilnahmestunde
1.20)	participation_status	participation status	Teilnahmestatus

2. Standard questions

No.	Name	Label	German description
2.1)	statebus	state of business (appraisal)	Beurteilung der Geschäftslage
2.2)	provp	production versus previous month	Produktion im Vergleich zum Vormonat
2.3)	stin	stock of inventories	Beurteilung des Bestand an Fertigwaren
2.4)	demand	situation of demand	Nachfragesituation gegenüber dem Vormonat
2.5)	ordvp	orders versus previous month	Auftragsbestand gegenüber dem Vormonat
2.6)	orders	orders (appraisal)	Beurteilung des aktuellen Auftragsbestands
2.7)	pricevp	domestic prices of sale versus previous month	Inländische Verkaufspreise
2.8)	proexp	expected production	Erwartete Inländische Produktionstätigkeit
2.9)	priceexp	expected domestic prices	Erwartete inländische Verkaufspreise
2.10)	expexp	expected export trade	Erwarteter Exporthandel
2.11)	comexp	expected commercial operations	Erwarteter Geschäftslage
2.12)	foreord	foreign orders (appraisal)	Bestand an Auslandsaufträgen
2.13)	salesexp	sales expectancy	Erwarteter Umsatz
2.14)	emplexp*	expected employees	Erwartete Entwicklung der Gesamtbeschäftigtenzahl
2.15)	pro_vp	production vs. previous 2-3 months	Produktionstätigkeit in den vorangegangenen Monaten
2.16)	demand_vp	situation of dmand vs. previous 2-3 months	Nachfragesituation in den vorangegangenen Monaten
2.17)	ord_vp	orders vs. previous 2-3 months	Auftragsbestand in den vorangegangenen Monaten
2.18)	price_vp	domestic prices of sale vs. previous 2-3 months	Inlandsverkaufspreise in den vorangegangenen Monaten
2.19)	credit**	credit allocation	Kreditvergabe
2.20)	statebus_sl	state of business (VAS)	Beurteilung der Geschäftslage (VAS)
2.21)	comexp_sl	expected commercial (VAS)	Erwartete Geschäftslage (VAS)

*special question until 06/1997. See 3.13)

**special question until 08/2008. See 3.48)

3. Special questions

No.	Name	Label	German description
3.1)	ranord	range of orders in months	Reichweite der Auftragsbestände in Monaten
3.2)	uticappc	capacity utilization in %	Auslastung der Anlagen in %
3.3)	uticapap	capacity utilization (appraisal)	Beurteilung der technischen Kapazität
3.4)	constrain	constraints to production	Behinderung der Produktionstätigkeit
3.5)	ordlack	lack of orders	Auftragsmangel
3.6)	mplack	lack of manpower	Arbeitskräftemangel
3.7)	matlack	lack of material	Materialknappheit
3.8)	techcap	technical capacity	Technische Kapazität
3.9)	bastlack	lack of back staff	Mangel an Hilfskräften
3.10)	diffin	difficulties of financing	Produktionsbehinderung durch Finanzierungsengpässe
3.11)	weather	weather conditions	Produktionsbehinderung durch Wetterlage
3.12)	skellack	lack of skilled employees	Mangel an Fachkräften
3.13)	othrea	other reasons	Sonstige Faktoren / Andere Ursachen
3.14)	proexpen	product too expensive	Produkte zu teuer
3.15)	proqual	quality of products	Produktqualität
3.16)	propro	program of products	Produktprogramm
3.17)	ovtime	overtime	Überstunden
3.18)	ovtimemo	overtime more than customary	Mehr Überstunden als betriebsüblich
3.19)	stwork	short-time work	Kurzarbeit
3.20)	stworkexp	expected short-time work	Erwartete Kurzarbeit
3.21)	emplexp*	expected employees	Erwartete Entwicklung der Gesamtbeschäftigtenzahl
3.22)	empl	employees 12 month	Beschäftigte Erwartungen
3.23)	prof	profit situation	Ertragssituation derzeit
3.24)	profch	change of profit situation	Ertragssituation gegenüber dem Vorquartal
3.25)	hcount	headcount	Entwicklung des Personalbestands
3.26)	fest	feedstock	Rohstoff- und Vormaterialbestände
3.27)	proenl	enlargement of production	Produktionserweiterung
3.28)	priceinc	increase in price	Preiserhöhung
3.29)	fincolow	low costs of financing	Niedrige Finanzierungskosten
3.30)	diffsup1	difficulties of supply	Versorgungsschwierigkeiten
3.31)	weaken	weakening	Abschwächung
3.32)	prored	reduction of production	Produktionsabschwächung
3.33)	pricedec	price decrease	Preisrückgänge
3.34)	fincohi	high costs of financing	Hohe Finanzierungskosten
3.35)	diffsup2	difficulties of supply	Versorgungsschwierigkeiten
3.36)	strength	strengthening	Verstärkte Produktion
3.37)	festwe	feedstock in weeks	Rohstoff- und Vormaterialbestände in Wochen
3.38)	stinwe	stock of inventories in weeks	Fertigwarenbestände in Wochen
3.39)	empro2	employees in production	Produktionsbeschäftigte für XY
3.40)	emplinc	increase of employees in %	Zunahme der Beschäftigten in % für die Produktion von XY
3.41)	empldec	decrease of employees in %	Abnahme der Beschäftigten in % für die Produktion von XY
3.42)	compos1	national competitive position	Wettbewerbsposition Inland
3.43)	compos2	EU competitive position	Wettbewerbsposition innerhalb der EU
3.44)	compos3	competitive position abroad	Wettbewerbsposition außerhalb der EU
3.45)	ranord2	range of orders in months (end of prev. month)	Reichweite der Auftragsbestände in Monaten
3.46)	uticappc2	capacity utilization in % (end of prev. month)	Kapazitätsauslastung in %
3.47)	empro	employees	Im Unternehmen beschäftigte Personen
3.48)	credit**	credit allocation	Kreditvergabe
3.49)	J1	Japan crisis q1	Japankrise Frage1
3.50)	J2	Japan crisis q2	Japankrise Frage2
3.51)	J3	Japan crisis q3	Japankrise Frage3
3.52)	J4	Japan crisis q4	Japankrise Frage4
3.53)	J5	Japan crisis q5	Japankrise Frage5
3.54)	J6	Japan crisis q6	Japankrise Frage6
3.55)	fairxh	exhibitor at an international specialized fair	Aussteller auf einer internationalen Fachmesse
3.56)	fairxh_g	exhibitor at an international specialized fair in Germany	Aussteller auf einer internationalen Fachmesse in Deutschland
3.57)	fairxh_e	exhibitor at an international specialized fair in a foreign European country	Aussteller auf einer internationalen Fachmesse im europäischen Ausland
3.58)	fairxh_ne	exhibitor at an international specialized fair in a country outside Europe	Aussteller auf einer internationalen Fachmesse im außereuropäischen Ausland
3.59)	fairxhexp	exhibitor at an international specialized fair during next 2-3 years	Aussteller auf einer internationalen Fachmesse in den nächsten 2-3 Jahren
3.60)	fairxhexp_g	exhibitor at an international specialized fair in Germany during next 2-3 years	Aussteller auf einer internationalen Fachmesse in Deutschland in den nächsten 2-3 Jahren
3.61)	fairxhexp_e	exhibitor at an international specialized fair in a foreign European country during next 2-3 years	Aussteller auf einer internationalen Fachmesse im europäischen Ausland in den nächsten 2-3 Jahren
3.62)	fairxhexp_ne	exhibitor at an international specialized fair in a country outside Europe during next 2-3 years	Aussteller auf einer internationalen Fachmesse im außereuropäischen Ausland in den nächsten 2-3 Jahren
3.83)	inf_heat	influence of heatwaves on value added	Auswirkung von Hitzewellen auf die Wertschöpfung
3.84)	inf_cold	influence of cold waves on value added	Auswirkung von Kältewellen (inkl. Eis & Schnee) auf die Wertschöpfung
3.85)	inf_drou	influence of drought on value added	Auswirkung von Trockenheit auf die Wertschöpfung
3.86)	inf_rain	influence of heavy rainfall on value added	Auswirkung von Starkniederschlag auf die Wertschöpfung
3.87)	inf_storm	influence of storms on value added	Auswirkung von Stürmen auf die Wertschöpfung
3.88)	einf_pur	expected influence of climate change on purchases	Erwartete Auswirkungen des Klimawandels auf den Bereich Einkauf
3.89)	einf_prod	expected influence of climate change on production	Erwartete Auswirkungen des Klimawandels auf den Bereich Produktion
3.90)	einf_sal	expected influence of climate change on sales	Erwartete Auswirkungen des Klimawandels auf den Bereich Absatz
3.91)	einf_wast	expected influence of climate change on waste management	Erwartete Auswirkungen des Klimawandels auf den Bereich Entsorgung
3.92)	einf_log	expected influence of climate change on logistics	Erwartete Auswirkungen des Klimawandels auf den Bereich Logistik
3.93)	einf_inno	expected influence of climate change on innovations	Erwartete Auswirkungen des Klimawandels auf den Bereich Innovation
3.94)	einf_pers	expected influence of climate change on personnel	Erwartete Auswirkungen des Klimawandels auf den Bereich Personal
3.95)	flight_ger	importance of flight connections in Germany	Bedeutung von Flugverbindungen zu Zielen in Deutschland

3.96)	flight_eur	importance of flight connections in Europe	Bedeutung von Flugverbindungen zu Zielen in Europa
3.97)	flight_world	importance of flight connections worldwide	Bedeutung von Flugverbindungen zu Zielen weltweit
3.98)	surp_cat	return on sales: surplus (category)	Jahresüberschuss (Kategorie)
3.99)	ros_surp	return on sales: surplus	Jahresüberschuss
3.100)	loss_cat	return on sales: loss (category)	Jahresverlust (Kategorie)
3.101)	ros_loss	return on sales: loss	Jahresverlust
3.102)	russia1	Russia/Ukraine conflict q1	Russland/Ukraine-Konflikt Frage 1
3.103)	russia2	Russia/Ukraine conflict q2	Russland/Ukraine-Konflikt Frage 2
3.104)	russia3	Russia/Ukraine conflict q3	Russland/Ukraine-Konflikt Frage 3
3.105)	russia4	Russia/Ukraine conflict q4	Russland/Ukraine-Konflikt Frage 4
3.106)	russia5	Russia/Ukraine conflict q5	Russland/Ukraine-Konflikt Frage 5
3.107)	russia6	Russia/Ukraine conflict q6	Russland/Ukraine-Konflikt Frage 6
3.108)	russia7	Russia/Ukraine conflict q7	Russland/Ukraine-Konflikt Frage 7
3.109)	russia8	Russia/Ukraine conflict q8	Russland/Ukraine-Konflikt Frage 8
3.110)	fambus	family business	Familienunternehmen
3.111)	minim1	minimum wage q1	Mindestlohn Frage 1
3.112)	minim2	minimum wage q2	Mindestlohn Frage 2
3.113)	minim3	minimum wage q3	Mindestlohn Frage 3
3.114)	minim4	minimum wage q4	Mindestlohn Frage 4
3.115)	minim5	minimum wage q5	Mindestlohn Frage 5
3.116)	minim6	minimum wage q6	Mindestlohn Frage 6
3.117)	minim7	minimum wage q7	Mindestlohn Frage 7
3.118)	minim8	minimum wage q8	Mindestlohn Frage 8
3.119)	invest	total investment last year	Gesamtinvestitionen letztes Jahr
3.120)	invcon	investment in construction last year	Investitionen in Bauten letztes Jahr
3.121)	inveq	investment in equipment last year	Investitionen in Ausrüstung letztes Jahr
3.122)	investexp	expected total investment this year	Erwartete Gesamtinvestitionen dieses Jahr
3.123)	invconexp	expected investment in construction this year	Erwartete Investitionen in Bauten dieses Jahr
3.124)	inveqexp	expected investment in equipment next year	Erwartete Investitionen in Ausrüstung dieses Jahr

*standard question since 07/1997. See 2.14)

**standard question since 08/2008. See 2.19)

1. Variables of identification

No.	Name	Label	Survey period	Survey frequency
1.1)	westeast	western eastern	West since 01/1980 East since 01/1991	monthly survey monthly survey

1980	1981	1982	1983	1984	1985	1986	1987	1988	1989	Further information
WEST										Differentiates between eastern and western survey
1990	1991	1992	1993	1994	1995	1996	1997	1998	1999	
WEST										
	EAST									
2000	2001	2002	2003	2004	2005	2006	2007	2008	2009	
WEST										
EAST										
2010	2011	2012	2013	2014	2015	2016	2017	2018	2019	
WEST										
EAST										

No.	Name	Label	Survey period	Survey frequency
1.2)	month	month	West since 01/1980 East since 01/1991	monthly survey monthly survey

1980	1981	1982	1983	1984	1985	1986	1987	1988	1989	Further information
WEST										Month of survey
1990	1991	1992	1993	1994	1995	1996	1997	1998	1999	
WEST										
	EAST									
2000	2001	2002	2003	2004	2005	2006	2007	2008	2009	
WEST										
EAST										
2010	2011	2012	2013	2014	2015	2016	2017	2018	2019	
WEST										
EAST										

No.	Name	Label	Survey period	Survey frequency
1.3)	year	year	West since 01/1980 East since 01/1991	monthly survey monthly survey

1980	1981	1982	1983	1984	1985	1986	1987	1988	1989	Further information
WEST										Year of survey 4 digits
1990	1991	1992	1993	1994	1995	1996	1997	1998	1999	
WEST										
	EAST									
2000	2001	2002	2003	2004	2005	2006	2007	2008	2009	
WEST										
EAST										
2010	2011	2012	2013	2014	2015	2016	2017	2018	2019	
WEST										
EAST										

No.	Name	Label	Survey period	Survey frequency
1.4)	prodnum	ifo-product number	West since 01/1980 East since 01/1991	monthly survey monthly survey

1980	1981	1982	1983	1984	1985	1986	1987	1988	1989	Further information
WEST										ifo-product number, 4 digits

1990	1991	1992	1993	1994	1995	1996	1997	1998	1999
WEST									
	EAST								
2000	2001	2002	2003	2004	2005	2006	2007	2008	2009
WEST									
EAST									
2010	2011	2012	2013	2014	2015	2016	2017	2018	2019
WEST									
EAST									

Since 01/1991 the KT is inquired in the east, too.
The East- data is classified with a Sypro-product number.
The Sypro-number is transcoded in a ifo-product number.
But for some Sypro-numbers exist no corresponding ifo-product number.

No.	Name	Label	Survey period	Survey frequency
-----	------	-------	---------------	------------------

1.5)	runnum	running number of plant	West since 01/1980 East since 01/1991	monthly survey monthly survey
------	--------	-------------------------	--	----------------------------------

1980	1981	1982	1983	1984	1985	1986	1987	1988	1989
WEST									
1990	1991	1992	1993	1994	1995	1996	1997	1998	1999
WEST									
	EAST								
2000	2001	2002	2003	2004	2005	2006	2007	2008	2009
WEST									
EAST									
2010	2011	2012	2013	2014	2015	2016	2017	2018	2019
WEST									
EAST									

Further information
Running number of plant

No.	Name	Label	Survey period	Survey frequency
-----	------	-------	---------------	------------------

1.6)	weight	weight	West since 01/1980 East since 01/1991	monthly survey monthly survey
------	--------	--------	--	----------------------------------

1980	1981	1982	1983	1984	1985	1986	1987	1988	1989
WEST									
1990	1991	1992	1993	1994	1995	1996	1997	1998	1999
WEST									
	EAST								
2000	2001	2002	2003	2004	2005	2006	2007	2008	2009
WEST									
EAST									
2010	2011	2012	2013	2014	2015	2016	2017	2018	2019
WEST									
EAST									

Further information
weight: calculated by this formula:
 $(\log_{10}('empro2'))^6$
Weighting refers to employees per product 'empro2'

No.	Name	Label	Survey period	Survey frequency
-----	------	-------	---------------	------------------

1.7)	sypro	sypro two digits	West since 01/1980 East since 01/1991	monthly survey monthly survey
------	-------	------------------	--	----------------------------------

1980	1981	1982	1983	1984	1985	1986	1987	1988	1989
WEST									
1990	1991	1992	1993	1994	1995	1996	1997	1998	1999
WEST									
	EAST								
2000	2001	2002	2003	2004	2005	2006	2007	2008	2009
WEST									
EAST									
2010	2011	2012	2013	2014	2015	2016	2017	2018	2019
WEST									

Further information
Sector label
Sypro-number
until 1990:
2 digits
since 1991 in East and West:
7 digits
Label key: very extensive, on demand,
see do-File: kt_vg_Panel_Label.do

EAST

No.	Name	Label	Survey period	Survey frequency
-----	------	-------	---------------	------------------

1.8)	fedstaifo	federal state (ifo-code)	West since 01/1980 East since 01/1991	monthly survey monthly survey
------	-----------	--------------------------	--	----------------------------------

1980	1981	1982	1983	1984	1985	1986	1987	1988	1989	Further information
WEST										Federal state according to ifo-code
1990	1991	1992	1993	1994	1995	1996	1997	1998	1999	
WEST										
EAST										
2000	2001	2002	2003	2004	2005	2006	2007	2008	2009	
WEST										
EAST										
2010	2011	2012	2013	2014	2015	2016	2017	2018	2019	
WEST										
EAST										

No.	Name	Label	Survey period	Survey frequency
-----	------	-------	---------------	------------------

1.9)	plantnum	KT and INNO firm adressfile id	West since 01/1980 East since 01/1991	monthly survey monthly survey
------	----------	--------------------------------	--	----------------------------------

1980	1981	1982	1983	1984	1985	1986	1987	1988	1989	Further information
WEST										KT and INNO firm adressfile id, 11 digits plantnum is created with the following variables: digit 1-4: prodnum digit 5-6: fedstaifo digit 7-11: runnum
1990	1991	1992	1993	1994	1995	1996	1997	1998	1999	
WEST										
EAST										
2000	2001	2002	2003	2004	2005	2006	2007	2008	2009	
WEST										
EAST										
2010	2011	2012	2013	2014	2015	2016	2017	2018	2019	
WEST										
EAST										

No.	Name	Label	Survey period	Survey frequency
-----	------	-------	---------------	------------------

1.10)	testid	test sheet id	West 01/1991 to 02/2005 East 02/1991 to 03/1991	monthly survey irregular
-------	--------	---------------	--	-----------------------------

1980	1981	1982	1983	1984	1985	1986	1987	1988	1989	Further information
										Test sheet id
1990	1991	1992	1993	1994	1995	1996	1997	1998	1999	
WEST										
EAST										
2000	2001	2002	2003	2004	2005	2006	2007	2008	2009	
WEST										
2010	2011	2012	2013	2014	2015	2016	2017	2018	2019	

No.	Name	Label	Survey period	Survey frequency
-----	------	-------	---------------	------------------

1.11)	idnum	KT and INNO firm adressfile id	West since 04/1993 East since 04/1992	monthly survey monthly survey
-------	-------	--------------------------------	--	----------------------------------

1980	1981	1982	1983	1984	1985	1986	1987	1988	1989	Further information
										KT and INNO firm adressfile id 7 digits

1990	1991	1992	1993	1994	1995	1996	1997	1998	1999	digit 1-2: economic sector digit 3-7: company identifier
			WEST							
		EAST								
2000	2001	2002	2003	2004	2005	2006	2007	2008	2009	
WEST										
EAST										
2010	2011	2012	2013	2014	2015	2016	2017	2018	2019	
WEST										
EAST										

No.	Name	Label	Survey period	Survey frequency
1.12)	latecomer	latecomer	West 01/1998 to 12/2001 and 08/2008 to 03/2011	monthly survey
			East since 01/1998 to 12/2001 and 08/2008 to 03/2011	monthly survey

1980	1981	1982	1983	1984	1985	1986	1987	1988	1989	Further information Latecomer [1] N=latecomer 01/2002 to 07/2008 The data of the variable latecomer is not fed in, as a double occupancy of the corresponding column exists in the dataset
1990	1991	1992	1993	1994	1995	1996	1997	1998	1999	
								WEST		
								EAST		
2000	2001	2002	2003	2004	2005	2006	2007	2008	2009	
WEST								WEST		
EAST								EAST		
2010	2011	2012	2013	2014	2015	2016	2017	2018	2019	
WEST										
EAST										

No.	Name	Label	Survey period	Survey frequency
1.13)	sector_wz93	wz93 sector name	West since 01/1980 East since 01/1991	monthly survey monthly survey

1980	1981	1982	1983	1984	1985	1986	1987	1988	1989	Further information Sector, economic sector(-number) 1993 Label key: very extensive, on demand, see do-File: kt_vg_Panel_Label.do
WEST										
1990	1991	1992	1993	1994	1995	1996	1997	1998	1999	
WEST										
	EAST									
2000	2001	2002	2003	2004	2005	2006	2007	2008	2009	
WEST										
EAST										
2010	2011	2012	2013	2014	2015	2016	2017	2018	2019	
WEST										
EAST										

No.	Name	Label	Survey period	Survey frequency
1.14)	sector_wz08	wz08 sector name	West since 01/1980 East since 01/1991	monthly survey monthly survey

1980	1981	1982	1983	1984	1985	1986	1987	1988	1989	Further information Sector, economic sector(-number) from 2008 Label key: very extensive, on demand see do-File: kt_vg_Panel_Label.do
WEST										
1990	1991	1992	1993	1994	1995	1996	1997	1998	1999	
WEST										
	EAST									
2000	2001	2002	2003	2004	2005	2006	2007	2008	2009	
WEST										
EAST										
2010	2011	2012	2013	2014	2015	2016	2017	2018	2019	
WEST										
EAST										

2010	2011	2012	2013	2014	2015	2016	2017	2018	2019
WEST									
EAST									

No.	Name	Label	Survey period	Survey frequency
-----	------	-------	---------------	------------------

1.17)	survey_end	survey end	West since 01/2005 East since 01/2005	monthly survey monthly survey
-------	------------	------------	--	----------------------------------

1980	1981	1982	1983	1984	1985	1986	1987	1988	1989	Further information
										End of survey
										Only refers to the participants who answered the questionnaire online.
1990	1991	1992	1993	1994	1995	1996	1997	1998	1999	
					WEST					
					EAST					
2000	2001	2002	2003	2004	2005	2006	2007	2008	2009	
					WEST					
					EAST					
2010	2011	2012	2013	2014	2015	2016	2017	2018	2019	
WEST										
EAST										

No.	Name	Label	Survey period	Survey frequency
-----	------	-------	---------------	------------------

1.18)	participation_date	participation date	West since 01/2005 East since 01/2005	monthly survey monthly survey
-------	--------------------	--------------------	--	----------------------------------

1980	1981	1982	1983	1984	1985	1986	1987	1988	1989	Further information
										Participation date
										Only refers to the participants who answered the questionnaire online.
1990	1991	1992	1993	1994	1995	1996	1997	1998	1999	
					WEST					
					EAST					
2000	2001	2002	2003	2004	2005	2006	2007	2008	2009	
					WEST					
					EAST					
2010	2011	2012	2013	2014	2015	2016	2017	2018	2019	
WEST										
EAST										

No.	Name	Label	Survey period	Survey frequency
-----	------	-------	---------------	------------------

1.19)	participation_hour	participation hour	West since 01/2005 East since 01/2005	monthly survey monthly survey
-------	--------------------	--------------------	--	----------------------------------

1980	1981	1982	1983	1984	1985	1986	1987	1988	1989	Further information
										Participation hour
										Only refers to the participants who answered the questionnaire online.
1990	1991	1992	1993	1994	1995	1996	1997	1998	1999	
					WEST					
					EAST					
2000	2001	2002	2003	2004	2005	2006	2007	2008	2009	
					WEST					
					EAST					
2010	2011	2012	2013	2014	2015	2016	2017	2018	2019	
WEST										
EAST										

No.	Name	Label	Survey period	Survey frequency
-----	------	-------	---------------	------------------

1.20)	participation_status	participation status	West since 01/2005 East since 01/2005	monthly survey monthly survey
-------	----------------------	----------------------	--	----------------------------------

1980	1981	1982	1983	1984	1985	1986	1987	1988	1989	Further information
------	------	------	------	------	------	------	------	------	------	---------------------

										Participation status Only refers to the participants who answered the questionnaire online. [1] finished [2] reworked [3] completed [4] saved
1990	1991	1992	1993	1994	1995	1996	1997	1998	1999	
2000	2001	2002	2003	2004	2005	2006	2007	2008	2009	
					WEST					
					EAST					
2010	2011	2012	2013	2014	2015	2016	2017	2018	2019	
WEST										
EAST										

2. Standard questions

No.	Name	Label	Survey period	Survey frequency
2.1)	statebus	state of buisness (appraisal)	West since 01/1980 East since 01/1991	monthly survey monthly survey

Wording of question

Further information
<p>01/1991 to 11/2001</p> <p>No questionnaires for the East available</p>
<p>01/1980 to 11/2001</p> <p>We currently evaluate our state of business for XY to be</p> <p>good [1] satisfiable (seasonal) [2] bad [3]</p>
<p>01/2002 to 02/2002</p> <p>Current situation and tendencies</p> <p>We currently evaluate our state of business for XY to be</p> <p>good [1] satisfiable [2] bad [3]</p>
<p>since 03/2002</p> <p>Current situation</p> <p>We evaluate our state of business for XY to be</p> <p>good [1] satisfiable [2] bad [3]</p>

Time span of variable

1980	1981	1982	1983	1984	1985	1986	1987	1988	1989
WEST									
1990	1991	1992	1993	1994	1995	1996	1997	1998	1999
WEST									
	EAST								
2000	2001	2002	2003	2004	2005	2006	2007	2008	2009
WEST									
EAST									
2010	2011	2012	2013	2014	2015	2016	2017	2018	2019
WEST									
EAST									

No.	Name	Label	Survey period	Survey frequency
2.2)	provpm	production versus previous month	West 01/1980 to 11/2001 East 01/1991 to 11/2001	monthly survey monthly survey

Wording of question

Further information
<p>01/1991 to 11/2001</p> <p>No questionnaires for the East available</p>
<p>01/1980 to 06/1994</p> <p>Compared to previous month our domestic production of XY was</p> <p>more active [1] not changed [2] less active [3]</p>
<p>07/1994 to 11/2001</p> <p>Compared to previous month the activity of our domestic production of XY was</p> <p>more [1] not changed [2] less [3] No production [4]</p>

Production compared to previous month

Because of the alignment of the survey periods by the European Union, the question is continued by the variable **2.15) pro_vpq** from 01/2002 on

In the english translation of the value label there is a linguistic, but not a contentual divergence before 1990.

Wording of question

<p>01/1991 to 11/2001</p> <p>No questionnaires for the East available</p>	<p>Further information</p> <p>Situation of demand compared to previous month</p> <p>Because of the alignment of the survey periods by the European Union, the question is continued by the variable 2.16) demand_vpq from 01/2002 on</p>
<p>01/1980 to 06/1994</p> <p>Compared to previous month the situation of demand (domestic and foreign demand) for XY is</p> <p style="margin-left: 40px;">better [1] not changed [2] worse [3]</p>	
<p>07/1994 to 11/2001</p> <p>Compared to previous month the situation of demand for XY is</p> <p style="margin-left: 40px;">better [1] not changed [2] worse [3]</p>	

Time span of variable

1980	1981	1982	1983	1984	1985	1986	1987	1988	1989
WEST									
1990	1991	1992	1993	1994	1995	1996	1997	1998	1999
WEST									
	EAST								
2000	2001	2002	2003	2004	2005	2006	2007	2008	2009
WEST									
EAST									
2010	2011	2012	2013	2014	2015	2016	2017	2018	2019

No.	Name	Label	Survey period	Survey frequency
-----	------	-------	---------------	------------------

2.5) **ordvpm** orders versus previous month

West 01/1980 to 11/2001
East 01/1991 to 11/2001

monthly survey
monthly survey

Wording of question

<p>01/1991 to 11/2001</p> <p>No questionnaires for the East available</p>	<p>Further information</p> <p>Orders versus previous month</p> <p>Because of the alignment of the survey periods by the European Union, the question is continued by the variable 2.17) ord_vpq from 01/2002 on</p> <p>*The addition "in terms of value" is only added in the months 01/03/04/05/09/10</p>
<p>01/1980 to 12/1980</p> <p>Compared to previous month our order backlog (domestic and foreign orders) for XY is currently (in terms of value*)</p> <p style="margin-left: 40px;">higher [1] as high as normal [2] lower [3] stock-keeping not usual [4]</p>	
<p>01/1981 to 12/1982</p> <p>Compared to previous month our order backlog (in terms of value, domestic and foreign orders) for XY is currently</p> <p style="margin-left: 40px;">higher [1] as high as normal [2] lower [3] stock-keeping not usual [4]</p>	
<p>since 01/1983 to 06/1994</p> <p>Compared to previous month our order backlog (in terms of value, domestic and foreign orders) for XY is currently</p> <p style="margin-left: 40px;">higher [1] as high as normal [2] lower [3]</p>	
<p>since 07/1994 to 06/1997</p> <p>Compared to previous month our order backlog (in terms of value) for XY is currently</p> <p style="margin-left: 40px;">higher [1] as high as normal [2]</p>	

lower [3]

since 07/1997 to 11/2001

Compared to previous month our order backlog of domestic and foreign orders (in terms of value) for XY is currently

higher [1]
 as high as normal [2]
 lower [3]

Time span of variable

1980	1981	1982	1983	1984	1985	1986	1987	1988	1989
WEST									
1990	1991	1992	1993	1994	1995	1996	1997	1998	1999
WEST									
EAST									
2000	2001	2002	2003	2004	2005	2006	2007	2008	2009
WEST									
EAST									
2010	2011	2012	2013	2014	2015	2016	2017	2018	2019

No.	Name	Label	Survey period	Survey frequency
-----	------	-------	---------------	------------------

2..6) **orders** orders (appraisal)

West since 01/1980
East since 01/1991

monthly survey
monthly survey

Wording of question

01/1991 to 11/2001

No questionnaires for the East available

01/1980 to 12/1982

We currently evaluate our order backlog (domestic and foreign orders) to be

relatively high [1]
 (e.g. extended time of delivery)
 enough [2]
 too small [3]
 not usual [4]

01/1983 to 06/1994

We currently evaluate our order backlog (domestic and foreign orders) to be

relatively high [1]
 (e.g. extended time of delivery)
 enough [2]
 or not customary
 too small [3]

07/1994 to 06/1997

We currently evaluate our order backlog

relatively high [1]
 (e.g. extended time of delivery)
 enough [2]
 or not customary
 too small [3]

07/1997 to 11/2001

We currently evaluate our order backlog (domestic and foreign orders) to be

relatively high [1]
 (e.g. extended time of delivery)
 enough [2]
 or not customary
 too small [3]

since 01/2002

Current situation*

We evaluate our (current**) order backlog for XY to be

relatively high [1] total

Further information

appraisal of the current order backlog

01/2002 and 02/2002

*instead of "Current situation"

->"Current situation and tendencies"

**addition "current"

since 01/1994 inquired for east and west

(e.g. extended time of delivery)
 enough [2]
 or not customary
 too small [3]

Time span of variable

1980	1981	1982	1983	1984	1985	1986	1987	1988	1989
WEST									
1990	1991	1992	1993	1994	1995	1996	1997	1998	1999
WEST									
EAST									
2000	2001	2002	2003	2004	2005	2006	2007	2008	2009
WEST									
EAST									
2010	2011	2012	2013	2014	2015	2016	2017	2018	2019
WEST									
EAST									

No.	Name	Label	Survey period	Survey frequency
2.7)	pricevpm	domestic prices of sale versus previous month	West 01/1980 to 11/2001 East 01/1991 to 11/2001	monthly survey monthly survey

Wording of question

Survey period	Wording of question	Further information
01/1991 to 11/2001	No questionnaires for the East available	Domestic prices of sale versus previous month Because of the alignment of the survey periods by the European Union, the question is continued by the variable 2.18) price_vpq from 01/2002 on
01/1980, 04/1980, 05/1980, 10/1980	Compared to previous month our domestic sale prices - taking changes in conditions into account - for XY were <div style="display: flex; justify-content: space-around;"> <div>regular orders</div> <div>follow up orders (also "since stock-orders")</div> </div> <p>increased [1] not changed [2] decreased [3]</p>	
02/1980, 03/1980, 06/1980 to 09/1980, 11/1980 to 09/1991	Compared to previous month our domestic sales prices (net-prices) - taking changes in conditions into account - for XY were <p>increased [1] <input type="text"/> not changed [2] <input type="text"/> decreased [3] <input type="text"/></p>	
10/1991 to 11/2001	Compared to previous month our domestic sales prices (net-prices) - taking changes in conditions into account - for XY were <p>increased [1] <input type="text"/> not changed [2] <input type="text"/> decreased [3] <input type="text"/></p>	


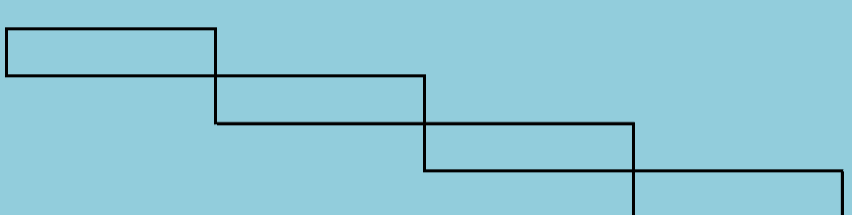
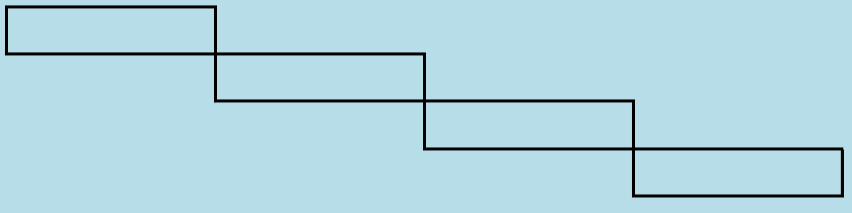
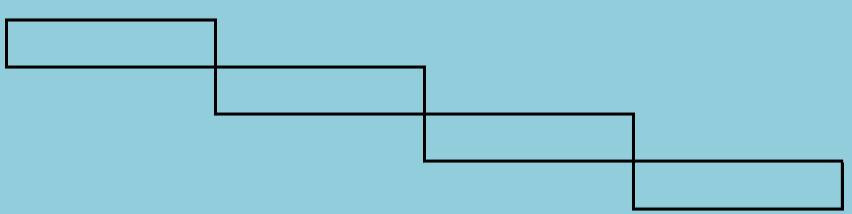
Time span of variable

1980	1981	1982	1983	1984	1985	1986	1987	1988	1989
WEST									
1990	1991	1992	1993	1994	1995	1996	1997	1998	1999
WEST									
EAST									
2000	2001	2002	2003	2004	2005	2006	2007	2008	2009
WEST									
EAST									
2010	2011	2012	2013	2014	2015	2016	2017	2018	2019

--	--	--	--	--	--

No.	Name	Label	Survey period	Survey frequency
2.8)	proexp	expected production	West since 01/1980 East since 01/1991	monthly survey monthly survey

Wording of question

Time span	Wording of question	Further information
01/1991 to 11/2001	No questionnaires for the East available	Expected domestic production * 04/1991 to 01/1993 "fall" instead of "decrease"
01/1980 to 06/1994	During the next 3 months our domestic production is expected to be [...] in cyclical regards therefore with elimination of purely seasonal fluctuations increasing [1] not changing [2] decreasing* [3] 	
07/1994 to 06/1997	During the next 3 months our domestic production is expected to [...] in cyclical regards therefore with elimination of purely seasonal fluctuations increasing [1] not changing [2] decreasing* [3] no production [4] 	
07/1997 to 11/2001	During the next 3 months our domestic production is expected to [...] in cyclical regards increasing [1] not changing [2] decreasing* [3] no production [4] 	
since 01/2002	Expectations for the next 3 months Our domestic productions of XY is expected to increasing [1] not changing [2] decreasing* [3] no production [4] 	

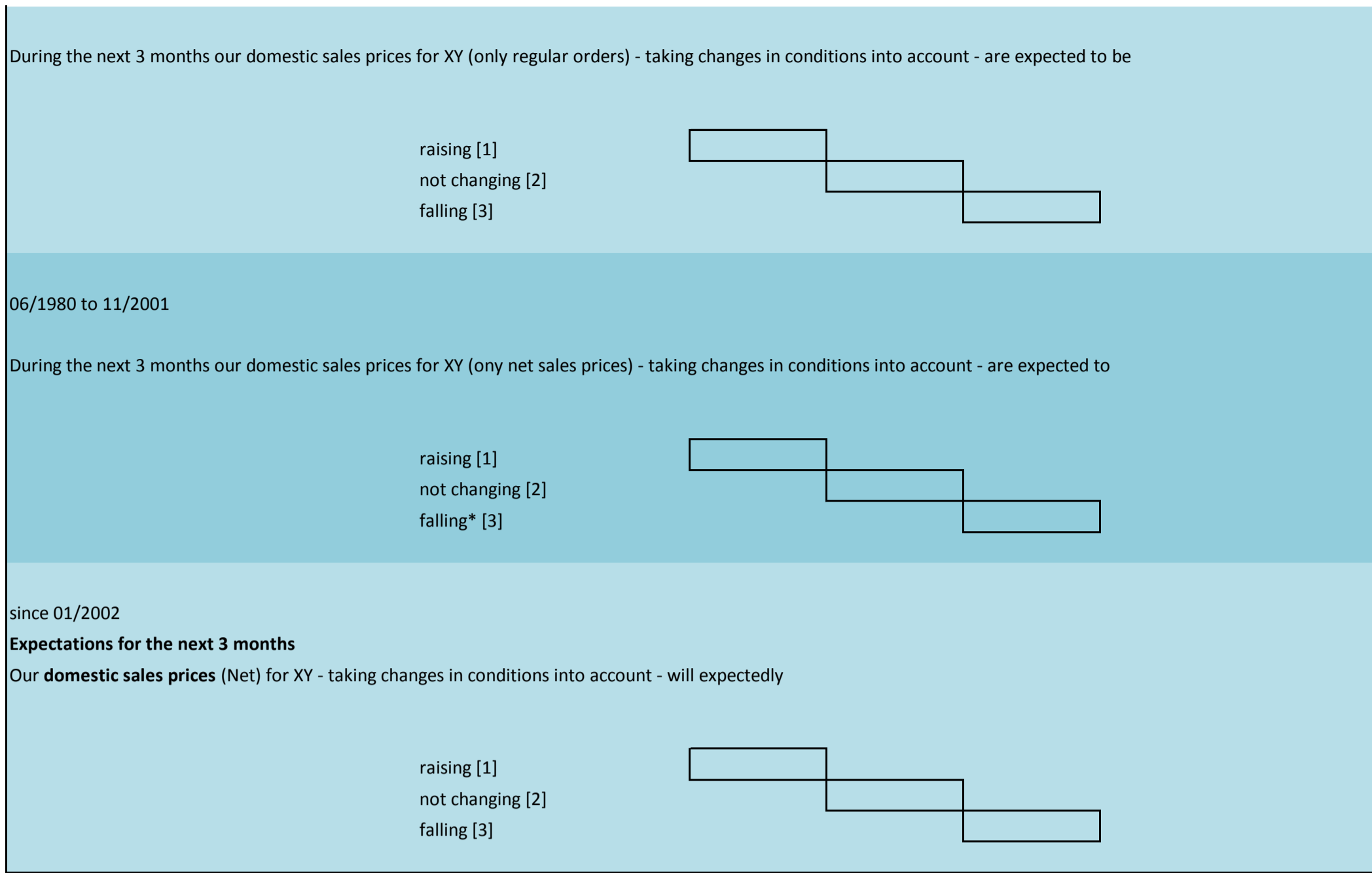
Time span of variable

Year	Region
1980	WEST
1981	WEST
1982	WEST
1983	WEST
1984	WEST
1985	WEST
1986	WEST
1987	WEST
1988	WEST
1989	WEST
1990	WEST
1991	EAST
1992	EAST
1993	EAST
1994	EAST
1995	EAST
1996	EAST
1997	EAST
1998	EAST
1999	EAST
2000	WEST
2001	EAST
2002	EAST
2003	EAST
2004	EAST
2005	EAST
2006	EAST
2007	EAST
2008	EAST
2009	EAST
2010	WEST
2011	EAST
2012	EAST
2013	EAST
2014	EAST
2015	EAST
2016	EAST
2017	EAST
2018	EAST
2019	EAST

No.	Name	Label	Survey period	Survey frequency
2.9)	priceexp	expected domestic prices	West since 01/1980 East since 01/1991	monthly survey monthly survey

Wording of question

Time span	Wording of question	Further information
01/1991 to 11/2001	No questionnaires for the East available	expected domestic prices *03/1990 to 01/1993 "decrease" instead of "fall"
01/1980 to 05/1980		



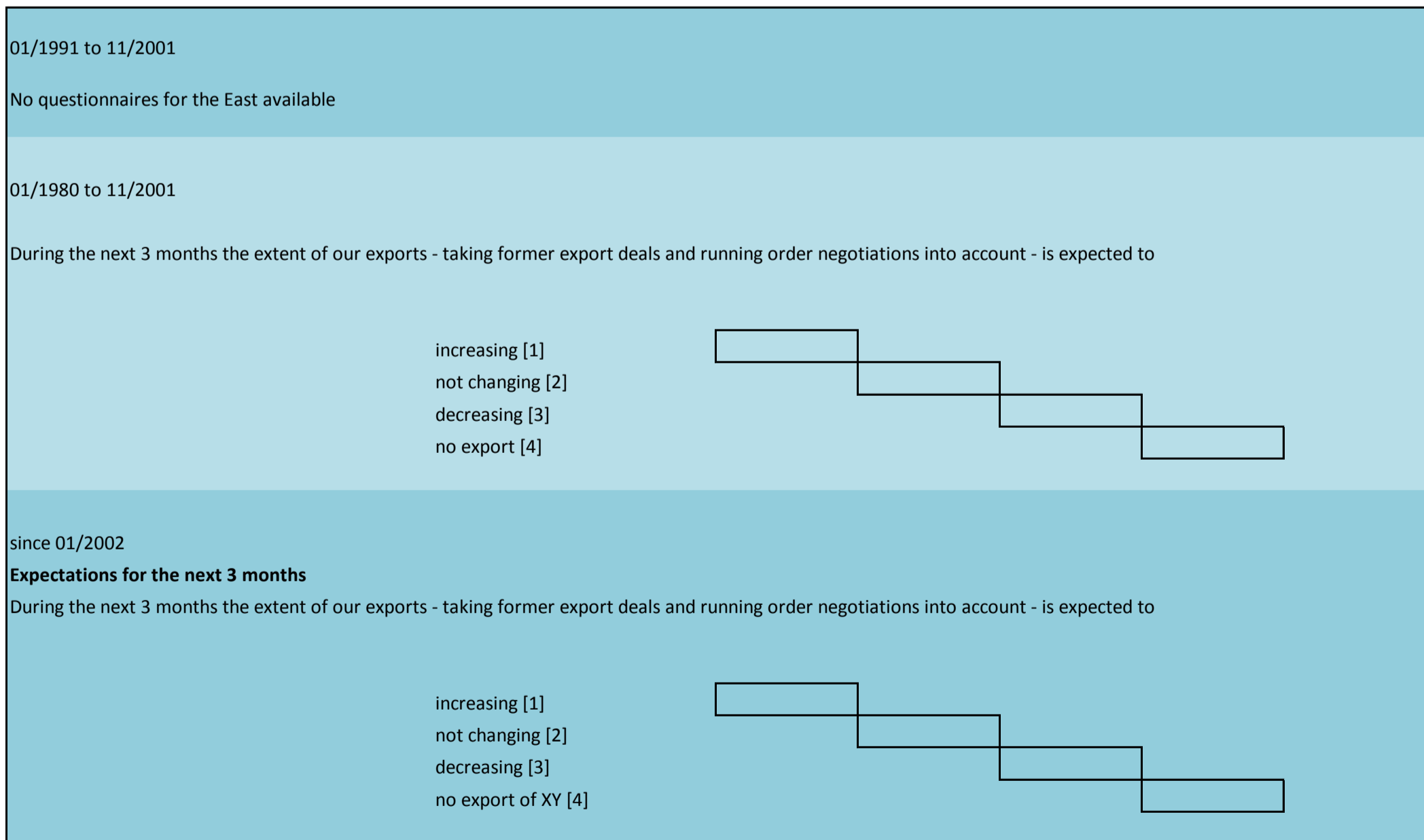
Time span of variable

1980	1981	1982	1983	1984	1985	1986	1987	1988	1989
WEST									
1990	1991	1992	1993	1994	1995	1996	1997	1998	1999
WEST									
	EAST								
2000	2001	2002	2003	2004	2005	2006	2007	2008	2009
WEST									
EAST									
2010	2011	2012	2013	2014	2015	2016	2017	2018	2019
WEST									
EAST									

No.	Name	Label	Survey period	Survey frequency
-----	------	-------	---------------	------------------

2.10)	expexp	expected export trade	West since 01/1980 East since 01/1991	monthly survey monthly survey
-------	--------	-----------------------	--	----------------------------------

Wording of question



Further information
expected export trade

Time span of variable

1980	1981	1982	1983	1984	1985	1986	1987	1988	1989
WEST									
1990	1991	1992	1993	1994	1995	1996	1997	1998	1999

WEST									
	EAST								
2000	2001	2002	2003	2004	2005	2006	2007	2008	2009
WEST									
EAST									
2010	2011	2012	2013	2014	2015	2016	2017	2018	2019
WEST									
EAST									

No.	Name	Label	Survey period	Survey frequency
-----	------	-------	---------------	------------------

2.11) **comexp** expected commercial operations

West since 01/1980
East since 01/1991

monthly survey
monthly survey

Wording of question

<p>01/1991 to 11/2001</p> <p>No questionnaires for the East available</p>	Further information Expected commercial operations
<p>01/1980 to 06/1997</p> <p>During the next 6 months our commercial operations for XY will be [...] in cyclical regards, therefore by eliminating purely seasonal fluctuations</p> <p>favourable [1] not changing [2] unfavourable [3]</p>	
<p>07/1997 to 11/2001</p> <p>During the next 6 months our commercial operations for XY will be [...] in cyclical regards</p> <p>favourable [1] not changing [2] unfavourable [3]</p>	
<p>since 01/2002</p> <p>Expectations for the next 6 months</p> <p>In cyclical regards our commercial operations for XY will be</p> <p>favourable [1] not changing [2] unfavourable [3]</p>	

Time span of variable

1980	1981	1982	1983	1984	1985	1986	1987	1988	1989
WEST									
1990	1991	1992	1993	1994	1995	1996	1997	1998	1999
WEST									
	EAST								
2000	2001	2002	2003	2004	2005	2006	2007	2008	2009
WEST									
EAST									
2010	2011	2012	2013	2014	2015	2016	2017	2018	2019
WEST									
EAST									

No.	Name	Label	Survey period	Survey frequency
-----	------	-------	---------------	------------------

2.12) **foreord** foreign orders (appraisal)

West since 01/1980
East since 01/1991

monthly survey
monthly survey

Wording of question

<p>01/1991 to 11/2001</p> <p>No questionnaires for the East available</p>	Further information Appraisal of foreign orders 01/2002 and 02/2002 *instead of "Current situation" →"Current situation and tendencies" **addition "current"
<p>01/1980 to 11/2001</p> <p>We consider our foreign order backlog for XY currently to be</p> <p>relatively high [1] (e.g. extended time of delivery)</p>	

enough [2]
 too small [3]
 no export XY [4]

since 01/2002
Current situation*
 We consider our (current**) foreign order backlog to be

for export

relatively high [1]
 enough [2]
 or not customary
 too small [3]
 no export XY [4]

Time span of variable

1980	1981	1982	1983	1984	1985	1986	1987	1988	1989
WEST									
1990	1991	1992	1993	1994	1995	1996	1997	1998	1999
WEST									
	EAST								
2000	2001	2002	2003	2004	2005	2006	2007	2008	2009
WEST									
EAST									
2010	2011	2012	2013	2014	2015	2016	2017	2018	2019
WEST									
EAST									

No.	Name	Label	Survey period	Survey frequency
-----	------	-------	---------------	------------------

2.13)	salesexp	sales expectancy	West 01/1980 to 06/1994	monthly survey
-------	----------	------------------	-------------------------	----------------

Wording of question

01/1980 to 06/1994	Further information
During the next 3 months our (domestic and foreign) sales of XY will expectedly be	Sales expectancy
raising [1] not changing [2] falling [3]	Inquired for food and luxury food industries
in terms of quantity compared to the corresponding period of previous year	

Time span of variable

1980	1981	1982	1983	1984	1985	1986	1987	1988	1989
WEST									
1990	1991	1992	1993	1994	1995	1996	1997	1998	1999
WEST									
2000	2001	2002	2003	2004	2005	2006	2007	2008	2009
2010	2011	2012	2013	2014	2015	2016	2017	2018	2019

No.	Name	Label	Survey period	Survey frequency
-----	------	-------	---------------	------------------

2.14)	emplexp	expected employees	West 01/1980 to 04/1997 and since 07/1997 East since 01/1991	quarterly survey monthly survey monthly survey
-------	---------	--------------------	--	--

Wording of question

01/1991 to 11/2001	Further information
No questionnaires for the East available	Expected development of the total number of employees

01/1980 to 04/1997

Employees (only domestic companies)
 During the next 3 months the number of employees assigned to the production of XY will be in cyclical regards, therefore by eliminating purely seasonal fluctuations -

increasing [1]
 not changing [2]
 decreasing [3]

07/1997 to 11/2001

Employees (only domestic companies)
 During the next 3 months the number of employees assigned to the production of XY will be

increasing [1]
 not changing [2]
 decreasing [3]

since 01/2002

Expectations for the next 3 months
Employees (only domestic companies)
 The number of employees assigned to the production of XY will be

increasing [1]
 not changing [2]
 decreasing [3]

*10/1980 to 10/1993 the question has the same structure for the west in October as the question of the variable "empl". see 3.14)
 was a special question until 06/1997. see 3.13)

Time span of variable

1980	1981	1982	1983	1984	1985	1986	1987	1988	1989
WEST									
1990	1991	1992	1993	1994	1995	1996	1997	1998	1999
WEST									
	EAST								
2000	2001	2002	2003	2004	2005	2006	2007	2008	2009
WEST									
EAST									
2010	2011	2012	2013	2014	2015	2016	2017	2018	2019
WEST									
EAST									

No.	Name	Label	Survey period	Survey frequency
2.15)	pro_vpq	production vs. previous 2-3 months	West since 01/2002 East since 01/2002	monthly survey monthly survey

Wording of question

01/2002 to 02/2002

During the last 2-3 months our domestic production of XY became

more active [1]
 not changed [2]
 less active [3]
 no production [4]

since 03/2002

tendencies in previous month
 Our domestic production of XY

increased [1]
 stayed about the same [2]
 decreased [3]
 no production [4]

Further information
 production in previous month or during the last 2-3 months
 Because of the alignment of the survey periods by the European Union, the question was expressed by the variable **2.2) provpm** until 11/2001

Time span of variable

1980	1981	1982	1983	1984	1985	1986	1987	1988	1989
1990	1991	1992	1993	1994	1995	1996	1997	1998	1999

2000	2001	2002	2003	2004	2005	2006	2007	2008	2009
		WEST							
		EAST							
2010	2011	2012	2013	2014	2015	2016	2017	2018	2019
WEST									
EAST									

No.	Name	Label	Survey period	Survey frequency
2.16)	demand_vpq	situation of demand vs. previous 2-3 months	West since 01/2002 East since 01/2002	monthly survey monthly survey

Wording of question

<p>01/2002 to 02/2002</p> <p>During the last 2-3 months the situation of demand of XY was</p> <p>better [1] not changed [2] worse [3]</p>	<p>Further information</p> <p>Situation of demand previous month or during the last 2-3 months</p> <p>Because of the alignment of the survey periods by the European Union, the question was expressed by the variable 2.4) demand until 11/2001</p>
<p>since 03/2002</p> <p>tendencies in previous month</p> <p>The situation of demand of XY was</p> <p>better [1] not changed [2] worse [3]</p>	

Time span of variable

1980	1981	1982	1983	1984	1985	1986	1987	1988	1989
1990	1991	1992	1993	1994	1995	1996	1997	1998	1999
2000	2001	2002	2003	2004	2005	2006	2007	2008	2009
		WEST							
		EAST							
2010	2011	2012	2013	2014	2015	2016	2017	2018	2019
WEST									
EAST									

No.	Name	Label	Survey period	Survey frequency
2.17)	ord_vpq	orders vs. previous 2-3 months	West since 01/2002 East since 01/2002	monthly survey monthly survey

Wording of question

<p>01/2002 to 02/2002</p> <p>During the last 2-3 months our order backlog (domestic and foreign orders, in terms of value) for XY was</p> <p>higher [1] about the same [2] lower [3]</p>	<p>Further information</p> <p>Orders last month or during the last 2-3 months</p> <p>Because of the alignment of the survey periods by the European Union, the question was expressed by the variable 2.5) ordvpm until 11/2001.</p>
<p>since 03/2002</p> <p>tendencies in previous month</p> <p>Our order backlog (domestic and foreign orders, in terms of value) for XY was</p> <p>higher [1] about the same [2] lower [3]</p>	

Time span of variable

1980	1981	1982	1983	1984	1985	1986	1987	1988	1989
1990	1991	1992	1993	1994	1995	1996	1997	1998	1999

2000	2001	2002	2003	2004	2005	2006	2007	2008	2009
		WEST							
		EAST							
2010	2011	2012	2013	2014	2015	2016	2017	2018	2019
		WEST							
		EAST							

No.	Name	Label	Survey period	Survey frequency
2.18)	price_vpq	domestic prices of sale vs. previous 2-3 months	West since 01/2002 East since 01/2002	monthly survey monthly survey

Wording of question

<p>01/2002/ to 02/2002</p> <p>during the last 2-3 months our (net-) domestic sales prices for XY were [...] taking changes in conditions into account</p> <p>increased [1] not changed [2] decreased [3]</p> <p>since 03/2002</p> <p>tendencies in previous month</p> <p>Our (net-) domestic sales prices for XY were [...] taking changes in conditions into account</p> <p>increased [1] not changed [2] decreased [3]</p>	<p>Further information</p> <p>Domestic prices of sale previous month or during the last 2-3 months</p> <p>Because of the alignment of the survey periods by the European Union, the question was expressed by the variable 2.7) pricevpm until 11/2001</p>
--	---

Time span of variable

1980	1981	1982	1983	1984	1985	1986	1987	1988	1989
1990	1991	1992	1993	1994	1995	1996	1997	1998	1999
2000	2001	2002	2003	2004	2005	2006	2007	2008	2009
		WEST							
		EAST							
2010	2011	2012	2013	2014	2015	2016	2017	2018	2019
		WEST							
		EAST							

No.	Name	Label	Survey period	Survey frequency
2.19)	credit	credit allocation	West 06/2003 to 08/2008 and since 11/2008 East 06/2003 to 08/2008 and since 11/2008	irregular monthly survey irregular monthly survey

Wording of question

<p>since 07/2003</p> <p>How do you evaluate the current willingness of banks to grant credits to businesses?</p> <p>acomodating [1] normal [2] reserved [3]</p>	<p>Further information</p> <p>credit allocation</p> <p>2003: June, August was a special question until 08/2008. see 3.48)</p>
---	---

Time span of variable

1980	1981	1982	1983	1984	1985	1986	1987	1988	1989
1990	1991	1992	1993	1994	1995	1996	1997	1998	1999

2000	2001	2002	2003	2004	2005	2006	2007	2008	2009
			WEST						
			EAST						
2010	2011	2012	2013	2014	2015	2016	2017	2018	2019
WEST									
EAST									

No.	Name	Label	Survey period	Survey frequency
2.20)	statebus_sl	state of business (VAS)	West since 08/2005 East since 08/2005	monthly survey monthly survey

Wording of question

<p>since 08/2005</p> <p>Current situation</p> <p>We consider our state of business to be</p> <p>Other than the variable 2.1) statebus the state of business is rated based on a visual analog scale</p>	<p>Further information</p> <p>Appraisal of the state of business (VAS)</p>
--	--

Time span of variable

1980	1981	1982	1983	1984	1985	1986	1987	1988	1989
1990	1991	1992	1993	1994	1995	1996	1997	1998	1999
2000	2001	2002	2003	2004	2005	2006	2007	2008	2009
					WEST				
					EAST				
2010	2011	2012	2013	2014	2015	2016	2017	2018	2019
WEST									
EAST									

No.	Name	Label	Survey period	Survey frequency
2.21)	comexp_sl	expected commercial (VAS)	West since 08/2005 East since 08/2005	monthly survey monthly survey

Wording of question

<p>since 08/2005</p> <p>Expectations for the next 6 months</p> <p>In cyclical regards our state of business for XY will</p> <p>Other than the variable 2.11) comexp the expected commercial is rated based on a visual analog scale</p>	<p>Further information</p> <p>Expected commercial (VAS)</p>
--	---

Time span of variable

1980	1981	1982	1983	1984	1985	1986	1987	1988	1989
1990	1991	1992	1993	1994	1995	1996	1997	1998	1999
2000	2001	2002	2003	2004	2005	2006	2007	2008	2009
					WEST				
					EAST				
2010	2011	2012	2013	2014	2015	2016	2017	2018	2019
WEST									

3. Special questions

No.	Name	Label	Survey period	Survey frequency
3.1)	ranord	range of orders in months	West 03/1980 to 09/2001 East 07/1992 to 07/1993 East 12/1993 to 09/2001 East and West since 01/2002	Mrch, Jun, Sep, Dec Mrch, Jul, Oct, Dec Mrch, Jul, Sep, Dec Jan, Apr, Jul, Oct

Wording of question

07/1992 to 09/2001	Further information
No questionnaires for the East available	range of orders in months
03/1980 to 09/2001	* since 01/2002 instead of "currently" "momentarily"
Currently our order backlog for delivery of XY equates to a production duration of	
no backlog 1/2 1 2 3 4 5 6 7 8 9 10 state number of months	
up to about ... month(s) for more than 10, please	
since 01/2002	
Momentarily our order backlog for delivery of XY equates to a production duration of	
no backlog 1/2 1 2 3 4 5 6 7 8 9 10 state number of months	
up to about ... month(s) for more than 10, please	

Time span of variable

1980	1981	1982	1983	1984	1985	1986	1987	1988	1989
WEST									
1990	1991	1992	1993	1994	1995	1996	1997	1998	1999
WEST									
	EAST								
2000	2001	2002	2003	2004	2005	2006	2007	2008	2009
WEST									
EAST									
2010	2011	2012	2013	2014	2015	2016	2017	2018	2019
WEST									
EAST									

No.	Name	Label	Survey period	Survey frequency
3.2)	uticappc	capacity utilization in %	West 03/1980 to 09/2001 East 07/1992 to 07/1993 East 12/1993 to 09/2001 East and West since 01/2002	Mrch, Jun, Sep, Dec Mrch, Jul, Oct, Dec Mrch, Jul, Sep, Dec Jan, Apr, Jul, Oct

Wording of question

07/1992 to 09/2001	Further information
No questionnaires for the East available	Capacity utilization in %
since 03/1980	*09/94, 09/95, 09/96, 09/97, 09/98, 09/99, 09/00, 09/01 addition "domestic plants"
Currently** the utilization of our plants* to produce XY (full capacity utilization normal for the company = 100%) is up to	**since 01/2002 instead of "currently" "momentarily"
30 40 50 60 70 75 80 85 90 95 100 more than 100% in fact: []	Coding in the dataset Number above the ticked field more than 100 % = handwritten entry or if just ticked = [120]

Time span of variable

1980	1981	1982	1983	1984	1985	1986	1987	1988	1989
WEST									
1990	1991	1992	1993	1994	1995	1996	1997	1998	1999
WEST									
	EAST								
2000	2001	2002	2003	2004	2005	2006	2007	2008	2009
WEST									
EAST									
2010	2011	2012	2013	2014	2015	2016	2017	2018	2019
WEST									
EAST									

No.	Name	Label	Survey period	Survey frequency
3.3)	uticapap	capacity utilization (appraisal)	West 03/1980 to 09/2001 East 07/1992 to 07/1993 East 12/1993 to 09/2001 East and West since 01/2002	Mrch, Jun, Sep, Dec Mrch, Jul, Oct, Dec Mrch, Jul, Sep, Dec Jan, Apr, Jul, Oct

Wording of question

07/1992 to 09/2001	Further information
No questionnaires for the East available	Appraisal of the technical capacity
	*09/94, 09/95, 09/96, 09/97, 09/98 09/99, 09/00, 09/01

<p>since 03/1980</p> <p>Taking into account our current order backlog and the and the new orders we expect for the next 12 months our current technical capacities* we consider our technical capacities* for XY</p> <p style="text-align: center;">more than sufficient [1] sufficient [2] not sufficient [3]</p>	<p>*(only domestic)"</p>																																																																																																														
<p>Time span of variable</p> <table border="1"> <tr><td>1980</td><td>1981</td><td>1982</td><td>1983</td><td>1984</td><td>1985</td><td>1986</td><td>1987</td><td>1988</td><td>1989</td></tr> <tr><td colspan="10">WEST</td></tr> <tr><td>1990</td><td>1991</td><td>1992</td><td>1993</td><td>1994</td><td>1995</td><td>1996</td><td>1997</td><td>1998</td><td>1999</td></tr> <tr><td colspan="10">WEST</td></tr> <tr><td></td><td></td><td>EAST</td><td></td><td></td><td></td><td></td><td></td><td></td><td></td></tr> <tr><td>2000</td><td>2001</td><td>2002</td><td>2003</td><td>2004</td><td>2005</td><td>2006</td><td>2007</td><td>2008</td><td>2009</td></tr> <tr><td colspan="10">WEST</td></tr> <tr><td colspan="10">EAST</td></tr> <tr><td>2010</td><td>2011</td><td>2012</td><td>2013</td><td>2014</td><td>2015</td><td>2016</td><td>2017</td><td>2018</td><td>2019</td></tr> <tr><td colspan="10">WEST</td></tr> <tr><td colspan="10">EAST</td></tr> </table>		1980	1981	1982	1983	1984	1985	1986	1987	1988	1989	WEST										1990	1991	1992	1993	1994	1995	1996	1997	1998	1999	WEST												EAST								2000	2001	2002	2003	2004	2005	2006	2007	2008	2009	WEST										EAST										2010	2011	2012	2013	2014	2015	2016	2017	2018	2019	WEST										EAST									
1980	1981	1982	1983	1984	1985	1986	1987	1988	1989																																																																																																						
WEST																																																																																																															
1990	1991	1992	1993	1994	1995	1996	1997	1998	1999																																																																																																						
WEST																																																																																																															
		EAST																																																																																																													
2000	2001	2002	2003	2004	2005	2006	2007	2008	2009																																																																																																						
WEST																																																																																																															
EAST																																																																																																															
2010	2011	2012	2013	2014	2015	2016	2017	2018	2019																																																																																																						
WEST																																																																																																															
EAST																																																																																																															

No.	Name	Label	Survey period	Survey frequency
3.4)	constrain	constraints to production	West since 01/1980 East 01/1991 to 12/2000 East since 01/2001	Jan, Apr, Jul, Oct monthly survey Jan, Apr, Jul, Oct

Wording of question

<p>01/1991 to 10/2001</p> <p>No questionnaires for the East available</p>	<p>Further information</p> <p>Constraints to production</p>																																																																																																														
<p>01/1980 to 10/2001</p> <p>Our domestic production of XY is currently constrained</p> <p><input type="checkbox"/> yes [1] <input type="checkbox"/> no [2]</p>																																																																																																															
<p>since 01/2002</p> <p>Our domestic production is currently constrained</p> <p><input type="checkbox"/> yes [1] <input type="checkbox"/> no [2]</p>																																																																																																															
<p>Time span of variable</p> <table border="1"> <tr><td>1980</td><td>1981</td><td>1982</td><td>1983</td><td>1984</td><td>1985</td><td>1986</td><td>1987</td><td>1988</td><td>1989</td></tr> <tr><td colspan="10">WEST</td></tr> <tr><td>1990</td><td>1991</td><td>1992</td><td>1993</td><td>1994</td><td>1995</td><td>1996</td><td>1997</td><td>1998</td><td>1999</td></tr> <tr><td colspan="10">WEST</td></tr> <tr><td></td><td></td><td>EAST</td><td></td><td></td><td></td><td></td><td></td><td></td><td></td></tr> <tr><td>2000</td><td>2001</td><td>2002</td><td>2003</td><td>2004</td><td>2005</td><td>2006</td><td>2007</td><td>2008</td><td>2009</td></tr> <tr><td colspan="10">WEST</td></tr> <tr><td colspan="10">EAST</td></tr> <tr><td>2010</td><td>2011</td><td>2012</td><td>2013</td><td>2014</td><td>2015</td><td>2016</td><td>2017</td><td>2018</td><td>2019</td></tr> <tr><td colspan="10">WEST</td></tr> <tr><td colspan="10">EAST</td></tr> </table>		1980	1981	1982	1983	1984	1985	1986	1987	1988	1989	WEST										1990	1991	1992	1993	1994	1995	1996	1997	1998	1999	WEST												EAST								2000	2001	2002	2003	2004	2005	2006	2007	2008	2009	WEST										EAST										2010	2011	2012	2013	2014	2015	2016	2017	2018	2019	WEST										EAST									
1980	1981	1982	1983	1984	1985	1986	1987	1988	1989																																																																																																						
WEST																																																																																																															
1990	1991	1992	1993	1994	1995	1996	1997	1998	1999																																																																																																						
WEST																																																																																																															
		EAST																																																																																																													
2000	2001	2002	2003	2004	2005	2006	2007	2008	2009																																																																																																						
WEST																																																																																																															
EAST																																																																																																															
2010	2011	2012	2013	2014	2015	2016	2017	2018	2019																																																																																																						
WEST																																																																																																															
EAST																																																																																																															

No.	Name	Label	Survey period	Survey frequency
3.5)	ordlack	lack of orders	West since 01/1980 East von 01/1991 to 12/2000 East since 01/2001	Jan, Apr, Jul, Oct monthly survey Jan, Apr, Juli, Oct

Wording of question

<p>01/1991 to 10/2001</p> <p>No questionnaires for the East available</p>	<p>Further information</p> <p>Lack of orders</p> <p>*East 01/1991 to 12/2000 instead of "insufficient orders" "sales difficulties"</p>																														
<p>01/1980 to 10/2001</p> <p>Our domestic production of XY is currently constrained.</p> <p>If yes, by following factors:</p> <p style="text-align: center;">insufficient orders* [1] <input type="checkbox"/></p>																															
<p>since 01/2002</p> <p>Our domestic production is currently constrained.</p> <p>If yes, by following factors:</p> <p style="text-align: center;">insufficient orders* [1] <input type="checkbox"/></p>																															
<p>Time span of variable</p> <table border="1"> <tr><td>1980</td><td>1981</td><td>1982</td><td>1983</td><td>1984</td><td>1985</td><td>1986</td><td>1987</td><td>1988</td><td>1989</td></tr> <tr><td colspan="10">WEST</td></tr> <tr><td>1990</td><td>1991</td><td>1992</td><td>1993</td><td>1994</td><td>1995</td><td>1996</td><td>1997</td><td>1998</td><td>1999</td></tr> </table>		1980	1981	1982	1983	1984	1985	1986	1987	1988	1989	WEST										1990	1991	1992	1993	1994	1995	1996	1997	1998	1999
1980	1981	1982	1983	1984	1985	1986	1987	1988	1989																						
WEST																															
1990	1991	1992	1993	1994	1995	1996	1997	1998	1999																						

WEST									
EAST									
2000	2001	2002	2003	2004	2005	2006	2007	2008	2009
WEST									
EAST									
2010	2011	2012	2013	2014	2015	2016	2017	2018	2019
WEST									
EAST									

No.	Name	Label	Survey period	Survey frequency
3.6)	mplack	lack of manpower	West 01/1980 to 10/2001 East 01/1991 to 12/2000 East 01/2001 to 10/2001	Jan, Apr, Jul, Oct monthly survey Jan, Apr, Jul, Oct

Wording of question

Survey period	Wording of question	Further information
01/1991 to 10/2001	No questionnaires for the East available	Lack of manpower
01/1980 to 10/1995	Our domestic production of XY is currently constrained. If yes, by following factors: lack of manpower [1] <input type="text"/>	
01/1996 to 10/2001	Our domestic production of XY is currently constrained. If yes, by following factors: lack of qualified manpower [1] <input type="text"/>	

Time span of variable

1980	1981	1982	1983	1984	1985	1986	1987	1988	1989
WEST									
1990	1991	1992	1993	1994	1995	1996	1997	1998	1999
WEST									
EAST									
2000	2001	2002	2003	2004	2005	2006	2007	2008	2009
WEST									
EAST									
2010	2011	2012	2013	2014	2015	2016	2017	2018	2019

No.	Name	Label	Survey period	Survey frequency
3.7)	matlack	lack of material	West since 01/1980 East since 01/2001	Jan, Apr, Jul, Oct Jan, Apr, Jul, Oct

Wording of question

Survey period	Wording of question	Further information
01/2001 to 10/2001	No questionnaires for the East available	Lack of material
01/1980 to 10/2001	Our domestic production of XY is currently constrained. If yes, by following factors: lack of raw materials or pre-materials [1] <input type="text"/>	
since 01/2002	Our domestic production is currently constrained. If yes, by following factors: lack of raw materials or pre-materials [1] <input type="text"/>	

Time span of variable

1980	1981	1982	1983	1984	1985	1986	1987	1988	1989
WEST									
1990	1991	1992	1993	1994	1995	1996	1997	1998	1999
WEST									
2000	2001	2002	2003	2004	2005	2006	2007	2008	2009
WEST									
EAST									
2010	2011	2012	2013	2014	2015	2016	2017	2018	2019
WEST									
EAST									

No.	Name	Label	Survey period	Survey frequency																																																																																																														
3.8)	techcap	technical capacity	West since 01/1980 East 01/1991 to 12/2000 East since 01/2001	Jan, Apr, Jul, Oct monthly survey Jan, Apr, Jul, Oct																																																																																																														
Wording of question																																																																																																																		
<p>01/1991 to 10/2001</p> <p>No questionnaires for the East available</p> <p>01/1980 to 10/2001</p> <p>Our domestic production of XY is currently constrained. If yes, by following factors:</p> <p style="text-align: center;">insufficient technical capacity* [1]</p> <p>since 01/2002</p> <p>Our domestic production is currently constrained. If yes, by following factors:</p> <p style="text-align: center;">insufficient technical capacity [1]</p>				<p>Further information</p> <p>technical capacity</p> <p>*East 01/1991 to 12/2000 instead of "insufficient technical capacity" "insufficient technical endowment"</p>																																																																																																														
Time span of variable																																																																																																																		
<table border="1"> <thead> <tr> <th>1980</th><th>1981</th><th>1982</th><th>1983</th><th>1984</th><th>1985</th><th>1986</th><th>1987</th><th>1988</th><th>1989</th> </tr> </thead> <tbody> <tr> <td colspan="10" style="text-align: center;">WEST</td> </tr> <tr> <td>1990</td><td>1991</td><td>1992</td><td>1993</td><td>1994</td><td>1995</td><td>1996</td><td>1997</td><td>1998</td><td>1999</td> </tr> <tr> <td colspan="10" style="text-align: center;">WEST</td> </tr> <tr> <td colspan="10" style="text-align: center;">EAST</td> </tr> <tr> <td>2000</td><td>2001</td><td>2002</td><td>2003</td><td>2004</td><td>2005</td><td>2006</td><td>2007</td><td>2008</td><td>2009</td> </tr> <tr> <td colspan="10" style="text-align: center;">WEST</td> </tr> <tr> <td colspan="10" style="text-align: center;">EAST</td> </tr> <tr> <td>2010</td><td>2011</td><td>2012</td><td>2013</td><td>2014</td><td>2015</td><td>2016</td><td>2017</td><td>2018</td><td>2019</td> </tr> <tr> <td colspan="10" style="text-align: center;">WEST</td> </tr> <tr> <td colspan="10" style="text-align: center;">EAST</td> </tr> </tbody> </table>					1980	1981	1982	1983	1984	1985	1986	1987	1988	1989	WEST										1990	1991	1992	1993	1994	1995	1996	1997	1998	1999	WEST										EAST										2000	2001	2002	2003	2004	2005	2006	2007	2008	2009	WEST										EAST										2010	2011	2012	2013	2014	2015	2016	2017	2018	2019	WEST										EAST									
1980	1981	1982	1983	1984	1985	1986	1987	1988	1989																																																																																																									
WEST																																																																																																																		
1990	1991	1992	1993	1994	1995	1996	1997	1998	1999																																																																																																									
WEST																																																																																																																		
EAST																																																																																																																		
2000	2001	2002	2003	2004	2005	2006	2007	2008	2009																																																																																																									
WEST																																																																																																																		
EAST																																																																																																																		
2010	2011	2012	2013	2014	2015	2016	2017	2018	2019																																																																																																									
WEST																																																																																																																		
EAST																																																																																																																		

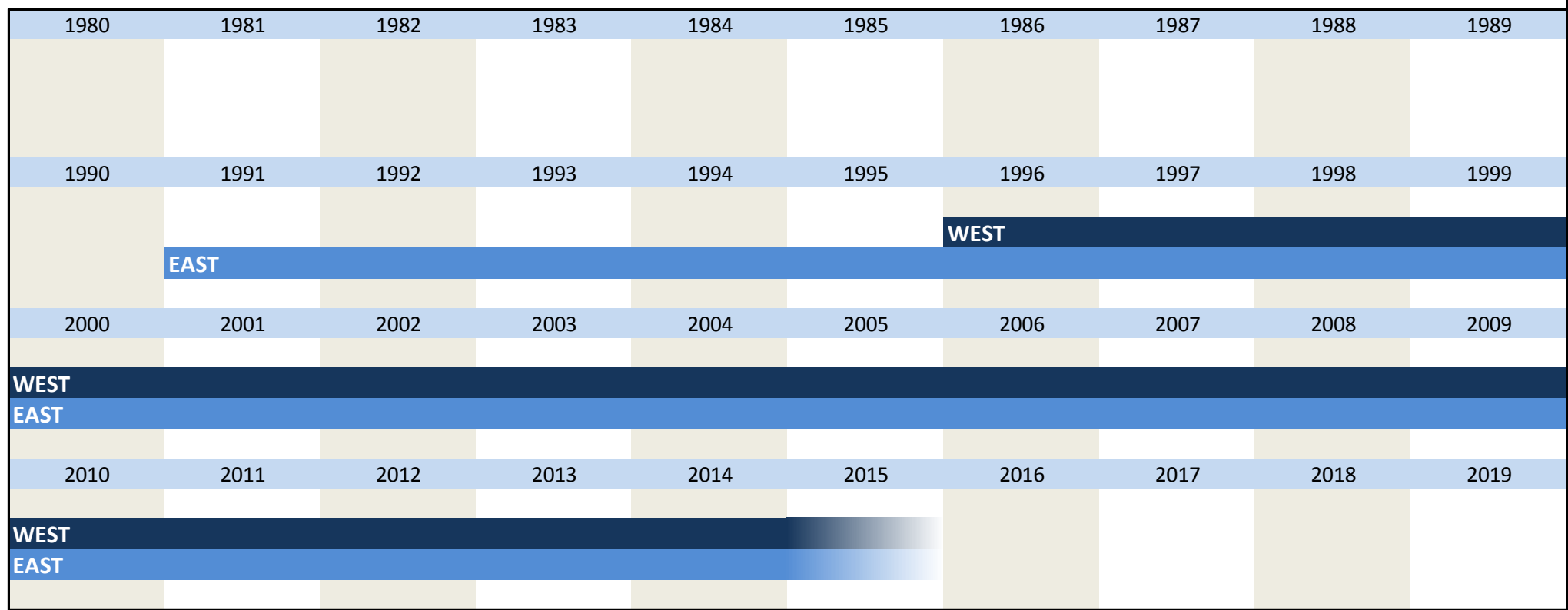
No.	Name	Label	Survey period	Survey frequency																																																												
3.9)	bastlack	lack of back staff	West 10/1985 to 10/1995	Jan, Apr, Jul, Oct																																																												
Wording of question																																																																
<p>10/1985 to 12/1995</p> <p>Our domestic production of XY is currently constrained. If yes, by following factors:</p> <p style="text-align: center;">lack of manpower back staff [1] <input type="text"/></p>				<p>Further information</p> <p>Lack of back staff</p>																																																												
Time span of variable																																																																
<table border="1"> <thead> <tr> <th>1980</th><th>1981</th><th>1982</th><th>1983</th><th>1984</th><th>1985</th><th>1986</th><th>1987</th><th>1988</th><th>1989</th> </tr> </thead> <tbody> <tr> <td colspan="10" style="text-align: center;">WEST</td> </tr> <tr> <td>1990</td><td>1991</td><td>1992</td><td>1993</td><td>1994</td><td>1995</td><td>1996</td><td>1997</td><td>1998</td><td>1999</td> </tr> <tr> <td colspan="10" style="text-align: center;">WEST</td> </tr> <tr> <td>2000</td><td>2001</td><td>2002</td><td>2003</td><td>2004</td><td>2005</td><td>2006</td><td>2007</td><td>2008</td><td>2009</td> </tr> <tr> <td>2010</td><td>2011</td><td>2012</td><td>2013</td><td>2014</td><td>2015</td><td>2016</td><td>2017</td><td>2018</td><td>2019</td> </tr> </tbody> </table>					1980	1981	1982	1983	1984	1985	1986	1987	1988	1989	WEST										1990	1991	1992	1993	1994	1995	1996	1997	1998	1999	WEST										2000	2001	2002	2003	2004	2005	2006	2007	2008	2009	2010	2011	2012	2013	2014	2015	2016	2017	2018	2019
1980	1981	1982	1983	1984	1985	1986	1987	1988	1989																																																							
WEST																																																																
1990	1991	1992	1993	1994	1995	1996	1997	1998	1999																																																							
WEST																																																																
2000	2001	2002	2003	2004	2005	2006	2007	2008	2009																																																							
2010	2011	2012	2013	2014	2015	2016	2017	2018	2019																																																							

No.	Name	Label	Survey period	Survey frequency																				
3.10)	diffin	difficulties of financing	East 01/1991 to 12/2000 East and West since 01/2002	monthly survey Jan, Apr, Jul, Oct																				
Wording of question																								
<p>01/1991 to 12/2000</p> <p>No questionnaires for the East available</p> <p>since 01/2002</p> <p>Our domestic production is currently constrained. If yes, by following factors:</p> <p style="text-align: center;">difficulties of financing [1] <input type="text"/></p>				<p>Further information</p> <p>Production constraints by difficulties of financing</p>																				
Time span of variable																								
<table border="1"> <thead> <tr> <th>1980</th><th>1981</th><th>1982</th><th>1983</th><th>1984</th><th>1985</th><th>1986</th><th>1987</th><th>1988</th><th>1989</th> </tr> </thead> <tbody> <tr> <td>1990</td><td>1991</td><td>1992</td><td>1993</td><td>1994</td><td>1995</td><td>1996</td><td>1997</td><td>1998</td><td>1999</td> </tr> </tbody> </table>					1980	1981	1982	1983	1984	1985	1986	1987	1988	1989	1990	1991	1992	1993	1994	1995	1996	1997	1998	1999
1980	1981	1982	1983	1984	1985	1986	1987	1988	1989															
1990	1991	1992	1993	1994	1995	1996	1997	1998	1999															

Our domestic production is currently constrained.
If yes, by following factors:

other factors [1]

Time span of variable



No.	Name	Label	Survey period	Survey frequency
-----	------	-------	---------------	------------------

3.14)	proexpen	product too expensive	East 01/1991 to 12/2000	monthly survey
-------	----------	-----------------------	-------------------------	----------------

Wording of question


Further information
Products too expensive

01/1991 to 12/2000
No questionnaires for the East available. The following wording is taken from previous lists of variables

01/1991 to 12/2000
Our domestic production of XY is currently constrained.
If yes, by following factors: sales difficulties, as

Products are too expensive [1]

Time span of variable



No.	Name	Label	Survey period	Survey frequency
-----	------	-------	---------------	------------------

3.15)	proqual	quality of products	East 01/1991 to 12/2000	monthly survey
-------	---------	---------------------	-------------------------	----------------

Wording of question

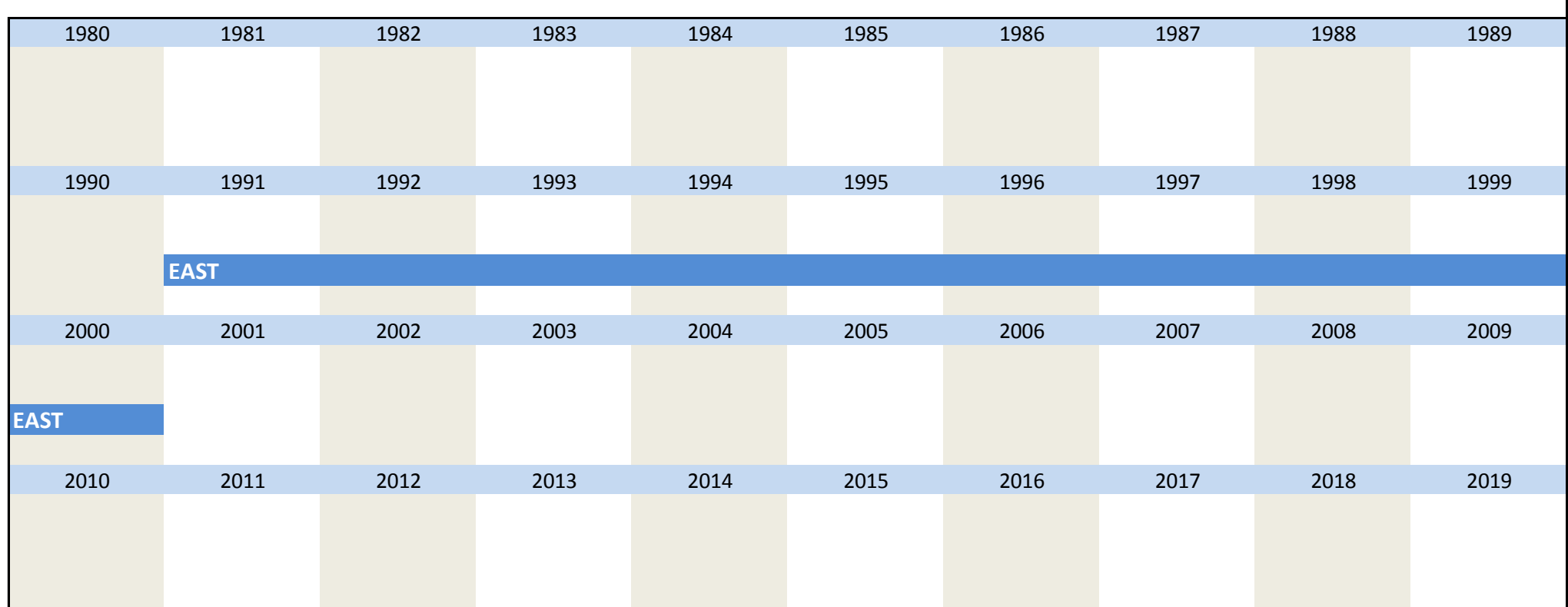
Further information
Quality of product

01/1991 to 12/2000
There are no questionnaires for the East available. The following wording is taken from previous lists of variables

01/1991 to 12/2000
Our domestic production of XY is currently constrained.
If yes, by following factors: sales difficulties, as

quality of product insufficient [1]

Time span of variable



No.	Name	Label	Survey period	Survey frequency
-----	------	-------	---------------	------------------

3.16) **propro** program of products East 01/1991 to 12/2000 monthly survey

Wording of question

<p>01/1991 to 12/2000</p> <p>There are no questionnaires for the East available. The following wording is taken from previous lists of variables</p>	<p>Further information</p> <p>Program of products</p>
<p>01/1991 to 12/2000</p> <p>Our domestic production of XY is currently constrained. If yes, by following factors: sales difficulties, as</p> <p style="text-align: center;">program of products insufficient [1] <input type="text"/></p>	

Time span of variable

1980	1981	1982	1983	1984	1985	1986	1987	1988	1989
1990	1991	1992	1993	1994	1995	1996	1997	1998	1999
EAST									
2000	2001	2002	2003	2004	2005	2006	2007	2008	2009
EAST									
2010	2011	2012	2013	2014	2015	2016	2017	2018	2019

No.	Name	Label	Survey period	Survey frequency
-----	------	-------	---------------	------------------

3.17) **ovtime** overtime West since 01/1980 to 10/2001 Jan, Apr, Jul, Oct
East and West since 03/2002 Mrch, Jun, Sep, Dec

Wording of question

<p>since 01/1980</p> <p>We currently work with overtime</p> <p style="text-align: center;"><input type="text"/> yes [1] <input type="text"/> no [2]</p>	<p>Further information</p> <p>Overtime</p>
--	---

Time span of variable

1980	1981	1982	1983	1984	1985	1986	1987	1988	1989
WEST									
1990	1991	1992	1993	1994	1995	1996	1997	1998	1999
WEST									
2000	2001	2002	2003	2004	2005	2006	2007	2008	2009
WEST									
EAST									
2010	2011	2012	2013	2014	2015	2016	2017	2018	2019
WEST									
EAST									

No.	Name	Label	Survey period	Survey frequency
-----	------	-------	---------------	------------------

3.18) **ovtimemo** overtime more than customary West since 01/1980 to 10/2001 Jan, Apr, Jul, Oct
East and West since 03/2002 Mrch, Jun, Sep, Dec

Wording of question

<p>since 01/1980</p> <p>We currently work with overtime</p> <p style="text-align: center;">If yes, more than customary</p> <p style="text-align: center;"><input type="text"/> yes [1] <input type="text"/> no [2]</p>	<p>Further information</p> <p>Overtime more than customary</p>
---	---

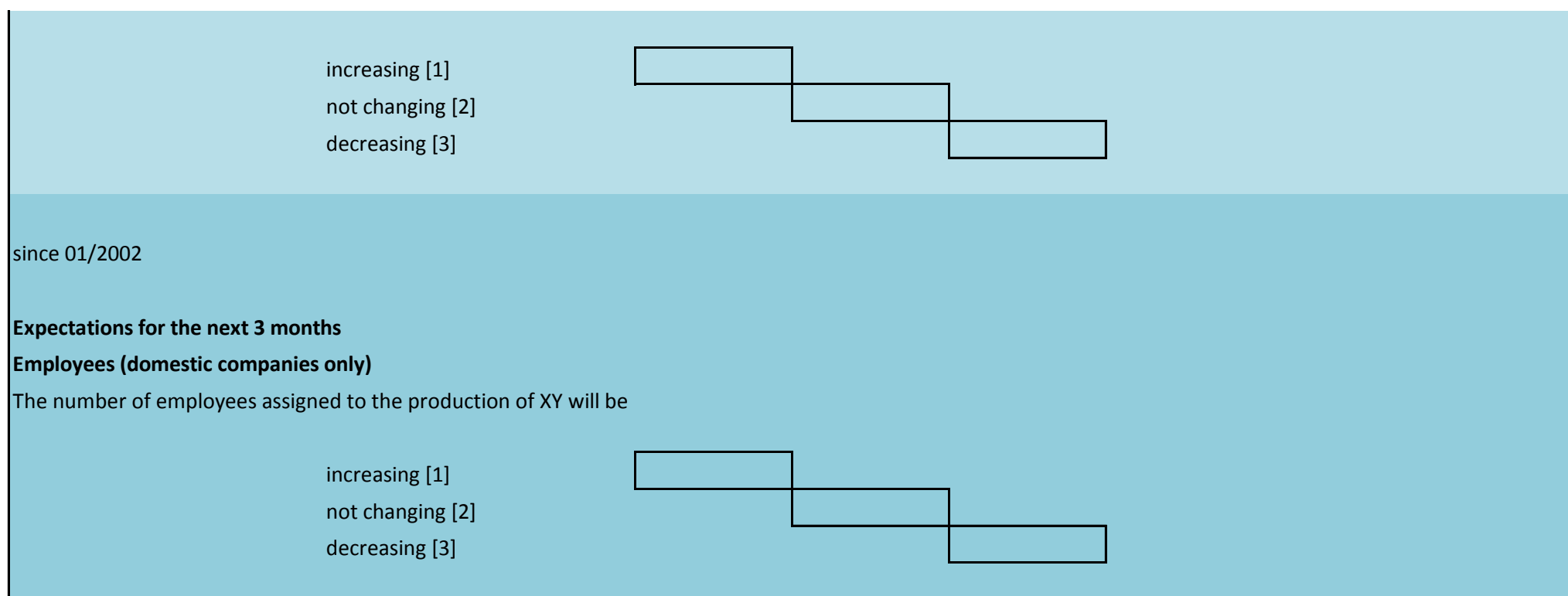
Time span of variable

1980	1981	1982	1983	1984	1985	1986	1987	1988	1989
WEST									
1990	1991	1992	1993	1994	1995	1996	1997	1998	1999
WEST									
2000	2001	2002	2003	2004	2005	2006	2007	2008	2009
WEST									
EAST									
2010	2011	2012	2013	2014	2015	2016	2017	2018	2019
WEST									
EAST									

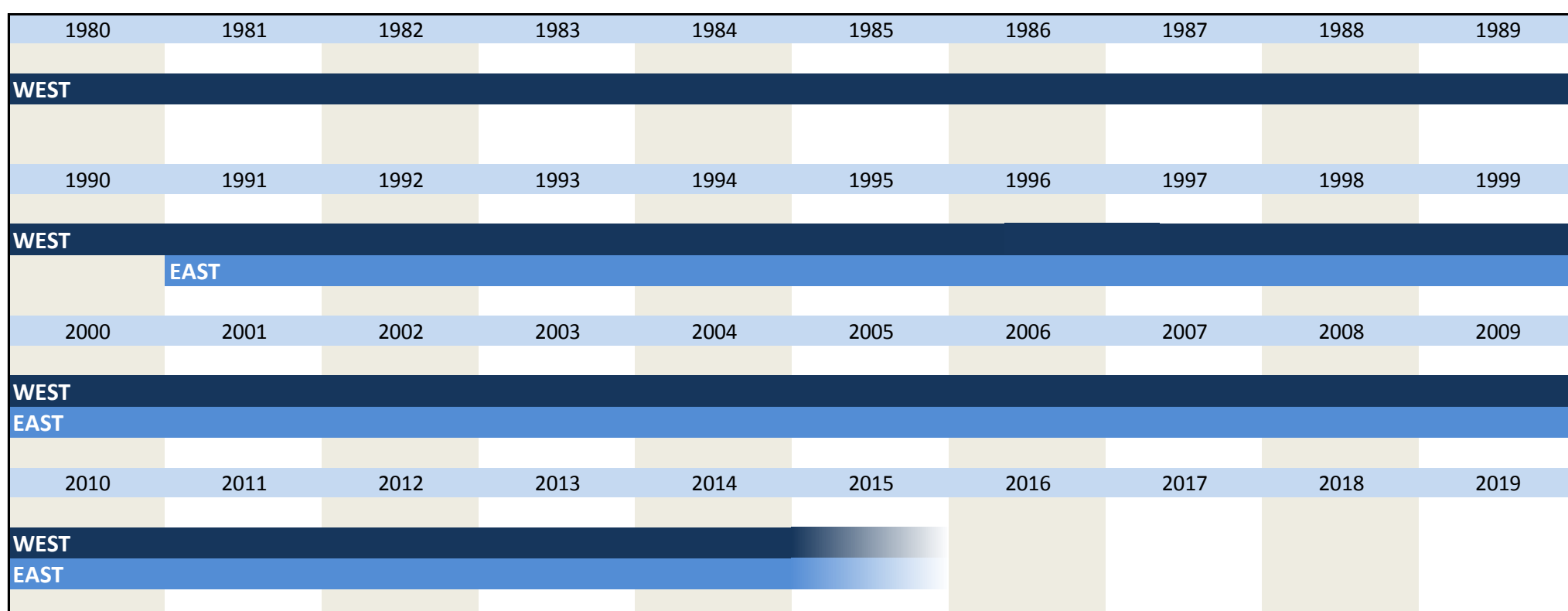
No.	Name	Label	Survey period	Survey frequency																																																																																																																																												
3.19)	stwork	short-time work	West 01/1980 to 10/2001 East 01/1991 to 12/2000 East 01/2001 to 10/2001 East and West since 01/2002	Jan, Apr, Jul, Oct monthly survey Jan, Apr, Jul, Oct Mrch, Jun, Sep, Dec																																																																																																																																												
Wording of question																																																																																																																																																
<p>01/1991 to 10/2001</p> <p>No questionnaires for the East available</p> <p>since 01/1980</p> <p>We currently have short-time work</p> <p><input type="checkbox"/> yes [1] <input type="checkbox"/> no [2]</p>				<p>Further information</p> <p>Short-time work</p>																																																																																																																																												
Time span of variable																																																																																																																																																
<table border="1"> <thead> <tr> <th>1980</th><th>1981</th><th>1982</th><th>1983</th><th>1984</th><th>1985</th><th>1986</th><th>1987</th><th>1988</th><th>1989</th> </tr> </thead> <tbody> <tr><td>WEST</td><td></td><td></td><td></td><td></td><td></td><td></td><td></td><td></td><td></td></tr> <tr><td></td><td></td><td></td><td></td><td></td><td></td><td></td><td></td><td></td><td></td></tr> <tr><td>1990</td><td>1991</td><td>1992</td><td>1993</td><td>1994</td><td>1995</td><td>1996</td><td>1997</td><td>1998</td><td>1999</td></tr> <tr><td>WEST</td><td></td><td></td><td></td><td></td><td></td><td></td><td></td><td></td><td></td></tr> <tr><td></td><td>EAST</td><td></td><td></td><td></td><td></td><td></td><td></td><td></td><td></td></tr> <tr><td></td><td></td><td></td><td></td><td></td><td></td><td></td><td></td><td></td><td></td></tr> <tr><td>2000</td><td>2001</td><td>2002</td><td>2003</td><td>2004</td><td>2005</td><td>2006</td><td>2007</td><td>2008</td><td>2009</td></tr> <tr><td>WEST</td><td></td><td></td><td></td><td></td><td></td><td></td><td></td><td></td><td></td></tr> <tr><td>EAST</td><td></td><td></td><td></td><td></td><td></td><td></td><td></td><td></td><td></td></tr> <tr><td></td><td></td><td></td><td></td><td></td><td></td><td></td><td></td><td></td><td></td></tr> <tr><td>2010</td><td>2011</td><td>2012</td><td>2013</td><td>2014</td><td>2015</td><td>2016</td><td>2017</td><td>2018</td><td>2019</td></tr> <tr><td>WEST</td><td></td><td></td><td></td><td></td><td></td><td></td><td></td><td></td><td></td></tr> <tr><td>EAST</td><td></td><td></td><td></td><td></td><td></td><td></td><td></td><td></td><td></td></tr> </tbody> </table>					1980	1981	1982	1983	1984	1985	1986	1987	1988	1989	WEST																				1990	1991	1992	1993	1994	1995	1996	1997	1998	1999	WEST											EAST																			2000	2001	2002	2003	2004	2005	2006	2007	2008	2009	WEST										EAST																				2010	2011	2012	2013	2014	2015	2016	2017	2018	2019	WEST										EAST									
1980	1981	1982	1983	1984	1985	1986	1987	1988	1989																																																																																																																																							
WEST																																																																																																																																																
1990	1991	1992	1993	1994	1995	1996	1997	1998	1999																																																																																																																																							
WEST																																																																																																																																																
	EAST																																																																																																																																															
2000	2001	2002	2003	2004	2005	2006	2007	2008	2009																																																																																																																																							
WEST																																																																																																																																																
EAST																																																																																																																																																
2010	2011	2012	2013	2014	2015	2016	2017	2018	2019																																																																																																																																							
WEST																																																																																																																																																
EAST																																																																																																																																																

No.	Name	Label	Survey period	Survey frequency																																																																																																																																												
3.20)	stworkexp	expected short-time work	West 01/1980 to 10/2001 East 01/1991 to 12/2000 East 01/2001 to 10/2001 East and West since 01/2002	Jan, Apr, Jul, Oct monthly survey Jan, Apr, Jul, Oct Mrch, Jun, Sep, Dec																																																																																																																																												
Wording of question																																																																																																																																																
<p>01/1991 to 10/2001</p> <p>No questionnaires for the East available</p> <p>01/1980 to 10/2001</p> <p>During the next 3 months we will expectedly work short-time</p> <p><input type="checkbox"/> yes [1] <input type="checkbox"/> no [2]</p> <p>since 03/2002</p> <p>During the next 3 months we will expectedly work short-time</p> <p><input type="checkbox"/> yes [1] <input type="checkbox"/> no [2]</p>				<p>Further information</p> <p>Expected short-time work</p>																																																																																																																																												
Time span of variable																																																																																																																																																
<table border="1"> <thead> <tr> <th>1980</th><th>1981</th><th>1982</th><th>1983</th><th>1984</th><th>1985</th><th>1986</th><th>1987</th><th>1988</th><th>1989</th> </tr> </thead> <tbody> <tr><td>WEST</td><td></td><td></td><td></td><td></td><td></td><td></td><td></td><td></td><td></td></tr> <tr><td></td><td></td><td></td><td></td><td></td><td></td><td></td><td></td><td></td><td></td></tr> <tr><td>1990</td><td>1991</td><td>1992</td><td>1993</td><td>1994</td><td>1995</td><td>1996</td><td>1997</td><td>1998</td><td>1999</td></tr> <tr><td>WEST</td><td></td><td></td><td></td><td></td><td></td><td></td><td></td><td></td><td></td></tr> <tr><td></td><td>EAST</td><td></td><td></td><td></td><td></td><td></td><td></td><td></td><td></td></tr> <tr><td></td><td></td><td></td><td></td><td></td><td></td><td></td><td></td><td></td><td></td></tr> <tr><td>2000</td><td>2001</td><td>2002</td><td>2003</td><td>2004</td><td>2005</td><td>2006</td><td>2007</td><td>2008</td><td>2009</td></tr> <tr><td>WEST</td><td></td><td></td><td></td><td></td><td></td><td></td><td></td><td></td><td></td></tr> <tr><td>EAST</td><td></td><td></td><td></td><td></td><td></td><td></td><td></td><td></td><td></td></tr> <tr><td></td><td></td><td></td><td></td><td></td><td></td><td></td><td></td><td></td><td></td></tr> <tr><td>2010</td><td>2011</td><td>2012</td><td>2013</td><td>2014</td><td>2015</td><td>2016</td><td>2017</td><td>2018</td><td>2019</td></tr> <tr><td>WEST</td><td></td><td></td><td></td><td></td><td></td><td></td><td></td><td></td><td></td></tr> <tr><td>EAST</td><td></td><td></td><td></td><td></td><td></td><td></td><td></td><td></td><td></td></tr> </tbody> </table>					1980	1981	1982	1983	1984	1985	1986	1987	1988	1989	WEST																				1990	1991	1992	1993	1994	1995	1996	1997	1998	1999	WEST											EAST																			2000	2001	2002	2003	2004	2005	2006	2007	2008	2009	WEST										EAST																				2010	2011	2012	2013	2014	2015	2016	2017	2018	2019	WEST										EAST									
1980	1981	1982	1983	1984	1985	1986	1987	1988	1989																																																																																																																																							
WEST																																																																																																																																																
1990	1991	1992	1993	1994	1995	1996	1997	1998	1999																																																																																																																																							
WEST																																																																																																																																																
	EAST																																																																																																																																															
2000	2001	2002	2003	2004	2005	2006	2007	2008	2009																																																																																																																																							
WEST																																																																																																																																																
EAST																																																																																																																																																
2010	2011	2012	2013	2014	2015	2016	2017	2018	2019																																																																																																																																							
WEST																																																																																																																																																
EAST																																																																																																																																																

No.	Name	Label	Survey period	Survey frequency
3.21)	emplexp	expected employees	West 01/1980 to 04/1997 and since 07/1997 East since 01/1991	Jan, Apr, Jul, Oct* monthly survey monthly survey
Wording of question				
<p>01/1980 to 04/1997</p> <p>Employees (domestic companies only)</p> <p>During the next 3 months the number of employees assigned to the production of XY will be ... in cyclical regards - therefore by eliminating purely seasonal fluctuations</p> <p>increasing [1] <input type="checkbox"/> not changing [2] <input type="checkbox"/> decreasing [3] <input type="checkbox"/></p> <p>07/1997 to 11/2001</p> <p>Employees (domestic companies only)</p> <p>During the next 3 months the number of employees assigned to the production of XY will be</p>				<p>Further information</p> <p>Expected development of the number of total employees</p> <p>*10/1980 to 10/1993 the question for the West in October has the same structure as the question of the variable "empl". see 3.14)</p> <p>Standard question since 07/1997. see 2.14)</p>

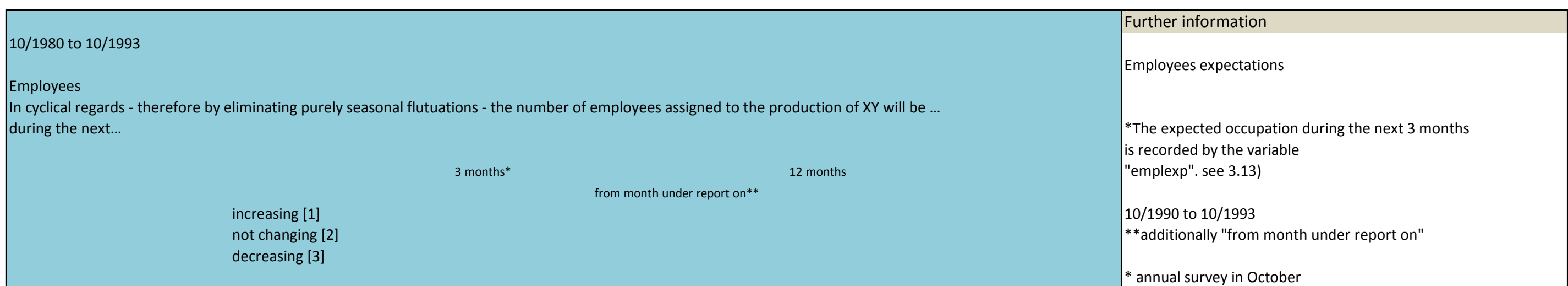


Time span of variable

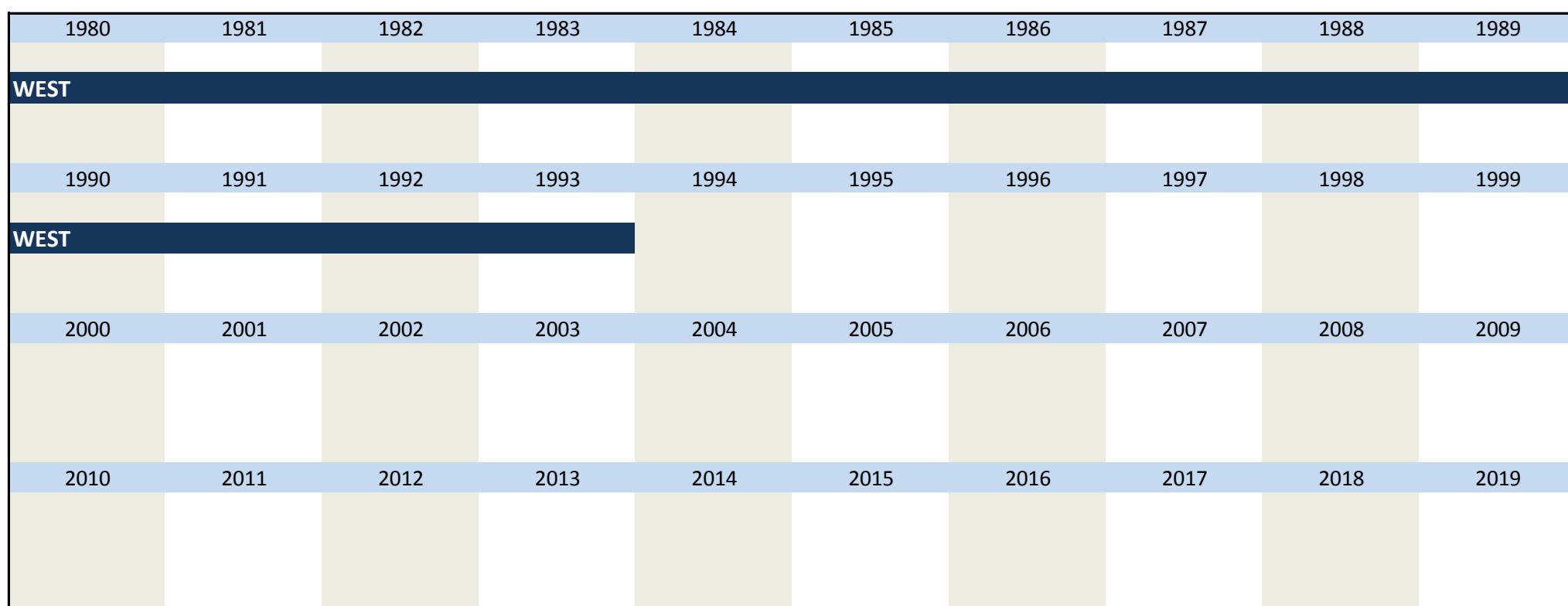


No.	Name	Label	Survey period	Survey frequency
3.22)	empl	employees 12 month	West 10/1980 to 10/1993	annual survey *

Wording of question

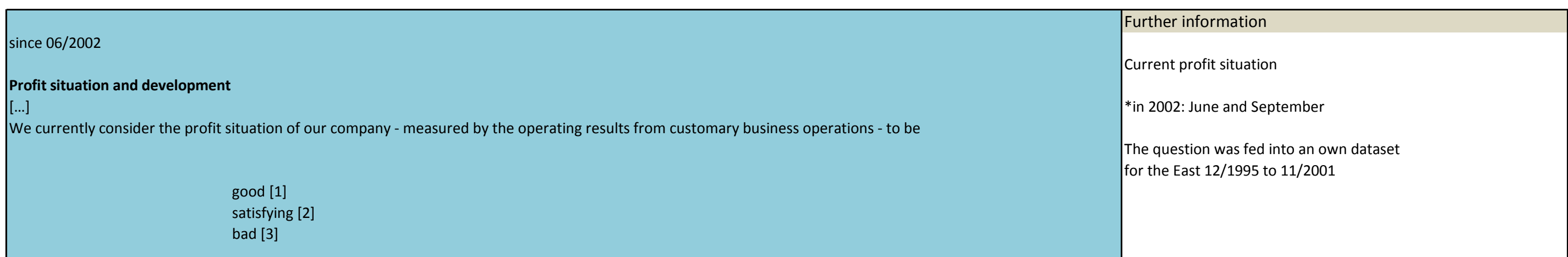


Time span of variable




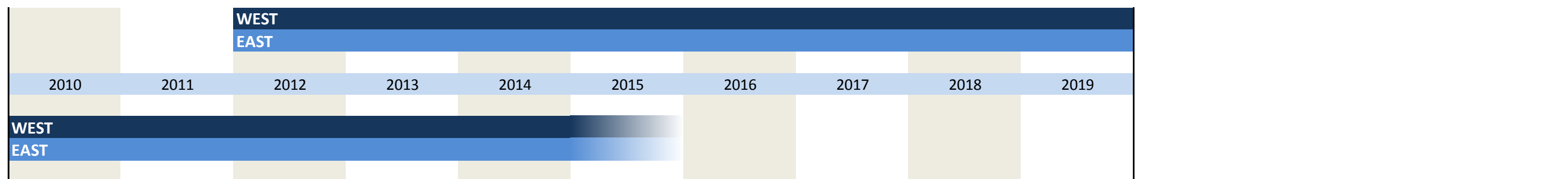
No.	Name	Label	Survey period	Survey frequency
3.23)	prof	profit situation	West since 06/2002* East since 06/2002*	May, Sep May, Sep

Wording of question



Time span of variable



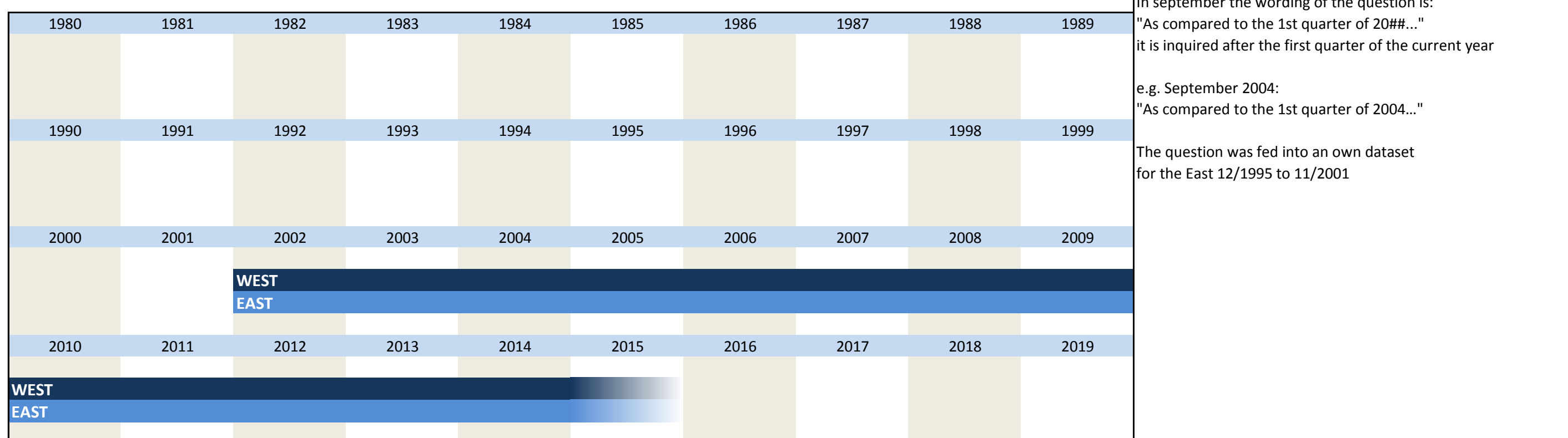


No.	Name	Label	Survey period	Survey frequency
3.24)	profch	change of profit situation	West since 06/2002* East since 06/2002*	May, Sep May, Sep

Wording of question

<p>since 06/2002</p> <p>Profit situation and development [...] As compared to fall 20## the profit situation of our company - measured by the operating results from customary business operations -</p> <p>improved [1] did not change [2] deteriorated [3]</p>	<p>Further information</p> <p>Change of profit situation compared to previous quarter</p> <p>*in 2002: June and September</p> <p>In May the wording of the question is: "As compared to fall 20##..." It is inquired after previous fall e.g. May 2003: "As compared to fall 2002..."</p> <p>In september the wording of the question is: "As compared to the 1st quarter of 20##..." it is inquired after the first quarter of the current year e.g. September 2004: "As compared to the 1st quarter of 2004..."</p> <p>The question was fed into an own dataset for the East 12/1995 to 11/2001</p>
---	--

Time span of variable

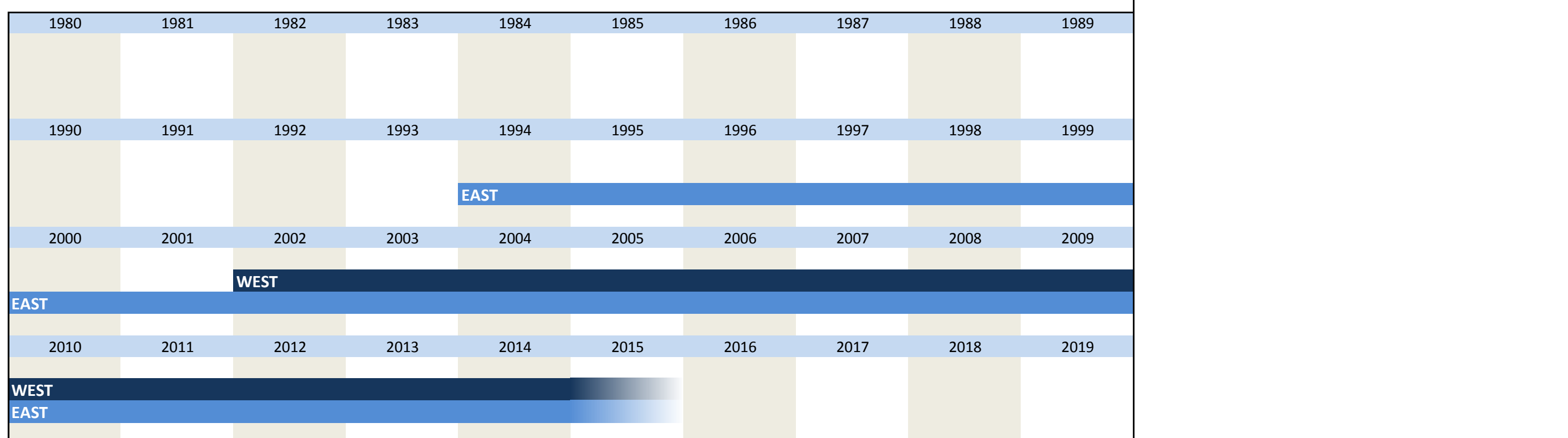


No.	Name	Label	Survey period	Survey frequency
3.25)	hcount	headcount	West since 03/2002 East since 09/1994*	Mrch, Jun, Sep, Dec Mrch, Jun, Sep, Dec

Wording of question

<p>09/1994 to 12/2001</p> <p>No questionnaires for the East available</p> <p>since 03/2002</p> <p>We consider our head count with respect to the expected sales development of XY during the next 12 months to be</p> <p>relatively high [1] <input type="text"/> (e.g. reduction of staff necessary)</p> <p>enough [2] <input type="text"/> (e.g. additional staff necessary)</p> <p>too low [3] <input type="text"/> (e.g. additional staff necessary)</p>	<p>Further information</p> <p>Development of the headcount</p> <p>* no inquiry in Dec 2001 but in Nov 2001</p>
---	---

Time span of variable



No.	Name	Label	Survey period	Survey frequency
3.26)	fest	feedstock	West 02/1980 to 05/1994	Feb, May, Aug, Nov

Wording of question

<p>since 02/1980</p> <p>Feedstock Our stock of the most important raw materials and pre-materials to produce XY is currently</p> <p>relatively high [1] normal [2] relatively low [3] stock-keeping not usual [4]</p>	<p>Further information</p> <p>feedstock</p> <p>Not inquired in November 1981</p>
--	---

Time span of variable									
1980	1981	1982	1983	1984	1985	1986	1987	1988	1989
WEST									
1990	1991	1992	1993	1994	1995	1996	1997	1998	1999
WEST									
2000	2001	2002	2003	2004	2005	2006	2007	2008	2009
2010	2011	2012	2013	2014	2015	2016	2017	2018	2019

No.	Name	Label	Survey period	Survey frequency
3.27)	proenl	enlargement of production	West 08/1981 to 02/1993	Feb, May, Aug, Nov

Wording of question

<p>since 08/1981</p> <p>Feedstock Our stock of the most important raw materials and pre-materials to produce XY is currently [...]</p> <p>if relatively high: We currently have a high stock because of</p> <p style="text-align: right;">enlargement of production [1] <input type="text"/></p>	<p>Further information</p> <p>enlargement of production</p> <p>**"currently" since 02/1988</p>
--	---

Time span of variable									
1980	1981	1982	1983	1984	1985	1986	1987	1988	1989
WEST									
1990	1991	1992	1993	1994	1995	1996	1997	1998	1999
WEST									
2000	2001	2002	2003	2004	2005	2006	2007	2008	2009
2010	2011	2012	2013	2014	2015	2016	2017	2018	2019

No.	Name	Label	Survey period	Survey frequency
3.28)	priceinc	increase in price	West 08/1981 to 02/1993	Feb, May, Aug, Nov

Wording of question

<p>since 08/1981</p> <p>Feedstock Our stock of the most important raw materials and pre-materials to produce XY is currently [...]</p> <p>if relatively high: We currently have a high stock because of</p> <p style="text-align: right;">expected increase in price [1] <input type="text"/></p>	<p>Further information</p> <p>Increase in price</p> <p>**"currently" since 02/1988</p> <p>Not inquired in November 1981</p>
---	--

Time span of variable									
1980	1981	1982	1983	1984	1985	1986	1987	1988	1989
WEST									
1990	1991	1992	1993	1994	1995	1996	1997	1998	1999
WEST									
2000	2001	2002	2003	2004	2005	2006	2007	2008	2009
2010	2011	2012	2013	2014	2015	2016	2017	2018	2019

No.	Name	Label	Survey period	Survey frequency
3.29)	fincolow	low costs of financing	West 05/1982 to 02/1993	Feb, May, Aug, Nov

Wording of question

<p>since 05/1982</p> <p>Feedstock Our stock of the most important raw materials and pre-materials to produce XY is currently</p>	<p>Further information</p> <p>low costs of financing</p>
---	---

[...]
if relatively high:
 We currently have a high stock because of

relatively low costs of financing [1]

**"currently" since 02/1988

Time span of variable

1980	1981	1982	1983	1984	1985	1986	1987	1988	1989
WEST									
1990	1991	1992	1993	1994	1995	1996	1997	1998	1999
WEST									
2000	2001	2002	2003	2004	2005	2006	2007	2008	2009
2010	2011	2012	2013	2014	2015	2016	2017	2018	2019

No.	Name	Label	Survey period	Survey frequency
3.30)	diffsup1	difficulties of supply	West 08/1981 to 02/1993	Feb, May, Aug, Nov

Wording of question

since 08/1981

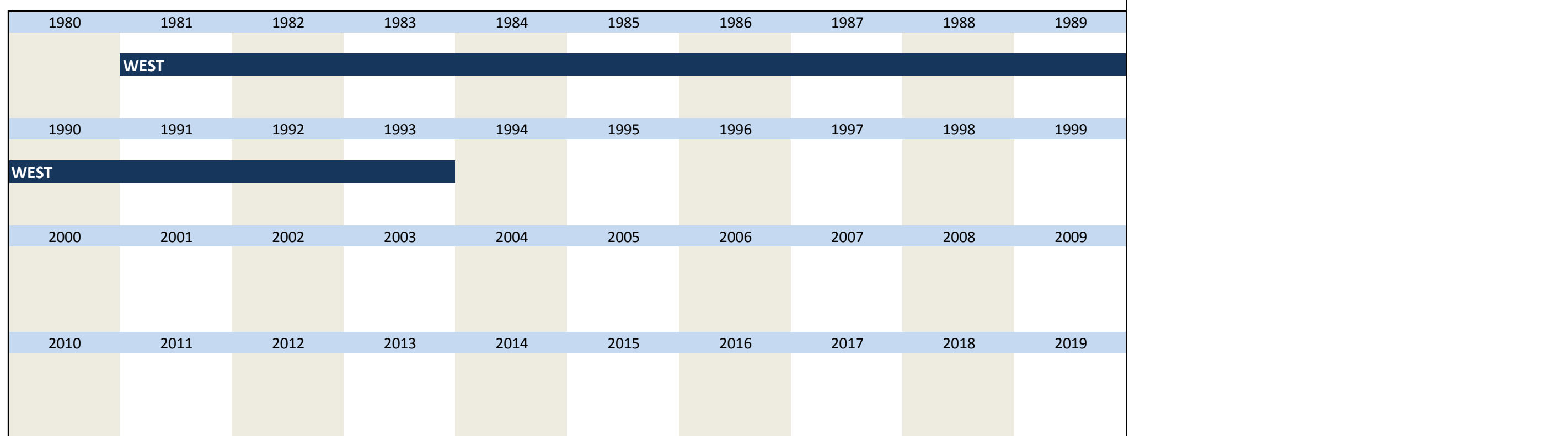
Feedstock
 Our stock of the most important raw materials and pre-materials to produce XY is currently [...]

if relatively high:
 We currently have a high stock because of

difficulties of supply [1]

Further information
 difficulties of supply
 **"currently" since 02/1988
 Not inquired in November 1981

Time span of variable



No.	Name	Label	Survey period	Survey frequency
3.31)	weaken	weakening	West 08/1981 to 02/1993	Feb, May, Aug, Nov

Wording of question

since 08/1981

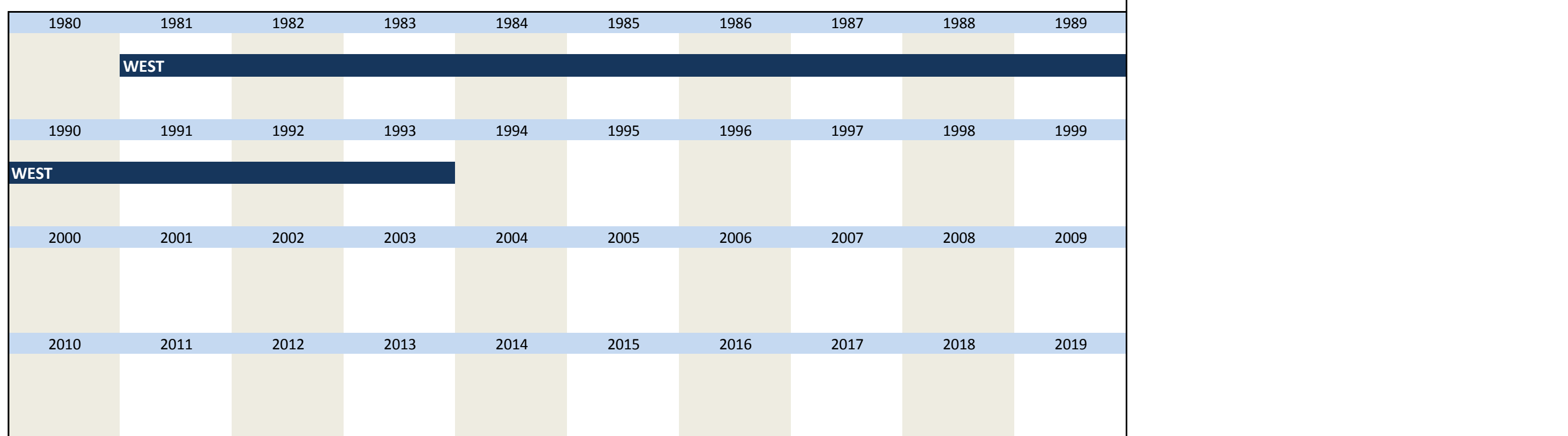
Feedstock
 Our stock of the most important raw materials and pre-materials to produce XY is currently [...]

if relatively high:
 We currently have a high stock because of

The feedstock increased due to a
 a weakening (in demand) [1]

Further information
 weakening
 **"currently" since 02/1988
 Not inquired in November 1981

Time span of variable



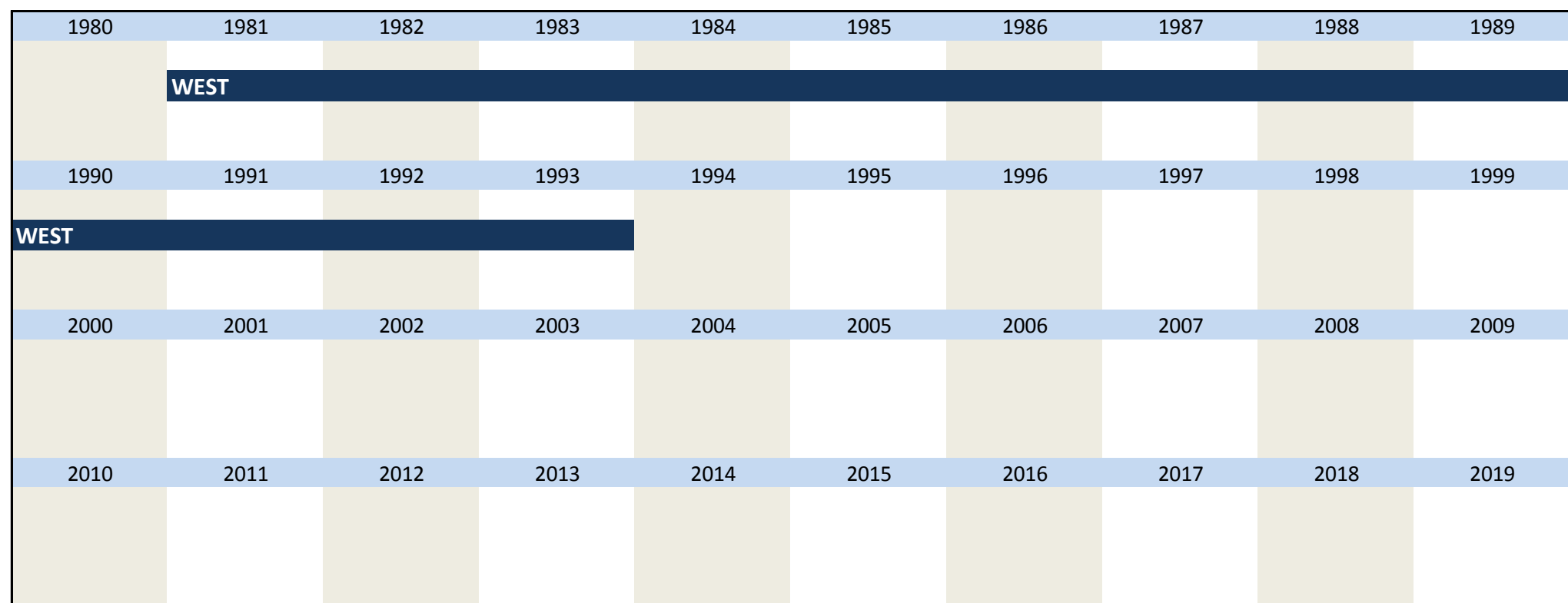
No.	Name	Label	Survey period	Survey frequency
-----	------	-------	---------------	------------------

3.32) **prored** reduction of production West 08/1981 to 02/1993 Feb, May, Aug, Nov

Wording of question

<p>since 08/1981</p> <p>Feedstock Our stock of the most important raw materials and pre-materials to produce XY is currently [...]</p> <p>if relatively low: We currently have a low stock on purpose because of</p> <p style="text-align: right;">reduction in production [1] <input type="text"/></p>	<p>Further information</p> <p>Reduction of production</p> <p>**"currently" since 02/1988</p> <p>Not inquired in November 1981</p>
---	--

Time span of variable



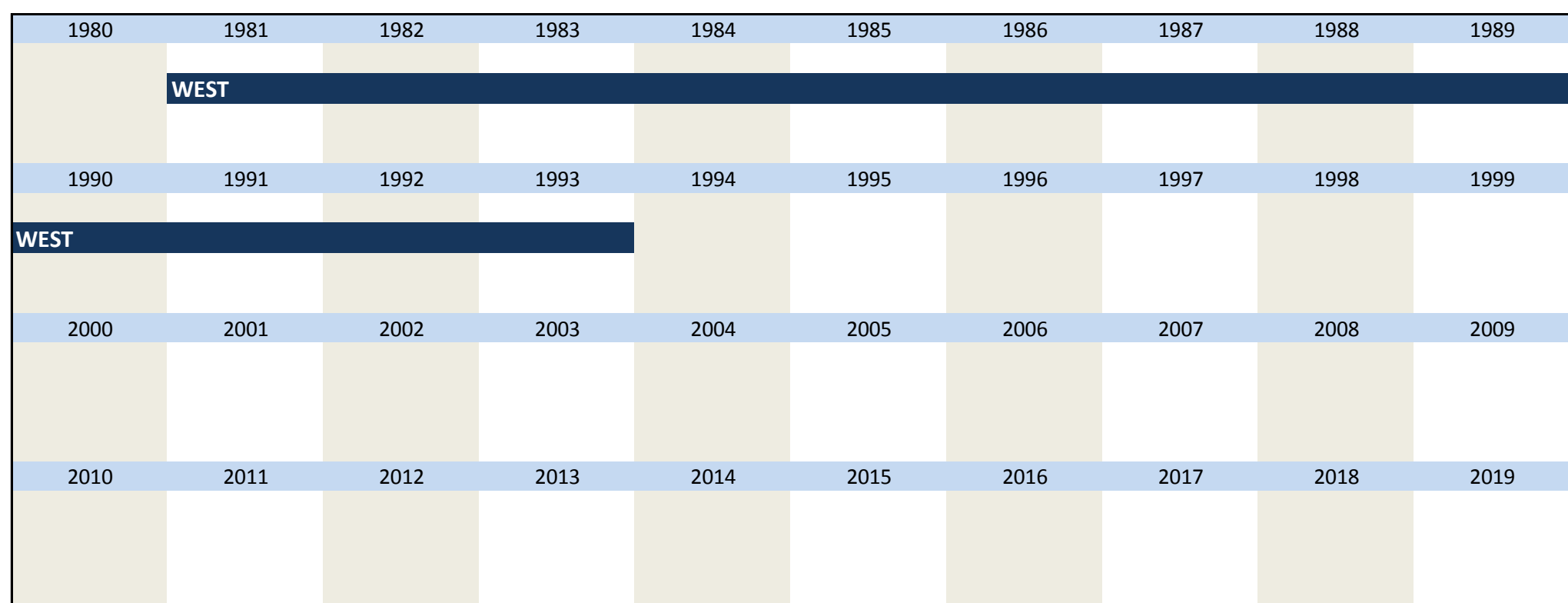
No.	Name	Label	Survey period	Survey frequency
-----	------	-------	---------------	------------------

3.33) **pricedec** price decrease West 08/1981 to 02/1993 Feb, May, Aug, Nov

Wording of question

<p>since 08/1981</p> <p>Feedstock Our stock of the most important raw materials and pre-materials to produce XY is currently [...]</p> <p>if relatively low: We currently have a low stock on purpose because of</p> <p style="text-align: right;">expected price decline [1] <input type="text"/></p>	<p>Further information</p> <p>price decrease</p> <p>**"currently" since 02/1988</p> <p>Not inquired in November 1981</p>
--	---

Time span of variable



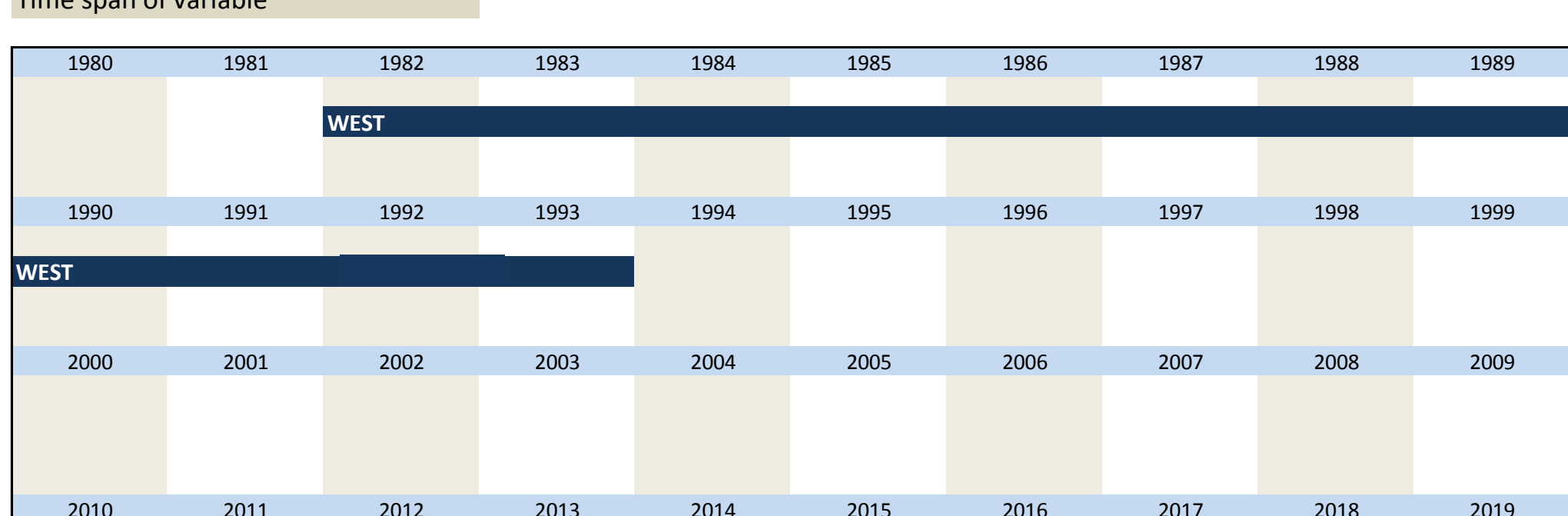
No.	Name	Label	Survey period	Survey frequency
-----	------	-------	---------------	------------------

3.34) **fincohi** high costs of financing West 05/1982 to 02/1993 Feb, May, Aug, Nov

Wording of question

<p>since 05/1982</p> <p>Feedstock Our stock of the most important raw materials and pre-materials to produce XY is currently [...]</p> <p>if relatively low: We currently have a low stock on purpose because of</p> <p style="text-align: right;">unusual high costs of financing [1] <input type="text"/></p>	<p>Further information</p> <p>high costs of financing</p> <p>**"currently" since 02/1988</p>
---	---

Time span of variable



--	--	--	--	--	--

No.	Name	Label	Survey period	Survey frequency
-----	------	-------	---------------	------------------

3.35)	diffsup2	difficulties of supply	West 08/1981 to 02/1993	Feb, May, Aug, Nov
-------	----------	------------------------	-------------------------	--------------------

Wording of question

<p>since 08/1981</p> <p>Feedstock Our stock of the most important raw materials and pre-materials to produce XY is currently [...] if relatively low: The feedstock became scarce due to</p> <p style="text-align: right;">difficulties of supply [1] <input type="text"/></p>	<p>Further information</p> <p>Difficulties of supply</p> <p>Not inquired in November 1981</p>
--	---

Time span of variable

1980	1981	1982	1983	1984	1985	1986	1987	1988	1989
WEST									
1990	1991	1992	1993	1994	1995	1996	1997	1998	1999
WEST									
2000	2001	2002	2003	2004	2005	2006	2007	2008	2009
2010	2011	2012	2013	2014	2015	2016	2017	2018	2019

No.	Name	Label	Survey period	Survey frequency
-----	------	-------	---------------	------------------

3.36)	strength	strengthening	West 08/1981 to 02/1993	Feb, May, Aug, Nov
-------	----------	---------------	-------------------------	--------------------

Wording of question

<p>since 08/1981</p> <p>Feedstock Our stock of the most important raw materials and pre-materials to produce XY is currently [...] if relatively low: The feedstock became scarce due to</p> <p style="text-align: right;">strengthened production [1] <input type="text"/></p>	<p>Further information</p> <p>strengthened production</p> <p>Not inquired in November 1981</p>
---	--

Time span of variable

1980	1981	1982	1983	1984	1985	1986	1987	1988	1989
WEST									
1990	1991	1992	1993	1994	1995	1996	1997	1998	1999
WEST									
2000	2001	2002	2003	2004	2005	2006	2007	2008	2009
2010	2011	2012	2013	2014	2015	2016	2017	2018	2019

No.	Name	Label	Survey period	Survey frequency
-----	------	-------	---------------	------------------

3.37)	festwe	feedstock in weeks	West 02/1980 - 11/2014 East 02/2001 - 11/2014	Feb, May, Aug, Nov Feb, May, Aug, Nov
-------	--------	--------------------	--	--

Wording of question

<p>02/2001 to 11/2001</p> <p>No questionnaires for the East available</p> <p>02/1980 to 08/1981</p> <p>Feedstock Our feedstock is currently sufficient for</p> <p style="text-align: center;">less than 0,5 0,5 1 2 3 4 5 6 more than 6, in fact</p> <p>weeks of production (measured by the current extent of production)</p> <p>11/1981 to 02/1994</p> <p>Feedstock Our stock of the raw materials and pre-materials most important to us are currently sufficient for</p>	<p>Further information</p> <p>Feedstock in weeks</p> <p>meaning in dataset: "no feedstock" = 0 weeks "less than 1/2" = 0,3 weeks "more than 6, in fact", but just ticked = 8 weeks</p>
--	--

no feedstock | than 0,5 | less | 0,5 | 1 | 2 | 3 | 4 | 5 | 6 | more than 6, in fact

weeks of production (measured by the current extent of production)

05/1994

Feedstock
Our stock of the most important raw materials and pre-materials to produce XY is currently [...] They are currently sufficient for

no feedstock | than 0,5 | less | 0,5 | 1 | 2 | 3 | 4 | 5 | 6 | more than 6, in fact

weeks of production (measured by the current extent of production)

08/1994 to 11/2001

Feedstock
Our stock of the raw materials and pre-materials most important to us for the production of XY are currently sufficient for

no feedstock | than 0,5 | less | 0,5 | 1 | 2 | 3 | 4 | 5 | 6 | more than 6, in fact

weeks of production (measured by the current extent of production)

since 02/2002

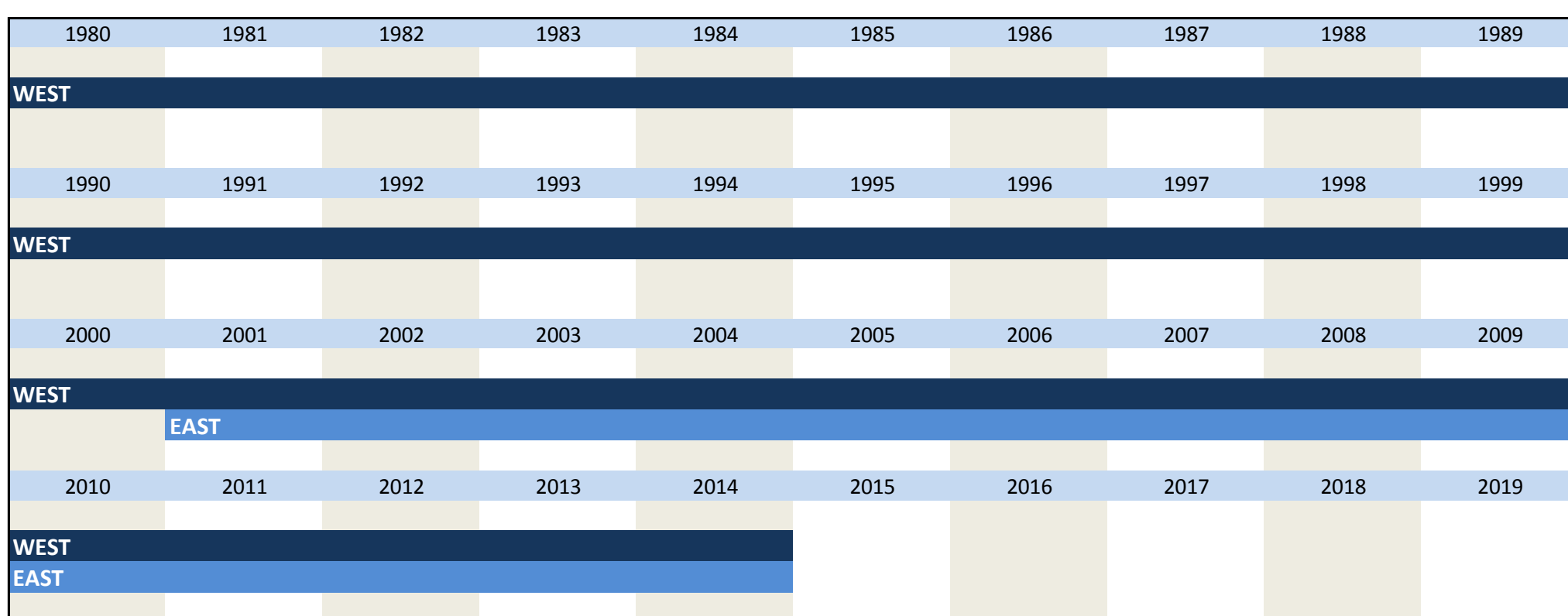
Feedstock
Our stock of the raw materials and pre-materials most important to us for the production of XY are currently sufficient for

no feedstock | than 0,5 | less | 0,5 | 1 | 2 | 3 | 4 | 5 | 6 | more than 6, in fact

Produktion von ... weeks**

**measured by the current extent of production

Time span of variable

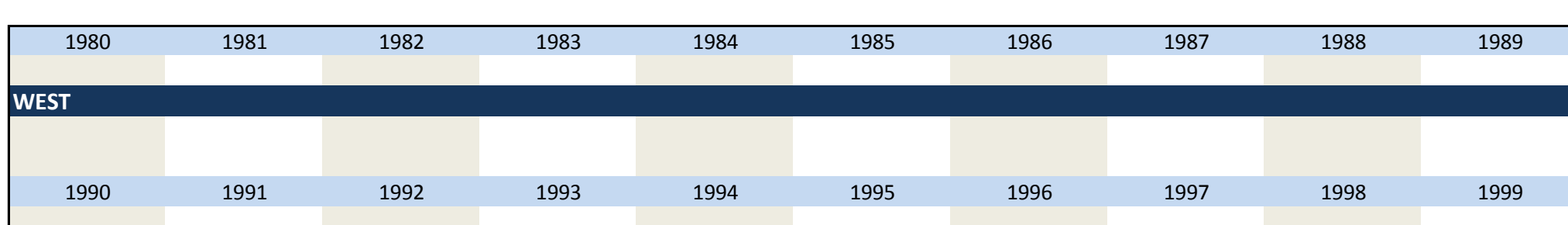


No.	Name	Label	Survey period	Survey frequency
3.38)	stinwe	stock of inventories in weeks	West since 02/1980 East since 02/2001	Feb, May, Aug, Nov Feb, May, Aug, Nov

Wording of question

02/2001 to 11/2001	Further information
No questionnaires for the East available	Stock of inventories in weeks in weeks
02/1980 to 08/1981	* 08/1980 "no stock of inventories" = 0 weeks "less than 1/2" = 0,3 weeks "more than 6, in fact", but just ticked = 8 weeks
Stock of inventories Our stock of unsold finished goods of XY currently equate to	
less than 0,5 0,5 1 2 3 4 5 6 more than 6, in fact	
weeks of production (measured by the current extent of production)	
11/1981 to 11/2001	
Stock of inventories Our stock of unsold finished goods of XY currently equate to	
no inventories than 0,5 less 0,5 1 2 3 4 5 6 more than 6, in fact	
weeks of production (measured by the current extent of production)	
since 02/2002	
Stock of inventories Our stock of unsold finished goods of XY currently equate to a	
no inventories than 0,5 less 0,5 1 2 3 4 5 6 more than 6, in fact	
production of ... weeks**	
**measured by the current extent of production	

Time span of variable



WEST									
2000	2001	2002	2003	2004	2005	2006	2007	2008	2009
WEST									
EAST									
2010	2011	2012	2013	2014	2015	2016	2017	2018	2019
WEST									
EAST									

No.	Name	Label	Survey period	Survey frequency
-----	------	-------	---------------	------------------

3.39)	empro2	employees in production	West 09/1980 to 10/2001 East 01/1991 to 06/2001 East and West since 11/2001	annual survey* monthly survey annual survey**
-------	--------	-------------------------	---	---

Wording of question

Survey period	Wording of question	Further information
01/1991 to 11/2001	No questionnaires for the East available	Employees in production for XY
09/1980	Number of employees (employees and workers, state September 1980) assigned to the production of XY about persons	* annual survey 1980: inquiry in September 1981 - 2000: inquiry in October 1994: no inquiry ** annual survey in November
10/1981 to 10/1997	Number of employees State: End of [month] [year]*** We occupy [...] persons in the whole company (domestic companies only). Thereof for the production of XY are assigned persons	Note West: The data is only inquired annually but appears in the datasets monthly. This is due to the fact, that every month the data of the annual survey is transferred manually. The data of the current survey is normally transferred 2-3 months after the survey Example: For November, December 2002 the variable empro2 contains the value of the survey from November 2001. Since January 2003 the variable empro2 contains the value of the survey from Nov 02
10/1998	Number of employees We occupy [...] persons in the whole company (domestic companies only). Thereof for the production of XY are assigned persons	***West 10/1995 to 10/1997 Month and year of the previous reporting interval Example 10/1995: "State: End of September 1995" East 01/1991 to 06/2000 "State: End of month under reports"
since 10/1999	Number of employees We occupy [...] persons in the whole company (domestic companies only). Thereof for the production of XY are assigned persons (possibly estimations by share of revenue)	

Time span of variable

1980	1981	1982	1983	1984	1985	1986	1987	1988	1989
WEST									
1990	1991	1992	1993	1994	1995	1996	1997	1998	1999
WEST									
EAST									
2000	2001	2002	2003	2004	2005	2006	2007	2008	2009
WEST									
EAST									
2010	2011	2012	2013	2014	2015	2016	2017	2018	2019
WEST									
EAST									

No.	Name	Label	Survey period	Survey frequency
-----	------	-------	---------------	------------------

3.40)	emplinc	increase of employees in %	East 01/1991 to 12/2000	monthly survey
-------	---------	----------------------------	-------------------------	----------------

Wording of question

Survey period	Wording of question	Further information
01/1991 to 12/2000	There are no questionnaires for the East available. The following wording is taken from previous lists of variables	Increase of employees for the production of XY in %
01/1991 to 12/2000	During the next 3 months the number of employees assigned to the production of XY will [...] in cyclical regards - therefore by eliminating purely seasonal fluctuations increase by about%	

Time span of variable

1980	1981	1982	1983	1984	1985	1986	1987	1988	1989
1990	1991	1992	1993	1994	1995	1996	1997	1998	1999
EAST									
2000	2001	2002	2003	2004	2005	2006	2007	2008	2009

EAST									
2010	2011	2012	2013	2014	2015	2016	2017	2018	2019

No.	Name	Label	Survey period	Survey frequency
-----	------	-------	---------------	------------------

3.41)	empldec	decrease of employees in %	East 01/1991 to 12/2000	monthly survey
-------	---------	----------------------------	-------------------------	----------------

Wording of question

01/1991 to 12/2000	Further information
There are no questionnaires for the East available. The following wording is taken from previous lists of variables	Decrease of employees for the production in %
01/1991 to 12/2000	
During the next 3 months the number of employees assigned to the production of XY will [...] in cyclical regards - therefore by eliminating purely seasonal fluctuations	
decrease by about%	

Time span of variable

1980	1981	1982	1983	1984	1985	1986	1987	1988	1989
1990	1991	1992	1993	1994	1995	1996	1997	1998	1999

No.	Name	Label	Survey period	Survey frequency
-----	------	-------	---------------	------------------

3.42)	compos1	national competitive position	East and West 08/1994 to 11/2001 East and West since 01/2002	Feb, May, Aug, Nov Jan, Apr, Jul, Oct
-------	---------	-------------------------------	---	--

Wording of question

08/1994 to 11/2001	Further information
No questionnaires for the East available	National competitive position
08/1994 to 05/2001 and	
During the last 3 months our competitive position for XY on the domestic market	
improved [1] has not changed [2] declined [3]	
since 08/2001	
During the last 3 months our competitive position for XY on the domestic market [...] compared to the 3 prior months.	
improved [1] has not changed [2] declined [3]	

Time span of variable

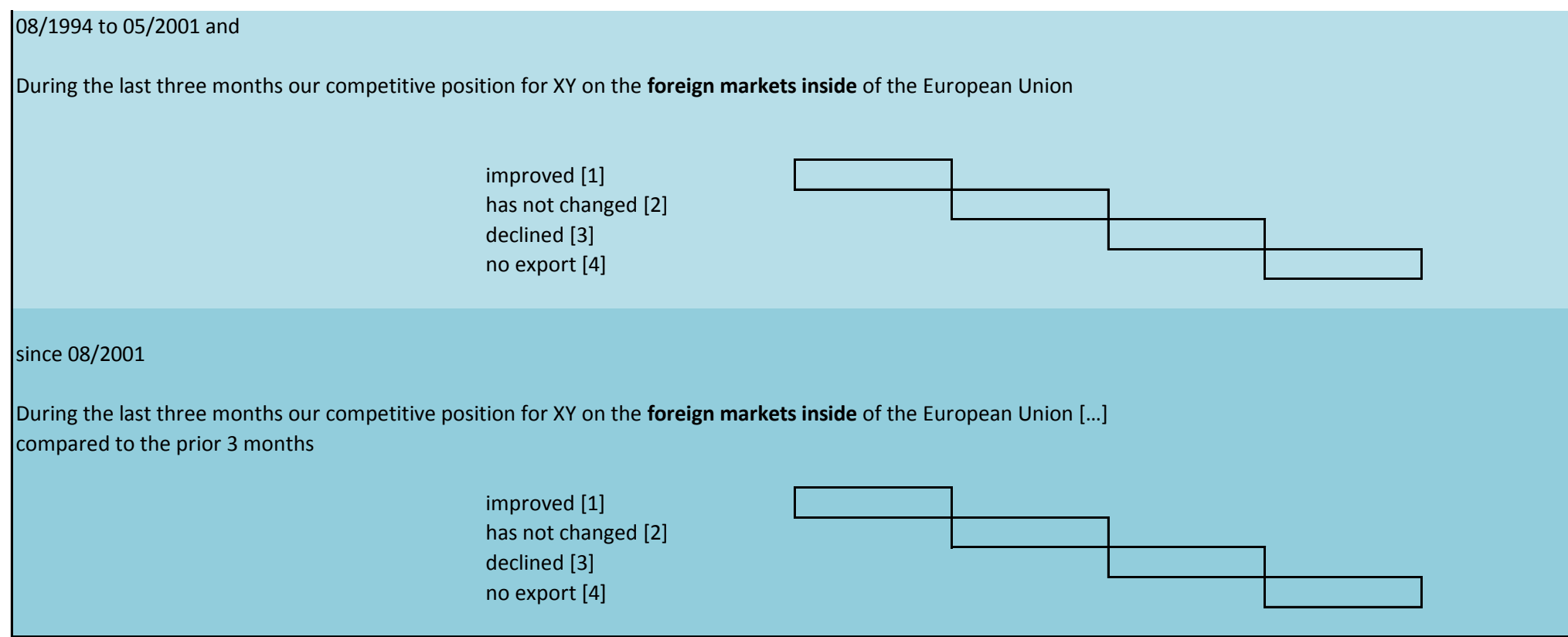
1980	1981	1982	1983	1984	1985	1986	1987	1988	1989
1990	1991	1992	1993	1994	1995	1996	1997	1998	1999

No.	Name	Label	Survey period	Survey frequency
-----	------	-------	---------------	------------------

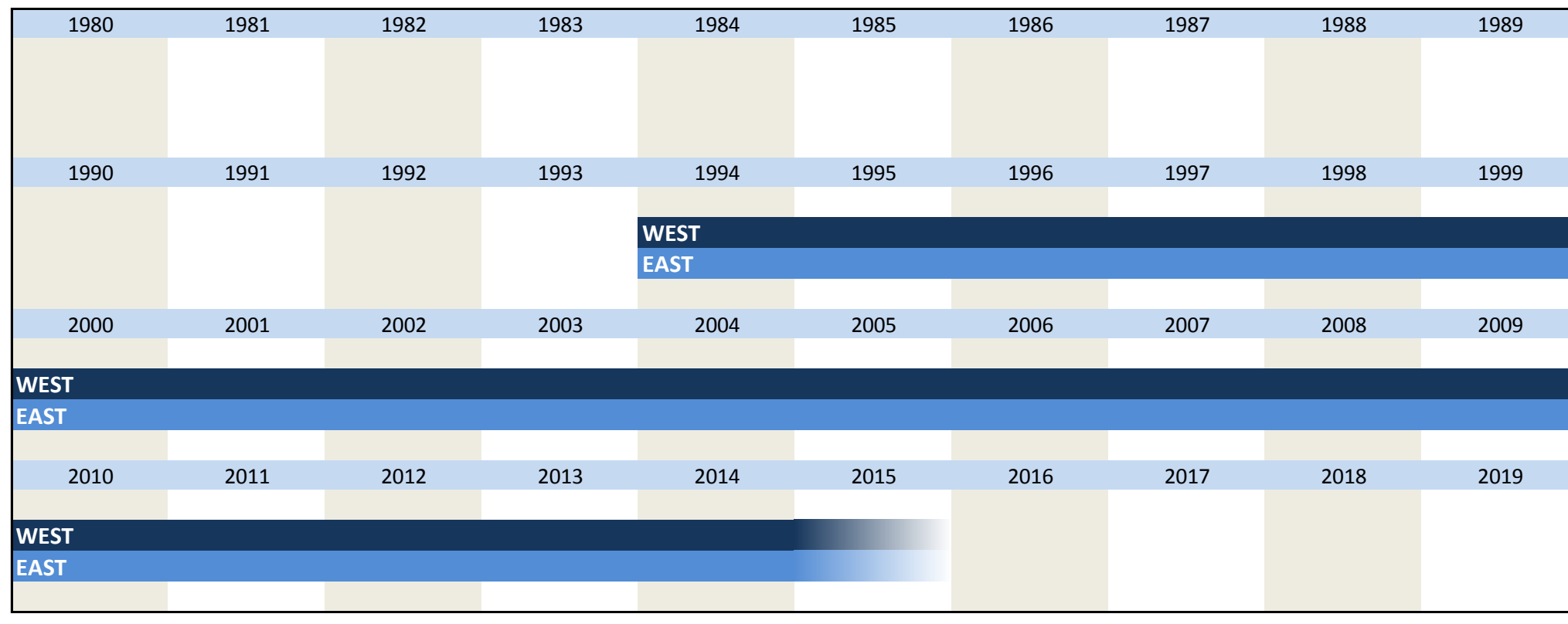
3.43)	compos2	EU competitive position	East and West 08/1994 to 11/2001 East and West since 01/2002	Feb, May, Aug, Nov Jan, Apr, Jul, Oct
-------	---------	-------------------------	---	--

Wording of question

08/1994 to 11/2001	Further information
No questionnaires for the East available	EU competitive position

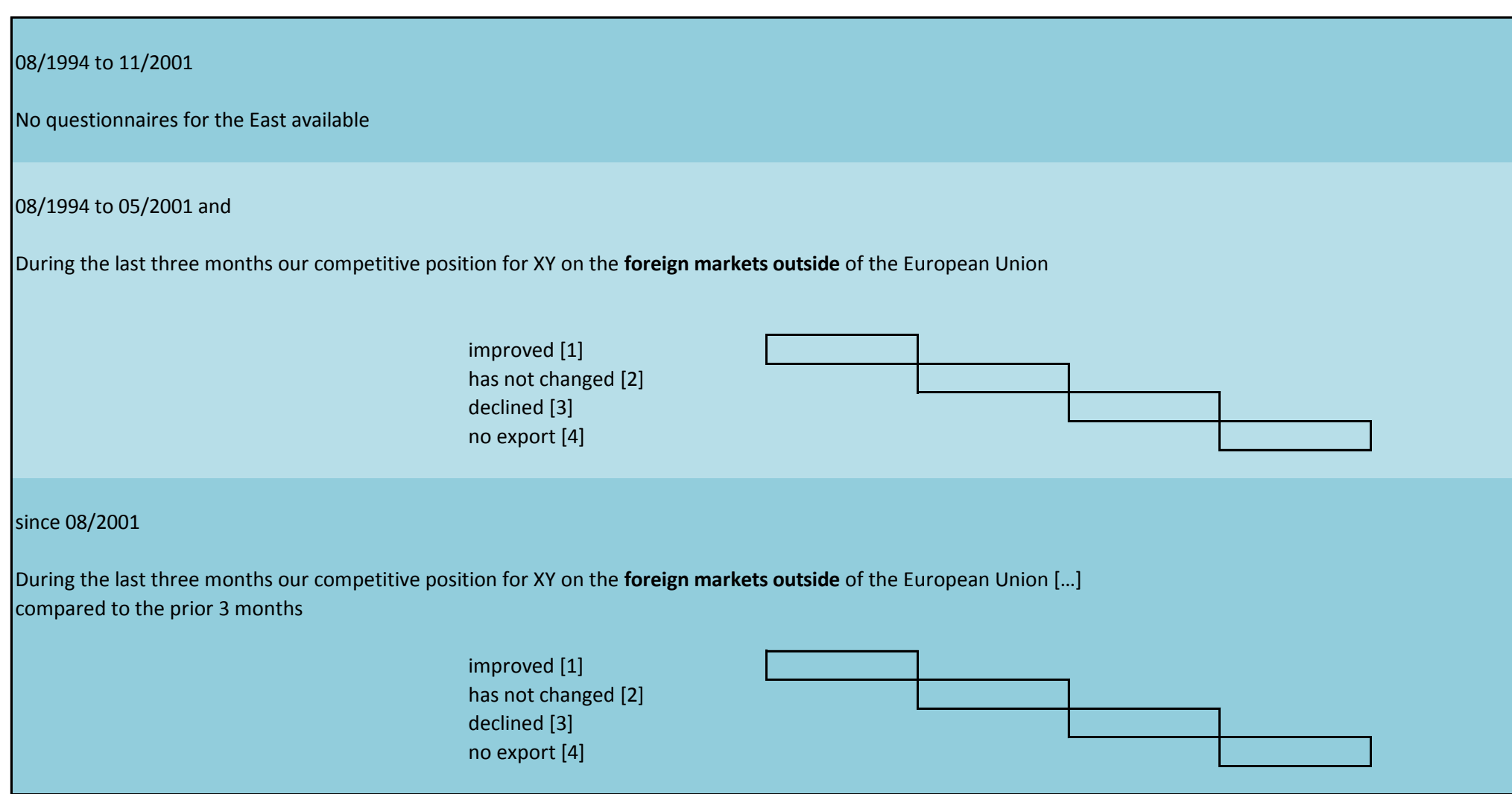


Time span of variable



No.	Name	Label	Survey period	Survey frequency
3.44)	compos3	competitive position abroad	East and West 08/1994 to 11/2001 East and West since 01/2002	Feb, May, Aug, Nov Jan, Apr, Jul, Oct

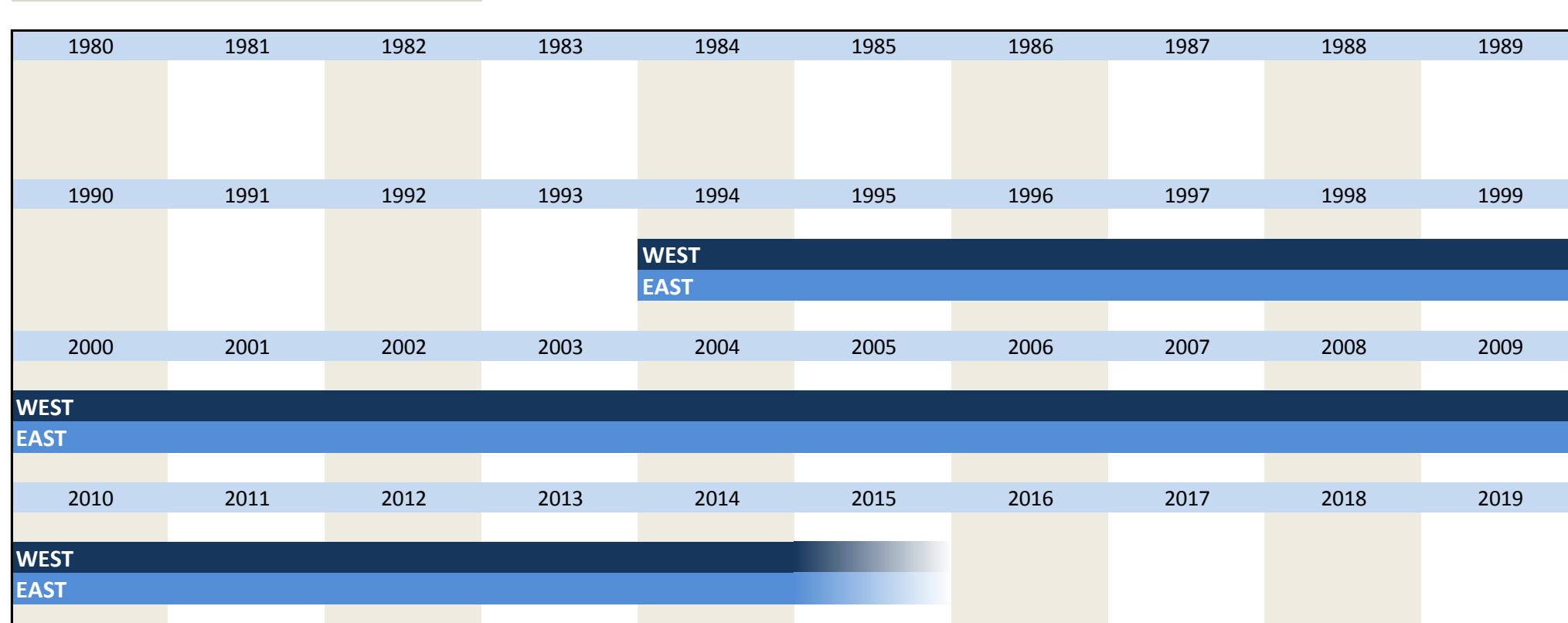
Wording of question



Further information

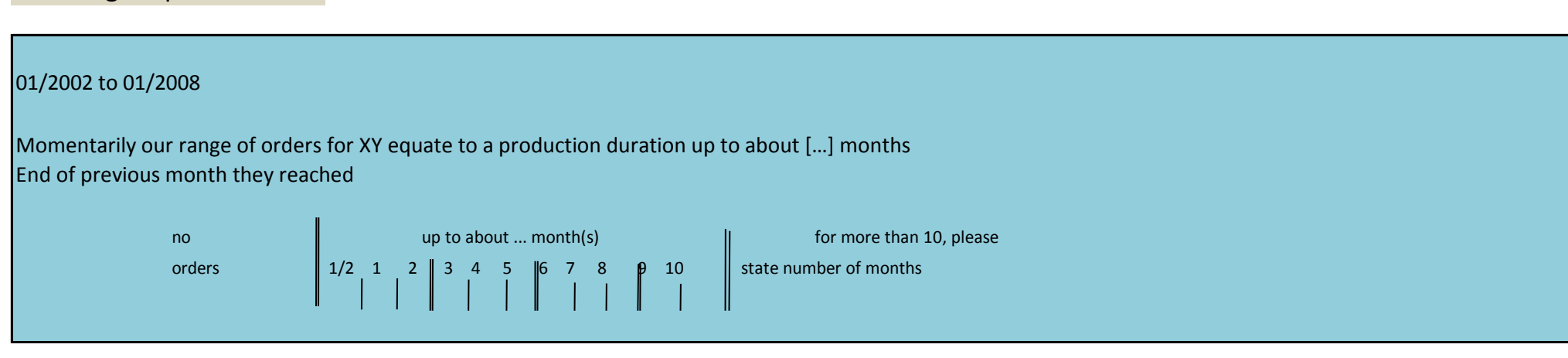
Competitive position abroad

Time span of variable



No.	Name	Label	Survey period	Survey frequency
3.45)	ranord2	range of orders in months (end of prev. month)	East and West 01/2002 to 01/2008	Jan, Apr, Jul, Oct

Wording of question



Further information

Range of orders in months (end of prev. Month)

Note
Because of the alignment of economic cycle surveys inside of the EU the wording of the questions was adapted to the survey periods of the countries. This caused that the questions regarding the range of orders would have been shifted by about one month. That is why the question regarding the range of orders was posed twice since the first quarter of 2002, with the distinction that it is inquired after the running month (ranord) and the

Time span of variable

3.48) credit credit allocation

West 06/2003 to 08/2008
and since 11/2008

Mrch, Aug
monthly survey


East 06/2003 to 08/2008
and since 11/2008

Mrch, Aug
monthly survey

Wording of question

<p>since 07/2003</p> <p>How do you evaluate the current willingness of banks to grant loans?</p> <p>accommodating [1] <input type="checkbox"/></p> <p>normal [2] <input type="checkbox"/></p> <p>reserved [3] <input type="checkbox"/></p>	<p>Further information</p> <p>Credit allocation</p> <p>2003: June, August</p> <p>Standard question since 11/2008. see 2.19)</p>
--	---

Time span of variable



No.	Name	Label	Survey period	Survey frequency
-----	------	-------	---------------	------------------

3.49) J1 Japan crisis q1

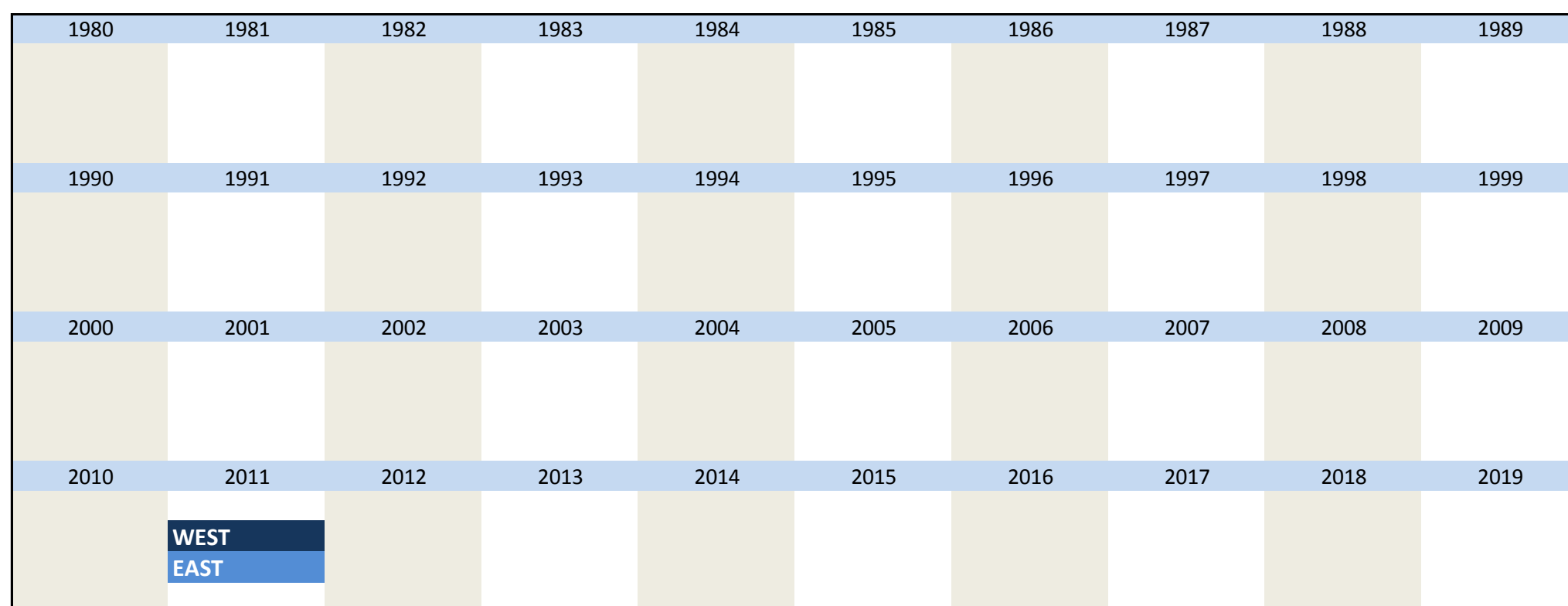
East and West 05/2011

once

Wording of question

<p>05/2011</p> <p>Are you currently directly or indirectly affected via other presuppliers by supply shortage resulting from the Japan crisis and/or will you be affected during the next 3 months?</p> <p>currently: <input type="checkbox"/> yes [1]</p> <p><input type="checkbox"/> no [2]</p>	<p>Further information</p> <p>Japan crisis question 1</p>
---	---

Time span of variable



No.	Name	Label	Survey period	Survey frequency
-----	------	-------	---------------	------------------

3.50) J2 Japan crisis q2

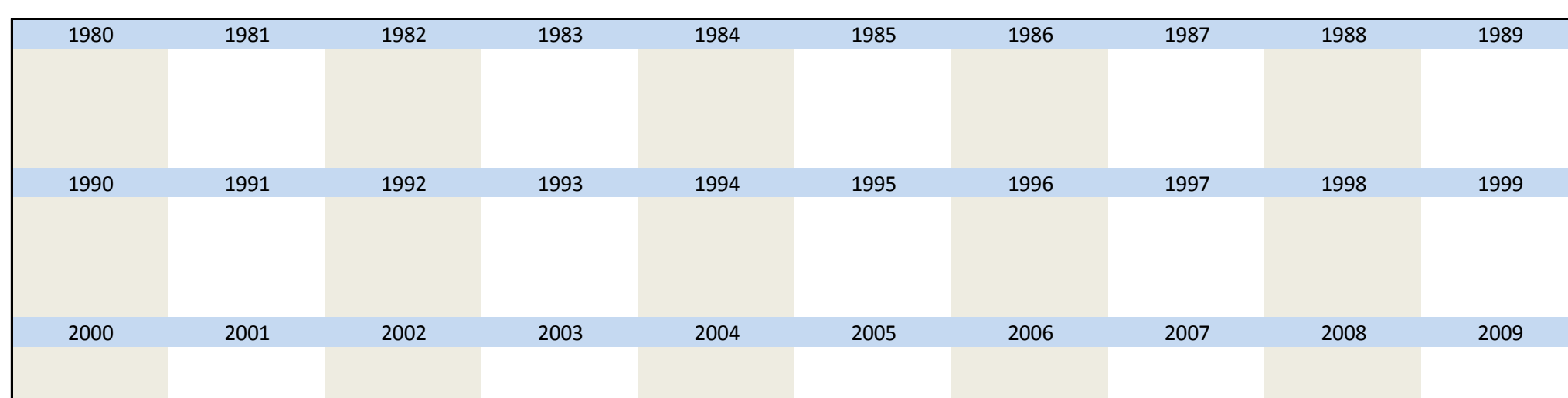
East and West 05/2011

once

Wording of question

<p>05/2011</p> <p>Are you currently directly or indirectly affected via other presuppliers by supply shortage resulting from the Japan crisis and/or will you be affected during the next 3 months?</p> <p>currently: If yes: (reference to question J1) Our methods: Other suppliers <input type="checkbox"/> yes [1]</p> <p><input type="checkbox"/> no [2]</p>	<p>Further information</p> <p>Japan crisis question 2</p>
---	---

Time span of variable



2010	2011	2012	2013	2014	2015	2016	2017	2018	2019
	WEST								
	EAST								

No.	Name	Label	Survey period	Survey frequency
-----	------	-------	---------------	------------------

3.51)	J3	Japan crisis q3	East and West 05/2011	once
-------	----	-----------------	-----------------------	------

Wording of question

05/2011	Further information
Are you currently directly or indirectly affected via other presuppliers by supply shortage resulting from the Japan crisis and/or will you be affected during the next 3 months?	Japan crisis question 3
currently: If yes: (reference to question J1) Our methods: reduction of production	
<input type="checkbox"/> yes [1]	
<input type="checkbox"/> no [2]	

Time span of variable

1980	1981	1982	1983	1984	1985	1986	1987	1988	1989
1990	1991	1992	1993	1994	1995	1996	1997	1998	1999
2000	2001	2002	2003	2004	2005	2006	2007	2008	2009
2010	2011	2012	2013	2014	2015	2016	2017	2018	2019
	WEST								
	EAST								

No.	Name	Label	Survey period	Survey frequency
-----	------	-------	---------------	------------------

3.52)	J4	Japan crisis q4	East and West 05/2011	once
-------	----	-----------------	-----------------------	------

Wording of question

05/2011	Further information
Are you currently directly or indirectly affected via other presuppliers by supply shortage resulting from the Japan crisis and/or will you be affected during the next 3 months?	Japan crisis question 4
During the next 3 months:	
<input type="checkbox"/> yes [1]	
<input type="checkbox"/> no [2]	

Time span of variable

1980	1981	1982	1983	1984	1985	1986	1987	1988	1989
1990	1991	1992	1993	1994	1995	1996	1997	1998	1999
2000	2001	2002	2003	2004	2005	2006	2007	2008	2009
2010	2011	2012	2013	2014	2015	2016	2017	2018	2019
	WEST								
	EAST								

No.	Name	Label	Survey period	Survey frequency
-----	------	-------	---------------	------------------

3.53)	J5	Japan crisis q5	East and West 05/2011	once
-------	----	-----------------	-----------------------	------

Wording of question

05/2011	Further information
Are you currently directly or indirectly affected via other presuppliers by supply shortage resulting from the Japan crisis and/or will you be affected during the next 3 months?	Japan crisis question 5
During the next 3 months: If yes: (reference to question J1) Our methods: other suppliers	
<input type="checkbox"/> yes [1]	
<input type="checkbox"/> no [2]	

Time span of variable

1980	1981	1982	1983	1984	1985	1986	1987	1988	1989
------	------	------	------	------	------	------	------	------	------

1990	1991	1992	1993	1994	1995	1996	1997	1998	1999
2000	2001	2002	2003	2004	2005	2006	2007	2008	2009
2010	2011	2012	2013	2014	2015	2016	2017	2018	2019
	WEST								
	EAST								

No.	Name	Label	Survey period	Survey frequency
3.54)	J6	Japan crisis q6	East and West 05/2011	once

Wording of question

05/2011	Further information
Are you currently directly or indirectly affected via other presuppliers by supply shortage resulting from the Japan crisis and/or will you be affected during the next 3 months?	Japan crisis question 6
During the next 3 months: If yes: (reference to question J1) Our methods: reduction of production	
<input type="text"/> yes [1]	
<input type="text"/> no [2]	

Time span of variable

1980	1981	1982	1983	1984	1985	1986	1987	1988	1989
1990	1991	1992	1993	1994	1995	1996	1997	1998	1999
2000	2001	2002	2003	2004	2005	2006	2007	2008	2009
2010	2011	2012	2013	2014	2015	2016	2017	2018	2019
	WEST								
	EAST								

No.	Name	Label	Survey period	Survey frequency
3.55)	fairxh	exhibitor at an international specialized fair	East and West since 06/2012	irregularly

Wording of question

06/2012	Further information
Is your company represented as an exhibitor at an international specialized fair?	Exhibitor at an international specialized fair
yes [1] <input type="text"/>	
no [2] <input type="text"/>	
	In June 2014 the question was posed online only and therefore does not appear in the print based questionnaires

Time span of variable

1980	1981	1982	1983	1984	1985	1986	1987	1988	1989
1990	1991	1992	1993	1994	1995	1996	1997	1998	1999
2000	2001	2002	2003	2004	2005	2006	2007	2008	2009
2010	2011	2012	2013	2014	2015	2016	2017	2018	2019
		WEST							
		EAST							

No.	Name	Label	Survey period	Survey frequency
3.56)	fairxh_g	exhibitor at an international specialized fair in Germany	East and West since 06/2012	irregularly

Wording of question

06/2012	Further information
Is your company represented as an exhibitor at an international specialized fair?	Exhibitor at an international specialized fair in Germany
[...]	
If yes, international specialized fairs	
- in Germany [1] <input type="text"/>	
	In June 2014 the question was posed online only and therefore does not appear in the print based questionnaires

Time span of variable

1980	1981	1982	1983	1984	1985	1986	1987	1988	1989
1990	1991	1992	1993	1994	1995	1996	1997	1998	1999
2000	2001	2002	2003	2004	2005	2006	2007	2008	2009
2010	2011	2012	2013	2014	2015	2016	2017	2018	2019

No.	Name	Label	Survey period	Survey frequency
-----	------	-------	---------------	------------------

3.57)	fairxh_e	exhibitor at an international specialized fair in a foreign European country	East and West since 06/2012	irregularly
-------	----------	--	-----------------------------	-------------

Wording of question

06/2012	Further information
Is your company represented as an exhibitor at an international specialized fair? [...] If yes, international specialized fairs - in a foreign European country [1] <input type="text"/>	Exhibitor at an international specialized fair in a foreign European country In June 2014 the question was posed online only and therefore does not appear in the print based questionnaires

Time span of variable

1980	1981	1982	1983	1984	1985	1986	1987	1988	1989
1990	1991	1992	1993	1994	1995	1996	1997	1998	1999
2000	2001	2002	2003	2004	2005	2006	2007	2008	2009
2010	2011	2012	2013	2014	2015	2016	2017	2018	2019

No.	Name	Label	Survey period	Survey frequency
-----	------	-------	---------------	------------------

3.58)	fairxh_ne	exhibitor at an international specialized fair in a country outside Europe	East and West since 06/2012	irregularly
-------	-----------	--	-----------------------------	-------------

Wording of question

06/2012	Further information
Is your company represented as an exhibitor at an international specialized fair? [...] If yes, international specialized fairs - in a country outside of Europe [1] <input type="text"/>	Exhibitor at an international specialized fair in a country outside of Europe In June 2014 the question was posed online only and therefore does not appear in the print based questionnaires

Time span of variable

1980	1981	1982	1983	1984	1985	1986	1987	1988	1989
1990	1991	1992	1993	1994	1995	1996	1997	1998	1999
2000	2001	2002	2003	2004	2005	2006	2007	2008	2009
2010	2011	2012	2013	2014	2015	2016	2017	2018	2019

No.	Name	Label	Survey period	Survey frequency
-----	------	-------	---------------	------------------

3.59)	fairxhexp	exhibitor at an international specialized fair during next 2-3 years	East and West 06/2012	once
-------	-----------	--	-----------------------	------

Wording of question

06/2012	Further information
Will your company be represented as an exhibitor at an international specialized fair during the next 2-3 years? yes [1] <input type="text"/> no [2] <input type="text"/>	Exhibitor at an international specialized fair during the next 2-3 years

Time span of variable									
1980	1981	1982	1983	1984	1985	1986	1987	1988	1989
1990	1991	1992	1993	1994	1995	1996	1997	1998	1999
2000	2001	2002	2003	2004	2005	2006	2007	2008	2009
2010	2011	2012	2013	2014	2015	2016	2017	2018	2019
		WEST							
		EAST							

No.	Name	Label	Survey period	Survey frequency
-----	------	-------	---------------	------------------

3.60) fairxhexp_g exhibitor at an international specialized fair in Germany during next 2-3 years East and West 06/2012 once

Wording of question

06/2012	Further information
<p>Will your company be represented as an exhibitor at an international specialized fair during the next 2-3 years?</p> <p>[...]</p> <p>If yes, international specialized fairs</p> <p>- in Germany [1] <input type="text"/></p>	<p>Exhibitor at an international specialized fair in Germany during the next 2-3 years</p>

Time span of variable									
1980	1981	1982	1983	1984	1985	1986	1987	1988	1989
1990	1991	1992	1993	1994	1995	1996	1997	1998	1999
2000	2001	2002	2003	2004	2005	2006	2007	2008	2009
2010	2011	2012	2013	2014	2015	2016	2017	2018	2019
		WEST							
		EAST							

No.	Name	Label	Survey period	Survey frequency
-----	------	-------	---------------	------------------

3.61) fairxhexp_e exhibitor at an international specialized fair in a foreign European country during next 2-3 years East and West 06/2012 once

Wording of question

06/2012	Further information
<p>Will your company be represented as an exhibitor at an international specialized fair during the next 2-3 years?</p> <p>[...]</p> <p>If yes, international specialized fairs</p> <p>- in a foreign European country [1] <input type="text"/></p>	<p>Exhibitor at an international specialized fair in a foreign European country during the next 2-3 years</p>

Time span of variable									
1980	1981	1982	1983	1984	1985	1986	1987	1988	1989
1990	1991	1992	1993	1994	1995	1996	1997	1998	1999
2000	2001	2002	2003	2004	2005	2006	2007	2008	2009
2010	2011	2012	2013	2014	2015	2016	2017	2018	2019
		WEST							
		EAST							

No.	Name	Label	Survey period	Survey frequency
-----	------	-------	---------------	------------------

3.62) fairxhexp_ne exhibitor at an international specialized fair in a country outside Europe during next 2-3 years East and West 06/2012 once

Wording of question

06/2012	Further information
	<p>Exhibitor at an international specialized fair in a country outside of</p>

<p>Will your company be represented as an exhibitor at an international specialized fair during the next 2-3 years?</p> <p>[...]</p> <p>If yes, international specialized fairs</p> <p style="text-align: center;">- in a country outside of Europe [1] <input type="text"/></p>	Europe during the next 2--3 years																																								
<p>Time span of variable</p> <table border="1" style="width: 100%; text-align: center;"> <tr><td>1980</td><td>1981</td><td>1982</td><td>1983</td><td>1984</td><td>1985</td><td>1986</td><td>1987</td><td>1988</td><td>1989</td></tr> <tr><td>1990</td><td>1991</td><td>1992</td><td>1993</td><td>1994</td><td>1995</td><td>1996</td><td>1997</td><td>1998</td><td>1999</td></tr> <tr><td>2000</td><td>2001</td><td>2002</td><td>2003</td><td>2004</td><td>2005</td><td>2006</td><td>2007</td><td>2008</td><td>2009</td></tr> <tr><td>2010</td><td>2011</td><td>2012</td><td>2013</td><td>2014</td><td>2015</td><td>2016</td><td>2017</td><td>2018</td><td>2019</td></tr> </table> <div style="text-align: center; margin-top: 5px;"> WEST EAST </div>		1980	1981	1982	1983	1984	1985	1986	1987	1988	1989	1990	1991	1992	1993	1994	1995	1996	1997	1998	1999	2000	2001	2002	2003	2004	2005	2006	2007	2008	2009	2010	2011	2012	2013	2014	2015	2016	2017	2018	2019
1980	1981	1982	1983	1984	1985	1986	1987	1988	1989																																
1990	1991	1992	1993	1994	1995	1996	1997	1998	1999																																
2000	2001	2002	2003	2004	2005	2006	2007	2008	2009																																
2010	2011	2012	2013	2014	2015	2016	2017	2018	2019																																

No.	Name	Label	Survey period	Survey frequency
-----	------	-------	---------------	------------------

3.83)	inf_heat	influence of heatwaves on value added	East and West 02/2013 - 11/2013	Feb, Nov
-------	-----------------	---------------------------------------	---------------------------------	----------

Wording of question

<p>02/2013</p> <p>How did extreme weather conditions in the past influence the value added of your company?</p> <table border="1" style="margin-left: auto; margin-right: auto;"> <tr> <td style="text-align: center;">positive influence [1]</td> <td style="text-align: center;">no influence [2]</td> <td style="text-align: center;">negative influence [3]</td> <td style="text-align: center;">not specified [4]</td> </tr> <tr> <td style="text-align: center;">heatwaves</td> <td></td> <td></td> <td></td> </tr> </table>	positive influence [1]	no influence [2]	negative influence [3]	not specified [4]	heatwaves				<p>Further information</p> <p>Influence of heatwaves on the value added</p>
positive influence [1]	no influence [2]	negative influence [3]	not specified [4]						
heatwaves									

Time span of variable

1980	1981	1982	1983	1984	1985	1986	1987	1988	1989
1990	1991	1992	1993	1994	1995	1996	1997	1998	1999
2000	2001	2002	2003	2004	2005	2006	2007	2008	2009
2010	2011	2012	2013	2014	2015	2016	2017	2018	2019

WEST
EAST

No.	Name	Label	Survey period	Survey frequency
-----	------	-------	---------------	------------------

3.84)	inf_cold	influence of cold waves on value added	East and West 02/2013 - 11/2013	Feb, Nov
-------	-----------------	--	---------------------------------	----------

Wording of question

<p>02/2013</p> <p>How did extreme weather conditions in the past influence the value added of your company?</p> <table border="1" style="margin-left: auto; margin-right: auto;"> <tr> <td style="text-align: center;">positive influence [1]</td> <td style="text-align: center;">no influence [2]</td> <td style="text-align: center;">negative influence [3]</td> <td style="text-align: center;">not specified [4]</td> </tr> <tr> <td style="text-align: center;">cold waves (incl. ice and snow)</td> <td></td> <td></td> <td></td> </tr> </table>	positive influence [1]	no influence [2]	negative influence [3]	not specified [4]	cold waves (incl. ice and snow)				<p>Further information</p> <p>Influence of cold waves (incl. ice and snow) on the value added</p>
positive influence [1]	no influence [2]	negative influence [3]	not specified [4]						
cold waves (incl. ice and snow)									

Time span of variable

1980	1981	1982	1983	1984	1985	1986	1987	1988	1989
1990	1991	1992	1993	1994	1995	1996	1997	1998	1999
2000	2001	2002	2003	2004	2005	2006	2007	2008	2009
2010	2011	2012	2013	2014	2015	2016	2017	2018	2019

WEST
EAST

No.	Name	Label	Survey period	Survey frequency
-----	------	-------	---------------	------------------

Wording of question

02/2013				Further information			
How did extreme weather conditions in the past influence the value added of your company?				Influence of drought on the value added			
drought	positive influence [1]	no influence [2]	negative influence [3]	not specified [4]			

Time span of variable

1980	1981	1982	1983	1984	1985	1986	1987	1988	1989
1990	1991	1992	1993	1994	1995	1996	1997	1998	1999
2000	2001	2002	2003	2004	2005	2006	2007	2008	2009
2010	2011	2012	2013	2014	2015	2016	2017	2018	2019
			WEST						
			EAST						

No.	Name	Label	Survey period	Survey frequency
-----	------	-------	---------------	------------------

Wording of question

02/2013				Further information			
How did extreme weather conditions in the past influence the value added of your company?				Influence of heavy rainfall on the value added			
heavy rainfall	positive influence [1]	no influence [2]	negative influence [3]	not specified [4]			

Time span of variable

1980	1981	1982	1983	1984	1985	1986	1987	1988	1989
1990	1991	1992	1993	1994	1995	1996	1997	1998	1999
2000	2001	2002	2003	2004	2005	2006	2007	2008	2009
2010	2011	2012	2013	2014	2015	2016	2017	2018	2019
			WEST						
			EAST						

No.	Name	Label	Survey period	Survey frequency
-----	------	-------	---------------	------------------

Wording of question

02/2013				Further information			
How did extreme weather conditions in the past influence the value added of your company?				Influence of storms on the value added			
storms	positive influence [1]	no influence [2]	negative influence [3]	not specified [4]			

Time span of variable

1980	1981	1982	1983	1984	1985	1986	1987	1988	1989
1990	1991	1992	1993	1994	1995	1996	1997	1998	1999
2000	2001	2002	2003	2004	2005	2006	2007	2008	2009
2010	2011	2012	2013	2014	2015	2016	2017	2018	2019
			WEST						
			EAST						

No.	Name	Label	Survey period	Survey frequency																																																												
3.88)	einf_pur	expected influence of climate change on purchases	East and West 02/2013 - 11/2013	Feb, Nov																																																												
Wording of question																																																																
02/2013 How do you evaluate the influence of the forecasted climate change on following sectors of your company? <table border="1"> <tr> <td rowspan="2">purchases</td> <td>positive influence [1]</td> <td>no influence [2]</td> <td>negative influence [3]</td> <td>not specified [4]</td> </tr> <tr> <td></td> <td></td> <td></td> <td></td> </tr> </table>				purchases	positive influence [1]	no influence [2]	negative influence [3]	not specified [4]					Further information Expected influence of climate change on purchases																																																			
purchases	positive influence [1]	no influence [2]	negative influence [3]		not specified [4]																																																											
Time span of variable																																																																
<table border="1"> <tr><td>1980</td><td>1981</td><td>1982</td><td>1983</td><td>1984</td><td>1985</td><td>1986</td><td>1987</td><td>1988</td><td>1989</td></tr> <tr><td>1990</td><td>1991</td><td>1992</td><td>1993</td><td>1994</td><td>1995</td><td>1996</td><td>1997</td><td>1998</td><td>1999</td></tr> <tr><td>2000</td><td>2001</td><td>2002</td><td>2003</td><td>2004</td><td>2005</td><td>2006</td><td>2007</td><td>2008</td><td>2009</td></tr> <tr><td>2010</td><td>2011</td><td>2012</td><td>2013</td><td>2014</td><td>2015</td><td>2016</td><td>2017</td><td>2018</td><td>2019</td></tr> <tr> <td></td> <td></td> <td></td> <td>WEST</td> <td></td> <td></td> <td></td> <td></td> <td></td> <td></td> </tr> <tr> <td></td> <td></td> <td></td> <td>EAST</td> <td></td> <td></td> <td></td> <td></td> <td></td> <td></td> </tr> </table>					1980	1981	1982	1983	1984	1985	1986	1987	1988	1989	1990	1991	1992	1993	1994	1995	1996	1997	1998	1999	2000	2001	2002	2003	2004	2005	2006	2007	2008	2009	2010	2011	2012	2013	2014	2015	2016	2017	2018	2019				WEST										EAST						
1980	1981	1982	1983	1984	1985	1986	1987	1988	1989																																																							
1990	1991	1992	1993	1994	1995	1996	1997	1998	1999																																																							
2000	2001	2002	2003	2004	2005	2006	2007	2008	2009																																																							
2010	2011	2012	2013	2014	2015	2016	2017	2018	2019																																																							
			WEST																																																													
			EAST																																																													

No.	Name	Label	Survey period	Survey frequency																																																												
3.89)	einf_prod	expected influence of climate change on production	East and West 02/2013 - 11/2013	Feb, Nov																																																												
Wording of question																																																																
02/2013 How do you evaluate the influence of the forecasted climate change on following sectors of your company? <table border="1"> <tr> <td rowspan="2">production</td> <td>positive influence [1]</td> <td>no influence [2]</td> <td>negative influence [3]</td> <td>not specified [4]</td> </tr> <tr> <td></td> <td></td> <td></td> <td></td> </tr> </table>				production	positive influence [1]	no influence [2]	negative influence [3]	not specified [4]					Further information Expected influence of climate change on production																																																			
production	positive influence [1]	no influence [2]	negative influence [3]		not specified [4]																																																											
Time span of variable																																																																
<table border="1"> <tr><td>1980</td><td>1981</td><td>1982</td><td>1983</td><td>1984</td><td>1985</td><td>1986</td><td>1987</td><td>1988</td><td>1989</td></tr> <tr><td>1990</td><td>1991</td><td>1992</td><td>1993</td><td>1994</td><td>1995</td><td>1996</td><td>1997</td><td>1998</td><td>1999</td></tr> <tr><td>2000</td><td>2001</td><td>2002</td><td>2003</td><td>2004</td><td>2005</td><td>2006</td><td>2007</td><td>2008</td><td>2009</td></tr> <tr><td>2010</td><td>2011</td><td>2012</td><td>2013</td><td>2014</td><td>2015</td><td>2016</td><td>2017</td><td>2018</td><td>2019</td></tr> <tr> <td></td> <td></td> <td></td> <td>WEST</td> <td></td> <td></td> <td></td> <td></td> <td></td> <td></td> </tr> <tr> <td></td> <td></td> <td></td> <td>EAST</td> <td></td> <td></td> <td></td> <td></td> <td></td> <td></td> </tr> </table>					1980	1981	1982	1983	1984	1985	1986	1987	1988	1989	1990	1991	1992	1993	1994	1995	1996	1997	1998	1999	2000	2001	2002	2003	2004	2005	2006	2007	2008	2009	2010	2011	2012	2013	2014	2015	2016	2017	2018	2019				WEST										EAST						
1980	1981	1982	1983	1984	1985	1986	1987	1988	1989																																																							
1990	1991	1992	1993	1994	1995	1996	1997	1998	1999																																																							
2000	2001	2002	2003	2004	2005	2006	2007	2008	2009																																																							
2010	2011	2012	2013	2014	2015	2016	2017	2018	2019																																																							
			WEST																																																													
			EAST																																																													

No.	Name	Label	Survey period	Survey frequency																																								
3.90)	einf_sal	expected influence of climate change on sales	East and West 02/2013 - 11/2013	Feb, Nov																																								
Wording of question																																												
02/2013 How do you evaluate the influence of the forecasted climate change on following sectors of your company? <table border="1"> <tr> <td rowspan="2">sales</td> <td>positive influence [1]</td> <td>no influence [2]</td> <td>negative influence [3]</td> <td>not specified [4]</td> </tr> <tr> <td></td> <td></td> <td></td> <td></td> </tr> </table>				sales	positive influence [1]	no influence [2]	negative influence [3]	not specified [4]					Further information Expected influence of climate change on sales																															
sales	positive influence [1]	no influence [2]	negative influence [3]		not specified [4]																																							
Time span of variable																																												
<table border="1"> <tr><td>1980</td><td>1981</td><td>1982</td><td>1983</td><td>1984</td><td>1985</td><td>1986</td><td>1987</td><td>1988</td><td>1989</td></tr> <tr><td>1990</td><td>1991</td><td>1992</td><td>1993</td><td>1994</td><td>1995</td><td>1996</td><td>1997</td><td>1998</td><td>1999</td></tr> <tr><td>2000</td><td>2001</td><td>2002</td><td>2003</td><td>2004</td><td>2005</td><td>2006</td><td>2007</td><td>2008</td><td>2009</td></tr> <tr><td>2010</td><td>2011</td><td>2012</td><td>2013</td><td>2014</td><td>2015</td><td>2016</td><td>2017</td><td>2018</td><td>2019</td></tr> </table>					1980	1981	1982	1983	1984	1985	1986	1987	1988	1989	1990	1991	1992	1993	1994	1995	1996	1997	1998	1999	2000	2001	2002	2003	2004	2005	2006	2007	2008	2009	2010	2011	2012	2013	2014	2015	2016	2017	2018	2019
1980	1981	1982	1983	1984	1985	1986	1987	1988	1989																																			
1990	1991	1992	1993	1994	1995	1996	1997	1998	1999																																			
2000	2001	2002	2003	2004	2005	2006	2007	2008	2009																																			
2010	2011	2012	2013	2014	2015	2016	2017	2018	2019																																			

		WEST EAST			
--	--	--------------	--	--	--

No.	Name	Label	Survey period	Survey frequency
-----	------	-------	---------------	------------------

3.91)	einf_wast	expected influence of climate change on waste management	East and West 02/2013 - 11/2013	Feb, Nov
-------	-----------	--	---------------------------------	----------

Wording of question

02/2013	Further information								
How do you evaluate the influence of the forecasted climate change on following sectors of your company?	Expected influence of climate change on waste mangement								
<table border="1"> <tr> <td>positive influence [1]</td> <td>no influence [2]</td> <td>negative influence [3]</td> <td>not specified [4]</td> </tr> <tr> <td></td> <td></td> <td></td> <td></td> </tr> </table>	positive influence [1]	no influence [2]	negative influence [3]	not specified [4]					
positive influence [1]	no influence [2]	negative influence [3]	not specified [4]						
waste management									

Time span of variable

1980	1981	1982	1983	1984	1985	1986	1987	1988	1989
1990	1991	1992	1993	1994	1995	1996	1997	1998	1999
2000	2001	2002	2003	2004	2005	2006	2007	2008	2009
2010	2011	2012	2013	2014	2015	2016	2017	2018	2019
			WEST EAST						

No.	Name	Label	Survey period	Survey frequency
-----	------	-------	---------------	------------------

3.92)	einf_log	expected influence of climate change on logistics	East and West 02/2013 - 11/2013	Feb, Nov
-------	----------	---	---------------------------------	----------

Wording of question

02/2013	Further information								
How do you evaluate the influence of the forecasted climate change on following sectors of your company?	Expected influence of climate change on logistics								
<table border="1"> <tr> <td>positive influence [1]</td> <td>no influence [2]</td> <td>negative influence [3]</td> <td>not specified [4]</td> </tr> <tr> <td></td> <td></td> <td></td> <td></td> </tr> </table>	positive influence [1]	no influence [2]	negative influence [3]	not specified [4]					
positive influence [1]	no influence [2]	negative influence [3]	not specified [4]						
logistics									

Time span of variable

1980	1981	1982	1983	1984	1985	1986	1987	1988	1989
1990	1991	1992	1993	1994	1995	1996	1997	1998	1999
2000	2001	2002	2003	2004	2005	2006	2007	2008	2009
2010	2011	2012	2013	2014	2015	2016	2017	2018	2019
			WEST EAST						

No.	Name	Label	Survey period	Survey frequency
-----	------	-------	---------------	------------------

3.93)	einf_inno	expected influence of climate change on innovations	East and West 02/2013 - 11/2013	Feb, Nov
-------	-----------	---	---------------------------------	----------

Wording of question

02/2013	Further information								
How do you evaluate the influence of the forecasted climate change on following sectors of your company?	Expected influence of climate change on innovations								
<table border="1"> <tr> <td>positive influence [1]</td> <td>no influence [2]</td> <td>negative influence [3]</td> <td>not specified [4]</td> </tr> <tr> <td></td> <td></td> <td></td> <td></td> </tr> </table>	positive influence [1]	no influence [2]	negative influence [3]	not specified [4]					
positive influence [1]	no influence [2]	negative influence [3]	not specified [4]						
innovations									

Time span of variable

1980	1981	1982	1983	1984	1985	1986	1987	1988	1989
1990	1991	1992	1993	1994	1995	1996	1997	1998	1999
2000	2001	2002	2003	2004	2005	2006	2007	2008	2009

2010	2011	2012	2013	2014	2015	2016	2017	2018	2019
			WEST EAST						

No.	Name	Label	Survey period	Survey frequency
-----	------	-------	---------------	------------------

3.94)	einf_pers	expected influence of climate change on personnel	East and West 02/2013 - 11/2013	Feb, Nov
-------	-----------	---	---------------------------------	----------

Wording of question

02/2013	Further information								
How do you evaluate the influence of the forecasted climate change on following sectors of your company?	Expected influence of climate change on personnel								
<table border="1"> <tr> <td>positive influence [1]</td><td>no influence [2]</td><td>negative influence [3]</td><td>not specified [4]</td></tr> <tr> <td></td><td></td><td></td><td></td></tr> </table>	positive influence [1]	no influence [2]	negative influence [3]	not specified [4]					
positive influence [1]	no influence [2]	negative influence [3]	not specified [4]						
personnel									

Time span of variable

1980	1981	1982	1983	1984	1985	1986	1987	1988	1989
1990	1991	1992	1993	1994	1995	1996	1997	1998	1999
2000	2001	2002	2003	2004	2005	2006	2007	2008	2009
2010	2011	2012	2013	2014	2015	2016	2017	2018	2019
			WEST EAST						

No.	Name	Label	Survey period	Survey frequency
-----	------	-------	---------------	------------------

3.95)	flight_ger	importance of flight connections in Germany	East and West 03/2013	once
-------	------------	---	-----------------------	------

Wording of question

03/2013	Further information								
How important is a flight connection to destinations in [...] for your company?	Importance of flight connections to destinations in Germany								
<table border="1"> <tr> <td>very important [1]</td><td>important [2]</td><td>less important [3]</td><td>unimportant [4]</td></tr> <tr> <td></td><td></td><td></td><td></td></tr> </table>	very important [1]	important [2]	less important [3]	unimportant [4]					
very important [1]	important [2]	less important [3]	unimportant [4]						
Germany									

Time span of variable

1980	1981	1982	1983	1984	1985	1986	1987	1988	1989
1990	1991	1992	1993	1994	1995	1996	1997	1998	1999
2000	2001	2002	2003	2004	2005	2006	2007	2008	2009
2010	2011	2012	2013	2014	2015	2016	2017	2018	2019
			WEST EAST						

No.	Name	Label	Survey period	Survey frequency
-----	------	-------	---------------	------------------

3.96)	flight_eur	importance of flight connections in Europe	East and West 03/2013	once
-------	------------	--	-----------------------	------

Wording of question

03/2013	Further information								
How important is a flight connection to destinations in [...] for your company?	Importance of flight connections to destinations in Europe								
<table border="1"> <tr> <td>very important [1]</td><td>important [2]</td><td>less important [3]</td><td>unimportant [4]</td></tr> <tr> <td></td><td></td><td></td><td></td></tr> </table>	very important [1]	important [2]	less important [3]	unimportant [4]					
very important [1]	important [2]	less important [3]	unimportant [4]						
Europe									

Time span of variable

1980	1981	1982	1983	1984	1985	1986	1987	1988	1989
1990	1991	1992	1993	1994	1995	1996	1997	1998	1999
2000	2001	2002	2003	2004	2005	2006	2007	2008	2009

2010	2011	2012	2013	2014	2015	2016	2017	2018	2019
			WEST						
			EAST						

No.	Name	Label	Survey period	Survey frequency
-----	------	-------	---------------	------------------

3.97)	flight_world	importance of flight connections worldwide	East and West 03/2013	once
-------	--------------	--	-----------------------	------

Wording of question

03/2013	Further information								
How important is a flight connection to destinations [...] for your company?	Importance of flight connections to destinations worldwide								
worldwide									
<table border="1"> <tr> <td>very important</td><td>important</td><td>less important</td><td>unimportant</td></tr> <tr> <td>[1]</td><td>[2]</td><td>[3]</td><td>[4]</td></tr> </table>	very important	important	less important	unimportant	[1]	[2]	[3]	[4]	
very important	important	less important	unimportant						
[1]	[2]	[3]	[4]						

Time span of variable

1980	1981	1982	1983	1984	1985	1986	1987	1988	1989
1990	1991	1992	1993	1994	1995	1996	1997	1998	1999
2000	2001	2002	2003	2004	2005	2006	2007	2008	2009
2010	2011	2012	2013	2014	2015	2016	2017	2018	2019
			WEST						
			EAST						

No.	Name	Label	Survey period	Survey frequency
-----	------	-------	---------------	------------------

3.98)	surp_cat	return on sales: surplus (category)	East and West since 09/2008	May, Sep
-------	----------	-------------------------------------	-----------------------------	----------

Wording of question

since 09/2008	Further information																								
Expected surplus less tax or loss of our company in % of the net returns on sales in 20XX*																									
<table border="1"> <tr> <td>if surplus:</td><td></td><td>if loss:</td><td></td></tr> <tr> <td>up to 1%</td><td>[1]</td><td>0 to -1%</td><td>[1]</td></tr> <tr> <td>> 1 to 2%</td><td>[2]</td><td>< -1 to -2%</td><td>[2]</td></tr> <tr> <td>> 2 to 3%</td><td>[3]</td><td>< -2 to -3%</td><td>[3]</td></tr> <tr> <td>> 3 to 4%</td><td>[4]</td><td>< -3 to -4%</td><td>[4]</td></tr> <tr> <td>> 4%</td><td>[5]</td><td>< -4%</td><td>[5]</td></tr> </table>	if surplus:		if loss:		up to 1%	[1]	0 to -1%	[1]	> 1 to 2%	[2]	< -1 to -2%	[2]	> 2 to 3%	[3]	< -2 to -3%	[3]	> 3 to 4%	[4]	< -3 to -4%	[4]	> 4%	[5]	< -4%	[5]	*20XX denotes the year under report
if surplus:		if loss:																							
up to 1%	[1]	0 to -1%	[1]																						
> 1 to 2%	[2]	< -1 to -2%	[2]																						
> 2 to 3%	[3]	< -2 to -3%	[3]																						
> 3 to 4%	[4]	< -3 to -4%	[4]																						
> 4%	[5]	< -4%	[5]																						

Time span of variable

1980	1981	1982	1983	1984	1985	1986	1987	1988	1989
1990	1991	1992	1993	1994	1995	1996	1997	1998	1999
2000	2001	2002	2003	2004	2005	2006	2007	2008	2009
2010	2011	2012	2013	2014	2015	2016	2017	2018	2019
							WEST		
							EAST		

No.	Name	Label	Survey period	Survey frequency
-----	------	-------	---------------	------------------

3.99)	ros_surp	return on sales: surplus	East and West since 09/2008	May, Sep
-------	----------	--------------------------	-----------------------------	----------

Wording of question

since 09/2008	Further information																								
Expected surplus less tax or loss of our company in % of the net returns on sales in 20XX*																									
<table border="1"> <tr> <td>if surplus:</td><td></td><td>if loss:</td><td></td></tr> <tr> <td>up to 1%</td><td>[1]</td><td>0 to -1%</td><td>[1]</td></tr> <tr> <td>> 1 to 2%</td><td>[2]</td><td>< -1 to -2%</td><td>[2]</td></tr> <tr> <td>> 2 to 3%</td><td>[3]</td><td>< -2 to -3%</td><td>[3]</td></tr> <tr> <td>> 3 to 4%</td><td>[4]</td><td>< -3 to -4%</td><td>[4]</td></tr> <tr> <td>> 4%</td><td>[5]</td><td>< -4%</td><td>[5]</td></tr> </table>	if surplus:		if loss:		up to 1%	[1]	0 to -1%	[1]	> 1 to 2%	[2]	< -1 to -2%	[2]	> 2 to 3%	[3]	< -2 to -3%	[3]	> 3 to 4%	[4]	< -3 to -4%	[4]	> 4%	[5]	< -4%	[5]	*20XX denotes the year under report
if surplus:		if loss:																							
up to 1%	[1]	0 to -1%	[1]																						
> 1 to 2%	[2]	< -1 to -2%	[2]																						
> 2 to 3%	[3]	< -2 to -3%	[3]																						
> 3 to 4%	[4]	< -3 to -4%	[4]																						
> 4%	[5]	< -4%	[5]																						

in fact about %

Time span of variable

1980	1981	1982	1983	1984	1985	1986	1987	1988	1989
1990	1991	1992	1993	1994	1995	1996	1997	1998	1999
2000	2001	2002	2003	2004	2005	2006	2007	2008	2009
2010	2011	2012	2013	2014	2015	2016	2017	2018	2019
								WEST	
								EAST	
WEST									
EAST									

No.	Name	Label	Survey period	Survey frequency
3.100)	loss_cat	return on sales: loss (category)	East and West since 09/2008	May,Sep

Wording of question

<p>since 09/2008</p> <p>Expected surplus less tax or loss of our company in % of the net returns on sales in 20XX*</p> <p>if surplus:</p> <p>up to 1% <input type="checkbox"/></p> <p>> 1 to 2% <input type="checkbox"/></p> <p>> 2 to 3% <input type="checkbox"/></p> <p>> 3 to 4% <input type="checkbox"/></p> <p>> 4% <input type="checkbox"/></p> <p>if loss:</p> <p>0 to -1% <input type="checkbox"/> [1]</p> <p>< -1 to -2% <input type="checkbox"/> [2]</p> <p>< -2 to -3% <input type="checkbox"/> [3]</p> <p>< -3 to -4% <input type="checkbox"/> [4]</p> <p>< -4% <input type="checkbox"/> [5]</p>	<p>Further information</p> <p>*20XX denotes the year under report</p>
--	---

Time span of variable

1980	1981	1982	1983	1984	1985	1986	1987	1988	1989
1990	1991	1992	1993	1994	1995	1996	1997	1998	1999
2000	2001	2002	2003	2004	2005	2006	2007	2008	2009
2010	2011	2012	2013	2014	2015	2016	2017	2018	2019
								WEST	
								EAST	
WEST									
EAST									

No.	Name	Label	Survey period	Survey frequency
3.101)	ros_loss	return on sales: loss	East and West since 09/2008	May,Sep

Wording of question

<p>since 09/2008</p> <p>Expected surplus less tax or loss of our company in % of the net returns on sales in 20XX*</p> <p>if surplus:</p> <p>up to 1% <input type="checkbox"/></p> <p>> 1 to 2% <input type="checkbox"/></p> <p>> 2 to 3% <input type="checkbox"/></p> <p>> 3 to 4% <input type="checkbox"/></p> <p>> 4% <input type="checkbox"/></p> <p>if loss:</p> <p>0 to -1% <input type="checkbox"/></p> <p>< -1 to -2% <input type="checkbox"/></p> <p>< -2 to -3% <input type="checkbox"/></p> <p>< -3 to -4% <input type="checkbox"/></p> <p>< -4% <input type="checkbox"/></p> <p>in fact about %</p>	<p>Further information</p> <p>*20XX denotes the year under report</p>
---	---

Time span of variable

1980	1981	1982	1983	1984	1985	1986	1987	1988	1989
1990	1991	1992	1993	1994	1995	1996	1997	1998	1999
2000	2001	2002	2003	2004	2005	2006	2007	2008	2009

								WEST		
								EAST		
2010	2011	2012	2013	2014	2015	2016	2017	2018	2019	
WEST										
EAST										

No.	Name	Label	Survey period	Survey frequency
-----	------	-------	---------------	------------------

3.102)	russia1	Russia/Ukraine conflict q1	East and West 05/2014 and 06 2014	once
--------	---------	----------------------------	-----------------------------------	------

Wording of question

06/2014	Further Information
D) Does your company have business connections to Russia?	
<input type="checkbox"/> yes[1] <input type="checkbox"/> no[2]	

Time span of variable

1980	1981	1982	1983	1984	1985	1986	1987	1988	1989
1990	1991	1992	1993	1994	1995	1996	1997	1998	1999
2000	2001	2002	2003	2004	2005	2006	2007	2008	2009
2010	2011	2012	2013	2014	2015	2016	2017	2018	2019
				WEST					
				EAST					

No.	Name	Label	Survey period	Survey frequency
-----	------	-------	---------------	------------------

3.103)	russia2	Russia/Ukraine conflict q2	East and West 05/2014 and 06 2014	once
--------	---------	----------------------------	-----------------------------------	------

Wording of question

06/2014	Further Information
D) Does your company have business connections to Russia?	
<input type="checkbox"/> yes <input type="checkbox"/> no	
If yes:	
<input type="checkbox"/> Imports from Russia [1]	

Time span of variable

1980	1981	1982	1983	1984	1985	1986	1987	1988	1989
1990	1991	1992	1993	1994	1995	1996	1997	1998	1999
2000	2001	2002	2003	2004	2005	2006	2007	2008	2009
2010	2011	2012	2013	2014	2015	2016	2017	2018	2019
				WEST					
				EAST					

No.	Name	Label	Survey period	Survey frequency
-----	------	-------	---------------	------------------

3.104)	russia3	Russia/Ukraine conflict q3	East and West 05/2014 and 06 2014	once
--------	---------	----------------------------	-----------------------------------	------

Wording of question

06/2014	Further Information
D) Does your company have business connections to Russia?	
<input type="checkbox"/> yes <input type="checkbox"/> no	
If yes:	
<input type="checkbox"/> Exports to Russia [1]	

Time span of variable

1980	1981	1982	1983	1984	1985	1986	1987	1988	1989
------	------	------	------	------	------	------	------	------	------

1990	1991	1992	1993	1994	1995	1996	1997	1998	1999
2000	2001	2002	2003	2004	2005	2006	2007	2008	2009
2010	2011	2012	2013	2014	2015	2016	2017	2018	2019
				WEST					
				EAST					

No.	Name	Label	Survey period	Survey frequency
3.105)	russia4	Russia/Ukraine conflict q4	East and West 05/2014 and 06 2014	once

Wording of question

06/2014	Further Information
D) Does your company have business connections to Russia?	
<input type="checkbox"/> yes <input type="checkbox"/> no	
If yes:	
<input type="text"/> Joint ventures with russian companies [1]	

Time span of variable

1980	1981	1982	1983	1984	1985	1986	1987	1988	1989
1990	1991	1992	1993	1994	1995	1996	1997	1998	1999
2000	2001	2002	2003	2004	2005	2006	2007	2008	2009
2010	2011	2012	2013	2014	2015	2016	2017	2018	2019
				WEST					
				EAST					

No.	Name	Label	Survey period	Survey frequency
3.106)	russia5	Russia/Ukraine conflict q5	East and West 05/2014 and 06 2014	once

Wording of question

06/2014	Further Information
D) Does your company have business connections to Russia?	
<input type="checkbox"/> yes <input type="checkbox"/> no	
If yes:	
<input type="text"/> own branches in Russia [1]	

Time span of variable

1980	1981	1982	1983	1984	1985	1986	1987	1988	1989
1990	1991	1992	1993	1994	1995	1996	1997	1998	1999
2000	2001	2002	2003	2004	2005	2006	2007	2008	2009
2010	2011	2012	2013	2014	2015	2016	2017	2018	2019
				WEST					
				EAST					

No.	Name	Label	Survey period	Survey frequency
3.107)	russia6	Russia/Ukraine conflict q6	East and West 05/2014 and 06 2014	once

Wording of question

06/2014	Further Information
D) Does your company have business connections to Russia?	
<input type="checkbox"/> yes <input type="checkbox"/> no	
If yes:	

[] via other companies [1]									
Time span of variable									
1980	1981	1982	1983	1984	1985	1986	1987	1988	1989
1990	1991	1992	1993	1994	1995	1996	1997	1998	1999
2000	2001	2002	2003	2004	2005	2006	2007	2008	2009
2010	2011	2012	2013	2014	2015	2016	2017	2018	2019
				WEST					
				EAST					

No.	Name	Label	Survey period	Survey frequency
3.108)	russia7	Russia/Ukraine conflict q7	East and West 05/2014 and 06 2014	once

Wording of question

06/2014	Further Information								
D) Did you already experience impairments due to the russian-ukrainian conflict?									
[] yes[1] [] no[2]									
Time span of variable									
1980	1981	1982	1983	1984	1985	1986	1987	1988	1989
1990	1991	1992	1993	1994	1995	1996	1997	1998	1999
2000	2001	2002	2003	2004	2005	2006	2007	2008	2009
2010	2011	2012	2013	2014	2015	2016	2017	2018	2019
				WEST					
				EAST					

No.	Name	Label	Survey period	Survey frequency
3.109)	russia8	Russia/Ukraine conflict q8	East and West 05/2014 and 06 2014	once

Wording of question

06/2014	Further Information								
D) Are you expecting future impairments for your company?									
[] yes[1] [] no[2]									
Time span of variable									
1980	1981	1982	1983	1984	1985	1986	1987	1988	1989
1990	1991	1992	1993	1994	1995	1996	1997	1998	1999
2000	2001	2002	2003	2004	2005	2006	2007	2008	2009
2010	2011	2012	2013	2014	2015	2016	2017	2018	2019
				WEST					
				EAST					

No.	Name	Label	Survey period	Survey frequency
3.110)	fambus	family business	East and West 02/2014	once

Wording of question

02/2014	Further Information
D) For research purposes?	
Do you envision yourself as a family business? (This means a company whose voting capital is held predominately by one or more families that are connected)	

<input type="checkbox"/>	yes[1]	<input type="checkbox"/>	no[2]						
Time span of variable									
1980	1981	1982	1983	1984	1985	1986	1987	1988	1989
1990	1991	1992	1993	1994	1995	1996	1997	1998	1999
2000	2001	2002	2003	2004	2005	2006	2007	2008	2009
2010	2011	2012	2013	2014	2015	2016	2017	2018	2019
				WEST					
				EAST					

No.	Name	Label	Survey period	Survey frequency
3.111)	minim1	minimum wage q1	East and West 11/2014	once

Wording of question

11/2014	Further information
<p>1. 01/01/2015 the general minimum wage policy will be implemented. Is your company affected by this?</p> <p><input type="checkbox"/> yes[1] <input type="checkbox"/> no[2]</p>	

Time span of variable

1980	1981	1982	1983	1984	1985	1986	1987	1988	1989
1990	1991	1992	1993	1994	1995	1996	1997	1998	1999
2000	2001	2002	2003	2004	2005	2006	2007	2008	2009
2010	2011	2012	2013	2014	2015	2016	2017	2018	2019
				WEST					
				EAST					

No.	Name	Label	Survey period	Survey frequency
3.112)	minim2	minimum wage q2	East and West 11/2014	once

Wording of question

11/2014	Further information
<p>01/01/2015 the general minimum wage policy will be implemented. Is your company affected by this?</p> <p><input checked="" type="checkbox"/> yes <input checked="" type="checkbox"/> no</p> <p>2. If yes: With which measures will you likely react to the minimum wage?</p> <p><input type="checkbox"/> [1] No measures necessary or scheduled</p>	

Time span of variable

1980	1981	1982	1983	1984	1985	1986	1987	1988	1989
1990	1991	1992	1993	1994	1995	1996	1997	1998	1999
2000	2001	2002	2003	2004	2005	2006	2007	2008	2009
2010	2011	2012	2013	2014	2015	2016	2017	2018	2019
				WEST					
				EAST					

No.	Name	Label	Survey period	Survey frequency
3.113)	minim3	minimum wage q3	East and West 11/2014	once

Wording of question

11/2014	Further information
---------	---------------------

01/01/2015 the general minimum wage policy will be implemented.
Is your company affected by this?

yes no

2. If yes: With which measures will you likely react to the minimum wage?

[1] personnel cuts

Time span of variable

1980	1981	1982	1983	1984	1985	1986	1987	1988	1989
1990	1991	1992	1993	1994	1995	1996	1997	1998	1999
2000	2001	2002	2003	2004	2005	2006	2007	2008	2009
2010	2011	2012	2013	2014	2015	2016	2017	2018	2019

WEST
EAST

No.	Name	Label	Survey period	Survey frequency
3.114)	minim4	minimum wage q4	East and West 11/2014	once

Wording of question

11/2014

01/01/2015 the general minimum wage policy will be implemented.
Is your company affected by this?

yes no

2. If yes: With which measures will you likely react to the minimum wage?

[1] reduction of working hours

Further information

Time span of variable

1980	1981	1982	1983	1984	1985	1986	1987	1988	1989
1990	1991	1992	1993	1994	1995	1996	1997	1998	1999
2000	2001	2002	2003	2004	2005	2006	2007	2008	2009
2010	2011	2012	2013	2014	2015	2016	2017	2018	2019

WEST
EAST

No.	Name	Label	Survey period	Survey frequency
3.115)	minim5	minimum wage q5	East and West 11/2014	once

Wording of question

11/2014

01/01/2015 the general minimum wage policy will be implemented.
Is your company affected by this?

yes no

2. If yes: With which measures will you likely react to the minimum wage?

[1] increase in prices

Further information

Time span of variable

1980	1981	1982	1983	1984	1985	1986	1987	1988	1989
1990	1991	1992	1993	1994	1995	1996	1997	1998	1999
2000	2001	2002	2003	2004	2005	2006	2007	2008	2009
2010	2011	2012	2013	2014	2015	2016	2017	2018	2019

		WEST			
		EAST			

No.	Name	Label	Survey period	Survey frequency
-----	------	-------	---------------	------------------

3.116)	minim6	minimum wage q6	East and West 11/2014	once
--------	--------	-----------------	-----------------------	------

Wording of question

<p>11/2014</p> <p>01/01/2015 the general minimum wage policy will be implemented. Is your company affected by this?</p> <p><input type="checkbox"/> yes <input type="checkbox"/> no</p> <p>2. If yes: With which measures will you likely react to the minimum wage?</p> <p><input type="text"/> [1] reduction of investment</p>	Further information
--	---------------------

Time span of variable

1980	1981	1982	1983	1984	1985	1986	1987	1988	1989
1990	1991	1992	1993	1994	1995	1996	1997	1998	1999
2000	2001	2002	2003	2004	2005	2006	2007	2008	2009
2010	2011	2012	2013	2014	2015	2016	2017	2018	2019

WEST
EAST

No.	Name	Label	Survey period	Survey frequency
-----	------	-------	---------------	------------------

3.117)	minim7	minimum wage q7	East and West 11/2014	once
--------	--------	-----------------	-----------------------	------

Wording of question

<p>11/2014</p> <p>01/01/2015 the general minimum wage policy will be implemented. Is your company affected by this?</p> <p><input type="checkbox"/> yes <input type="checkbox"/> no</p> <p>2. If yes: With which measures will you likely react to the minimum wage?</p> <p><input type="text"/> [1] reduction of special payments</p>	Further information
--	---------------------

Time span of variable

1980	1981	1982	1983	1984	1985	1986	1987	1988	1989
1990	1991	1992	1993	1994	1995	1996	1997	1998	1999
2000	2001	2002	2003	2004	2005	2006	2007	2008	2009
2010	2011	2012	2013	2014	2015	2016	2017	2018	2019

WEST
EAST

No.	Name	Label	Survey period	Survey frequency
-----	------	-------	---------------	------------------

3.118)	minim8	minimum wage q8	East and West 11/2014	once
--------	--------	-----------------	-----------------------	------

Wording of question

<p>11/2014</p> <p>01/01/2015 the general minimum wage policy will be implemented. Is your company affected by this?</p> <p><input type="checkbox"/> yes <input type="checkbox"/> no</p> <p>2. If yes: With which measures will you likely react to the minimum wage?</p> <p><input type="text"/> [1] other</p>	Further information
--	---------------------

Time span of variable

1980	1981	1982	1983	1984	1985	1986	1987	1988	1989
------	------	------	------	------	------	------	------	------	------

1990	1991	1992	1993	1994	1995	1996	1997	1998	1999
2000	2001	2002	2003	2004	2005	2006	2007	2008	2009
2010	2011	2012	2013	2014	2015	2016	2017	2018	2019
				WEST					
				EAST					

No.	Name	Label	Survey period	Survey frequency
-----	------	-------	---------------	------------------

3.119) invest total investment last year East and West since 05/2015

Wording of question

05/2015	Further information												
Investments 1) Last year (20YY* compared to 20WW**) our investments were <table border="0"> <tr> <td></td> <td style="text-align: center;">Total investments</td> <td></td> </tr> <tr> <td>increased [1]</td> <td><input type="text"/></td> <td></td> </tr> <tr> <td>not changed [2]</td> <td><input type="text"/></td> <td></td> </tr> <tr> <td>decreased [3]</td> <td><input type="text"/></td> <td></td> </tr> </table>		Total investments		increased [1]	<input type="text"/>		not changed [2]	<input type="text"/>		decreased [3]	<input type="text"/>		*20YY means last year e.g.: If the question was posed in 2015: 20YY=2014 *20WW means two years ago e.g.: If the question was posed in 2015: 20WW=2013
	Total investments												
increased [1]	<input type="text"/>												
not changed [2]	<input type="text"/>												
decreased [3]	<input type="text"/>												

Time span of variable

1980	1981	1982	1983	1984	1985	1986	1987	1988	1989
1990	1991	1992	1993	1994	1995	1996	1997	1998	1999
2000	2001	2002	2003	2004	2005	2006	2007	2008	2009
2010	2011	2012	2013	2014	2015	2016	2017	2018	2019
				WEST					
				EAST					

No.	Name	Label	Survey period	Survey frequency
-----	------	-------	---------------	------------------

3.120) invcon investment in construction last year East and West since 05/2015

Wording of question

05/2015	Further information												
Investments 1) Last year (20YY* compared to 20WW**) our investments were <table border="0"> <tr> <td></td> <td style="text-align: center;">Total investments, thereof in: construction</td> <td></td> </tr> <tr> <td>increased [1]</td> <td><input type="text"/></td> <td></td> </tr> <tr> <td>not changed [2]</td> <td><input type="text"/></td> <td></td> </tr> <tr> <td>decreased [3]</td> <td><input type="text"/></td> <td></td> </tr> </table>		Total investments, thereof in: construction		increased [1]	<input type="text"/>		not changed [2]	<input type="text"/>		decreased [3]	<input type="text"/>		*20YY means last year e.g.: If the question was posed in 2015: 20YY=2014 *20WW means two years ago e.g.: If the question was posed in 2015: 20WW=2013
	Total investments, thereof in: construction												
increased [1]	<input type="text"/>												
not changed [2]	<input type="text"/>												
decreased [3]	<input type="text"/>												

Time span of variable

1980	1981	1982	1983	1984	1985	1986	1987	1988	1989
1990	1991	1992	1993	1994	1995	1996	1997	1998	1999
2000	2001	2002	2003	2004	2005	2006	2007	2008	2009
2010	2011	2012	2013	2014	2015	2016	2017	2018	2019
				WEST					
				EAST					

No.	Name	Label	Survey period	Survey frequency
-----	------	-------	---------------	------------------

3.121) inveq investment in equipment last year East and West since 05/2015

Wording of question

05/2015	Further information
Investments 1) Last year (20YY* compared to 20WW**) our investments were	

<p>Total investments, thereof in: equipment</p> <p>increased [1] <input type="text"/></p> <p>not changed [2] <input type="text"/></p> <p>decreased [3] <input type="text"/></p>		<p>*20YY means last year e.g.: If the question was posed in 2015: 20YY=2014</p> <p>*20WW means two years ago e.g.: If the question was posed in 2015: 20WW=2013</p>																																																												
<p>Time span of variable</p> <table border="1"> <tr><td>1980</td><td>1981</td><td>1982</td><td>1983</td><td>1984</td><td>1985</td><td>1986</td><td>1987</td><td>1988</td><td>1989</td></tr> <tr><td>1990</td><td>1991</td><td>1992</td><td>1993</td><td>1994</td><td>1995</td><td>1996</td><td>1997</td><td>1998</td><td>1999</td></tr> <tr><td>2000</td><td>2001</td><td>2002</td><td>2003</td><td>2004</td><td>2005</td><td>2006</td><td>2007</td><td>2008</td><td>2009</td></tr> <tr><td>2010</td><td>2011</td><td>2012</td><td>2013</td><td>2014</td><td>2015</td><td>2016</td><td>2017</td><td>2018</td><td>2019</td></tr> <tr><td></td><td></td><td></td><td></td><td>WEST</td><td></td><td></td><td></td><td></td><td></td></tr> <tr><td></td><td></td><td></td><td></td><td>EAST</td><td></td><td></td><td></td><td></td><td></td></tr> </table>			1980	1981	1982	1983	1984	1985	1986	1987	1988	1989	1990	1991	1992	1993	1994	1995	1996	1997	1998	1999	2000	2001	2002	2003	2004	2005	2006	2007	2008	2009	2010	2011	2012	2013	2014	2015	2016	2017	2018	2019					WEST										EAST					
1980	1981	1982	1983	1984	1985	1986	1987	1988	1989																																																					
1990	1991	1992	1993	1994	1995	1996	1997	1998	1999																																																					
2000	2001	2002	2003	2004	2005	2006	2007	2008	2009																																																					
2010	2011	2012	2013	2014	2015	2016	2017	2018	2019																																																					
				WEST																																																										
				EAST																																																										

No.	Name	Label	Survey period	Survey frequency
-----	------	-------	---------------	------------------

3.122)	investexp	expected total investment this year	East and West since 05/2015	
--------	-----------	-------------------------------------	-----------------------------	--

Wording of question

<p>05/2015</p> <p>Investments</p> <p>1) In the current year (20XX* compared to 20YY**) our investments will likely</p> <p>Total investments</p> <p>increase [1] <input type="text"/></p> <p>not change [2] <input type="text"/></p> <p>decrease [3] <input type="text"/></p>	<p>Further information</p> <p>*20XX means current year e.g.: If the question was posed in 2015: 20XX=2015</p> <p>**20YY means last year e.g.: If the question was posed in 2015: 20YY=2014</p>																																																												
<p>Time span of variable</p> <table border="1"> <tr><td>1980</td><td>1981</td><td>1982</td><td>1983</td><td>1984</td><td>1985</td><td>1986</td><td>1987</td><td>1988</td><td>1989</td></tr> <tr><td>1990</td><td>1991</td><td>1992</td><td>1993</td><td>1994</td><td>1995</td><td>1996</td><td>1997</td><td>1998</td><td>1999</td></tr> <tr><td>2000</td><td>2001</td><td>2002</td><td>2003</td><td>2004</td><td>2005</td><td>2006</td><td>2007</td><td>2008</td><td>2009</td></tr> <tr><td>2010</td><td>2011</td><td>2012</td><td>2013</td><td>2014</td><td>2015</td><td>2016</td><td>2017</td><td>2018</td><td>2019</td></tr> <tr><td></td><td></td><td></td><td></td><td>WEST</td><td></td><td></td><td></td><td></td><td></td></tr> <tr><td></td><td></td><td></td><td></td><td>EAST</td><td></td><td></td><td></td><td></td><td></td></tr> </table>		1980	1981	1982	1983	1984	1985	1986	1987	1988	1989	1990	1991	1992	1993	1994	1995	1996	1997	1998	1999	2000	2001	2002	2003	2004	2005	2006	2007	2008	2009	2010	2011	2012	2013	2014	2015	2016	2017	2018	2019					WEST										EAST					
1980	1981	1982	1983	1984	1985	1986	1987	1988	1989																																																				
1990	1991	1992	1993	1994	1995	1996	1997	1998	1999																																																				
2000	2001	2002	2003	2004	2005	2006	2007	2008	2009																																																				
2010	2011	2012	2013	2014	2015	2016	2017	2018	2019																																																				
				WEST																																																									
				EAST																																																									

No.	Name	Label	Survey period	Survey frequency
-----	------	-------	---------------	------------------

3.123)	invconexp	expected investment in construction this year	East and West since 05/2015	
--------	-----------	---	-----------------------------	--

Wording of question

<p>05/2015</p> <p>Investments</p> <p>1) In the current year (20XX* compared to 20YY**) our investments will likely</p> <p>Total investments, thereof in: construction</p> <p>increase [1] <input type="text"/></p> <p>not change [2] <input type="text"/></p> <p>decrease [3] <input type="text"/></p>	<p>Further information</p> <p>*20XX means current year e.g.: If the question was posed in 2015: 20XX=2015</p> <p>**20YY means last year e.g.: If the question was posed in 2015: 20YY=2014</p>																																																		
<p>Time span of variable</p> <table border="1"> <tr><td>1980</td><td>1981</td><td>1982</td><td>1983</td><td>1984</td><td>1985</td><td>1986</td><td>1987</td><td>1988</td><td>1989</td></tr> <tr><td>1990</td><td>1991</td><td>1992</td><td>1993</td><td>1994</td><td>1995</td><td>1996</td><td>1997</td><td>1998</td><td>1999</td></tr> <tr><td>2000</td><td>2001</td><td>2002</td><td>2003</td><td>2004</td><td>2005</td><td>2006</td><td>2007</td><td>2008</td><td>2009</td></tr> <tr><td>2010</td><td>2011</td><td>2012</td><td>2013</td><td>2014</td><td>2015</td><td>2016</td><td>2017</td><td>2018</td><td>2019</td></tr> <tr><td></td><td></td><td></td><td></td><td>WEST</td><td></td><td></td><td></td><td></td><td></td></tr> </table>		1980	1981	1982	1983	1984	1985	1986	1987	1988	1989	1990	1991	1992	1993	1994	1995	1996	1997	1998	1999	2000	2001	2002	2003	2004	2005	2006	2007	2008	2009	2010	2011	2012	2013	2014	2015	2016	2017	2018	2019					WEST					
1980	1981	1982	1983	1984	1985	1986	1987	1988	1989																																										
1990	1991	1992	1993	1994	1995	1996	1997	1998	1999																																										
2000	2001	2002	2003	2004	2005	2006	2007	2008	2009																																										
2010	2011	2012	2013	2014	2015	2016	2017	2018	2019																																										
				WEST																																															

			EAST		
--	--	--	------	--	--

No.	Name	Label	Survey period	Survey frequency
-----	------	-------	---------------	------------------

3.124)	inveqexp	expected investment in equipment this year	East and West since 05/2015	
--------	----------	--	-----------------------------	--

Wording of question

<p>05/2015</p> <p>Investments</p> <p>1) In the current year (20XX* compared to 20YY**) our investments will likely</p> <p style="text-align: center;">Total investments, thereof in: equipment</p> <p>increase [1] <input type="text"/></p> <p>not change [2] <input type="text"/></p> <p>decrease [3] <input type="text"/></p>	<p>Further information</p> <p>*20XX means current year e.g.: If the question was posed in 2015: 20XX=2015</p> <p>**20YY means last year e.g.: If the question was posed in 2015: 20YY=2014</p>
---	--

Time span of variable

1980	1981	1982	1983	1984	1985	1986	1987	1988	1989
1990	1991	1992	1993	1994	1995	1996	1997	1998	1999
2000	2001	2002	2003	2004	2005	2006	2007	2008	2009
2010	2011	2012	2013	2014	2015	2016	2017	2018	2019

WEST
EAST