



## List of Variables

# Business Survey Service Sector

Data: 10/2004-12/2016

As of January 2017

Contents

Page 1-2

Description of Variables

Page 3-32

LMU-ifo Economics & Business Data Center (EBDC)

Poschingerstr. 5  
81679 München

## List of variables - Ifo Business Survey Service Sector

### 1. Variables of identification

### 2. Standard questions

### 3. Special questions

#### 1. Variables of identification

No.	Name	Label	German description
1.1)	survey	survey	Umfrage
1.2)	year	year	Erhebungsjahr
1.3)	month	month	Monat
1.4)	idnum	firm X address file id	Firmenidentifikationsnummer
1.5)	runnum	running number of plant	Laufende Firmennummer
1.6)	dl_plantnum	KT information id	12-stellige KT Identifikationsnummer
1.7)	sector_id	sector id	Sektor ID
1.8)	fedstaifo	federal state (ifo-code)	Bundesland entsprechend ifo Codierung
1.9)	sector_wz03	wz03 sector classification	Wirtschaftsbereich nach WZ03
1.10)	sector_wz08	wz08 sector classification	Wirtschaftsbereich nach WZ08
1.11)	sector_total	ebdc sector classification	Wirtschaftsbereich nach EBDC-eigener Klassifizierung
1.12)	dl_size	size range	Größenklasse
1.13)	dl_size_turnover	size of turnover	Umsatzgrößenklasse
1.14)	dl_size_employees	size of employees	Beschäftigtengrößenklasse

#### II. Variables regarding the survey process

No.	Name	Label	German description
1.15)	online	online	Fragebogen online beantwortet
1.16)	survey_start	survey start	Umfragebeginn
1.17)	survey_end	survey end	Umfrageende
1.18)	participation_date	participation date	Teilnahmedatum
1.19)	participation_hour	participation hour	Teilnahmestunde
1.20)	participation_status	participation status	Teilnahmestatus

#### 2. Standard questions

No.	Name	Label	German description
2.1)	dl_statebus	state of business (appraisal)	Beurteilung der Geschäftslage
2.2)	dl_busvolqu	business volume last 3 months	Entwicklung der Geschäftslage in den letzten 3 Monaten
2.3)	dl_demandsales	demand / sales volume last 2-3 months	Entwicklung der Nachfrage/des Umsatz in den letzten 2-3 Monaten
2.4)	dl_demandlast	demand / sales last month versus same month of previous year	Entwicklung von Nachfrage/Umsatz im letzten Monat ggü. Vorjahresmonat
2.5)	dl_orders	orders (appraisal)	Beurteilung des Auftragsbestandes
2.6)	dl_employlast	employees last 2-3 months	Entwicklung der Beschäftigtenzahl in den letzten 2-3 Monaten
2.7)	dl_demandexp	expected demand / sales volume for the next 2-3 months	Erwartete Entwicklung von Nachfrage/Umsatz in den nächsten 2-3 Monaten
2.8)	dl_employexp	expected employees for the next 2-3 months	Erwartete Entwicklung der Beschäftigtenzahl
2.9)	dl_expectbus	expected business situation for the next 6 months	Erwartete Geschäftsentwicklung in den nächsten 6 Monaten
2.10)	dl_pricenext	prices for the next 3 months	Erwartete Preisentwicklung in den nächsten 3 Monaten

#### 3. Special questions

No.	Name	Label	German description
3.1)	dl_constrbus	constraints to business activity	Behinderung der Geschäftstätigkeit
3.2)	dl_lackdem	constaints by lack of demand	Behinderung der Geschäftstätigkeit durch unzureichende Nachfrage
3.3)	dl_mplack	constaints by lack of skilled labour	Behinderung der Geschäftstätigkeit durch Mangel an Arbeitskräften
3.4)	dl_lacktec	constaints by lack of technical capacities	Behinderung der Geschäftstätigkeit durch zu geringe technische Kapazitäten
3.5)	dl_finan	constaints by problems of financing	Behinderung der Geschäftstätigkeit durch Finanzierungsengpässe
3.6)	dl_lackroom	constaints by lack of room / business equipment	Behinderung der Geschäftstätigkeit durch Raummangel
3.7)	dl_weather	constaints by weather conditions	Behinderung der Geschäftstätigkeit durch Wetterlage
3.8)	dl_othrea	constaints by other reasons	Behinderung der Geschäftstätigkeit durch andere Ursachen
3.9)	dl_kap1	potential of existing capacity	Potential der vorhandenen Kapazitäten
3.10)	dl_kap2	potential capacity expansion in %	Potential der vorhandenen Kapazitäten in %
3.11)	dl_fambus	family business	Familienunternehmen
3.12)	dl_minim1	minimum wage q1	Mindestlohn Frage 1
3.13)	dl_minim2	minimum wage q2	Mindestlohn Frage 2
3.14)	dl_minim3	minimum wage q3	Mindestlohn Frage 3
3.15)	dl_minim4	minimum wage q4	Mindestlohn Frage 4
3.16)	dl_minim5	minimum wage q5	Mindestlohn Frage 5
3.17)	dl_minim6	minimum wage q6	Mindestlohn Frage 6
3.18)	dl_minim7	minimum wage q7	Mindestlohn Frage 7
3.19)	dl_minim8	minimum wage q8	Mindestlohn Frage 8
3.20)	dl_invest_lj	total investment last year	Entwicklung der Investitionen letztes Jahr
3.21)	dl_invcon_lj	investment in construction last year	Investitionen in Bauten letztes Jahr
3.21)	dl_inveq_lj	investment in equipment last year	Investitionen in Ausrüstung letztes Jahr
3.23)	dl_invest_dj	total investment this year	Gesamtinvestitionen dieses Jahr
3.24)	dl_invcon_dj	investment in construction this year	Investitionen in Bauten dieses Jahr
3.25)	dl_inveq_dj	investment in equipment this year	Investitionen in Ausrüstung dieses Jahr

3.26)	dl_invest_nj	total investment next year	Investitionen im kommenden Jahr, insgesamt
3.27)	dl_invcon_nj	investment in construction next year	Investitionen im kommenden Jahr, Bauten
3.28)	dl_inveq_nj	investment in equipment next year	Investitionen im kommenden Jahr, Ausrüstung
3.29)	dl_ref1	refugees question 1	Flüchtlinge Frage 1
3.30)	dl_ref2	refugees question 2	Flüchtlinge Frage 2
3.31)	dl_ref3	refugees question 3	Flüchtlinge Frage 3
3.32)	dl_ref4	refugees question 4	Flüchtlinge Frage 4
3.33)	dl_ref5	refugees question 5	Flüchtlinge Frage 5
3.34)	dl_ref6	refugees question 6	Flüchtlinge Frage 6
3.35)	dl_ref7	refugees question 7	Flüchtlinge Frage 7
3.36)	dl_ref8	refugees question 8	Flüchtlinge Frage 8
3.37)	dl_ref9	refugees question 9	Flüchtlinge Frage 9
3.38)	dl_minim_post1	affected by minimum wage	von Mindestlohn betroffen
3.39)	dl_minim_post2	no minimum wage measures	keine Mindestlohn- Maßnahmen
3.40)	dl_minim_post3	measures: employee reduction	Maßnahmen: Personalabbau
3.41)	dl_minim_post4	measures: working hour reduction	Maßnahmen: Arbeitszeitreduzierung
3.42)	dl_minim_post5	measures: increased prices	Maßnahmen: Preiserhöhungen
3.43)	dl_minim_post6	measures: decreased investment	Maßnahmen: verringerte Investitionen
3.44)	dl_minim_post7	measures: decreased special payments	Maßnahmen: Kürzungen von Sonderzahlungen
3.45)	dl_minim_post8	less minijobs	Minijobs weggefallen
3.46)	dl_minim_post9	minijobs transformed into insurable employment	Minijobs in soz.vers.pflichtige Besch.verhältnisse umgewandelt
3.47)	dl_minim_post10	new insurable employment	neue soz.vers.pflichtige Besch.verhältnisse
3.48)	dl_minim_post11	employment relationships did not change	keine veränderten Besch.Verhältnisse
3.49)	dl_credityes	credit agreement signed	Kreditvertrag abgeschlossen
3.50)	dl_creditno	credit agreement not signed	Kreditvertrag nicht abgeschlossen
3.51)	dl_credituse1	financing of ongoing operating resources	Finanzierung laufender Kreditmittel
3.52)	dl_credituse2	financing of an investment	Finanzierung einer Investition
3.53)	dl_credituse3	other financing	Sonstiger Verwendungszweck
3.54)	dl_midmanager	mid tier: more than 4 managers	Mittelstand: mehr als 4 Manager
3.55)	dl_midmanshare	mid tier: at least one manager has shares	Mittelstand: Mindestens ein Manager hat Anteile
3.56)	dl_midyes	mid tier: company rated as mid tier	Mittelstand: Als Mittelstand eingeschätzt

## 1. Variables of identification

No.	Name	Label	Survey period	Survey frequency
-----	------	-------	---------------	------------------

1.1) **survey** survey East and West since 10/2004 monthly survey

2004	2005	2006	2007	2008	2009	2010	2011	2012	2013	Further information
WEST										
EAST										
2014	2015	2016	2017	2018	2019	2020	2021	2022	2023	
WEST										
EAST										
WEST										
EAST										
WEST										
EAST										

No.	Name	Label	Survey period	Survey frequency
-----	------	-------	---------------	------------------

1.2) **year** year East and West since 10/2004 monthly survey

2004	2005	2006	2007	2008	2009	2010	2011	2012	2013	Further information
WEST										Year of survey
EAST										
2014	2015	2016	2017	2018	2019	2020	2021	2022	2023	
WEST										
EAST										
WEST										
EAST										
WEST										
EAST										

No.	Name	Label	Survey period	Survey frequency
-----	------	-------	---------------	------------------

1.3) **month** month East and West since 10/2004 monthly survey

2004	2005	2006	2007	2008	2009	2010	2011	2012	2013	Further information
WEST										Month
EAST										
2014	2015	2016	2017	2018	2019	2020	2021	2022	2023	
WEST										
EAST										
WEST										
EAST										
WEST										
EAST										

No.	Name	Label	Survey period	Survey frequency
-----	------	-------	---------------	------------------

1.4) **idnum** firm X adress file id East and West since 10/2004 monthly survey

2004	2005	2006	2007	2008	2009	2010	2011	2012	2013	Further information
WEST										Firm X adress file id  7 digits
EAST										
2014	2015	2016	2017	2018	2019	2020	2021	2022	2023	
WEST										
EAST										
WEST										
EAST										
WEST										
EAST										

No.	Name	Label	Survey period	Survey frequency																																																																	
1.5)	runnum	running number of plant	East and West since 10/2004	monthly survey																																																																	
<table border="1"> <thead> <tr> <th>2004</th><th>2005</th><th>2006</th><th>2007</th><th>2008</th><th>2009</th><th>2010</th><th>2011</th><th>2012</th><th>2013</th><th>Further information</th> </tr> </thead> <tbody> <tr> <td colspan="10">WEST</td> <td rowspan="2">running number of plant</td> </tr> <tr> <td colspan="10">EAST</td> </tr> <tr> <th>2014</th><th>2015</th><th>2016</th><th>2017</th><th>2018</th><th>2019</th><th>2020</th><th>2021</th><th>2022</th><th>2023</th><td></td> </tr> <tr> <td colspan="10">WEST</td> <td></td> </tr> <tr> <td colspan="10">EAST</td> <td></td> </tr> </tbody> </table>					2004	2005	2006	2007	2008	2009	2010	2011	2012	2013	Further information	WEST										running number of plant	EAST										2014	2015	2016	2017	2018	2019	2020	2021	2022	2023		WEST											EAST										
2004	2005	2006	2007	2008	2009	2010	2011	2012	2013	Further information																																																											
WEST										running number of plant																																																											
EAST																																																																					
2014	2015	2016	2017	2018	2019	2020	2021	2022	2023																																																												
WEST																																																																					
EAST																																																																					

No.	Name	Label	Survey period	Survey frequency																																																																	
1.6)	dl_plantnum	KT information id	East and West since 10/2004	monthly survey																																																																	
<table border="1"> <thead> <tr> <th>2004</th><th>2005</th><th>2006</th><th>2007</th><th>2008</th><th>2009</th><th>2010</th><th>2011</th><th>2012</th><th>2013</th><th>Further information</th> </tr> </thead> <tbody> <tr> <td colspan="10">WEST</td> <td rowspan="2">KT information id, 12 digits, created with DL-branch number</td> </tr> <tr> <td colspan="10">EAST</td> </tr> <tr> <th>2014</th><th>2015</th><th>2016</th><th>2017</th><th>2018</th><th>2019</th><th>2020</th><th>2021</th><th>2022</th><th>2023</th><td>digit 1-5: 1.5) sec      Economic sector</td> </tr> <tr> <td colspan="10">WEST</td> <td>digit 6-7: 1.15) fedstaifo      federal state according to ifo code</td> </tr> <tr> <td colspan="10">EAST</td> <td>digit 8-12: 1.11) runnum      running firm number</td> </tr> </tbody> </table>					2004	2005	2006	2007	2008	2009	2010	2011	2012	2013	Further information	WEST										KT information id, 12 digits, created with DL-branch number	EAST										2014	2015	2016	2017	2018	2019	2020	2021	2022	2023	digit 1-5: 1.5) sec      Economic sector	WEST										digit 6-7: 1.15) fedstaifo      federal state according to ifo code	EAST										digit 8-12: 1.11) runnum      running firm number
2004	2005	2006	2007	2008	2009	2010	2011	2012	2013	Further information																																																											
WEST										KT information id, 12 digits, created with DL-branch number																																																											
EAST																																																																					
2014	2015	2016	2017	2018	2019	2020	2021	2022	2023	digit 1-5: 1.5) sec      Economic sector																																																											
WEST										digit 6-7: 1.15) fedstaifo      federal state according to ifo code																																																											
EAST										digit 8-12: 1.11) runnum      running firm number																																																											

No.	Name	Label	Survey period	Survey frequency																																																																	
1.7)	sector_id	sector id	East and West since 10/2004	monthly survey																																																																	
<table border="1"> <thead> <tr> <th>2004</th><th>2005</th><th>2006</th><th>2007</th><th>2008</th><th>2009</th><th>2010</th><th>2011</th><th>2012</th><th>2013</th><th>Further information</th> </tr> </thead> <tbody> <tr> <td colspan="10">WEST</td> <td rowspan="2"></td> </tr> <tr> <td colspan="10">EAST</td> </tr> <tr> <th>2014</th><th>2015</th><th>2016</th><th>2017</th><th>2018</th><th>2019</th><th>2020</th><th>2021</th><th>2022</th><th>2023</th><td></td> </tr> <tr> <td colspan="10">WEST</td> <td></td> </tr> <tr> <td colspan="10">EAST</td> <td></td> </tr> </tbody> </table>					2004	2005	2006	2007	2008	2009	2010	2011	2012	2013	Further information	WEST											EAST										2014	2015	2016	2017	2018	2019	2020	2021	2022	2023		WEST											EAST										
2004	2005	2006	2007	2008	2009	2010	2011	2012	2013	Further information																																																											
WEST																																																																					
EAST																																																																					
2014	2015	2016	2017	2018	2019	2020	2021	2022	2023																																																												
WEST																																																																					
EAST																																																																					

No.	Name	Label	Survey period	Survey frequency																																																																																																																								
1.8)	fedstaifo	federal state (ifo-code)	East and West since 10/2004	monthly survey																																																																																																																								
<table border="1"> <thead> <tr> <th>2004</th><th>2005</th><th>2006</th><th>2007</th><th>2008</th><th>2009</th><th>2010</th><th>2011</th><th>2012</th><th>2013</th><th>Further information</th> </tr> </thead> <tbody> <tr> <td colspan="10">WEST</td> <td rowspan="2">federal state according to ifo code</td> </tr> <tr> <td colspan="10">EAST</td> </tr> <tr> <th>2014</th><th>2015</th><th>2016</th><th>2017</th><th>2018</th><th>2019</th><th>2020</th><th>2021</th><th>2022</th><th>2023</th><td>1 "[01] Berlin West"      9 "[09] Baden-Wuerttemberg"</td> </tr> <tr> <td colspan="10">WEST</td> <td>2 "[02] Schleswig-Holstein"      10 "[10] Bavaria"</td> </tr> <tr> <td colspan="10">EAST</td> <td>3 "[03] Hamburg"      11 "[11] Saarland"</td> </tr> <tr> <td colspan="10"></td> <td>4 "[04] Bremen"      12 "[12] Mecklenburg-Western-Pomerania"</td> </tr> <tr> <td colspan="10"></td> <td>5 "[05] Lower Saxony"      13 "[13] Brandenburg (incl. Berlin East)"</td> </tr> <tr> <td colspan="10"></td> <td>6 "[06] Nordrhein-Westphalia"      14 "[14] Saxony-Anhalt"</td> </tr> <tr> <td colspan="10"></td> <td>7 "[07] Rhineland-Palatinate"      15 "[15] Saxony"</td> </tr> <tr> <td colspan="10"></td> <td>8 "[08] Hesse"      16 "[16] Thuringia"</td> </tr> </tbody> </table>					2004	2005	2006	2007	2008	2009	2010	2011	2012	2013	Further information	WEST										federal state according to ifo code	EAST										2014	2015	2016	2017	2018	2019	2020	2021	2022	2023	1 "[01] Berlin West"      9 "[09] Baden-Wuerttemberg"	WEST										2 "[02] Schleswig-Holstein"      10 "[10] Bavaria"	EAST										3 "[03] Hamburg"      11 "[11] Saarland"											4 "[04] Bremen"      12 "[12] Mecklenburg-Western-Pomerania"											5 "[05] Lower Saxony"      13 "[13] Brandenburg (incl. Berlin East)"											6 "[06] Nordrhein-Westphalia"      14 "[14] Saxony-Anhalt"											7 "[07] Rhineland-Palatinate"      15 "[15] Saxony"											8 "[08] Hesse"      16 "[16] Thuringia"
2004	2005	2006	2007	2008	2009	2010	2011	2012	2013	Further information																																																																																																																		
WEST										federal state according to ifo code																																																																																																																		
EAST																																																																																																																												
2014	2015	2016	2017	2018	2019	2020	2021	2022	2023	1 "[01] Berlin West"      9 "[09] Baden-Wuerttemberg"																																																																																																																		
WEST										2 "[02] Schleswig-Holstein"      10 "[10] Bavaria"																																																																																																																		
EAST										3 "[03] Hamburg"      11 "[11] Saarland"																																																																																																																		
										4 "[04] Bremen"      12 "[12] Mecklenburg-Western-Pomerania"																																																																																																																		
										5 "[05] Lower Saxony"      13 "[13] Brandenburg (incl. Berlin East)"																																																																																																																		
										6 "[06] Nordrhein-Westphalia"      14 "[14] Saxony-Anhalt"																																																																																																																		
										7 "[07] Rhineland-Palatinate"      15 "[15] Saxony"																																																																																																																		
										8 "[08] Hesse"      16 "[16] Thuringia"																																																																																																																		

No.	Name	Label	Survey period	Survey frequency																																																						
1.9)	sector_wz03	wz03 sector classification	East and West 10/2004 to 03/2011	monthly survey																																																						
<table border="1"> <thead> <tr> <th>2004</th><th>2005</th><th>2006</th><th>2007</th><th>2008</th><th>2009</th><th>2010</th><th>2011</th><th>2012</th><th>2013</th><th>Further information</th> </tr> </thead> <tbody> <tr> <td colspan="10">WEST</td> <td rowspan="2">Sector according to <b>WZ03</b></td> </tr> <tr> <td colspan="10">EAST</td> </tr> <tr> <th>2014</th><th>2015</th><th>2016</th><th>2017</th><th>2018</th><th>2019</th><th>2020</th><th>2021</th><th>2022</th><th>2023</th><td></td> </tr> <tr> <td colspan="10"></td> <td></td> </tr> </tbody> </table>					2004	2005	2006	2007	2008	2009	2010	2011	2012	2013	Further information	WEST										Sector according to <b>WZ03</b>	EAST										2014	2015	2016	2017	2018	2019	2020	2021	2022	2023												
2004	2005	2006	2007	2008	2009	2010	2011	2012	2013	Further information																																																
WEST										Sector according to <b>WZ03</b>																																																
EAST																																																										
2014	2015	2016	2017	2018	2019	2020	2021	2022	2023																																																	

No.	Name	Label	Survey period	Survey frequency
1.10)	sector_wz08	wz08 sector classification	East and West 01/2005 East and West since 04/2011	once monthly survey





2014	2015	2016	2017	2018	2019	2020	2021	2022	2023
WEST									
EAST									

No.	Name	Label	Survey period	Survey frequency
-----	------	-------	---------------	------------------

1.14) **size\_empl** size of employees East and West since 05/2012 monthly survey

2004	2005	2006	2007	2008	2009	2010	2011	2012	2013	Further information
									WEST	Size of employees
									EAST	
2014	2015	2016	2017	2018	2019	2020	2021	2022	2023	
WEST										
EAST										

No.	Name	Label	Survey period	Survey frequency
-----	------	-------	---------------	------------------

1.15) **online** online East and West since 10/2004 monthly survey

2004	2005	2006	2007	2008	2009	2010	2011	2012	2013	Further information
WEST										[1] fax [2] online [3] continuous text mail [4] pdf-mail [5] manually collected
EAST										
2014	2015	2016	2017	2018	2019	2020	2021	2022	2023	
WEST										
EAST										

No.	Name	Label	Survey period	Survey frequency
-----	------	-------	---------------	------------------

1.16) **survey\_start** survey\_start East and West since 02/2005 monthly survey

2004	2005	2006	2007	2008	2009	2010	2011	2012	2013	Further information
WEST									Start of survey  Only refers to the participants who answered the questionnaire online.	
EAST										
2014	2015	2016	2017	2018	2019	2020	2021	2022	2023	
WEST										
EAST										

No.	Name	Label	Survey period	Survey frequency
-----	------	-------	---------------	------------------

1.17) **survey\_end** survey\_end East and West since 02/2005 monthly survey

2004	2005	2006	2007	2008	2009	2010	2011	2012	2013	Further information
WEST									End of survey  Only refers to the participants who answered the questionnaire online.	
EAST										
2014	2015	2016	2017	2018	2019	2020	2021	2022	2023	
WEST										
EAST										

No.	Name	Label	Survey period	Survey frequency
-----	------	-------	---------------	------------------

1.18) **participation\_date** participation date East and West since 02/2005 monthly survey

2004	2005	2006	2007	2008	2009	2010	2011	2012	2013	Further information
WEST									Date of survey  Only refers to the participants who answered the questionnaire online.	
EAST										
2014	2015	2016	2017	2018	2019	2020	2021	2022	2023	
WEST										
EAST										

No.	Name	Label	Survey period	Survey frequency
-----	------	-------	---------------	------------------

1.19)	participation_hour	participation hour	East and West since 02/2005	monthly survey						
2004	2005	2006	2007	2008	2009	2010	2011	2012	2013	Further information Hour of survey Only refers to the participants who answered the questionnaire online.
WEST										
EAST										
2014	2015	2016	2017	2018	2019	2020	2021	2022	2023	
WEST										
EAST										

No.	Name	Label	Survey period	Survey frequency
-----	------	-------	---------------	------------------

1.20)	participation_status	participation status	East and West since 02/2005	monthly survey						
2004	2005	2006	2007	2008	2009	2010	2011	2012	2013	Further information Participation status Only refers to the participants who answered the questionnaire online.  [1] complete [2] reworked [3] incomplete [4] not answered [5] ausgefüllt
WEST										
EAST										
2014	2015	2016	2017	2018	2019	2020	2021	2022	2023	
WEST										
EAST										

## 2. Standard questions

No.	Name	Label	Survey period	Survey frequency
-----	------	-------	---------------	------------------

2.1)	dl_statebus	state of business (appraisal)	East and West since 10/2004	monthly survey
------	-------------	-------------------------------	-----------------------------	----------------

### Wording of question

since 10/2004	Further information							
<p><b>Information about your own company (domestic)</b></p> <p>Current situation (appraisal and development)</p> <table border="1"> <tr> <td rowspan="3">1. We evaluate our state of business currently to be</td> <td>good [1]</td> <td></td> </tr> <tr> <td>satisfiable [2]</td> <td></td> </tr> <tr> <td>bad [3]</td> <td></td> </tr> </table>	1. We evaluate our state of business currently to be	good [1]		satisfiable [2]		bad [3]		Appraisal of the state of business
1. We evaluate our state of business currently to be		good [1]						
		satisfiable [2]						
	bad [3]							

### Time span of variable

2004	2005	2006	2007	2008	2009	2010	2011	2012	2013	Further information
WEST										
EAST										
2014	2015	2016	2017	2018	2019	2020	2021	2022	2023	
WEST										
EAST										

No.	Name	Label	Survey period	Survey frequency
-----	------	-------	---------------	------------------

2.2)	dl_busvolqu	business volume last 3 months	East and West since 10/2004	monthly survey
------	-------------	-------------------------------	-----------------------------	----------------

### Wording of question

since 10/2004	Further information							
<p><b>Information about your own company (domestic)</b></p> <p>Current situation (appraisal and development)</p> <table border="1"> <tr> <td rowspan="3">2. During the last 3 months our business volume has</td> <td>increased [1]</td> <td></td> </tr> <tr> <td>not changed [2]</td> <td></td> </tr> <tr> <td>decreased [3]</td> <td></td> </tr> </table>	2. During the last 3 months our business volume has	increased [1]		not changed [2]		decreased [3]		Development of the business volume during the last 3 months
2. During the last 3 months our business volume has		increased [1]						
		not changed [2]						
	decreased [3]							



Time span of variable									
2004	2005	2006	2007	2008	2009	2010	2011	2012	2013
WEST									
EAST									
2014	2015	2016	2017	2018	2019	2020	2021	2022	2023
WEST									
EAST									

No.	Name	Label	Survey period	Survey frequency
2.3)	dl_demandsales	demand / sales volume last 2-3 months	East and West since 10/2004	monthly survey

**Wording of question**

since 10/2004		Further information																																																												
<p><b>Information about your own company (domestic)</b></p> <p>Current situation (appraisal and development)</p> <table border="1"> <tr> <td rowspan="3">3a. During the last 2-3 months the demand* for our services or our sales volume* has</td> <td>increased [1]</td> <td></td> </tr> <tr> <td>not changed [2]</td> <td></td> </tr> <tr> <td>decreased [3]</td> <td></td> </tr> </table>		3a. During the last 2-3 months the demand* for our services or our sales volume* has	increased [1]		not changed [2]		decreased [3]		<p>Development of demand/sales volume during the last 2-3 months</p> <p>*Incl. Foreign demand/ sales volume</p>																																																					
3a. During the last 2-3 months the demand* for our services or our sales volume* has	increased [1]																																																													
	not changed [2]																																																													
	decreased [3]																																																													
Time span of variable																																																														
<table border="1"> <thead> <tr> <th>2004</th><th>2005</th><th>2006</th><th>2007</th><th>2008</th><th>2009</th><th>2010</th><th>2011</th><th>2012</th><th>2013</th> </tr> </thead> <tbody> <tr> <td colspan="10">WEST</td> </tr> <tr> <td colspan="10">EAST</td> </tr> <tr> <th>2014</th><th>2015</th><th>2016</th><th>2017</th><th>2018</th><th>2019</th><th>2020</th><th>2021</th><th>2022</th><th>2023</th> </tr> <tr> <td colspan="10">WEST</td> </tr> <tr> <td colspan="10">EAST</td> </tr> </tbody> </table>		2004	2005	2006	2007	2008	2009	2010	2011	2012	2013	WEST										EAST										2014	2015	2016	2017	2018	2019	2020	2021	2022	2023	WEST										EAST										
2004	2005	2006	2007	2008	2009	2010	2011	2012	2013																																																					
WEST																																																														
EAST																																																														
2014	2015	2016	2017	2018	2019	2020	2021	2022	2023																																																					
WEST																																																														
EAST																																																														

No.	Name	Label	Survey period	Survey frequency
2.4)	dl_demandlast	demand / sales last month versus same month of previous year	East and West since 10/2004	monthly survey

**Wording of question**

von 10/2004 bis 04/2009		Further information																																																		
<p><b>Information about your own company (domestic)</b></p> <p>Current situation (appraisal and development)</p> <table border="1"> <tr> <td rowspan="3">3b. Compared to the same month of last year our demand* or sales volume [...] last month has</td> <td>increased [1]</td> <td></td> </tr> <tr> <td>not changed [2]</td> <td></td> </tr> <tr> <td>decreased [3]</td> <td></td> </tr> </table>		3b. Compared to the same month of last year our demand* or sales volume [...] last month has	increased [1]		not changed [2]		decreased [3]		<p>demand/ sales volume last month versus same month of previous year</p> <p>*Incl. Foreign demand/ sales volume</p>																																											
3b. Compared to the same month of last year our demand* or sales volume [...] last month has	increased [1]																																																			
	not changed [2]																																																			
	decreased [3]																																																			
since 05/2009																																																				
<p><b>Information about your own company (domestic)</b></p> <p>Current situation (appraisal and development)</p> <table border="1"> <tr> <td rowspan="3">3b. Compared to the same month of last year our demand* or sales volume [...] in the previous month has</td> <td>increased [1]</td> <td></td> </tr> <tr> <td>not changed [2]</td> <td></td> </tr> <tr> <td>decreased [3]</td> <td></td> </tr> </table>		3b. Compared to the same month of last year our demand* or sales volume [...] in the previous month has	increased [1]		not changed [2]		decreased [3]																																													
3b. Compared to the same month of last year our demand* or sales volume [...] in the previous month has	increased [1]																																																			
	not changed [2]																																																			
	decreased [3]																																																			
Time span of variable																																																				
<table border="1"> <thead> <tr> <th>2004</th><th>2005</th><th>2006</th><th>2007</th><th>2008</th><th>2009</th><th>2010</th><th>2011</th><th>2012</th><th>2013</th> </tr> </thead> <tbody> <tr> <td colspan="10">WEST</td> </tr> <tr> <td colspan="10">EAST</td> </tr> <tr> <th>2014</th><th>2015</th><th>2016</th><th>2017</th><th>2018</th><th>2019</th><th>2020</th><th>2021</th><th>2022</th><th>2023</th> </tr> <tr> <td colspan="10">WEST</td> </tr> </tbody> </table>		2004	2005	2006	2007	2008	2009	2010	2011	2012	2013	WEST										EAST										2014	2015	2016	2017	2018	2019	2020	2021	2022	2023	WEST										
2004	2005	2006	2007	2008	2009	2010	2011	2012	2013																																											
WEST																																																				
EAST																																																				
2014	2015	2016	2017	2018	2019	2020	2021	2022	2023																																											
WEST																																																				

EAST					
------	--	--	--	--	--

No.	Name	Label	Survey period	Survey frequency
-----	------	-------	---------------	------------------

2.5)	dl_orders	orders (appraisal)	East and West since 10/2004	monthly survey
------	-----------	--------------------	-----------------------------	----------------

**Wording of question**

<p>since 10/2004</p> <p><b>Information about your own company (domestic)</b></p> <p>Current situation (appraisal and development)</p> <table border="1"> <tr> <td rowspan="3">4. We evaluate our order backlog to be (given that an order backlog is typical for the branch)</td> <td>relatively high [1]</td> <td></td> </tr> <tr> <td>sufficient [2]</td> <td></td> </tr> <tr> <td>too small [3]</td> <td></td> </tr> </table>	4. We evaluate our order backlog to be (given that an order backlog is typical for the branch)	relatively high [1]		sufficient [2]		too small [3]		<p><b>Further information</b></p> <p>Appraisal of orders</p>																																																					
4. We evaluate our order backlog to be (given that an order backlog is typical for the branch)		relatively high [1]																																																											
		sufficient [2]																																																											
	too small [3]																																																												
<p><b>Time span of variable</b></p> <table border="1"> <tr> <td>2004</td><td>2005</td><td>2006</td><td>2007</td><td>2008</td><td>2009</td><td>2010</td><td>2011</td><td>2012</td><td>2013</td> </tr> <tr> <td colspan="10">WEST</td> </tr> <tr> <td colspan="10">EAST</td> </tr> <tr> <td>2014</td><td>2015</td><td>2016</td><td>2017</td><td>2018</td><td>2019</td><td>2020</td><td>2021</td><td>2022</td><td>2023</td> </tr> <tr> <td colspan="4">WEST</td> <td colspan="6"></td> </tr> <tr> <td colspan="4">EAST</td> <td colspan="6"></td> </tr> </table>	2004	2005	2006	2007	2008	2009	2010	2011	2012	2013	WEST										EAST										2014	2015	2016	2017	2018	2019	2020	2021	2022	2023	WEST										EAST										
2004	2005	2006	2007	2008	2009	2010	2011	2012	2013																																																				
WEST																																																													
EAST																																																													
2014	2015	2016	2017	2018	2019	2020	2021	2022	2023																																																				
WEST																																																													
EAST																																																													

No.	Name	Label	Survey period	Survey frequency
-----	------	-------	---------------	------------------

2.6)	dl_employlast	employees last 2-3 months	East and West since 10/2004	monthly survey
------	---------------	---------------------------	-----------------------------	----------------

**Wording of question**

<p>since 10/2004</p> <p><b>Information about your own company (domestic)</b></p> <p>Current situation (appraisal and development)</p> <table border="1"> <tr> <td rowspan="3">5. During the last 2-3 months the number of our employees has</td> <td>increased [1]</td> <td></td> </tr> <tr> <td>not changed [2]</td> <td></td> </tr> <tr> <td>decreased [3]</td> <td></td> </tr> </table>	5. During the last 2-3 months the number of our employees has	increased [1]		not changed [2]		decreased [3]		<p><b>Further information</b></p> <p>Development of the number of employees during the last 2-3 months</p>																																																					
5. During the last 2-3 months the number of our employees has		increased [1]																																																											
		not changed [2]																																																											
	decreased [3]																																																												
<p><b>Time span of variable</b></p> <table border="1"> <tr> <td>2004</td><td>2005</td><td>2006</td><td>2007</td><td>2008</td><td>2009</td><td>2010</td><td>2011</td><td>2012</td><td>2013</td> </tr> <tr> <td colspan="10">WEST</td> </tr> <tr> <td colspan="10">EAST</td> </tr> <tr> <td>2014</td><td>2015</td><td>2016</td><td>2017</td><td>2018</td><td>2019</td><td>2020</td><td>2021</td><td>2022</td><td>2023</td> </tr> <tr> <td colspan="4">WEST</td> <td colspan="6"></td> </tr> <tr> <td colspan="4">EAST</td> <td colspan="6"></td> </tr> </table>	2004	2005	2006	2007	2008	2009	2010	2011	2012	2013	WEST										EAST										2014	2015	2016	2017	2018	2019	2020	2021	2022	2023	WEST										EAST										
2004	2005	2006	2007	2008	2009	2010	2011	2012	2013																																																				
WEST																																																													
EAST																																																													
2014	2015	2016	2017	2018	2019	2020	2021	2022	2023																																																				
WEST																																																													
EAST																																																													

No.	Name	Label	Survey period	Survey frequency
-----	------	-------	---------------	------------------

2.7)	dl_demandexp	expected demand / sales volume for the next 3 months	2- East and West since 10/2004	monthly survey
------	--------------	--	--------------------------------	----------------

**Wording of question**

<p>since 10/2004</p> <p><b>Information about your own company (domestic)</b></p> <p>Current situation (appraisal and development)</p> <table border="1"> <tr> <td rowspan="3">6. During the next 2-3 months the demand* for our services or our sales volume will be</td> <td>increasing [1]</td> <td></td> </tr> <tr> <td>not changing [2]</td> <td></td> </tr> <tr> <td>decreasing [3]</td> <td></td> </tr> </table>	6. During the next 2-3 months the demand* for our services or our sales volume will be	increasing [1]		not changing [2]		decreasing [3]		<p><b>Further information</b></p> <p>Expected demand/ sales volume for the next 2-3 months</p> <p>*Incl. Foreign demand/ sales volume</p>
6. During the next 2-3 months the demand* for our services or our sales volume will be		increasing [1]						
		not changing [2]						
	decreasing [3]							

Time span of variable									
2004	2005	2006	2007	2008	2009	2010	2011	2012	2013
WEST									
EAST									
2014	2015	2016	2017	2018	2019	2020	2021	2022	2023
WEST									
EAST									

No.	Name	Label	Survey period	Survey frequency
-----	------	-------	---------------	------------------

2.8)	dl_employexp	expected employees for the next 2-3 months	East and West since 10/2004	monthly survey
------	--------------	--	-----------------------------	----------------

Wording of question

since 10/2004	Further information							
<p><b>Information about your own company (domestic)</b></p> <p>Current situation (appraisal and development)</p> <table border="1"> <tr> <td rowspan="3">7. During the next 2-3 months the number of employees will be</td> <td>increasing [1]</td> <td></td> </tr> <tr> <td>not changing [2]</td> <td></td> </tr> <tr> <td>decreasing [3]</td> <td></td> </tr> </table>	7. During the next 2-3 months the number of employees will be	increasing [1]		not changing [2]		decreasing [3]		Expected development of number of employees during the next 2-3 months
7. During the next 2-3 months the number of employees will be		increasing [1]						
		not changing [2]						
	decreasing [3]							

Time span of variable									
2004	2005	2006	2007	2008	2009	2010	2011	2012	2013
WEST									
EAST									
2014	2015	2016	2017	2018	2019	2020	2021	2022	2023
WEST									
EAST									

No.	Name	Label	Survey period	Survey frequency
-----	------	-------	---------------	------------------

2.9)	dl_expectbus	expected business situation for the next 6 months	East and West since 10/2004	monthly survey
------	--------------	---	-----------------------------	----------------

Wording of question

since 10/2004	Further information							
<p><b>Information about your own company (domestic)</b></p> <p>Current situation (appraisal and development)</p> <table border="1"> <tr> <td rowspan="3">8. During the next 6 months our business situation will be</td> <td>more favourable [1]</td> <td></td> </tr> <tr> <td>not changing [2]</td> <td></td> </tr> <tr> <td>less favourable [3]</td> <td></td> </tr> </table>	8. During the next 6 months our business situation will be	more favourable [1]		not changing [2]		less favourable [3]		Expected business situation for the next 6 months
8. During the next 6 months our business situation will be		more favourable [1]						
		not changing [2]						
	less favourable [3]							

Time span of variable									
2004	2005	2006	2007	2008	2009	2010	2011	2012	2013
WEST									
EAST									
2014	2015	2016	2017	2018	2019	2020	2021	2022	2023
WEST									
EAST									

No.	Name	Label	Survey period	Survey frequency
-----	------	-------	---------------	------------------

2.10)	dl_pricenext	prices for the next 3 months	East and West since 10/2004	monthly survey
-------	--------------	------------------------------	-----------------------------	----------------

Wording of question

since 10/2004	Further information

<b>Information about your own company (domestic)</b> Current situation (appraisal and development)		Expected development of prices for the next 3 months							
9. During the next 3 months the prices for our services will be	increasing [1]								
	not changing [2]								
	decreasing [3]								
<b>Time span of variable</b>									
2004	2005	2006	2007	2008	2009	2010	2011	2012	2013
WEST									
EAST									
2014	2015	2016	2017	2018	2019	2020	2021	2022	2023
WEST									
EAST									

### 3. Special questions

No.	Name	Label	Survey period	Survey frequency
-----	------	-------	---------------	------------------

3.1) dl\_constrbus constraints to business activity East and West since 10/2004 inquired in Jan, Apr, July, Oct

#### Wording of question

since 10/2004 <b>Special questions (inquired only every 3 months)</b> 12. Our <b>domestic business activity</b> is currently constrained	Further information Constraints to business activity								
<table border="1"> <tr> <td>yes [1]</td> <td>no [2]</td> </tr> </table>	yes [1]	no [2]							
yes [1]	no [2]								
<b>Time span of variable</b>									
2004	2005	2006	2007	2008	2009	2010	2011	2012	2013
WEST									
EAST									
2014	2015	2016	2017	2018	2019	2020	2021	2022	2023
WEST									
EAST									

No.	Name	Label	Survey period	Survey frequency
-----	------	-------	---------------	------------------

3.2) dl\_lackdem constraints by lack of demand East and West since 10/2004 inquired in Jan, Apr, July, Oct

#### Wording of question

since 10/2004 <b>Special questions (inquired only every 3 months)</b> 12. Our domestic business activity is currently constrained ... if <b>yes</b> , by following factors (multiple answers are possible)	Further information Constraints by lack of demand								
<table border="1"> <tr> <td>yes [1]</td> </tr> </table>	yes [1]								
yes [1]									
<table border="1"> <tr> <td>lack of orders, lack of demand [1]*</td> </tr> </table>	lack of orders, lack of demand [1]*								
lack of orders, lack of demand [1]*									
<b>Time span of variable</b>									
2004	2005	2006	2007	2008	2009	2010	2011	2012	2013
WEST									
EAST									
2014	2015	2016	2017	2018	2019	2020	2021	2022	2023
WEST									
EAST									

No.	Name	Label	Survey period	Survey frequency
-----	------	-------	---------------	------------------

3.3) **dl\_mplack**      constaints by lack of skilled labour      East and West since 10/2004      inquired in Jan, Apr, July, Oct

**Wording of question**

since 10/2004  <b>Special questions (inquired only every 3 months)</b>  12. Our domestic business activity is currently constrained  ... if yes, by following factors (multiple answers are possible)	<b>Further information</b>  Constraints by lack of skilled labour		
<table border="1" style="margin-left: auto; margin-right: auto;"> <tr> <td style="width: 150px;">lack of skilled labour [1]*</td> <td style="width: 50px; text-align: center;">yes [1]</td> </tr> </table>	lack of skilled labour [1]*	yes [1]	
lack of skilled labour [1]*	yes [1]		

**Time span of variable**

	2004	2005	2006	2007	2008	2009	2010	2011	2012	2013
<b>WEST</b>										
<b>EAST</b>										
	2014	2015	2016	2017	2018	2019	2020	2021	2022	2023
<b>WEST</b>										
<b>EAST</b>										

No.	Name	Label	Survey period	Survey frequency
-----	------	-------	---------------	------------------

3.4) **dl\_lacktec**      constaints by lack of technical capacities      East and West since 10/2004      inquired in Jan, Apr, July, Oct

**Wording of question**

since 10/2004  <b>Special questions (inquired only every 3 months)</b>  12. Our domestic business activity is currently constrained  ... if yes, by following factors (multiple answers are possible)	<b>Further information</b>  Constraints by lack of technical capacities		
<table border="1" style="margin-left: auto; margin-right: auto;"> <tr> <td style="width: 150px;">lack of technical capacities [1]*</td> <td style="width: 50px; text-align: center;">yes [1]</td> </tr> </table>	lack of technical capacities [1]*	yes [1]	
lack of technical capacities [1]*	yes [1]		

**Time span of variable**

	2004	2005	2006	2007	2008	2009	2010	2011	2012	2013
<b>WEST</b>										
<b>EAST</b>										
	2014	2015	2016	2017	2018	2019	2020	2021	2022	2023
<b>WEST</b>										
<b>EAST</b>										

No.	Name	Label	Survey period	Survey frequency
-----	------	-------	---------------	------------------

3.5) **dl\_finan**      constaints by problems of financing      East and West since 10/2004      inquired in Jan, Apr, July, Oct

**Wording of question**

since 10/2004  <b>Special questions (inquired only every 3 months)</b>  12. Our domestic business activity is currently constrained  ... if yes, by following factors (multiple answers are possible)	<b>Further information</b>  Constraints to business activity by problems of financing		
<table border="1" style="margin-left: auto; margin-right: auto;"> <tr> <td style="width: 150px;">problems of financing [1]*</td> <td style="width: 50px; text-align: center;">yes [1]</td> </tr> </table>	problems of financing [1]*	yes [1]	
problems of financing [1]*	yes [1]		

**Time span of variable**

	2004	2005	2006	2007	2008	2009	2010	2011	2012	2013
<b>WEST</b>										
<b>EAST</b>										

2014	2015	2016	2017	2018	2019	2020	2021	2022	2023
WEST									
EAST									

No.	Name	Label	Survey period	Survey frequency
-----	------	-------	---------------	------------------

3.6) **dl\_lackroom**      constaints by lack of room/ business equipment      East and West since 10/2004      inquired in Jan, Apr, July, Oct

**Wording of question**

<p>since 10/2004</p> <p><b>Special questions (inquired only every 3 months)</b></p> <p>12. Our domestic business activity is currently constrained</p> <p>...</p> <p>if yes, by following factors (multiple answers are possible)</p> <table border="1" style="margin-left: auto; margin-right: auto;"> <tr> <td style="width: 80%;"></td> <td style="width: 20%; text-align: center;">yes [1]</td> </tr> <tr> <td style="background-color: #e0f2f1;">lack of room/business equipment [1]*</td> <td></td> </tr> </table>		yes [1]	lack of room/business equipment [1]*		<p><b>Further information</b></p> <p>Constraints by lack of room/ business equipment</p>																																																								
	yes [1]																																																												
lack of room/business equipment [1]*																																																													
<p><b>Time span of variable</b></p> <table border="1"> <thead> <tr> <th>2004</th> <th>2005</th> <th>2006</th> <th>2007</th> <th>2008</th> <th>2009</th> <th>2010</th> <th>2011</th> <th>2012</th> <th>2013</th> </tr> </thead> <tbody> <tr> <td colspan="10">WEST</td> </tr> <tr> <td colspan="10">EAST</td> </tr> <tr> <th>2014</th> <th>2015</th> <th>2016</th> <th>2017</th> <th>2018</th> <th>2019</th> <th>2020</th> <th>2021</th> <th>2022</th> <th>2023</th> </tr> <tr> <td colspan="3">WEST</td> <td></td> <td></td> <td></td> <td></td> <td></td> <td></td> <td></td> </tr> <tr> <td colspan="3">EAST</td> <td></td> <td></td> <td></td> <td></td> <td></td> <td></td> <td></td> </tr> </tbody> </table>		2004	2005	2006	2007	2008	2009	2010	2011	2012	2013	WEST										EAST										2014	2015	2016	2017	2018	2019	2020	2021	2022	2023	WEST										EAST									
2004	2005	2006	2007	2008	2009	2010	2011	2012	2013																																																				
WEST																																																													
EAST																																																													
2014	2015	2016	2017	2018	2019	2020	2021	2022	2023																																																				
WEST																																																													
EAST																																																													

No.	Name	Label	Survey period	Survey frequency
-----	------	-------	---------------	------------------

3.7) **dl\_weather**      constaints by weather conditions      East and West since 10/2004      inquired in Jan, Apr, July, Oct

**Wording of question**

<p>since 10/2004</p> <p><b>Special questions (inquired only every 3 months)</b></p> <p>12. Our domestic business activity is currently constrained</p> <p>...</p> <p>if yes, by following factors (multiple answers are possible)</p> <table border="1" style="margin-left: auto; margin-right: auto;"> <tr> <td style="width: 80%;"></td> <td style="width: 20%; text-align: center;">yes [1]</td> </tr> <tr> <td style="background-color: #e0f2f1;">weather conditions [1]*</td> <td></td> </tr> </table>		yes [1]	weather conditions [1]*		<p><b>Further information</b></p> <p>Constraints by weather conditions</p>																																																								
	yes [1]																																																												
weather conditions [1]*																																																													
<p><b>Time span of variable</b></p> <table border="1"> <thead> <tr> <th>2004</th> <th>2005</th> <th>2006</th> <th>2007</th> <th>2008</th> <th>2009</th> <th>2010</th> <th>2011</th> <th>2012</th> <th>2013</th> </tr> </thead> <tbody> <tr> <td colspan="10">WEST</td> </tr> <tr> <td colspan="10">EAST</td> </tr> <tr> <th>2014</th> <th>2015</th> <th>2016</th> <th>2017</th> <th>2018</th> <th>2019</th> <th>2020</th> <th>2021</th> <th>2022</th> <th>2023</th> </tr> <tr> <td colspan="3">WEST</td> <td></td> <td></td> <td></td> <td></td> <td></td> <td></td> <td></td> </tr> <tr> <td colspan="3">EAST</td> <td></td> <td></td> <td></td> <td></td> <td></td> <td></td> <td></td> </tr> </tbody> </table>		2004	2005	2006	2007	2008	2009	2010	2011	2012	2013	WEST										EAST										2014	2015	2016	2017	2018	2019	2020	2021	2022	2023	WEST										EAST									
2004	2005	2006	2007	2008	2009	2010	2011	2012	2013																																																				
WEST																																																													
EAST																																																													
2014	2015	2016	2017	2018	2019	2020	2021	2022	2023																																																				
WEST																																																													
EAST																																																													

No.	Name	Label	Survey period	Survey frequency
-----	------	-------	---------------	------------------

3.8) **dl\_othrea**      constaints by other reasons      East and West since 10/2004      inquired in Jan, Apr, July, Oct

**Wording of question**

<p>since 10/2004</p> <p><b>Special questions (inquired only every 3 months)</b></p> <p>12. Our domestic business activity is currently constrained</p> <p>...</p> <p>if yes, by following factors (multiple answers are possible)</p> <table border="1" style="margin-left: auto; margin-right: auto;"> <tr> <td style="width: 80%;"></td> <td style="width: 20%; text-align: center;">yes [1]</td> </tr> <tr> <td style="background-color: #e0f2f1;">other reasons [1]*</td> <td></td> </tr> </table>		yes [1]	other reasons [1]*		<p><b>Further information</b></p> <p>Constraints by other reasons</p>
	yes [1]				
other reasons [1]*					



Time span of variable									
2004	2005	2006	2007	2008	2009	2010	2011	2012	2013
WEST									
EAST									
2014	2015	2016	2017	2018	2019	2020	2021	2022	2023
WEST									
EAST									

No.	Name	Label	Survey period	Survey frequency
3.9)	dl_kap1	potential of existing capacity	East and West since 04/2011	inquired in Jan, Apr, July, Oct

Wording of question

since 04/2011	Further information						
<p><b>Special questions (inquired only every 3 months)</b></p> <table border="1"> <thead> <tr> <th></th><th>yes [1]</th><th>no [2]</th></tr> </thead> <tbody> <tr> <td>13. Would you currently be able to handle an increased demand with the capacities currently existing in your company?</td><td></td><td></td></tr> </tbody> </table>		yes [1]	no [2]	13. Would you currently be able to handle an increased demand with the capacities currently existing in your company?			Potential of existing capacity
	yes [1]	no [2]					
13. Would you currently be able to handle an increased demand with the capacities currently existing in your company?							

Time span of variable									
2004	2005	2006	2007	2008	2009	2010	2011	2012	2013
							WEST		
							EAST		
2014	2015	2016	2017	2018	2019	2020	2021	2022	2023
							WEST		
							EAST		

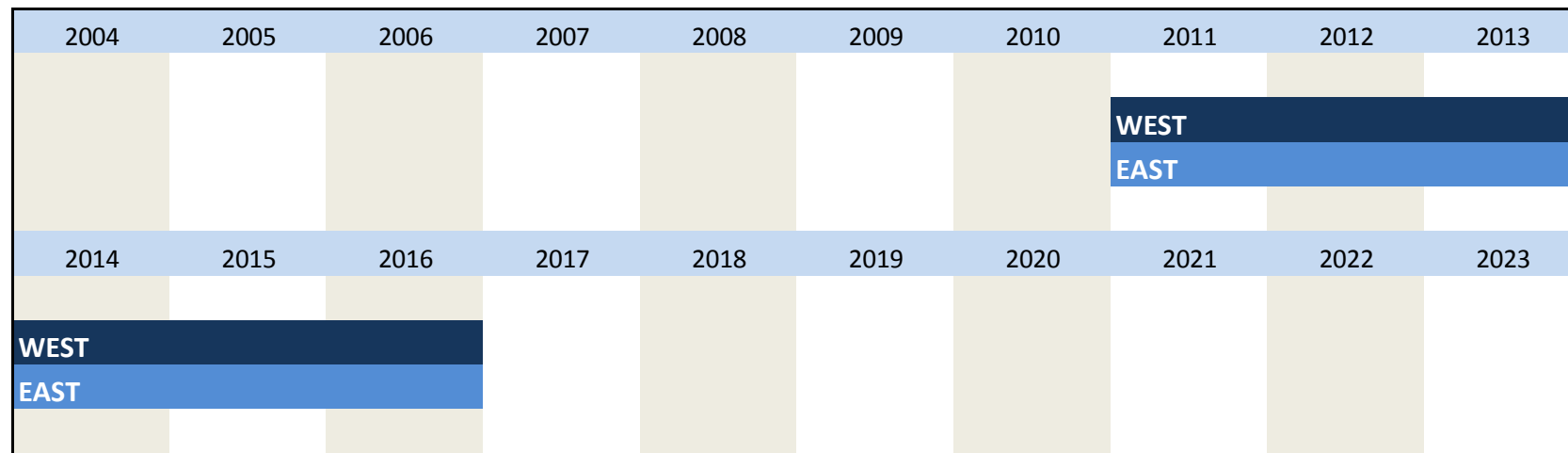
No.	Name	Label	Survey period	Survey frequency
-----	------	-------	---------------	------------------

3.10) dl\_kap2 potential capacity expansion in % East and West since 04/2011 inquired in Jan, Apr, July, Oct

**Wording of question**

<p>since 04/2011</p> <p><b>Special questions (inquired only every 3 months)</b></p> <p>13. Would you currently be able to handle an increased demand with the capacities currently existing in your company?</p> <p>...</p> <p>if yes:</p> <div style="border: 1px solid black; padding: 5px; width: fit-content;"> <p>We could expand our business activity by <input type="text"/> % <input type="text"/></p> </div>	<p><b>Further information</b></p> <p>Potential capacity expansion in percentage</p>
--	---

**Time span of variable**



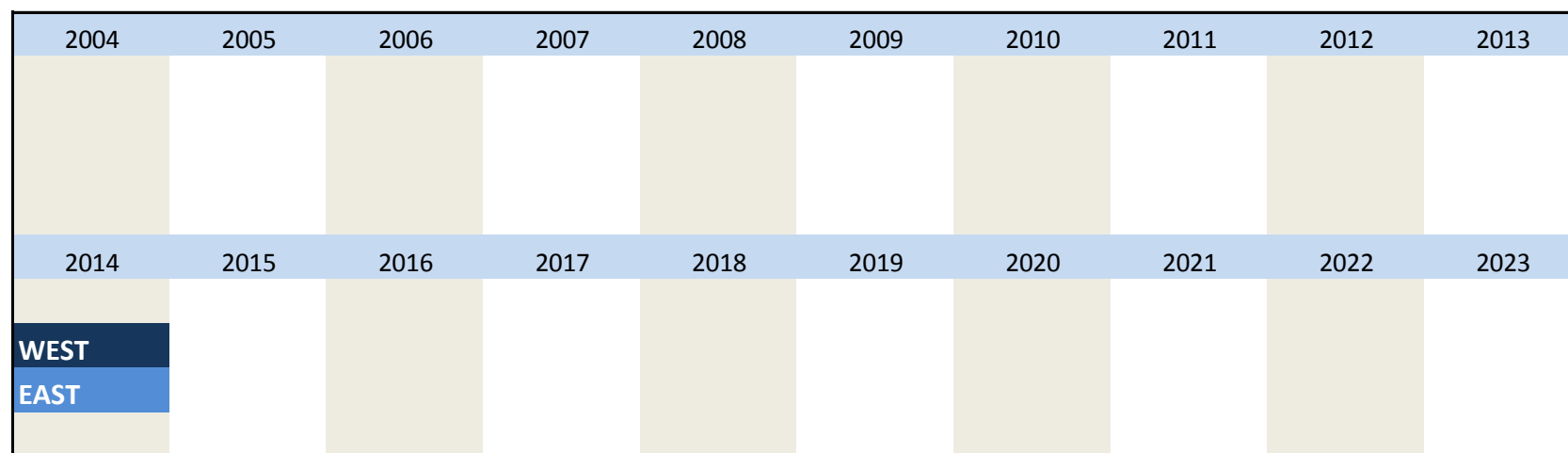
No.	Name	Label	Survey period	Survey frequency
-----	------	-------	---------------	------------------

3.11) dl\_fambus family business East and West 02/2014 once

**Wording of question**

<p>02/2014</p> <p>D) For research purposes?</p> <p>Do you envision yourself as a family business? (This means a company whose voting capital is held predominately by one or more families that are connected)</p> <p><input type="checkbox"/> yes[1] <input type="checkbox"/> no[2]</p>	<p><b>Further Information</b></p>
--	-----------------------------------

**Time span of variable**




No.	Name	Label	Survey period	Survey frequency
-----	------	-------	---------------	------------------

3.12) dl\_minim1 minimum wage q1 East and West 11/2014 once

**Wording of question**

<p>11/2014</p> <p>1. 01/01/2015 the general minimum wage policy will be implemented. Is your company affected by this?</p> <p><input type="checkbox"/> yes[1] <input type="checkbox"/> no[2]</p>	<p><b>Further information</b></p>
--	-----------------------------------

**Time span of variable**





yes     no

2. If yes: With which measures will you likely react to the minimum wage?

[1] reduction of working hours

Time span of variable

2004	2005	2006	2007	2008	2009	2010	2011	2012	2013
2014	2015	2016	2017	2018	2019	2020	2021	2022	2023
WEST									
EAST									

No.	Name	Label	Survey period	Survey frequency
-----	------	-------	---------------	------------------

3.16)	dl_minim5	minimum wage q5	East and West 11/2014	once
-------	-----------	-----------------	-----------------------	------

Wording of question

11/2014

01/01/2015 the general minimum wage policy will be implemented.  
Is your company affected by this?

yes     no

2. If yes: With which measures will you likely react to the minimum wage?

[1] increase in prices

Further information

Time span of variable

2004	2005	2006	2007	2008	2009	2010	2011	2012	2013
2014	2015	2016	2017	2018	2019	2020	2021	2022	2023
WEST									
EAST									

No.	Name	Label	Survey period	Survey frequency
-----	------	-------	---------------	------------------

3.17)	dl_minim6	minimum wage q6	East and West 11/2014	once
-------	-----------	-----------------	-----------------------	------

Wording of question

11/2014

01/01/2015 the general minimum wage policy will be implemented.  
Is your company affected by this?

yes     no

2. If yes: With which measures will you likely react to the minimum wage?

[1] reduction of investment

Further information

Time span of variable

2004	2005	2006	2007	2008	2009	2010	2011	2012	2013
2014	2015	2016	2017	2018	2019	2020	2021	2022	2023
WEST									

EAST					
------	--	--	--	--	--

No.	Name	Label	Survey period	Survey frequency
-----	------	-------	---------------	------------------

3.18)	dl_minim7	minimum wage q7	East and West 11/2014	once
-------	-----------	-----------------	-----------------------	------

**Wording of question**

<p>11/2014</p> <p>01/01/2015 the general minimum wage policy will be implemented. Is your company affected by this?</p> <p><input type="checkbox"/> yes    <input type="checkbox"/> no</p> <p>2. If yes: With which measures will you likely react to the minimum wage?</p> <p><input type="text"/> [1] reduction of special payments</p>	<p>Further information</p>
---	----------------------------

**Time span of variable**

2004	2005	2006	2007	2008	2009	2010	2011	2012	2013
2014	2015	2016	2017	2018	2019	2020	2021	2022	2023
WEST									
EAST									

No.	Name	Label	Survey period	Survey frequency
-----	------	-------	---------------	------------------

3.19)	dl_minim8	minimum wage q8	East and West 11/2014	once
-------	-----------	-----------------	-----------------------	------

**Wording of question**

<p>11/2014</p> <p>01/01/2015 the general minimum wage policy will be implemented. Is your company affected by this?</p> <p><input type="checkbox"/> yes    <input type="checkbox"/> no</p> <p>2. If yes: With which measures will you likely react to the minimum wage?</p> <p><input type="text"/> [1] other</p>	<p>Further information</p>
---	----------------------------

**Time span of variable**

2004	2005	2006	2007	2008	2009	2010	2011	2012	2013
2014	2015	2016	2017	2018	2019	2020	2021	2022	2023
WEST									
EAST									

No.	Name	Label	Survey period	Survey frequency
-----	------	-------	---------------	------------------

3.20)	dl_invest_lj	total investment last year	East and West in 04/2005 East and West since 05/2006	inquired once inquired in May
-------	--------------	----------------------------	---	----------------------------------

**Wording of question**

<p>April 2005    +    May since 2006</p> <p><b>Special question investments</b> (only in May and November)</p> <table border="1" style="width: 100%;"> <tr> <td style="width: 60%;">S1. Last year our investments* were (20XX**</td> <td style="width: 20%;">increased [1]</td> <td style="width: 20%;"></td> </tr> <tr> <td></td> <td>not changed [2]</td> <td></td> </tr> </table>	S1. Last year our investments* were (20XX**	increased [1]			not changed [2]		<p>Further information</p> <p>Development of investments last year compared to the year before</p> <p>*Accruals to assets accounts incl. business buildings and accounted software, but without vacant land, residential buildings, second-hand or rented equipment and without acquisitions of participating interests</p> <p>**20XX" means last year</p>
S1. Last year our investments* were (20XX**	increased [1]						
	not changed [2]						





			WEST		
			EAST		

No.	Name	Label	Survey period	Survey frequency
3.23)	dl_invest_dj	total investment this year	East and West since 05/2006	inquired in May, November

**Wording of question**

April 2005	+	May since 2006	Further information							
<p><b>Special question investments</b> (only in May and November)</p> <table border="1"> <tr> <td rowspan="3">S2. In the current year our investments* will likely (20WW** compared to 20XX**)</td> <td>increase [1]</td> <td></td> </tr> <tr> <td>not change [2]</td> <td></td> </tr> <tr> <td>decrease [3]</td> <td></td> </tr> </table>			S2. In the current year our investments* will likely (20WW** compared to 20XX**)	increase [1]		not change [2]		decrease [3]		<p>Development of investments in the current year compared to the previous</p> <p>*Accruals to assets accounts incl. business buildings and accounted software, but without vacant land, residential buildings, second-hand or rented equipment and without acquisitions of participating interests</p> <p>"20WW" means current year <b>Example:</b> If the question was posed in November 2009, "20WW"="2009".</p>
S2. In the current year our investments* will likely (20WW** compared to 20XX**)	increase [1]									
	not change [2]									
	decrease [3]									
<p><b>November 2006 - 2008</b></p> <p><b>Special question investments</b> (only in May and November)</p> <table border="1"> <tr> <td rowspan="3">S1. In the current year our investments* will likely (20WW** compared to 20XX**)</td> <td>increase [1]</td> <td></td> </tr> <tr> <td>stay the same [2]</td> <td></td> </tr> <tr> <td>decrease[3]</td> <td></td> </tr> </table>			S1. In the current year our investments* will likely (20WW** compared to 20XX**)	increase [1]		stay the same [2]		decrease[3]		<p>"20XX" means last year <b>Example:</b> if the question was posed in May 2009, "20XX"="2008".</p>
S1. In the current year our investments* will likely (20WW** compared to 20XX**)	increase [1]									
	stay the same [2]									
	decrease[3]									
<p><b>November since 2009</b> + <b>May since 2015</b></p> <p><b>Special question investments</b> (only in May and November)</p> <table border="1"> <tr> <td rowspan="3">S1. In the current year our investments* will likely be (20WW** compared to 20XX**)</td> <td>increased [1]</td> <td></td> </tr> <tr> <td>not changed [2]</td> <td></td> </tr> <tr> <td>decreased [3]</td> <td></td> </tr> </table>			S1. In the current year our investments* will likely be (20WW** compared to 20XX**)	increased [1]		not changed [2]		decreased [3]		<p>Until 2015 the special questions 3.20) invest_lj, 3.23) invest_dj and 3.26) invest_nj were expressed by 2 variables with different wording and meaning of the question depending on whether it was posed in May or November: A variable about (past) investments referred to the previous year if asked in May, and it referred to the current year in November. A variable about expected investments that referred to the current year in May and to the upcoming year in November. Since 2015 these 2 variables are replaced by 3, referring to the past, the current and the upcoming year respectively. For previous years the old investment special questions are recoded such that they are constructed in the same way they are from 2015 on</p>
S1. In the current year our investments* will likely be (20WW** compared to 20XX**)	increased [1]									
	not changed [2]									
	decreased [3]									

**Time span of variable**

2004	2005	2006	2007	2008	2009	2010	2011	2012	2013
	WEST								
	EAST								
2014	2015	2016	2017	2018	2019	2020	2021	2022	2023
	WEST								
	EAST								

No.	Name	Label	Survey period	Survey frequency
3.24)	dl_invcon_dj	investment in construction this year	East and West since 05/2015	inquired in May/November

**Wording of question**

November	+	May since 2015	Further information							
<p><b>Special question investments</b> (only in May and November)</p> <p><b>Total investments, thereof in: construction</b></p> <table border="1"> <tr> <td rowspan="3">S1. In the current year our investments* will likely be (20WW** compared to 20XX**)</td> <td>increased [1]</td> <td></td> </tr> <tr> <td>not changed [2]</td> <td></td> </tr> <tr> <td>decreased [3]</td> <td></td> </tr> </table>			S1. In the current year our investments* will likely be (20WW** compared to 20XX**)	increased [1]		not changed [2]		decreased [3]		<p>*Accruals to assets accounts incl. business buildings and accounted software, but without vacant land, residential buildings, second-hand or rented equipment and without acquisitions of participating interests</p> <p>*20XX means current year e.g.: If the question was posed in 2015: 20XX=2015</p> <p>**20YY means last year e.g.: If the question was posed in 2015: 20YY=2014</p>
S1. In the current year our investments* will likely be (20WW** compared to 20XX**)	increased [1]									
	not changed [2]									
	decreased [3]									

**Time span of variable**

2000	2001	2002	2003	2004	2005	2006	2007	2008	2009
------	------	------	------	------	------	------	------	------	------

2010	2011	2012	2013	2014	2015	2016	2017	2018	2019	
					WEST					
					EAST					

No.	Name	Label	Survey period	Survey frequency
-----	------	-------	---------------	------------------

3.25) dl\_inveq\_dj investment in equipment this year East and West since 05/2015 inquired in May/November

**Wording of question**

<p><b>November</b> + <b>May</b> since 2015</p> <p><b>Special question investments</b> (only in May and November)</p> <p><b>Total investments, thereof in: equipment</b></p> <table border="1"> <tr> <td rowspan="3">S1. In the <u>current year</u> our investments* will likely be (20WW** compared to 20XX**)</td> <td>increased [1]</td> <td></td> </tr> <tr> <td>not changed [2]</td> <td></td> </tr> <tr> <td>decreased [3]</td> <td></td> </tr> </table>	S1. In the <u>current year</u> our investments* will likely be (20WW** compared to 20XX**)	increased [1]		not changed [2]		decreased [3]		<p><b>Further information</b></p> <p>*Accruals to assets accounts incl. business buildings and accounted software, but without vacant land, residential buildings, second-hand or rented equipment and without acquisitions of participating interests</p> <p>*20XX means current year e.g.: If the question was posed in 2015: 20XX=2015</p> <p>**20YY means last year e.g.: If the question was posed in 2015: 20YY=2014</p>																																	
S1. In the <u>current year</u> our investments* will likely be (20WW** compared to 20XX**)		increased [1]																																							
		not changed [2]																																							
	decreased [3]																																								
<p><b>Time span of variable</b></p> <table border="1"> <tr> <td>2000</td><td>2001</td><td>2002</td><td>2003</td><td>2004</td><td>2005</td><td>2006</td><td>2007</td><td>2008</td><td>2009</td> </tr> <tr> <td>2010</td><td>2011</td><td>2012</td><td>2013</td><td>2014</td><td>2015</td><td>2016</td><td>2017</td><td>2018</td><td>2019</td> </tr> <tr> <td></td><td></td><td></td><td></td><td></td><td>WEST</td><td></td><td></td><td></td><td></td> </tr> <tr> <td></td><td></td><td></td><td></td><td></td><td>EAST</td><td></td><td></td><td></td><td></td> </tr> </table>	2000	2001	2002	2003	2004	2005	2006	2007	2008	2009	2010	2011	2012	2013	2014	2015	2016	2017	2018	2019						WEST										EAST					
2000	2001	2002	2003	2004	2005	2006	2007	2008	2009																																
2010	2011	2012	2013	2014	2015	2016	2017	2018	2019																																
					WEST																																				
					EAST																																				

No.	Name	Label	Survey period	Survey frequency
-----	------	-------	---------------	------------------

3.26) dl\_invest\_nj total investment next year East and West since 11/2006 inquired in November

**Wording of question**

<p><b>November</b> since 2006</p> <p><b>Special question investments</b> (only in May and November)</p> <p><b>Total investments</b></p> <table border="1"> <tr> <td rowspan="3">S2. <u>Next year</u> our investments* will likely (20NN** compared to 20WW**)</td> <td>increase [1]</td> <td></td> </tr> <tr> <td>not change [2]</td> <td></td> </tr> <tr> <td>decrease [3]</td> <td></td> </tr> </table>	S2. <u>Next year</u> our investments* will likely (20NN** compared to 20WW**)	increase [1]		not change [2]		decrease [3]		<p><b>Further information</b></p> <p>Development of Investments in the current year compared to the previous</p> <p>*Accruals to assets accounts incl. business buildings and accounted software, but without vacant land, residential buildings, second-hand or rented equipment and without acquisitions of participating interests</p> <p>** "20NN" means next year <b>Example:</b> if the question was posed in November 2009, "20NN"="2010".</p> <p>"20WW" means current year <b>Example:</b> If the question was posed in November 2009, "20WW"="2009".</p> <p>Until 2015 the special questions 3.20) invest_lj, 3.23) invest_dj and 3.26) invest_nj were expressed by 2 variables with different wording and meaning of the question depending on whether it was posed in May or November: A variable about (past) investments referred to the previous year if asked in May, and it referred to the current year in November. A variable about expected investments that referred to the current year in May and to the upcoming year in November. Since 2015 these 2 variables are replaced by 3, referring to the past, the current and the upcoming year respectively. For previous years the old investment special questions are recoded such that they are constructed in the same way they are from 2015 on</p>																																																					
S2. <u>Next year</u> our investments* will likely (20NN** compared to 20WW**)		increase [1]																																																											
		not change [2]																																																											
	decrease [3]																																																												
<p><b>November</b> since 2015</p> <p><b>Special question investments</b> (only in May and November)</p> <p><b>Total investments</b></p> <table border="1"> <tr> <td rowspan="3">S2. <u>Next year</u> our investments* will likely be (20NN** compared to 20WW**)</td> <td>increased [1]</td> <td></td> </tr> <tr> <td>not changed [2]</td> <td></td> </tr> <tr> <td>decreased [3]</td> <td></td> </tr> </table>	S2. <u>Next year</u> our investments* will likely be (20NN** compared to 20WW**)	increased [1]		not changed [2]		decreased [3]																																																							
S2. <u>Next year</u> our investments* will likely be (20NN** compared to 20WW**)		increased [1]																																																											
		not changed [2]																																																											
	decreased [3]																																																												
<p><b>Time span of variable</b></p> <table border="1"> <tr> <td>2004</td><td>2005</td><td>2006</td><td>2007</td><td>2008</td><td>2009</td><td>2010</td><td>2011</td><td>2012</td><td>2013</td> </tr> <tr> <td></td><td></td><td></td><td></td><td></td><td>WEST</td><td></td><td></td><td></td><td></td> </tr> <tr> <td></td><td></td><td></td><td></td><td></td><td>EAST</td><td></td><td></td><td></td><td></td> </tr> <tr> <td>2014</td><td>2015</td><td>2016</td><td>2017</td><td>2018</td><td>2019</td><td>2020</td><td>2021</td><td>2022</td><td>2023</td> </tr> <tr> <td></td><td></td><td></td><td></td><td></td><td>WEST</td><td></td><td></td><td></td><td></td> </tr> <tr> <td></td><td></td><td></td><td></td><td></td><td>EAST</td><td></td><td></td><td></td><td></td> </tr> </table>	2004	2005	2006	2007	2008	2009	2010	2011	2012	2013						WEST										EAST					2014	2015	2016	2017	2018	2019	2020	2021	2022	2023						WEST										EAST					
2004	2005	2006	2007	2008	2009	2010	2011	2012	2013																																																				
					WEST																																																								
					EAST																																																								
2014	2015	2016	2017	2018	2019	2020	2021	2022	2023																																																				
					WEST																																																								
					EAST																																																								

No.	Name	Label	Survey period	Survey frequency
-----	------	-------	---------------	------------------

3.27) dl\_invcon\_nj investment in construction next year East and West since 11/2015 inquired in November

**Wording of question**

<p><b>November</b> since 2015</p> <p><b>Special question investments</b> (only in May and November)</p> <p><b>Total investments, thereof in: construction</b></p> <table border="1"> <tr> <td rowspan="3" style="background-color: #e6f2ff;">S2. <u>Next year</u> our investments* will likely be (20NN** compared to 20WW**)</td> <td>increased [1]</td> <td></td> </tr> <tr> <td>not changed [2]</td> <td></td> </tr> <tr> <td>decreased [3]</td> <td></td> </tr> </table>	S2. <u>Next year</u> our investments* will likely be (20NN** compared to 20WW**)	increased [1]		not changed [2]		decreased [3]		<p><b>Further information</b></p> <p>*Accruals to assets accounts incl. business buildings and accounted software, but without vacant land, residential buildings, second-hand or rented equipment and without acquisitions of participating interests</p> <p>** "20NN" means next year <b>Example:</b> if the question was posed in November 2009, "20NN"="2010".</p> <p>"20WW" means current year <b>Example:</b> If the question was posed in November 2009, "20WW"="2009".</p>																																	
S2. <u>Next year</u> our investments* will likely be (20NN** compared to 20WW**)		increased [1]																																							
		not changed [2]																																							
	decreased [3]																																								
<p><b>Time span of variable</b></p> <table border="1"> <tr> <td>2000</td><td>2001</td><td>2002</td><td>2003</td><td>2004</td><td>2005</td><td>2006</td><td>2007</td><td>2008</td><td>2009</td> </tr> <tr> <td>2010</td><td>2011</td><td>2012</td><td>2013</td><td>2014</td><td>2015</td><td>2016</td><td>2017</td><td>2018</td><td>2019</td> </tr> <tr> <td></td><td></td><td></td><td></td><td></td><td></td><td style="background-color: #003366; color: white;">WEST</td><td></td><td></td><td></td> </tr> <tr> <td></td><td></td><td></td><td></td><td></td><td></td><td style="background-color: #0066b3; color: white;">EAST</td><td></td><td></td><td></td> </tr> </table>	2000	2001	2002	2003	2004	2005	2006	2007	2008	2009	2010	2011	2012	2013	2014	2015	2016	2017	2018	2019							WEST										EAST				
2000	2001	2002	2003	2004	2005	2006	2007	2008	2009																																
2010	2011	2012	2013	2014	2015	2016	2017	2018	2019																																
						WEST																																			
						EAST																																			

No.	Name	Label	Survey period	Survey frequency
-----	------	-------	---------------	------------------

3.28) dl\_inveq\_nj investment in equipment next year East and West since 11/2015 inquired in November

**Wording of question**

<p><b>November</b> since 2015</p> <p><b>Special question investments</b> (only in May and November)</p> <p><b>Total investments, thereof in: equipment</b></p> <table border="1"> <tr> <td rowspan="3" style="background-color: #e6f2ff;">S2. <u>Next year</u> our investments* will likely be (20NN** compared to 20WW**)</td> <td>increased [1]</td> <td></td> </tr> <tr> <td>not changed [2]</td> <td></td> </tr> <tr> <td>decreased [3]</td> <td></td> </tr> </table>	S2. <u>Next year</u> our investments* will likely be (20NN** compared to 20WW**)	increased [1]		not changed [2]		decreased [3]		<p><b>Further information</b></p> <p>*Accruals to assets accounts incl. business buildings and accounted software, but without vacant land, residential buildings, second-hand or rented equipment and without acquisitions of participating interests</p> <p>** "20NN" means next year <b>Example:</b> if the question was posed in November 2009, "20NN"="2010".</p> <p>"20WW" means current year <b>Example:</b> If the question was posed in November 2009, "20WW"="2009".</p>																																	
S2. <u>Next year</u> our investments* will likely be (20NN** compared to 20WW**)		increased [1]																																							
		not changed [2]																																							
	decreased [3]																																								
<p><b>Time span of variable</b></p> <table border="1"> <tr> <td>2000</td><td>2001</td><td>2002</td><td>2003</td><td>2004</td><td>2005</td><td>2006</td><td>2007</td><td>2008</td><td>2009</td> </tr> <tr> <td>2010</td><td>2011</td><td>2012</td><td>2013</td><td>2014</td><td>2015</td><td>2016</td><td>2017</td><td>2018</td><td>2019</td> </tr> <tr> <td></td><td></td><td></td><td></td><td></td><td></td><td style="background-color: #003366; color: white;">WEST</td><td></td><td></td><td></td> </tr> <tr> <td></td><td></td><td></td><td></td><td></td><td></td><td style="background-color: #0066b3; color: white;">EAST</td><td></td><td></td><td></td> </tr> </table>	2000	2001	2002	2003	2004	2005	2006	2007	2008	2009	2010	2011	2012	2013	2014	2015	2016	2017	2018	2019							WEST										EAST				
2000	2001	2002	2003	2004	2005	2006	2007	2008	2009																																
2010	2011	2012	2013	2014	2015	2016	2017	2018	2019																																
						WEST																																			
						EAST																																			

No.	Name	Label	Survey period	Survey frequency
-----	------	-------	---------------	------------------

3.29) dl\_ref1 refugees question 1 East and West 12/2015 once

**Wording of question**

<p>12/2015</p> <p>1. How large do you assess the potential of asylum seekers to be employed in the following positions?</p> <p style="text-align: center;">[1] small                      [2] large</p> <p>trainees                      <input type="text"/>                      <input type="text"/></p>	<p><b>Further Information</b></p>										
<p><b>Time span of variable</b></p> <table border="1"> <tr> <td>2000</td><td>2001</td><td>2002</td><td>2003</td><td>2004</td><td>2005</td><td>2006</td><td>2007</td><td>2008</td><td>2009</td> </tr> </table>	2000	2001	2002	2003	2004	2005	2006	2007	2008	2009	
2000	2001	2002	2003	2004	2005	2006	2007	2008	2009		

2010	2011	2012	2013	2014	2015	2016	2017	2018	2019	
					WEST					
					EAST					

No.	Name	Label	Survey period	Survey frequency
3.30)	dl_ref2	refugees question 2	East and West 12/2015	once

Wording of question

12/2015	Further Information																																								
<p>1. How large do you assess the potential of asylum seekers to be employed in the following positions?</p> <p>[1] small [2] large</p> <p>unskilled aid workers <input type="text"/> <input type="text"/></p>																																									
<p>Time span of variable</p> <table border="1"> <tr> <td>2000</td><td>2001</td><td>2002</td><td>2003</td><td>2004</td><td>2005</td><td>2006</td><td>2007</td><td>2008</td><td>2009</td> </tr> <tr> <td>2010</td><td>2011</td><td>2012</td><td>2013</td><td>2014</td><td>2015</td><td>2016</td><td>2017</td><td>2018</td><td>2019</td> </tr> <tr> <td></td><td></td><td></td><td></td><td></td><td>WEST</td><td></td><td></td><td></td><td></td> </tr> <tr> <td></td><td></td><td></td><td></td><td></td><td>EAST</td><td></td><td></td><td></td><td></td> </tr> </table>	2000	2001	2002	2003	2004	2005	2006	2007	2008	2009	2010	2011	2012	2013	2014	2015	2016	2017	2018	2019						WEST										EAST					
2000	2001	2002	2003	2004	2005	2006	2007	2008	2009																																
2010	2011	2012	2013	2014	2015	2016	2017	2018	2019																																
					WEST																																				
					EAST																																				

No.	Name	Label	Survey period	Survey frequency
3.31)	dl_ref3	refugees question 3	East and West 12/2015	once

Wording of question

12/2015	Further Information																																								
<p>1. How large do you assess the potential of asylum seekers to be employed in the following positions?</p> <p>[1] small [2] large</p> <p>skilled workers <input type="text"/> <input type="text"/></p>																																									
<p>Time span of variable</p> <table border="1"> <tr> <td>2000</td><td>2001</td><td>2002</td><td>2003</td><td>2004</td><td>2005</td><td>2006</td><td>2007</td><td>2008</td><td>2009</td> </tr> <tr> <td>2010</td><td>2011</td><td>2012</td><td>2013</td><td>2014</td><td>2015</td><td>2016</td><td>2017</td><td>2018</td><td>2019</td> </tr> <tr> <td></td><td></td><td></td><td></td><td></td><td>WEST</td><td></td><td></td><td></td><td></td> </tr> <tr> <td></td><td></td><td></td><td></td><td></td><td>EAST</td><td></td><td></td><td></td><td></td> </tr> </table>	2000	2001	2002	2003	2004	2005	2006	2007	2008	2009	2010	2011	2012	2013	2014	2015	2016	2017	2018	2019						WEST										EAST					
2000	2001	2002	2003	2004	2005	2006	2007	2008	2009																																
2010	2011	2012	2013	2014	2015	2016	2017	2018	2019																																
					WEST																																				
					EAST																																				

No.	Name	Label	Survey period	Survey frequency
3.32)	dl_ref4	refugees question 4	East and West 12/2015	once

Wording of question

12/2015	Further Information
<p>1. How large do you assess the potential of asylum seekers to be employed in the following positions?</p> <p>[1] small [2] large</p> <p>leading positions <input type="text"/> <input type="text"/></p>	
<p>Time span of variable</p>	

2000	2001	2002	2003	2004	2005	2006	2007	2008	2009
2010	2011	2012	2013	2014	2015	2016	2017	2018	2019
					WEST				
					EAST				

No.	Name	Label	Survey period	Survey frequency
-----	------	-------	---------------	------------------

3.33)	dl_ref5	refugees question 5	East and West 12/2015	once
-------	---------	---------------------	-----------------------	------

**Wording of question**

12/2015	Further Information
<p>1. How large do you assess the potential of asylum seekers to be employed in the following positions?</p> <p>[1] small                      [2] large</p> <p>other positions      <input type="text"/>                      <input type="text"/></p>	

**Time span of variable**

2000	2001	2002	2003	2004	2005	2006	2007	2008	2009
2010	2011	2012	2013	2014	2015	2016	2017	2018	2019
					WEST				
					EAST				

No.	Name	Label	Survey period	Survey frequency
-----	------	-------	---------------	------------------

3.34)	dl_ref6	refugees question 6	East and West 12/2015	once
-------	---------	---------------------	-----------------------	------

**Wording of question**

12/2015	Further Information
<p>2. how much of an obstacle to employing asylum seekers do you consider the following factors to be in your branch:</p> <p>[1] little                      [2] much</p> <p>labor law-related provisions      <input type="text"/>                      <input type="text"/></p>	

**Time span of variable**

2000	2001	2002	2003	2004	2005	2006	2007	2008	2009
2010	2011	2012	2013	2014	2015	2016	2017	2018	2019
					WEST				
					EAST				

No.	Name	Label	Survey period	Survey frequency
-----	------	-------	---------------	------------------

3.35)	dl_ref7	refugees question 7	East and West 12/2015	once
-------	---------	---------------------	-----------------------	------

**Wording of question**

12/2015	Further Information
<p>2. how much of an obstacle to employing asylum seekers do you consider the following factors to be in your branch:</p> <p>[1] little                      [2] much</p> <p>unfit level of qualification      <input type="text"/>                      <input type="text"/></p>	

Time span of variable									
2000	2001	2002	2003	2004	2005	2006	2007	2008	2009
2010	2011	2012	2013	2014	2015	2016	2017	2018	2019
					WEST				
					EAST				

No.	Name	Label	Survey period	Survey frequency
3.36)	dl_ref8	refugees question 8	East and West 12/2015	once

Wording of question

12/2015	Further Information																																																		
<p>2. how much of an obstacle to employing asylum seekers do you consider the following factors to be in your branch:</p> <p>[1] little                      [2] much</p> <p>minimum wage                      <input type="text"/>                      <input type="text"/></p>																																																			
Time span of variable																																																			
<table border="1"> <thead> <tr> <th>2000</th><th>2001</th><th>2002</th><th>2003</th><th>2004</th><th>2005</th><th>2006</th><th>2007</th><th>2008</th><th>2009</th> </tr> </thead> <tbody> <tr> <td></td><td></td><td></td><td></td><td></td><td></td><td></td><td></td><td></td><td></td> </tr> <tr> <th>2010</th><th>2011</th><th>2012</th><th>2013</th><th>2014</th><th>2015</th><th>2016</th><th>2017</th><th>2018</th><th>2019</th> </tr> <tr> <td></td><td></td><td></td><td></td><td></td><td>WEST</td><td></td><td></td><td></td><td></td> </tr> <tr> <td></td><td></td><td></td><td></td><td></td><td>EAST</td><td></td><td></td><td></td><td></td> </tr> </tbody> </table>	2000	2001	2002	2003	2004	2005	2006	2007	2008	2009											2010	2011	2012	2013	2014	2015	2016	2017	2018	2019						WEST										EAST					
2000	2001	2002	2003	2004	2005	2006	2007	2008	2009																																										
2010	2011	2012	2013	2014	2015	2016	2017	2018	2019																																										
					WEST																																														
					EAST																																														

No.	Name	Label	Survey period	Survey frequency
3.37)	dl_ref9	refugees question 9	East and West 12/2015	once

Wording of question

12/2015	Further Information																																																		
<p>2. how much of an obstacle to employing asylum seekers do you consider the following factors to be in your branch:</p> <p>[1] little                      [2] much</p> <p>lack of language skills                      <input type="text"/>                      <input type="text"/></p>																																																			
Time span of variable																																																			
<table border="1"> <thead> <tr> <th>2000</th><th>2001</th><th>2002</th><th>2003</th><th>2004</th><th>2005</th><th>2006</th><th>2007</th><th>2008</th><th>2009</th> </tr> </thead> <tbody> <tr> <td></td><td></td><td></td><td></td><td></td><td></td><td></td><td></td><td></td><td></td> </tr> <tr> <th>2010</th><th>2011</th><th>2012</th><th>2013</th><th>2014</th><th>2015</th><th>2016</th><th>2017</th><th>2018</th><th>2019</th> </tr> <tr> <td></td><td></td><td></td><td></td><td></td><td>WEST</td><td></td><td></td><td></td><td></td> </tr> <tr> <td></td><td></td><td></td><td></td><td></td><td>EAST</td><td></td><td></td><td></td><td></td> </tr> </tbody> </table>	2000	2001	2002	2003	2004	2005	2006	2007	2008	2009											2010	2011	2012	2013	2014	2015	2016	2017	2018	2019						WEST										EAST					
2000	2001	2002	2003	2004	2005	2006	2007	2008	2009																																										
2010	2011	2012	2013	2014	2015	2016	2017	2018	2019																																										
					WEST																																														
					EAST																																														

No.	Name	Label	Survey period	Survey frequency
3.38)	dl_minim_post1	affected by minimum wage	East and West 03/2016	once

Wording of question

03/2016	Further information
<p>01.01.2015 the universal minimum wage was implemented. Is your company affected by this regulation?</p> <p>[1] yes                      [2] no</p> <p><input type="text"/>                      <input type="text"/></p>	
Time span of variable	



1980	1981	1982	1983	1984	1985	1986	1987	1988	1989
1990	1991	1992	1993	1994	1995	1996	1997	1998	1999
2000	2001	2002	2003	2004	2005	2006	2007	2008	2009
2010	2011	2012	2013	2014	2015	2016	2017	2018	2019
						WEST			
						EAST			

No.	Name	Label	Survey period	Survey frequency
-----	------	-------	---------------	------------------

3.39)	dl_minim_post2	no minimum wage measures	East and West 03/2016	once
-------	----------------	--------------------------	-----------------------	------

Wording of question

03/2016	Further information
01.01.2015 the universal minimum wage was implemented. Is your company affected by this regulation? If yes, What measures did you utilize?	
none <input type="text"/> [1]	

Time span of variable

1980	1981	1982	1983	1984	1985	1986	1987	1988	1989
1990	1991	1992	1993	1994	1995	1996	1997	1998	1999
2000	2001	2002	2003	2004	2005	2006	2007	2008	2009
2010	2011	2012	2013	2014	2015	2016	2017	2018	2019
						WEST			
						EAST			

No.	Name	Label	Survey period	Survey frequency
-----	------	-------	---------------	------------------

3.40)	dl_minim_post3	measures: employee reduction	East and West 03/2016	once
-------	----------------	------------------------------	-----------------------	------

Wording of question

03/2016	Further information
01.01.2015 the universal minimum wage was implemented. Is your company affected by this regulation? If yes, What measures did you utilize?	
employee reduction <input type="text"/> [1]	

Time span of variable

1980	1981	1982	1983	1984	1985	1986	1987	1988	1989
1990	1991	1992	1993	1994	1995	1996	1997	1998	1999
2000	2001	2002	2003	2004	2005	2006	2007	2008	2009
2010	2011	2012	2013	2014	2015	2016	2017	2018	2019
						WEST			
						EAST			

No.	Name	Label	Survey period	Survey frequency
-----	------	-------	---------------	------------------

3.41)	dl_minim_post4	measures: working hour reduction	East and West 03/2016	once
-------	----------------	----------------------------------	-----------------------	------

Wording of question

03/2016	Further information								
<p>01.01.2015 the universal minimum wage was implemented. Is your company affected by this regulation?  <b>If yes,</b>          What measures did you utilize?</p> <p style="text-align: center;">working hour reduction <input type="text"/> [1]</p>									
Time span of variable									
1980	1981	1982	1983	1984	1985	1986	1987	1988	1989
1990	1991	1992	1993	1994	1995	1996	1997	1998	1999
2000	2001	2002	2003	2004	2005	2006	2007	2008	2009
2010	2011	2012	2013	2014	2015	2016	2017	2018	2019
						WEST			
						EAST			

No.	Name	Label	Survey period	Survey frequency
-----	------	-------	---------------	------------------

3.42)	dl_minim_post5	measures: increased prices	East and West 03/2016	once
-------	----------------	----------------------------	-----------------------	------

Wording of question

03/2016	Further information								
<p>01.01.2015 the universal minimum wage was implemented. Is your company affected by this regulation?  <b>If yes,</b>          What measures did you utilize?</p> <p style="text-align: center;">increased prices <input type="text"/> [1]</p>									
Time span of variable									
1980	1981	1982	1983	1984	1985	1986	1987	1988	1989
1990	1991	1992	1993	1994	1995	1996	1997	1998	1999
2000	2001	2002	2003	2004	2005	2006	2007	2008	2009
2010	2011	2012	2013	2014	2015	2016	2017	2018	2019
						WEST			
						EAST			

No.	Name	Label	Survey period	Survey frequency
-----	------	-------	---------------	------------------

3.43)	dl_minim_post6	measures: decreased investment	East and West 03/2016	once
-------	----------------	--------------------------------	-----------------------	------

Wording of question

03/2016	Further information								
<p>01.01.2015 the universal minimum wage was implemented. Is your company affected by this regulation?  <b>If yes,</b>          What measures did you utilize?</p> <p style="text-align: center;">decreased investment <input type="text"/> [1]</p>									
Time span of variable									
1980	1981	1982	1983	1984	1985	1986	1987	1988	1989
1990	1991	1992	1993	1994	1995	1996	1997	1998	1999
2000	2001	2002	2003	2004	2005	2006	2007	2008	2009
2010	2011	2012	2013	2014	2015	2016	2017	2018	2019
						WEST			

			EAST		
--	--	--	------	--	--

No.	Name	Label	Survey period	Survey frequency
-----	------	-------	---------------	------------------

3.44)	dl_minim_post7	measures: decreased special payments	East and West 03/2016	once
-------	----------------	--------------------------------------	-----------------------	------

**Wording of question**

03/2016 01.01.2015 the universal minimum wage was implemented. Is your company affected by this regulation? If yes, What measures did you utilize?  decreased special payments <input type="text"/> [1]	Further information
--	---------------------

**Time span of variable**

1980	1981	1982	1983	1984	1985	1986	1987	1988	1989
1990	1991	1992	1993	1994	1995	1996	1997	1998	1999
2000	2001	2002	2003	2004	2005	2006	2007	2008	2009
2010	2011	2012	2013	2014	2015	2016	2017	2018	2019
					WEST	EAST			

No.	Name	Label	Survey period	Survey frequency
-----	------	-------	---------------	------------------

3.45)	dl_minim_post8	less minijobs	East and West 03/2016	once
-------	----------------	---------------	-----------------------	------

**Wording of question**

03/2016 01.01.2015 the universal minimum wage was implemented. Is your company affected by this regulation? Has there been a change in employment in your company?  less minijobs <input type="text"/> [1]	Further information
--	---------------------

**Time span of variable**

1980	1981	1982	1983	1984	1985	1986	1987	1988	1989
1990	1991	1992	1993	1994	1995	1996	1997	1998	1999
2000	2001	2002	2003	2004	2005	2006	2007	2008	2009
2010	2011	2012	2013	2014	2015	2016	2017	2018	2019
					WEST	EAST			

No.	Name	Label	Survey period	Survey frequency
-----	------	-------	---------------	------------------

3.46)	dl_minim_post9	minijobs transformed into insurable employment	East and West 03/2016	once
-------	----------------	--	-----------------------	------

**Wording of question**

03/2016 01.01.2015 the universal minimum wage was implemented. Is your company affected by this regulation? Has there been a change in employment in your company?  minijobs were transformed into insurable employment <input type="text"/> [1]	Further information
--	---------------------

**Time span of variable**

1980	1981	1982	1983	1984	1985	1986	1987	1988	1989
------	------	------	------	------	------	------	------	------	------

1990	1991	1992	1993	1994	1995	1996	1997	1998	1999
2000	2001	2002	2003	2004	2005	2006	2007	2008	2009
2010	2011	2012	2013	2014	2015	2016	2017	2018	2019
						WEST			
						EAST			

No.	Name	Label	Survey period	Survey frequency
3.47)	dl_minim_post10	new insurable employment	East and West 03/2016	once

**Wording of question**

03/2016	Further information		
01.01.2015 the universal minimum wage was implemented. Is your company affected by this regulation?			
Has there been a change in employment in your company?			
<table border="1"> <tr> <td>new insurable employment was generated</td> <td>[1]</td> </tr> </table>	new insurable employment was generated	[1]	
new insurable employment was generated	[1]		

**Time span of variable**

1980	1981	1982	1983	1984	1985	1986	1987	1988	1989
1990	1991	1992	1993	1994	1995	1996	1997	1998	1999
2000	2001	2002	2003	2004	2005	2006	2007	2008	2009
2010	2011	2012	2013	2014	2015	2016	2017	2018	2019
						WEST			
						EAST			

No.	Name	Label	Survey period	Survey frequency
3.48)	dl_minim_post11	employment relationships did not change	East and West 03/2016	once

**Wording of question**

03/2016	Further information		
01.01.2015 the universal minimum wage was implemented. Is your company affected by this regulation?			
Has there been a change in employment in your company?			
<table border="1"> <tr> <td>employment relationships did not change</td> <td>[1]</td> </tr> </table>	employment relationships did not change	[1]	
employment relationships did not change	[1]		

**Time span of variable**

1980	1981	1982	1983	1984	1985	1986	1987	1988	1989
1990	1991	1992	1993	1994	1995	1996	1997	1998	1999
2000	2001	2002	2003	2004	2005	2006	2007	2008	2009
2010	2011	2012	2013	2014	2015	2016	2017	2018	2019
						WEST			
						EAST			

No.	Name	Label	Survey period	Survey frequency
3.49)	dl_credityes	credit agreement signed	East and West 06/2016	once

**Wording of question**

	Further information
--	---------------------

06/2016

Have you signed one or more credit agreements with banks during the last 12 months?  
(e.g. new credits, debt restructuring or prolongation of a credit/ line of credit)

Yes:

[1] amount and conditions as expected
[2] amount as expected, worse conditions
[3] conditions as expected, lower amount
[4] lower amount and worse conditions than expected

Time span of variable

1980	1981	1982	1983	1984	1985	1986	1987	1988	1989
1990	1991	1992	1993	1994	1995	1996	1997	1998	1999
2000	2001	2002	2003	2004	2005	2006	2007	2008	2009
2010	2011	2012	2013	2014	2015	2016	2017	2018	2019

WEST  
EAST

No.	Name	Label	Survey period	Survey frequency
-----	------	-------	---------------	------------------

3.50)	dl_creditno	credit agreement not signed	East and West 06/2016	once
-------	-------------	-----------------------------	-----------------------	------

Wording of question

<p>06/2016</p> <p>Have you signed one or more credit agreements with banks during the last 12 months? (e.g. new credits, debt restructuring or prolongation of a credit/ line of credit)</p> <p>no, because:</p> <table border="1"> <tr><td>[1] no need</td></tr> <tr><td>[2] unacceptable terms</td></tr> <tr><td>[3] denied by banks</td></tr> <tr><td>[4] no realistic prospect of a credit</td></tr> </table>	[1] no need	[2] unacceptable terms	[3] denied by banks	[4] no realistic prospect of a credit	Further information
[1] no need					
[2] unacceptable terms					
[3] denied by banks					
[4] no realistic prospect of a credit					

Time span of variable

1980	1981	1982	1983	1984	1985	1986	1987	1988	1989
1990	1991	1992	1993	1994	1995	1996	1997	1998	1999
2000	2001	2002	2003	2004	2005	2006	2007	2008	2009
2010	2011	2012	2013	2014	2015	2016	2017	2018	2019

WEST  
EAST

No.	Name	Label	Survey period	Survey frequency
-----	------	-------	---------------	------------------

3.51)	dl_credituse1	financing of ongoing operating resources	East and West 06/2016	once
-------	---------------	--	-----------------------	------

Wording of question

<p>06/2016</p> <p>What was the usage of your last negotiated credit?</p> <table border="1"> <tr> <td>financing of ongoing operating resources</td> <td>[1]</td> </tr> </table>	financing of ongoing operating resources	[1]	Further information
financing of ongoing operating resources	[1]		

Time span of variable

1980	1981	1982	1983	1984	1985	1986	1987	1988	1989
1990	1991	1992	1993	1994	1995	1996	1997	1998	1999

2000	2001	2002	2003	2004	2005	2006	2007	2008	2009
2010	2011	2012	2013	2014	2015	2016	2017	2018	2019
						WEST			
						EAST			

No.	Name	Label	Survey period	Survey frequency
3.52)	dl_credituse2	financing of an investment	East and West 06/2016	once

**Wording of question**

06/2016	Further information
What was the usage of your last negotiated credit?	
<div style="border: 1px solid black; padding: 5px; display: inline-block;"> financing of an investment </div> <div style="border: 1px solid black; padding: 5px; display: inline-block; margin-left: 20px;"> [1] </div>	

**Time span of variable**

1980	1981	1982	1983	1984	1985	1986	1987	1988	1989
1990	1991	1992	1993	1994	1995	1996	1997	1998	1999
2000	2001	2002	2003	2004	2005	2006	2007	2008	2009
2010	2011	2012	2013	2014	2015	2016	2017	2018	2019
						WEST			
						EAST			

No.	Name	Label	Survey period	Survey frequency
3.53)	dl_credituse3	other financing	East and West 06/2016	once

**Wording of question**

06/2016	Further information
What was the usage of your last negotiated credit?	
<div style="border: 1px solid black; padding: 5px; display: inline-block;"> others </div> <div style="border: 1px solid black; padding: 5px; display: inline-block; margin-left: 20px;"> [1] </div>	

**Time span of variable**

1980	1981	1982	1983	1984	1985	1986	1987	1988	1989
1990	1991	1992	1993	1994	1995	1996	1997	1998	1999
2000	2001	2002	2003	2004	2005	2006	2007	2008	2009
2010	2011	2012	2013	2014	2015	2016	2017	2018	2019
						WEST			
						EAST			

No.	Name	Label	Survey period	Survey frequency
3.54)	dl_midmanager	mid tier: more than 4 managers	East and West 08/2016	once

**Wording of question**

08/2016	Further information
mid tier	
Does your company have more than 4 managers?	
<div style="display: flex; justify-content: space-around; align-items: center;"> <div style="text-align: center;"> yes [1] <div style="border: 1px solid black; width: 40px; height: 15px; margin: 0 auto;"></div> </div> <div style="text-align: center;"> no [2] <div style="border: 1px solid black; width: 40px; height: 15px; margin: 0 auto;"></div> </div> </div>	



Time span of variable									
1980	1981	1982	1983	1984	1985	1986	1987	1988	1989
1990	1991	1992	1993	1994	1995	1996	1997	1998	1999
2000	2001	2002	2003	2004	2005	2006	2007	2008	2009
2010	2011	2012	2013	2014	2015	2016	2017	2018	2019
						WEST			
						EAST			

No.	Name	Label	Survey period	Survey frequency
3.55)	dl_midmanshare	mid tier: at least one manager has shares	East and West 08/2016	once

Wording of question

08/2016	Further information
<p><b>mid tier</b> Does at least one of your managers hold shares of your company?</p> <p>yes [1] <input type="text"/> no [2] <input type="text"/></p>	

Time span of variable

Time span of variable									
1980	1981	1982	1983	1984	1985	1986	1987	1988	1989
1990	1991	1992	1993	1994	1995	1996	1997	1998	1999
2000	2001	2002	2003	2004	2005	2006	2007	2008	2009
2010	2011	2012	2013	2014	2015	2016	2017	2018	2019
						WEST			
						EAST			

No.	Name	Label	Survey period	Survey frequency
3.56)	dl_midyes	mid tier: company rated as mid tier	East and West 08/2016	once

Wording of question

08/2016	Further information
<p><b>mid tier</b> Would you rate your company as a "mid tier" company?</p> <p>yes [1] <input type="text"/> no [2] <input type="text"/></p>	

Time span of variable

Time span of variable									
1980	1981	1982	1983	1984	1985	1986	1987	1988	1989
1990	1991	1992	1993	1994	1995	1996	1997	1998	1999
2000	2001	2002	2003	2004	2005	2006	2007	2008	2009
2010	2011	2012	2013	2014	2015	2016	2017	2018	2019
						WEST			
						EAST			