



List of Variables

Business Survey Service Sector

Data: 10/2004-6/2017

As of January 2018

Contents

Description of Variables

Page 1-2

Page 3-40

LMU-ifo Economics & Business Data Center (EBDC)

Poschingerstr. 5
81679 München

List of variables - Ifo Business Survey Service Sector

1. Variables of identification

2. Standard questions

3. Special questions

1. Variables of identification

No.	Name	Label	German description
1.1)	survey	survey	Umfrage
1.2)	year	year	Erhebungsjahr
1.3)	month	month	Monat
1.4)	idnum	firm X address file id	Firmenidentifikationsnummer
1.5)	runnum	running number of plant	Laufende Firmennummer
1.6)	dl_plantnum	KT information id	12-stellige KT Identifikationsnummer
1.7)	sector_id	sector id	Sektor ID
1.8)	fedstaifo	federal state (ifo-code)	Bundesland entsprechend Ifo Codierung
1.9)	sector_wz03	wz03 sector classification	Wirtschaftsbereich nach WZ03
1.10)	sector_wz08	wz08 sector classification	Wirtschaftsbereich nach WZ08
1.11)	sector_total	ebdc sector classification	Wirtschaftsbereich nach EBDC-eigener Klassifizierung
1.12)	dl_size	size range	Größenklasse
1.13)	dl_size_turnover	size of turnover	Umsatzgrößenklasse
1.14)	dl_size_employees	size of employees	Beschäftigtengrößenklasse

II. Variables regarding the survey process

No.	Name	Label	German description
1.15)	online	online	Fragebogen online beantwortet
1.16)	survey_start	survey start	Umfragebeginn
1.17)	survey_end	survey end	Umfrageende
1.18)	participation_date	participation date	Teilnahmedatum
1.19)	participation_hour	participation hour	Teilnahmestunde
1.20)	participation_status	participation status	Teilnahmestatus

2. Standard questions

No.	Name	Label	German description
2.1)	dl_statebus	state of business (appraisal)	Beurteilung der Geschäftslage
2.2)	dl_statebus_sl	state of business (VAS)	Beurteilung der Geschäftslage (Slider)
2.3)	dl_statebus_clicks	state of business (clicks)	Beurteilung der Geschäftslage (Klicks)
2.4)	dl_busvolqu	business volume last 3 months	Entwicklung der Geschäftslage in den letzten 3 Monaten
2.5)	dl_demandsales	demand / sales volume last 2-3 months	Entwicklung der Nachfrage/des Umsatz in den letzten 2-3 Monaten
2.6)	dl_demandlast	demand / sales last month versus same month of previous year	Entwicklung von Nachfrage/Umsatz im letzten Monat ggü. Vorjahresmonat
2.7)	dl_orders	orders (appraisal)	Beurteilung des Auftragsbestandes
2.8)	dl_employlast	employees last 2-3 months	Entwicklung der Beschäftigtenzahl in den letzten 2-3 Monaten
2.9)	dl_demandexp	expected demand / sales volume for the next 2-3 months	Erwartete Entwicklung von Nachfrage/Umsatz in den nächsten 2-3 Monaten
2.10)	dl_employexp	expected employees for the next 2-3 months	Erwartete Entwicklung der Beschäftigtenzahl
2.11)	dl_expectbus	expected business situation for the next 6 months	Erwartete Geschäftsentwicklung in den nächsten 6 Monaten
2.12)	dl_expectbus_sl	expected business situation (VAS)	Erwartete Geschäftsentwicklung (Slider)
2.13)	dl_expectbus_clicks	expected business situation (clicks)	Erwartete Geschäftsentwicklung (Klicks)
2.14)	dl_pricenext	prices for the next 3 months	Erwartete Preisentwicklung in den nächsten 3 Monaten

3. Special questions

No.	Name	Label	German description
3.1)	dl_constrbus	constraints to business activity	Behinderung der Geschäftstätigkeit
3.2)	dl_lackdem	constraints by lack of demand	Behinderung der Geschäftstätigkeit durch unzureichende Nachfrage
3.3)	dl_mplack	constraints by lack of skilled labour	Behinderung der Geschäftstätigkeit durch Mangel an Arbeitskräften
3.4)	dl_lacktec	constraints by lack of technical capacities	Behinderung der Geschäftstätigkeit durch zu geringe technische Kapazitäten
3.5)	dl_finan	constraints by problems of financing	Behinderung der Geschäftstätigkeit durch Finanzierungsgengässe
3.6)	dl_jackroom	constraints by lack of room / business equipment	Behinderung der Geschäftstätigkeit durch Raummangel
3.7)	dl_weather	constraints by weather conditions	Behinderung der Geschäftstätigkeit durch Wetterlage
3.8)	dl_othrea	constraints by other reasons	Behinderung der Geschäftstätigkeit durch andere Ursachen
3.9)	dl_kap1	potential of existing capacity	Potential der vorhandenen Kapazitäten
3.10)	dl_kap2	potential capacity expansion in %	Potential der vorhandenen Kapazitäten in %
3.11)	dl_fambus	family business	Familienunternehmen
3.12)	dl_minim1	minimum wage q1	Mindestlohn Frage 1
3.13)	dl_minim2	minimum wage q2	Mindestlohn Frage 2
3.14)	dl_minim3	minimum wage q3	Mindestlohn Frage 3
3.15)	dl_minim4	minimum wage q4	Mindestlohn Frage 4
3.16)	dl_minim5	minimum wage q5	Mindestlohn Frage 5
3.17)	dl_minim6	minimum wage q6	Mindestlohn Frage 6
3.18)	dl_minim7	minimum wage q7	Mindestlohn Frage 7
3.19)	dl_minim8	minimum wage q8	Mindestlohn Frage 8
3.20)	dl_invest_lj	total investment last year	Entwicklung der Investitionen letztes Jahr
3.21)	dl_invccon_lj	investment in construction last year	Investitionen in Bauten letztes Jahr
3.21)	dl_inveq_lj	investment in equipment last year	Investitionen in Ausrüstung letztes Jahr
3.23)	dl_invest_dj	total investment this year	Gesamtinvestitionen dieses Jahr

3.24)	dl_invcon_dj	investment in construction this year	Investitionen in Bauten dieses Jahr
3.25)	dl_inveq_dj	investment in equipment this year	Investitionen in Ausrüstung dieses Jahr
3.26)	dl_invest_nj	total investment next year	Investitionen im kommenden Jahr, insgesamt
3.27)	dl_invcon_nj	investment in construction next year	Investitionen im kommenden Jahr, Bauten
3.28)	dl_inveq_nj	investment in equipment next year	Investitionen im kommenden Jahr, Ausrüstung
3.29)	dl_ref1	refugees question 1	Flüchtlinge Frage 1
3.30)	dl_ref2	refugees question 2	Flüchtlinge Frage 2
3.31)	dl_ref3	refugees question 3	Flüchtlinge Frage 3
3.32)	dl_ref4	refugees question 4	Flüchtlinge Frage 4
3.33)	dl_ref5	refugees question 5	Flüchtlinge Frage 5
3.34)	dl_ref6	refugees question 6	Flüchtlinge Frage 6
3.35)	dl_ref7	refugees question 7	Flüchtlinge Frage 7
3.36)	dl_ref8	refugees question 8	Flüchtlinge Frage 8
3.37)	dl_ref9	refugees question 9	Flüchtlinge Frage 9
3.38)	dl_minim_post1	affected by minimum wage	von Mindestlohn betroffen
3.39)	dl_minim_post2	no minimum wage measures	keine Mindestlohn- Maßnahmen
3.40)	dl_minim_post3	measures: employee reduction	Maßnahmen: Personalabbau
3.41)	dl_minim_post4	measures: working hour reduction	Maßnahmen: Arbeitszeitreduzierung
3.42)	dl_minim_post5	measures: increased prices	Maßnahmen: Preiserhöhungen
3.43)	dl_minim_post6	measures: decreased investment	Maßnahmen: verringerte Investitionen
3.44)	dl_minim_post7	measures: decreased special payments	Maßnahmen: Kürzungen von Sonderzahlungen
3.45)	dl_minim_post8	less minijobs	Minijobs weggefallen
3.46)	dl_minim_post9	minijobs transformed into insurable employment	Minijobs in soz.vers.pflichtige Besch.verhältnisse umgewandelt
3.47)	dl_minim_post10	new insurable employment	neue soz.vers.pflichtige Besch.verhältnisse
3.48)	dl_minim_post11	employment relationships did not change	keine veränderten Besch.Verhältnisse
3.49)	dl_credities	credit agreement signed	Kreditvertrag abgeschlossen
3.50)	dl_creditno	credit agreement not signed	Kreditvertrag nicht abgeschlossen
3.51)	dl_credituse1	financing of ongoing operating resources	Finanzierung laufender Kreditmittel
3.52)	dl_credituse2	financing of an investment	Finanzierung einer Investition
3.53)	dl_credituse3	other financing	Sonstiger Verwendungszweck
3.54)	dl_midmanager	mid tier: more than 4 managers	Mittelstand: mehr als 4 Manager
3.55)	dl_midmanshare	mid tier: at least one manager has shares	Mittelstand: Mindestens ein Manager hat Anteile
3.56)	dl_midyes	mid tier: company rated as mid tier	Mittelstand: Als Mittelstand eingeschätzt
3.57)	dl_credit2_1	credit seeking	Kreditverhandlungen durchgeführt
3.58)	dl_credit2_2	credit allocation	Kreditvergabe: Verhalten der Banken
3.59)	dl_credit2_3	reasons for not credit seeking	Gründe für keine Kreditverhandlungen
3.60)	dl_exports	exporting services to foreign companies/persons	Export von Dienstleistungen
3.61)	dl_negint	confronted with negative interest rates	Wurden Sie mit Negativzinsen konfrontiert?
3.62)	dl_negint_noact	negative interest actions: none	Keine Maßnahmen
3.63)	dl_negint_agree	negative interest actions: bank agreements	Verhandlungen mit Bank
3.64)	dl_negint_change	negative interest actions: change of bank	Wechsel der Bank
3.65)	dl_negint_inc	negative interest actions: increase of cash	Erhöhung der Bargeldhaltung
3.66)	dl_negint_redas	negative interest actions: redeployment in other financial assets and settlement of credits	Umschichtung Finanzanlagen/Rückzahlung von Krediten
3.67)	dl_negint_redasint	negative interest actions: redeployment of assets within company	Umschichtung des Guthabens
3.68)	dl_negint_inv	negative interest actions: investing or preponing (additional) investments	Investitionen
3.69)	dl_negint_oth	negative interest actions: other	Andere
3.70)	dl_negint_burden	burden of negative interest rates on profit situation	Belastung durch Negativzinsproblematik
3.71)	dl_negint_banks	number of relationship banks	Wie viele Banken?

1. Variables of identification

No.	Name	Label	Survey period	Survey frequency
-----	------	-------	---------------	------------------

1.1) **survey** survey East and West since 10/2004 monthly survey

2004	2005	2006	2007	2008	2009	2010	2011	2012	2013	Further information
WEST										
EAST										
2014	2015	2016	2017	2018	2019	2020	2021	2022	2023	
WEST										
EAST										

No.	Name	Label	Survey period	Survey frequency
-----	------	-------	---------------	------------------

1.2) **year** year East and West since 10/2004 monthly survey

2004	2005	2006	2007	2008	2009	2010	2011	2012	2013	Further information
WEST										Year of survey
EAST										
2014	2015	2016	2017	2018	2019	2020	2021	2022	2023	
WEST										
EAST										

No.	Name	Label	Survey period	Survey frequency
-----	------	-------	---------------	------------------

1.3) **month** month East and West since 10/2004 monthly survey

2004	2005	2006	2007	2008	2009	2010	2011	2012	2013	Further information
WEST										Month
EAST										
2014	2015	2016	2017	2018	2019	2020	2021	2022	2023	
WEST										
EAST										

No.	Name	Label	Survey period	Survey frequency
-----	------	-------	---------------	------------------

1.4) **idnum** firm X adress file id East and West since 10/2004 monthly survey

2004	2005	2006	2007	2008	2009	2010	2011	2012	2013	Further information
WEST										Firm X adress file id 7 digits
EAST										
2014	2015	2016	2017	2018	2019	2020	2021	2022	2023	
WEST										
EAST										

No.	Name	Label	Survey period	Survey frequency																																																															
1.5)	runnum	running number of plant	East and West since 10/2004	monthly survey																																																															
<table border="1"> <thead> <tr> <th>2004</th><th>2005</th><th>2006</th><th>2007</th><th>2008</th><th>2009</th><th>2010</th><th>2011</th><th>2012</th><th>2013</th><th>Further information</th> </tr> </thead> <tbody> <tr> <td colspan="10">WEST</td> <td rowspan="4">running number of plant</td> </tr> <tr> <td colspan="10">EAST</td> </tr> <tr> <td>2014</td><td>2015</td><td>2016</td><td>2017</td><td>2018</td><td>2019</td><td>2020</td><td>2021</td><td>2022</td><td>2023</td> </tr> <tr> <td colspan="10">WEST</td> </tr> <tr> <td colspan="10">EAST</td> <td></td> </tr> </tbody> </table>					2004	2005	2006	2007	2008	2009	2010	2011	2012	2013	Further information	WEST										running number of plant	EAST										2014	2015	2016	2017	2018	2019	2020	2021	2022	2023	WEST										EAST										
2004	2005	2006	2007	2008	2009	2010	2011	2012	2013	Further information																																																									
WEST										running number of plant																																																									
EAST																																																																			
2014	2015	2016	2017	2018	2019	2020	2021	2022	2023																																																										
WEST																																																																			
EAST																																																																			

No.	Name	Label	Survey period	Survey frequency																																																																																					
1.6)	dl_plantnum	KT information id	East and West since 10/2004	monthly survey																																																																																					
<table border="1"> <thead> <tr> <th>2004</th><th>2005</th><th>2006</th><th>2007</th><th>2008</th><th>2009</th><th>2010</th><th>2011</th><th>2012</th><th>2013</th><th>Further information</th> </tr> </thead> <tbody> <tr> <td colspan="10">WEST</td> <td rowspan="4">KT information id, 12 digits, created with DL-branch number</td> </tr> <tr> <td colspan="10">EAST</td> </tr> <tr> <td>2014</td><td>2015</td><td>2016</td><td>2017</td><td>2018</td><td>2019</td><td>2020</td><td>2021</td><td>2022</td><td>2023</td> </tr> <tr> <td colspan="10">WEST</td> </tr> <tr> <td colspan="10">EAST</td> <td>digit 1-5: 1.5) sec Economic sector</td> </tr> <tr> <td colspan="10"></td> <td>digit 6-7: 1.15) fedstaifo federal state according to ifo code</td> </tr> <tr> <td colspan="10"></td> <td>digit 8-12: 1.11) runnum running firm number</td> </tr> </tbody> </table>					2004	2005	2006	2007	2008	2009	2010	2011	2012	2013	Further information	WEST										KT information id, 12 digits, created with DL-branch number	EAST										2014	2015	2016	2017	2018	2019	2020	2021	2022	2023	WEST										EAST										digit 1-5: 1.5) sec Economic sector											digit 6-7: 1.15) fedstaifo federal state according to ifo code											digit 8-12: 1.11) runnum running firm number
2004	2005	2006	2007	2008	2009	2010	2011	2012	2013	Further information																																																																															
WEST										KT information id, 12 digits, created with DL-branch number																																																																															
EAST																																																																																									
2014	2015	2016	2017	2018	2019	2020	2021	2022	2023																																																																																
WEST																																																																																									
EAST										digit 1-5: 1.5) sec Economic sector																																																																															
										digit 6-7: 1.15) fedstaifo federal state according to ifo code																																																																															
										digit 8-12: 1.11) runnum running firm number																																																																															

No.	Name	Label	Survey period	Survey frequency																																																															
1.7)	sector_id	sector id	East and West since 10/2004	monthly survey																																																															
<table border="1"> <thead> <tr> <th>2004</th><th>2005</th><th>2006</th><th>2007</th><th>2008</th><th>2009</th><th>2010</th><th>2011</th><th>2012</th><th>2013</th><th>Further information</th> </tr> </thead> <tbody> <tr> <td colspan="10">WEST</td> <td rowspan="4"></td> </tr> <tr> <td colspan="10">EAST</td> </tr> <tr> <td>2014</td><td>2015</td><td>2016</td><td>2017</td><td>2018</td><td>2019</td><td>2020</td><td>2021</td><td>2022</td><td>2023</td> </tr> <tr> <td colspan="10">WEST</td> </tr> <tr> <td colspan="10">EAST</td> <td></td> </tr> </tbody> </table>					2004	2005	2006	2007	2008	2009	2010	2011	2012	2013	Further information	WEST											EAST										2014	2015	2016	2017	2018	2019	2020	2021	2022	2023	WEST										EAST										
2004	2005	2006	2007	2008	2009	2010	2011	2012	2013	Further information																																																									
WEST																																																																			
EAST																																																																			
2014	2015	2016	2017	2018	2019	2020	2021	2022	2023																																																										
WEST																																																																			
EAST																																																																			

No.	Name	Label	Survey period	Survey frequency																																																																																																																																												
1.8)	fedstaifo	federal state (ifo-code)	East and West since 10/2004	monthly survey																																																																																																																																												
<table border="1"> <thead> <tr> <th>2004</th><th>2005</th><th>2006</th><th>2007</th><th>2008</th><th>2009</th><th>2010</th><th>2011</th><th>2012</th><th>2013</th><th>Further information</th> </tr> </thead> <tbody> <tr> <td colspan="10">WEST</td> <td rowspan="4">federal state according to ifo code</td> </tr> <tr> <td colspan="10">EAST</td> </tr> <tr> <td>2014</td><td>2015</td><td>2016</td><td>2017</td><td>2018</td><td>2019</td><td>2020</td><td>2021</td><td>2022</td><td>2023</td> </tr> <tr> <td colspan="10">WEST</td> </tr> <tr> <td colspan="10">EAST</td> <td>1 "[01] Berlin West" 9 "[09] Baden-Wuerttemberg"</td> </tr> <tr> <td colspan="10"></td> <td>2 "[02] Schleswig-Holstein" 10 "[10] Bavaria"</td> </tr> <tr> <td colspan="10"></td> <td>3 "[03] Hamburg" 11 "[11] Saarland"</td> </tr> <tr> <td colspan="10"></td> <td>4 "[04] Bremen" 12 "[12] Mecklenburg-Western-Pomerania"</td> </tr> <tr> <td colspan="10"></td> <td>5 "[05] Lower Saxony" 13 "[13] Brandenburg (incl. Berlin East)"</td> </tr> <tr> <td colspan="10"></td> <td>6 "[06] Nordrhine-Westphalia" 14 "[14] Saxony-Anhalt"</td> </tr> <tr> <td colspan="10"></td> <td>7 "[07] Rhineland-Palatinate" 15 "[15] Saxony"</td> </tr> <tr> <td colspan="10"></td> <td>8 "[08] Hesse" 16 "[16] Thuringia"</td> </tr> </tbody> </table>					2004	2005	2006	2007	2008	2009	2010	2011	2012	2013	Further information	WEST										federal state according to ifo code	EAST										2014	2015	2016	2017	2018	2019	2020	2021	2022	2023	WEST										EAST										1 "[01] Berlin West" 9 "[09] Baden-Wuerttemberg"											2 "[02] Schleswig-Holstein" 10 "[10] Bavaria"											3 "[03] Hamburg" 11 "[11] Saarland"											4 "[04] Bremen" 12 "[12] Mecklenburg-Western-Pomerania"											5 "[05] Lower Saxony" 13 "[13] Brandenburg (incl. Berlin East)"											6 "[06] Nordrhine-Westphalia" 14 "[14] Saxony-Anhalt"											7 "[07] Rhineland-Palatinate" 15 "[15] Saxony"											8 "[08] Hesse" 16 "[16] Thuringia"
2004	2005	2006	2007	2008	2009	2010	2011	2012	2013	Further information																																																																																																																																						
WEST										federal state according to ifo code																																																																																																																																						
EAST																																																																																																																																																
2014	2015	2016	2017	2018	2019	2020	2021	2022	2023																																																																																																																																							
WEST																																																																																																																																																
EAST										1 "[01] Berlin West" 9 "[09] Baden-Wuerttemberg"																																																																																																																																						
										2 "[02] Schleswig-Holstein" 10 "[10] Bavaria"																																																																																																																																						
										3 "[03] Hamburg" 11 "[11] Saarland"																																																																																																																																						
										4 "[04] Bremen" 12 "[12] Mecklenburg-Western-Pomerania"																																																																																																																																						
										5 "[05] Lower Saxony" 13 "[13] Brandenburg (incl. Berlin East)"																																																																																																																																						
										6 "[06] Nordrhine-Westphalia" 14 "[14] Saxony-Anhalt"																																																																																																																																						
										7 "[07] Rhineland-Palatinate" 15 "[15] Saxony"																																																																																																																																						
										8 "[08] Hesse" 16 "[16] Thuringia"																																																																																																																																						

No.	Name	Label	Survey period	Survey frequency																																																															
1.9)	sector_wz03	wz03 sector classification	East and West 10/2004 to 03/2011	monthly survey																																																															
<table border="1"> <thead> <tr> <th>2004</th><th>2005</th><th>2006</th><th>2007</th><th>2008</th><th>2009</th><th>2010</th><th>2011</th><th>2012</th><th>2013</th><th>Further information</th> </tr> </thead> <tbody> <tr> <td colspan="10">WEST</td> <td rowspan="4">Sector according to WZ03</td> </tr> <tr> <td colspan="10">EAST</td> </tr> <tr> <td>2014</td><td>2015</td><td>2016</td><td>2017</td><td>2018</td><td>2019</td><td>2020</td><td>2021</td><td>2022</td><td>2023</td> </tr> <tr> <td colspan="10">WEST</td> </tr> <tr> <td colspan="10">EAST</td> <td></td> </tr> </tbody> </table>					2004	2005	2006	2007	2008	2009	2010	2011	2012	2013	Further information	WEST										Sector according to WZ03	EAST										2014	2015	2016	2017	2018	2019	2020	2021	2022	2023	WEST										EAST										
2004	2005	2006	2007	2008	2009	2010	2011	2012	2013	Further information																																																									
WEST										Sector according to WZ03																																																									
EAST																																																																			
2014	2015	2016	2017	2018	2019	2020	2021	2022	2023																																																										
WEST																																																																			
EAST																																																																			

No.	Name	Label	Survey period	Survey frequency
1.10)	sector_wz08	wz08 sector classification	East and West 01/2005	once

East and West since 04/2011 monthly survey

2004	2005	2006	2007	2008	2009	2010	2011	2012	2013	Further information
							WEST			Sector according to W208
							EAST			
2014	2015	2016	2017	2018	2019	2020	2021	2022	2023	

No. Name Label Survey period Survey frequency

1.11) sector_total ebdc sector classification East and West since 10/2004 monthly

2004	2005	2006	2007	2008	2009	2010	2011	2012	2013	Further information
							WEST			Sector according to the EBDC
							EAST			
2014	2015	2016	2017	2018	2019	2020	2021	2022	2023	
										[1] agriculture, hunting and related activities
										[5] mining
										[10] publishing industry, printing industry, reproduction of recorded sound, image and data storage media
										[25] repair and instalation of machines and equipment
										[26] recycling
										[27] energy and water supply
										[28] effluent, waste and other disposal
										[29] construction industry
										[30] vehicle trade, maintenance and repair of vehicles, gas stations
										[31] wholesale and trade mediation
										[32] retail (without vehicle trade and gas stations), repair of goods
										[33] transport, auxiliary and secondary activities for transport
										[34] postal, courier and express services
										[35] hospitality, lodging, gastronomy
										[36] publishing; movie and tv show production and distribution; cinemas; recording studios and music publishing
										[37] broadcasting; telecommunications; information and information technology services; news communications
										[38] financial and insurance services
										[39] real estate and housing business
										[40] dataprocessing and databases
										[41] law, tax and business consultancy, auditing, administration and governance of businesses
										[42] architecture and engineering offices; technical, physical and chemical analysis; other freelance, scientific and technical activities
										[43] research and development
										[44] advertisement and market research
										[45] other economic services
										[46] renting of movable objects
										[47] mediation and assignment of manpower
										[48] travel agencies, travel business and other booking services
										[49] sentry and security services, investigative agencies
										[50] facility maintenance, horticulture, landscaping
										[51] public administration, defense, social insurance
										[52] education
										[53] health, veterinary and social sector; asylums
										[54] predominantly personal services (e.g.: entertaining activities, libraries, museums, botanical gardens, sports, recreation services)
										[55] advocacy, church and other associations (without social services, culture and sports)
										[56] repair of dataprocessing devices and goods
										[57] other services
										[60] extritorial organisations and entities;

No. Name Label Survey period Survey frequency

1.12) dl_size size range East and West since 04/2011 monthly survey

2004	2005	2006	2007	2008	2009	2010	2011	2012	2013	Further information
							WEST			Size range
							EAST			
2014	2015	2016	2017	2018	2019	2020	2021	2022	2023	
										[1] <250000 Euro
										[2] 250000 - 1m Euro
										[3] 1m - 5m Euro
										[4] 5m - 10m Euro
										[5] 10m - 25m Euro
										[6] >25m Euro

No. Name Label Survey period Survey frequency

1.13) size_turnover size of turnover East and West since 01/2010 monthly survey

2004	2005	2006	2007	2008	2009	2010	2011	2012	2013	Further information
						WEST				Size of turnover
						EAST				
2014	2015	2016	2017	2018	2019	2020	2021	2022	2023	specification of dl_size
WEST										[0] >no information
EAST										[1] <50000 Euro
										[2] 50000 - 100000 Euro
										[3] 100000 - 250000 Euro
										[4] 250000 - 500000 Euro
										[5] 500000 - 1m Euro
										[6] 1m - 2m Euro
										[7] 2m - 5m Euro
										[8] 5m - 10m Euro
										[9] 10m - 25m Euro
										[10] 25m - 50m Euro
										[11] 50m - 100m Euro
										[12] 100m - 250m Euro
										[13] 250m - 500m Euro
										[14] 500m-1mrd. Euro
										[15] 1mrd.-2mrd. Euro
										[16] 2mrd - 5mrd. Euro
										[17] 5mrd. - 10 mrd. Euro
										[18] 10mrd. - 25mrd. Euro
										[19] 25mrd. - 50mrd. Euro
										[20] 50mrd. - 100mrd. Euro
										[21] >100mrd. Euro

No.	Name	Label	Survey period	Survey frequency
-----	------	-------	---------------	------------------

1.14) size_empl size of employees East and West since 05/2012 monthly survey

2004	2005	2006	2007	2008	2009	2010	2011	2012	2013	Further information
								WEST		Size of employees
								EAST		
2014	2015	2016	2017	2018	2019	2020	2021	2022	2023	[0] >no information
WEST										[1] <=4
EAST										[2] 5 - 9
										[3] 10 - 19
										[4] 20 - 49
										[5] 50 - 99
										[6] 100 - 249
										[7] 250 - 499
										[8] 500 - 999
										[9] 1000 - 1999
										[10] 2000 - 4999
										[11] 5000 - 9999
										[12] 10000 - 19999
										[13] 20000 - 49999
										[14] >=50000

No.	Name	Label	Survey period	Survey frequency
-----	------	-------	---------------	------------------

1.15) online online East and West since 10/2004 monthly survey

2004	2005	2006	2007	2008	2009	2010	2011	2012	2013	Further information
WEST										[1] fax
EAST										
2014	2015	2016	2017	2018	2019	2020	2021	2022	2023	[2] online
WEST										[3] continuous text mail
EAST										[4] pdf-mail
										[5] manually collected

No.	Name	Label	Survey period	Survey frequency
-----	------	-------	---------------	------------------

1.16) survey_start survey_start East and West since 02/2005 monthly survey

2004	2005	2006	2007	2008	2009	2010	2011	2012	2013	Further information
								WEST		Start of survey
								EAST		
2014	2015	2016	2017	2018	2019	2020	2021	2022	2023	Only refers to the participants who answered the questionnaire online.
WEST										
EAST										

No.	Name	Label	Survey period	Survey frequency
-----	------	-------	---------------	------------------

1.17)	survey_end	survey_end	East and West since 02/2005	monthly survey						
2004	2005	2006	2007	2008	2009	2010	2011	2012	2013	Further information
WEST										End of survey
EAST										
Only refers to the participants who answered the questionnaire online.										
2014	2015	2016	2017	2018	2019	2020	2021	2022	2023	
WEST										
EAST										

No.	Name	Label	Survey period	Survey frequency
-----	------	-------	---------------	------------------

1.18)	participation_date	participation date	East and West since 02/2005	monthly survey						
2004	2005	2006	2007	2008	2009	2010	2011	2012	2013	Further information
WEST										Date of survey
EAST										
Only refers to the participants who answered the questionnaire online.										
2014	2015	2016	2017	2018	2019	2020	2021	2022	2023	
WEST										
EAST										

No.	Name	Label	Survey period	Survey frequency
-----	------	-------	---------------	------------------

1.19)	participation_hour	participation hour	East and West since 02/2005	monthly survey						
2004	2005	2006	2007	2008	2009	2010	2011	2012	2013	Further information
WEST										Hour of survey
EAST										
Only refers to the participants who answered the questionnaire online.										
2014	2015	2016	2017	2018	2019	2020	2021	2022	2023	
WEST										
EAST										

No.	Name	Label	Survey period	Survey frequency
-----	------	-------	---------------	------------------

1.20)	participation_status	participation status	East and West since 02/2005	monthly survey						
2004	2005	2006	2007	2008	2009	2010	2011	2012	2013	Further information
WEST										Participation status
EAST										
Only refers to the participants who answered the questionnaire online.										
2014	2015	2016	2017	2018	2019	2020	2021	2022	2023	
WEST										
EAST										
<ul style="list-style-type: none"> [1] complete [2] reworked [3] incomplete [4] not answered [5] ausgefüllt 										

2. Standard questions

No.	Name	Label	Survey period	Survey frequency
-----	------	-------	---------------	------------------

2.1)	dl_statebus	state of business (appraisal)	East and West since 10/2004	monthly survey
------	-------------	-------------------------------	-----------------------------	----------------

Wording of question

since 10/2004	Further information							
<p>Information about your own company (domestic)</p> <p>Current situation (appraisal and development)</p> <table border="1" style="width: 100%; border-collapse: collapse;"> <tr> <td rowspan="3" style="width: 70%; vertical-align: top;">1. We evaluate our state of business currently to be</td> <td style="width: 15%; text-align: center;">good [1]</td> <td style="width: 15%;"></td> </tr> <tr> <td style="text-align: center;">satisfiable [2]</td> <td></td> </tr> <tr> <td style="text-align: center;">bad [3]</td> <td></td> </tr> </table>	1. We evaluate our state of business currently to be	good [1]		satisfiable [2]		bad [3]		<p>Appraisal of the state of business</p>
1. We evaluate our state of business currently to be		good [1]						
		satisfiable [2]						
	bad [3]							

Time span of variable										
2004	2005	2006	2007	2008	2009	2010	2011	2012	2013	
WEST										
EAST										
2014	2015	2016	2017	2018	2019	2020	2021	2022	2023	
WEST										
EAST										

No.	Name	Label	Survey period	Survey frequency
2.2)	dl_statebus_sl	state of business (VAS)	West since 01/2017 East since 01/2017	monthly survey monthly survey

Wording of question

<p>since 01/2017</p> <p>Current situation</p> <p>We consider our state of business for XY to be</p> <div style="text-align: center;"> <p>0-bad 50-satisfiable 100-good</p> </div> <p>Other than the variable 2.1) dl_statebus the state of business is rated based on a visual analog scale</p>	<p>Further information</p> <p>Appraisal of the state of business (VAS)</p> <p>online only</p> <p>2.1) dl_statebus</p>
--	--

Time span of variable										
1980	1981	1982	1983	1984	1985	1986	1987	1988	1989	
1990	1991	1992	1993	1994	1995	1996	1997	1998	1999	
2000	2001	2002	2003	2004	2005	2006	2007	2008	2009	
2010	2011	2012	2013	2014	2015	2016	2017	2018	2019	
WEST										
EAST										

No.	Name	Label	Survey period	Survey frequency
2.3)	dl_statebus_clicks	state of business (clicks)	West since 01/2017 East since 01/2017	monthly survey monthly survey

Time span of variable

Time span of variable										
1980	1981	1982	1983	1984	1985	1986	1987	1988	1989	
1990	1991	1992	1993	1994	1995	1996	1997	1998	1999	
2000	2001	2002	2003	2004	2005	2006	2007	2008	2009	
2010	2011	2012	2013	2014	2015	2016	2017	2018	2019	
WEST										
EAST										

No.	Name	Label	Survey period	Survey frequency

Wording of question

<p>since 10/2004</p> <p>Information about your own company (domestic)</p> <p>Current situation (appraisal and development)</p> <table border="1" style="margin-left: 20px;"> <tr> <td rowspan="3" style="width: 150px;">2. During the last 3 months our business volume has</td> <td style="width: 100px;">increased [1]</td> <td style="width: 50px;"></td> </tr> <tr> <td>not changed [2]</td> <td></td> </tr> <tr> <td>decreased [3]</td> <td></td> </tr> </table>	2. During the last 3 months our business volume has	increased [1]		not changed [2]		decreased [3]		<p>Further information</p> <p>Development of the business volume during the last 3 months</p>																																																					
2. During the last 3 months our business volume has		increased [1]																																																											
		not changed [2]																																																											
	decreased [3]																																																												
<p>Time span of variable</p> <table border="1" style="width: 100%; text-align: center;"> <tr> <td>2004</td><td>2005</td><td>2006</td><td>2007</td><td>2008</td><td>2009</td><td>2010</td><td>2011</td><td>2012</td><td>2013</td> </tr> <tr> <td colspan="10">WEST</td> </tr> <tr> <td colspan="10">EAST</td> </tr> <tr> <td>2014</td><td>2015</td><td>2016</td><td>2017</td><td>2018</td><td>2019</td><td>2020</td><td>2021</td><td>2022</td><td>2023</td> </tr> <tr> <td colspan="10">WEST</td> </tr> <tr> <td colspan="10">EAST</td> </tr> </table>		2004	2005	2006	2007	2008	2009	2010	2011	2012	2013	WEST										EAST										2014	2015	2016	2017	2018	2019	2020	2021	2022	2023	WEST										EAST									
2004	2005	2006	2007	2008	2009	2010	2011	2012	2013																																																				
WEST																																																													
EAST																																																													
2014	2015	2016	2017	2018	2019	2020	2021	2022	2023																																																				
WEST																																																													
EAST																																																													

No.	Name	Label	Survey period	Survey frequency
-----	------	-------	---------------	------------------

Wording of question

<p>since 10/2004</p> <p>Information about your own company (domestic)</p> <p>Current situation (appraisal and development)</p> <table border="1" style="margin-left: 20px;"> <tr> <td rowspan="3" style="width: 150px;">3a. During the last 2-3 months the demand* for our services or our sales volume* has</td> <td style="width: 100px;">increased [1]</td> <td style="width: 50px;"></td> </tr> <tr> <td>not changed [2]</td> <td></td> </tr> <tr> <td>decreased [3]</td> <td></td> </tr> </table>	3a. During the last 2-3 months the demand* for our services or our sales volume* has	increased [1]		not changed [2]		decreased [3]		<p>Further information</p> <p>Development of demand/sales volume during the last 2-3 months</p> <p>*Incl. Foreign demand/ sales volume</p>																																																					
3a. During the last 2-3 months the demand* for our services or our sales volume* has		increased [1]																																																											
		not changed [2]																																																											
	decreased [3]																																																												
<p>Time span of variable</p> <table border="1" style="width: 100%; text-align: center;"> <tr> <td>2004</td><td>2005</td><td>2006</td><td>2007</td><td>2008</td><td>2009</td><td>2010</td><td>2011</td><td>2012</td><td>2013</td> </tr> <tr> <td colspan="10">WEST</td> </tr> <tr> <td colspan="10">EAST</td> </tr> <tr> <td>2014</td><td>2015</td><td>2016</td><td>2017</td><td>2018</td><td>2019</td><td>2020</td><td>2021</td><td>2022</td><td>2023</td> </tr> <tr> <td colspan="10">WEST</td> </tr> <tr> <td colspan="10">EAST</td> </tr> </table>		2004	2005	2006	2007	2008	2009	2010	2011	2012	2013	WEST										EAST										2014	2015	2016	2017	2018	2019	2020	2021	2022	2023	WEST										EAST									
2004	2005	2006	2007	2008	2009	2010	2011	2012	2013																																																				
WEST																																																													
EAST																																																													
2014	2015	2016	2017	2018	2019	2020	2021	2022	2023																																																				
WEST																																																													
EAST																																																													

No.	Name	Label	Survey period	Survey frequency
-----	------	-------	---------------	------------------

Wording of question

<p>won 10/2004 bis 04/2009</p> <p>Information about your own company (domestic)</p> <p>Current situation (appraisal and development)</p> <table border="1" style="margin-left: 20px;"> <tr> <td rowspan="3" style="width: 150px;">3b. Compared to the same month of last year our demand* or sales volume [...] last month has</td> <td style="width: 100px;">increased [1]</td> <td style="width: 50px;"></td> </tr> <tr> <td>not changed [2]</td> <td></td> </tr> <tr> <td>decreased [3]</td> <td></td> </tr> </table>	3b. Compared to the same month of last year our demand* or sales volume [...] last month has	increased [1]		not changed [2]		decreased [3]		<p>Further information</p> <p>demand/ sales volume last month versus same month of previous year</p> <p>*Incl. Foreign demand/ sales volume</p>
3b. Compared to the same month of last year our demand* or sales volume [...] last month has		increased [1]						
		not changed [2]						
	decreased [3]							
<p>since 05/2009</p> <p>Information about your own company (domestic)</p>								

Current situation (appraisal and development)									
3b. Compared to the same month of last year our demand* or sales volume [...] in the previous month has	increased [1]								
	not changed [2]								
	decreased [3]								
Time span of variable									
2004	2005	2006	2007	2008	2009	2010	2011	2012	2013
WEST									
EAST									
2014	2015	2016	2017	2018	2019	2020	2021	2022	2023
WEST									
EAST									

No.	Name	Label	Survey period	Survey frequency
2.7)	dl_orders	orders (appraisal)	East and West since 10/2004	monthly survey

Wording of question

since 10/2004	Further information								
<p>Information about your own company (domestic)</p> <p>Current situation (appraisal and development)</p> <table border="1"> <tr> <td rowspan="3">4. We evaluate our order backlog to be (given that an order backlog is typical for the branch)</td> <td>relatively high [1]</td> </tr> <tr> <td>sufficient [2]</td> </tr> <tr> <td>too small [3]</td> </tr> </table>	4. We evaluate our order backlog to be (given that an order backlog is typical for the branch)	relatively high [1]	sufficient [2]	too small [3]	Appraisal of orders				
4. We evaluate our order backlog to be (given that an order backlog is typical for the branch)		relatively high [1]							
		sufficient [2]							
	too small [3]								
Time span of variable									
2004	2005	2006	2007	2008	2009	2010	2011	2012	2013
WEST									
EAST									
2014	2015	2016	2017	2018	2019	2020	2021	2022	2023
WEST									
EAST									

No.	Name	Label	Survey period	Survey frequency
2.8)	dl_employlast	employees last 2-3 months	East and West since 10/2004	monthly survey

Wording of question

since 10/2004	Further information								
<p>Information about your own company (domestic)</p> <p>Current situation (appraisal and development)</p> <table border="1"> <tr> <td rowspan="3">5. During the last 2-3 months the number of our employees has</td> <td>increased [1]</td> </tr> <tr> <td>not changed [2]</td> </tr> <tr> <td>decreased [3]</td> </tr> </table>	5. During the last 2-3 months the number of our employees has	increased [1]	not changed [2]	decreased [3]	Development of the number of employees during the last 2-3 months				
5. During the last 2-3 months the number of our employees has		increased [1]							
		not changed [2]							
	decreased [3]								
Time span of variable									
2004	2005	2006	2007	2008	2009	2010	2011	2012	2013
WEST									
EAST									
2014	2015	2016	2017	2018	2019	2020	2021	2022	2023
WEST									
EAST									

No.	Name	Label	Survey period	Survey frequency
2.9)	dl_demandexp	expected demand / sales volume for the next 3 months	2- East and West since 10/2004	monthly survey

Wording of question

<p>since 10/2004</p> <p>Information about your own company (domestic)</p> <p>Current situation (appraisal and development)</p> <table border="1" style="width: 100%;"> <tr> <td rowspan="3" style="width: 70%;">6. During the next 2-3 months the demand* for our services or our sales volume will be</td> <td style="width: 15%;">increasing [1]</td> <td style="width: 15%;"></td> </tr> <tr> <td>not changing [2]</td> <td></td> </tr> <tr> <td>decreasing [3]</td> <td></td> </tr> </table>	6. During the next 2-3 months the demand* for our services or our sales volume will be	increasing [1]		not changing [2]		decreasing [3]		<p>Further information</p> <p>Expected demand/ sales volume for the next 2-3 months</p> <p>*Incl. Foreign demand/ sales volume</p>																																																					
6. During the next 2-3 months the demand* for our services or our sales volume will be		increasing [1]																																																											
		not changing [2]																																																											
	decreasing [3]																																																												
<p>Time span of variable</p> <table border="1" style="width: 100%; text-align: center;"> <tr> <td>2004</td><td>2005</td><td>2006</td><td>2007</td><td>2008</td><td>2009</td><td>2010</td><td>2011</td><td>2012</td><td>2013</td> </tr> <tr> <td colspan="10">WEST</td> </tr> <tr> <td colspan="10">EAST</td> </tr> <tr> <td>2014</td><td>2015</td><td>2016</td><td>2017</td><td>2018</td><td>2019</td><td>2020</td><td>2021</td><td>2022</td><td>2023</td> </tr> <tr> <td colspan="10">WEST</td> </tr> <tr> <td colspan="10">EAST</td> </tr> </table>		2004	2005	2006	2007	2008	2009	2010	2011	2012	2013	WEST										EAST										2014	2015	2016	2017	2018	2019	2020	2021	2022	2023	WEST										EAST									
2004	2005	2006	2007	2008	2009	2010	2011	2012	2013																																																				
WEST																																																													
EAST																																																													
2014	2015	2016	2017	2018	2019	2020	2021	2022	2023																																																				
WEST																																																													
EAST																																																													

No.	Name	Label	Survey period	Survey frequency
2.10)	dl_employexp	expected employees for the next 2-3 months	East and West since 10/2004	monthly survey

Wording of question

<p>since 10/2004</p> <p>Information about your own company (domestic)</p> <p>Current situation (appraisal and development)</p> <table border="1" style="width: 100%;"> <tr> <td rowspan="3" style="width: 70%;">7. During the next 2-3 months the number of employees will be</td> <td style="width: 15%;">increasing [1]</td> <td style="width: 15%;"></td> </tr> <tr> <td>not changing [2]</td> <td></td> </tr> <tr> <td>decreasing [3]</td> <td></td> </tr> </table>	7. During the next 2-3 months the number of employees will be	increasing [1]		not changing [2]		decreasing [3]		<p>Further information</p> <p>Expected development of number of employees during the next 2-3 months</p>																																																					
7. During the next 2-3 months the number of employees will be		increasing [1]																																																											
		not changing [2]																																																											
	decreasing [3]																																																												
<p>Time span of variable</p> <table border="1" style="width: 100%; text-align: center;"> <tr> <td>2004</td><td>2005</td><td>2006</td><td>2007</td><td>2008</td><td>2009</td><td>2010</td><td>2011</td><td>2012</td><td>2013</td> </tr> <tr> <td colspan="10">WEST</td> </tr> <tr> <td colspan="10">EAST</td> </tr> <tr> <td>2014</td><td>2015</td><td>2016</td><td>2017</td><td>2018</td><td>2019</td><td>2020</td><td>2021</td><td>2022</td><td>2023</td> </tr> <tr> <td colspan="10">WEST</td> </tr> <tr> <td colspan="10">EAST</td> </tr> </table>		2004	2005	2006	2007	2008	2009	2010	2011	2012	2013	WEST										EAST										2014	2015	2016	2017	2018	2019	2020	2021	2022	2023	WEST										EAST									
2004	2005	2006	2007	2008	2009	2010	2011	2012	2013																																																				
WEST																																																													
EAST																																																													
2014	2015	2016	2017	2018	2019	2020	2021	2022	2023																																																				
WEST																																																													
EAST																																																													

No.	Name	Label	Survey period	Survey frequency
2.11)	dl_expectbus	expected business situation for the next 6 months	East and West since 10/2004	monthly survey

Wording of question

<p>since 10/2004</p> <p>Information about your own company (domestic)</p> <p>Current situation (appraisal and development)</p> <table border="1" style="width: 100%;"> <tr> <td rowspan="3" style="width: 70%;">8. During the next 6 months our business situation will be</td> <td style="width: 15%;">more favourable [1]</td> <td style="width: 15%;"></td> </tr> <tr> <td>not changing [2]</td> <td></td> </tr> <tr> <td>less favourable [3]</td> <td></td> </tr> </table>	8. During the next 6 months our business situation will be	more favourable [1]		not changing [2]		less favourable [3]		<p>Further information</p> <p>Expected business situation for the next 6 months</p>
8. During the next 6 months our business situation will be		more favourable [1]						
		not changing [2]						
	less favourable [3]							

Time span of variable										
2004	2005	2006	2007	2008	2009	2010	2011	2012	2013	
WEST										
EAST										
2014	2015	2016	2017	2018	2019	2020	2021	2022	2023	
WEST										
EAST										

No.	Name	Label	Survey period	Survey frequency
2.12)	dl_expectbus_sl	expected commercial operations (VAS)	West since 01/2017 East since 01/2017	monthly survey monthly survey

Wording of question

since 01/2017	Further information
<p>Expectations for the next 6 months</p> <p>In cyclical regards our state of business for XY will be</p> <p style="text-align: center;"> ----- ----- ----- ----- </p> <p style="text-align: center;">0- be rather less favourable 50-stay about the same 100-rather more favourable</p> <p>Other than the variable 2.11) dl_comexp the expected commercial is rated based on a visual analog scale</p>	<p>Expected commercial (VAS)</p> <p>online only</p>

Time span of variable										
1980	1981	1982	1983	1984	1985	1986	1987	1988	1989	
1990	1991	1992	1993	1994	1995	1996	1997	1998	1999	
2000	2001	2002	2003	2004	2005	2006	2007	2008	2009	
2010	2011	2012	2013	2014	2015	2016	2017	2018	2019	
WEST										
EAST										

No.	Name	Label	Survey period	Survey frequency
2.13)	dl_expectbus_clicks	expected commercial operations (clicks)	West since 01/2017 East since 01/2017	monthly survey monthly survey

Time span of variable

Time span of variable										
1980	1981	1982	1983	1984	1985	1986	1987	1988	1989	
1990	1991	1992	1993	1994	1995	1996	1997	1998	1999	
2000	2001	2002	2003	2004	2005	2006	2007	2008	2009	
2010	2011	2012	2013	2014	2015	2016	2017	2018	2019	
WEST										
EAST										

No.	Name	Label	Survey period	Survey frequency

Wording of question

since 10/2004 Information about your own company (domestic) Current situation (appraisal and development) <table border="1" style="width: 100%;"> <tr> <td rowspan="3" style="width: 70%;">9. During the next 3 months the prices for our services will be</td> <td style="width: 15%;">increasing [1]</td> <td style="width: 15%;"></td> </tr> <tr> <td>not changing [2]</td> <td></td> </tr> <tr> <td>decreasing [3]</td> <td></td> </tr> </table>	9. During the next 3 months the prices for our services will be	increasing [1]		not changing [2]		decreasing [3]		Further information Expected development of prices for the next 3 months																																																					
9. During the next 3 months the prices for our services will be		increasing [1]																																																											
		not changing [2]																																																											
	decreasing [3]																																																												
Time span of variable																																																													
<table border="1" style="width: 100%; text-align: center;"> <tr> <td>2004</td><td>2005</td><td>2006</td><td>2007</td><td>2008</td><td>2009</td><td>2010</td><td>2011</td><td>2012</td><td>2013</td> </tr> <tr> <td colspan="10" style="background-color: #003366; color: white;">WEST</td> </tr> <tr> <td colspan="10" style="background-color: #0066b3; color: white;">EAST</td> </tr> <tr> <td>2014</td><td>2015</td><td>2016</td><td>2017</td><td>2018</td><td>2019</td><td>2020</td><td>2021</td><td>2022</td><td>2023</td> </tr> <tr> <td colspan="10" style="background-color: #003366; color: white;">WEST</td> </tr> <tr> <td colspan="10" style="background-color: #0066b3; color: white;">EAST</td> </tr> </table>		2004	2005	2006	2007	2008	2009	2010	2011	2012	2013	WEST										EAST										2014	2015	2016	2017	2018	2019	2020	2021	2022	2023	WEST										EAST									
2004	2005	2006	2007	2008	2009	2010	2011	2012	2013																																																				
WEST																																																													
EAST																																																													
2014	2015	2016	2017	2018	2019	2020	2021	2022	2023																																																				
WEST																																																													
EAST																																																													

3. Special questions

No.	Name	Label	Survey period	Survey frequency
-----	------	-------	---------------	------------------

Wording of question

since 10/2004 Special questions (inquired only every 3 months) <table border="1" style="width: 100%;"> <tr> <td rowspan="2" style="width: 70%;">12. Our domestic business activity is currently constrained</td> <td style="width: 15%;">yes [1]</td> <td style="width: 15%;">no [2]</td> </tr> <tr> <td style="background-color: #e6f2ff;"></td> <td style="background-color: #e6f2ff;"></td> </tr> </table>	12. Our domestic business activity is currently constrained	yes [1]	no [2]			Further information Constraints to business activity [3]: Conflict - here, "no" was chosen , but for any constraining factor (3.2) dl_lackdem to 3.8) dl_othrea), "yes" was crossed.																																																							
12. Our domestic business activity is currently constrained		yes [1]	no [2]																																																										
Time span of variable																																																													
<table border="1" style="width: 100%; text-align: center;"> <tr> <td>2004</td><td>2005</td><td>2006</td><td>2007</td><td>2008</td><td>2009</td><td>2010</td><td>2011</td><td>2012</td><td>2013</td> </tr> <tr> <td colspan="10" style="background-color: #003366; color: white;">WEST</td> </tr> <tr> <td colspan="10" style="background-color: #0066b3; color: white;">EAST</td> </tr> <tr> <td>2014</td><td>2015</td><td>2016</td><td>2017</td><td>2018</td><td>2019</td><td>2020</td><td>2021</td><td>2022</td><td>2023</td> </tr> <tr> <td colspan="10" style="background-color: #003366; color: white;">WEST</td> </tr> <tr> <td colspan="10" style="background-color: #0066b3; color: white;">EAST</td> </tr> </table>		2004	2005	2006	2007	2008	2009	2010	2011	2012	2013	WEST										EAST										2014	2015	2016	2017	2018	2019	2020	2021	2022	2023	WEST										EAST									
2004	2005	2006	2007	2008	2009	2010	2011	2012	2013																																																				
WEST																																																													
EAST																																																													
2014	2015	2016	2017	2018	2019	2020	2021	2022	2023																																																				
WEST																																																													
EAST																																																													

No.	Name	Label	Survey period	Survey frequency
-----	------	-------	---------------	------------------

Wording of question

since 10/2004 Special questions (inquired only every 3 months) 12. Our domestic business activity is currently constrained ... if yes, by following factors (multiple answers are possible) <table border="1" style="width: 100%;"> <tr> <td style="width: 70%;">lack of orders, lack of demand [1]*</td> <td style="width: 30%;">yes [1]</td> </tr> <tr> <td style="background-color: #e6f2ff;"></td> <td style="background-color: #e6f2ff;"></td> </tr> </table>	lack of orders, lack of demand [1]*	yes [1]			Further information Constraints by lack of demand																										
lack of orders, lack of demand [1]*	yes [1]																														
Time span of variable																															
<table border="1" style="width: 100%; text-align: center;"> <tr> <td>2004</td><td>2005</td><td>2006</td><td>2007</td><td>2008</td><td>2009</td><td>2010</td><td>2011</td><td>2012</td><td>2013</td> </tr> <tr> <td colspan="10" style="background-color: #003366; color: white;">WEST</td> </tr> <tr> <td colspan="10" style="background-color: #0066b3; color: white;">EAST</td> </tr> </table>		2004	2005	2006	2007	2008	2009	2010	2011	2012	2013	WEST										EAST									
2004	2005	2006	2007	2008	2009	2010	2011	2012	2013																						
WEST																															
EAST																															

	2014	2015	2016	2017	2018	2019	2020	2021	2022	2023
WEST										
EAST										

No.	Name	Label	Survey period	Survey frequency
-----	------	-------	---------------	------------------

3.3) **dl_mplack** constraints by lack of skilled labour East and West since 10/2004 inquired in Jan, Apr, July, Oct

Wording of question

<p>since 10/2004</p> <p>Special questions (inquired only every 3 months)</p> <p>12. Our domestic business activity is currently constrained</p> <p>...</p> <p>if yes, by following factors (multiple answers are possible)</p> <table border="1" style="margin-left: auto; margin-right: auto;"> <tr> <td>lack of skilled labour [1]*</td> <td>yes [1]</td> </tr> </table>	lack of skilled labour [1]*	yes [1]	<p>Further information</p> <p>Constraints by lack of skilled labour</p>																																																										
lack of skilled labour [1]*	yes [1]																																																												
<p>Time span of variable</p> <table border="1"> <tr> <td>2004</td><td>2005</td><td>2006</td><td>2007</td><td>2008</td><td>2009</td><td>2010</td><td>2011</td><td>2012</td><td>2013</td> </tr> <tr> <td>WEST</td><td></td><td></td><td></td><td></td><td></td><td></td><td></td><td></td><td></td> </tr> <tr> <td>EAST</td><td></td><td></td><td></td><td></td><td></td><td></td><td></td><td></td><td></td> </tr> <tr> <td>2014</td><td>2015</td><td>2016</td><td>2017</td><td>2018</td><td>2019</td><td>2020</td><td>2021</td><td>2022</td><td>2023</td> </tr> <tr> <td>WEST</td><td></td><td></td><td></td><td></td><td></td><td></td><td></td><td></td><td></td> </tr> <tr> <td>EAST</td><td></td><td></td><td></td><td></td><td></td><td></td><td></td><td></td><td></td> </tr> </table>		2004	2005	2006	2007	2008	2009	2010	2011	2012	2013	WEST										EAST										2014	2015	2016	2017	2018	2019	2020	2021	2022	2023	WEST										EAST									
2004	2005	2006	2007	2008	2009	2010	2011	2012	2013																																																				
WEST																																																													
EAST																																																													
2014	2015	2016	2017	2018	2019	2020	2021	2022	2023																																																				
WEST																																																													
EAST																																																													

No.	Name	Label	Survey period	Survey frequency
-----	------	-------	---------------	------------------

3.4) **dl_lacktec** constraints by lack of technical capacities East and West since 10/2004 inquired in Jan, Apr, July, Oct

Wording of question

<p>since 10/2004</p> <p>Special questions (inquired only every 3 months)</p> <p>12. Our domestic business activity is currently constrained</p> <p>...</p> <p>if yes, by following factors (multiple answers are possible)</p> <table border="1" style="margin-left: auto; margin-right: auto;"> <tr> <td>lack of technical capacities [1]*</td> <td>yes [1]</td> </tr> </table>	lack of technical capacities [1]*	yes [1]	<p>Further information</p> <p>Constraints by lack of technical capacities</p>																																																										
lack of technical capacities [1]*	yes [1]																																																												
<p>Time span of variable</p> <table border="1"> <tr> <td>2004</td><td>2005</td><td>2006</td><td>2007</td><td>2008</td><td>2009</td><td>2010</td><td>2011</td><td>2012</td><td>2013</td> </tr> <tr> <td>WEST</td><td></td><td></td><td></td><td></td><td></td><td></td><td></td><td></td><td></td> </tr> <tr> <td>EAST</td><td></td><td></td><td></td><td></td><td></td><td></td><td></td><td></td><td></td> </tr> <tr> <td>2014</td><td>2015</td><td>2016</td><td>2017</td><td>2018</td><td>2019</td><td>2020</td><td>2021</td><td>2022</td><td>2023</td> </tr> <tr> <td>WEST</td><td></td><td></td><td></td><td></td><td></td><td></td><td></td><td></td><td></td> </tr> <tr> <td>EAST</td><td></td><td></td><td></td><td></td><td></td><td></td><td></td><td></td><td></td> </tr> </table>		2004	2005	2006	2007	2008	2009	2010	2011	2012	2013	WEST										EAST										2014	2015	2016	2017	2018	2019	2020	2021	2022	2023	WEST										EAST									
2004	2005	2006	2007	2008	2009	2010	2011	2012	2013																																																				
WEST																																																													
EAST																																																													
2014	2015	2016	2017	2018	2019	2020	2021	2022	2023																																																				
WEST																																																													
EAST																																																													

No.	Name	Label	Survey period	Survey frequency
-----	------	-------	---------------	------------------

3.5) **dl_finan** constraints by problems of financing East and West since 10/2004 inquired in Jan, Apr, July, Oct

Wording of question

<p>since 10/2004</p> <p>Special questions (inquired only every 3 months)</p> <p>12. Our domestic business activity is currently constrained</p> <p>...</p> <p>if yes, by following factors (multiple answers are possible)</p> <table border="1" style="margin-left: auto; margin-right: auto;"> <tr> <td>yes [1]</td> </tr> </table>	yes [1]	<p>Further information</p> <p>Constraints to business activity by problems of financing</p>
yes [1]		

problems of financing [1]*										
Time span of variable										
2004	2005	2006	2007	2008	2009	2010	2011	2012	2013	
WEST										
EAST										
2014	2015	2016	2017	2018	2019	2020	2021	2022	2023	
WEST										
EAST										

No.	Name	Label	Survey period	Survey frequency
-----	------	-------	---------------	------------------

3.6) dl_lackroom constraints by lack of room/ business equipment East and West since 10/2004 inquired in Jan, Apr, July, Oct

Wording of question

<p>since 10/2004</p> <p>Special questions (inquired only every 3 months)</p> <p>12. Our domestic business activity is currently constrained</p> <p>...</p> <p>if yes, by following factors (multiple answers are possible)</p> <table border="1"> <tr> <td>lack of room/business equipment [1]*</td> <td>yes [1]</td> </tr> </table>	lack of room/business equipment [1]*	yes [1]	<p>Further information</p> <p>Constraints by lack of room/ business equipment</p>							
lack of room/business equipment [1]*	yes [1]									
Time span of variable										
2004	2005	2006	2007	2008	2009	2010	2011	2012	2013	
WEST										
EAST										
2014	2015	2016	2017	2018	2019	2020	2021	2022	2023	
WEST										
EAST										

No.	Name	Label	Survey period	Survey frequency
-----	------	-------	---------------	------------------

3.7) dl_weather constraints by weather conditions East and West since 10/2004 inquired in Jan, Apr, July, Oct

Wording of question

<p>since 10/2004</p> <p>Special questions (inquired only every 3 months)</p> <p>12. Our domestic business activity is currently constrained</p> <p>...</p> <p>if yes, by following factors (multiple answers are possible)</p> <table border="1"> <tr> <td>weather conditions [1]*</td> <td>yes [1]</td> </tr> </table>	weather conditions [1]*	yes [1]	<p>Further information</p> <p>Constraints by weather conditions</p>							
weather conditions [1]*	yes [1]									
Time span of variable										
2004	2005	2006	2007	2008	2009	2010	2011	2012	2013	
WEST										
EAST										
2014	2015	2016	2017	2018	2019	2020	2021	2022	2023	
WEST										
EAST										

No.	Name	Label	Survey period	Survey frequency
-----	------	-------	---------------	------------------

3.8) dl_othrea constraints by other reasons East and West since 10/2004 inquired in Jan, Apr, July, Oct

Wording of question

<p>since 10/2004</p> <p>Special questions (inquired only every 3 months)</p> <p>12. Our domestic business activity is currently constrained</p> <p>...</p> <p>if yes, by following factors (multiple answers are possible)</p> <table border="1" style="margin-left: auto; margin-right: auto;"> <tr> <td style="width: 150px;">other reasons [1]*</td> <td style="width: 50px;">yes [1]</td> </tr> </table>	other reasons [1]*	yes [1]	<p>Further information</p> <p>Constraints by other reasons</p>																																																										
other reasons [1]*	yes [1]																																																												
<p>Time span of variable</p> <table border="1" style="width: 100%; text-align: center;"> <tr> <td>2004</td><td>2005</td><td>2006</td><td>2007</td><td>2008</td><td>2009</td><td>2010</td><td>2011</td><td>2012</td><td>2013</td> </tr> <tr> <td colspan="10">WEST</td> </tr> <tr> <td colspan="10">EAST</td> </tr> <tr> <td>2014</td><td>2015</td><td>2016</td><td>2017</td><td>2018</td><td>2019</td><td>2020</td><td>2021</td><td>2022</td><td>2023</td> </tr> <tr> <td colspan="10">WEST</td> </tr> <tr> <td colspan="10">EAST</td> </tr> </table>		2004	2005	2006	2007	2008	2009	2010	2011	2012	2013	WEST										EAST										2014	2015	2016	2017	2018	2019	2020	2021	2022	2023	WEST										EAST									
2004	2005	2006	2007	2008	2009	2010	2011	2012	2013																																																				
WEST																																																													
EAST																																																													
2014	2015	2016	2017	2018	2019	2020	2021	2022	2023																																																				
WEST																																																													
EAST																																																													

No.	Name	Label	Survey period	Survey frequency
-----	------	-------	---------------	------------------

3.9)	dl_kap1	potential of existing capacity	East and West since 04/2011	inquired in Jan, Apr, July, Oct
------	---------	--------------------------------	-----------------------------	---------------------------------

Wording of question

<p>since 04/2011</p> <p>Special questions (inquired only every 3 months)</p> <table border="1" style="margin-left: auto; margin-right: auto;"> <tr> <td style="width: 150px;">13. Would you currently be able to handle an increased demand with the capacities currently existing in your company?</td> <td style="width: 50px;">yes [1]</td> <td style="width: 50px;">no [2]</td> </tr> </table>	13. Would you currently be able to handle an increased demand with the capacities currently existing in your company?	yes [1]	no [2]	<p>Further information</p> <p>Potential of existing capacity</p>																																																									
13. Would you currently be able to handle an increased demand with the capacities currently existing in your company?	yes [1]	no [2]																																																											
<p>Time span of variable</p> <table border="1" style="width: 100%; text-align: center;"> <tr> <td>2004</td><td>2005</td><td>2006</td><td>2007</td><td>2008</td><td>2009</td><td>2010</td><td>2011</td><td>2012</td><td>2013</td> </tr> <tr> <td colspan="10">WEST</td> </tr> <tr> <td colspan="10">EAST</td> </tr> <tr> <td>2014</td><td>2015</td><td>2016</td><td>2017</td><td>2018</td><td>2019</td><td>2020</td><td>2021</td><td>2022</td><td>2023</td> </tr> <tr> <td colspan="10">WEST</td> </tr> <tr> <td colspan="10">EAST</td> </tr> </table>		2004	2005	2006	2007	2008	2009	2010	2011	2012	2013	WEST										EAST										2014	2015	2016	2017	2018	2019	2020	2021	2022	2023	WEST										EAST									
2004	2005	2006	2007	2008	2009	2010	2011	2012	2013																																																				
WEST																																																													
EAST																																																													
2014	2015	2016	2017	2018	2019	2020	2021	2022	2023																																																				
WEST																																																													
EAST																																																													

No.	Name	Label	Survey period	Survey frequency
3.10)	dl_kap2	potential capacity expansion in %	East and West since 04/2011	inquired in Jan, Apr, July, Oct

Wording of question

<p>since 04/2011</p> <p>Special questions (inquired only every 3 months)</p> <p>13. Would you currently be able to handle an increased demand with the capacities currently existing in your company?</p> <p>...</p> <p>if yes:</p> <p>We could expand our business activity by <input type="text"/> % <input type="text"/></p>	<p>Further information</p> <p>Potential capacity expansion in percentage</p>																																																														
<p>Time span of variable</p> <table border="1"> <tr> <td>2004</td><td>2005</td><td>2006</td><td>2007</td><td>2008</td><td>2009</td><td>2010</td><td>2011</td><td>2012</td><td>2013</td> </tr> <tr> <td colspan="7"></td> <td>WEST</td> <td colspan="3"></td> </tr> <tr> <td colspan="7"></td> <td>EAST</td> <td colspan="3"></td> </tr> <tr> <td>2014</td><td>2015</td><td>2016</td><td>2017</td><td>2018</td><td>2019</td><td>2020</td><td>2021</td><td>2022</td><td>2023</td> </tr> <tr> <td colspan="3">WEST</td> <td colspan="7"></td> </tr> <tr> <td colspan="3">EAST</td> <td colspan="7"></td> </tr> </table>		2004	2005	2006	2007	2008	2009	2010	2011	2012	2013								WEST											EAST				2014	2015	2016	2017	2018	2019	2020	2021	2022	2023	WEST										EAST									
2004	2005	2006	2007	2008	2009	2010	2011	2012	2013																																																						
							WEST																																																								
							EAST																																																								
2014	2015	2016	2017	2018	2019	2020	2021	2022	2023																																																						
WEST																																																															
EAST																																																															

No.	Name	Label	Survey period	Survey frequency
3.11)	dl_fambus	family business	East and West 02/2014	once

Wording of question

<p>02/2014</p> <p>D) For research purposes?</p> <p>Do you envision yourself as a family business?</p> <p>(This means a company whose voting capital is held predominately by one or more families that are connected)</p> <p><input type="checkbox"/> yes[1] <input type="checkbox"/> no[2]</p>	<p>Further Information</p>																																																		
<p>Time span of variable</p> <table border="1"> <tr> <td>2004</td><td>2005</td><td>2006</td><td>2007</td><td>2008</td><td>2009</td><td>2010</td><td>2011</td><td>2012</td><td>2013</td> </tr> <tr> <td colspan="10"></td> </tr> <tr> <td>2014</td><td>2015</td><td>2016</td><td>2017</td><td>2018</td><td>2019</td><td>2020</td><td>2021</td><td>2022</td><td>2023</td> </tr> <tr> <td colspan="1">WEST</td><td colspan="9"></td> </tr> <tr> <td colspan="1">EAST</td><td colspan="9"></td> </tr> </table>		2004	2005	2006	2007	2008	2009	2010	2011	2012	2013											2014	2015	2016	2017	2018	2019	2020	2021	2022	2023	WEST										EAST									
2004	2005	2006	2007	2008	2009	2010	2011	2012	2013																																										
2014	2015	2016	2017	2018	2019	2020	2021	2022	2023																																										
WEST																																																			
EAST																																																			

No.	Name	Label	Survey period	Survey frequency
3.12)	dl_minim1	minimum wage q1	East and West 11/2014	once

Wording of question

<p>11/2014</p> <p>1. 01/01/2015 the general minimum wage policy will be implemented.</p> <p>Is your company affected by this?</p> <p><input type="checkbox"/> yes[1] <input type="checkbox"/> no[2]</p>	<p>Further information</p>																				
<p>Time span of variable</p> <table border="1"> <tr> <td>2004</td><td>2005</td><td>2006</td><td>2007</td><td>2008</td><td>2009</td><td>2010</td><td>2011</td><td>2012</td><td>2013</td> </tr> <tr> <td colspan="10"></td> </tr> </table>		2004	2005	2006	2007	2008	2009	2010	2011	2012	2013										
2004	2005	2006	2007	2008	2009	2010	2011	2012	2013												

2014	2015	2016	2017	2018	2019	2020	2021	2022	2023	
WEST										
EAST										

No.	Name	Label	Survey period	Survey frequency
-----	------	-------	---------------	------------------

3.13) dl_minim2 minimum wage q2 East and West 11/2014 once

Wording of question

<p>11/2014</p> <p>01/01/2015 the general minimum wage policy will be implemented. Is your company affected by this?</p> <p><input type="checkbox"/> yes <input type="checkbox"/> no</p> <p>2. If yes: With which measures will you likely react to the minimum wage?</p> <p><input type="text"/> [1] No measures necessary or scheduled</p>	Further information
---	---------------------

Time span of variable

2004	2005	2006	2007	2008	2009	2010	2011	2012	2013	
2014	2015	2016	2017	2018	2019	2020	2021	2022	2023	
WEST										
EAST										

No.	Name	Label	Survey period	Survey frequency
-----	------	-------	---------------	------------------

3.14) dl_minim3 minimum wage q3 East and West 11/2014 once

Wording of question

<p>11/2014</p> <p>01/01/2015 the general minimum wage policy will be implemented. Is your company affected by this?</p> <p><input type="checkbox"/> yes <input type="checkbox"/> no</p> <p>2. If yes: With which measures will you likely react to the minimum wage?</p> <p><input type="text"/> [1] personnel cuts</p>	Further information
---	---------------------

Time span of variable

2004	2005	2006	2007	2008	2009	2010	2011	2012	2013	
2014	2015	2016	2017	2018	2019	2020	2021	2022	2023	
WEST										
EAST										

No.	Name	Label	Survey period	Survey frequency
-----	------	-------	---------------	------------------

3.15) dl_minim4 minimum wage q4 East and West 11/2014 once

Wording of question

11/2014	Further information
---------	---------------------

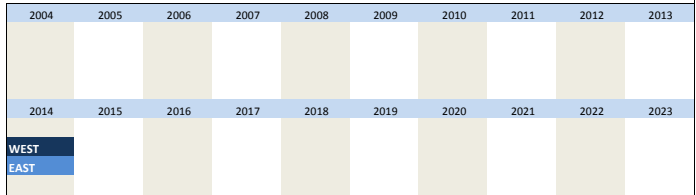
01/01/2015 the general minimum wage policy will be implemented.
Is your company affected by this?

yes no

2. If yes: With which measures will you likely react to the minimum wage?

[1] reduction of working hours

Time span of variable



No.	Name	Label	Survey period	Survey frequency
-----	------	-------	---------------	------------------

3.16)	dl_minim5	minimum wage q5	East and West 11/2014	once
-------	-----------	-----------------	-----------------------	------

Wording of question

11/2014

01/01/2015 the general minimum wage policy will be implemented.
Is your company affected by this?

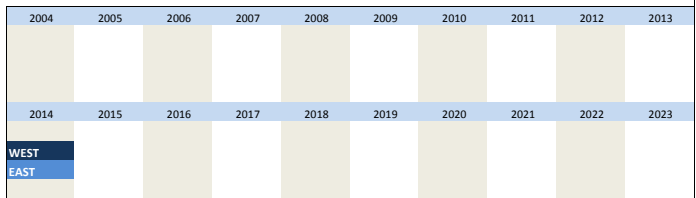
yes no

2. If yes: With which measures will you likely react to the minimum wage?

[1] increase in prices

Further information

Time span of variable



No.	Name	Label	Survey period	Survey frequency
-----	------	-------	---------------	------------------

3.17)	dl_minim6	minimum wage q6	East and West 11/2014	once
-------	-----------	-----------------	-----------------------	------

Wording of question

11/2014

01/01/2015 the general minimum wage policy will be implemented.
Is your company affected by this?


yes no

2. If yes: With which measures will you likely react to the minimum wage?

[1] reduction of investment

Further information

Time span of variable



2014	2015	2016	2017	2018	2019	2020	2021	2022	2023	
WEST										
EAST										

No.	Name	Label	Survey period	Survey frequency
-----	------	-------	---------------	------------------

3.18)	dl_minim7	minimum wage q7	East and West 11/2014	once
-------	-----------	-----------------	-----------------------	------

Wording of question

<p>11/2014</p> <p>01/01/2015 the general minimum wage policy will be implemented. Is your company affected by this?</p> <p><input type="checkbox"/> yes <input type="checkbox"/> no</p> <p>2. If yes: With which measures will you likely react to the minimum wage?</p> <p><input type="text"/> [1] reduction of special payments</p>	<p>Further information</p>																																								
<p>Time span of variable</p> <table border="1"> <tr> <td>2004</td><td>2005</td><td>2006</td><td>2007</td><td>2008</td><td>2009</td><td>2010</td><td>2011</td><td>2012</td><td>2013</td> </tr> <tr> <td>2014</td><td>2015</td><td>2016</td><td>2017</td><td>2018</td><td>2019</td><td>2020</td><td>2021</td><td>2022</td><td>2023</td> </tr> <tr> <td>WEST</td><td></td><td></td><td></td><td></td><td></td><td></td><td></td><td></td><td></td> </tr> <tr> <td>EAST</td><td></td><td></td><td></td><td></td><td></td><td></td><td></td><td></td><td></td> </tr> </table>		2004	2005	2006	2007	2008	2009	2010	2011	2012	2013	2014	2015	2016	2017	2018	2019	2020	2021	2022	2023	WEST										EAST									
2004	2005	2006	2007	2008	2009	2010	2011	2012	2013																																
2014	2015	2016	2017	2018	2019	2020	2021	2022	2023																																
WEST																																									
EAST																																									

No.	Name	Label	Survey period	Survey frequency
-----	------	-------	---------------	------------------

3.19)	dl_minim8	minimum wage q8	East and West 11/2014	once
-------	-----------	-----------------	-----------------------	------

Wording of question

<p>11/2014</p> <p>01/01/2015 the general minimum wage policy will be implemented. Is your company affected by this?</p> <p><input type="checkbox"/> yes <input type="checkbox"/> no</p> <p>2. If yes: With which measures will you likely react to the minimum wage?</p> <p><input type="text"/> [1] other</p>	<p>Further information</p>																																								
<p>Time span of variable</p> <table border="1"> <tr> <td>2004</td><td>2005</td><td>2006</td><td>2007</td><td>2008</td><td>2009</td><td>2010</td><td>2011</td><td>2012</td><td>2013</td> </tr> <tr> <td>2014</td><td>2015</td><td>2016</td><td>2017</td><td>2018</td><td>2019</td><td>2020</td><td>2021</td><td>2022</td><td>2023</td> </tr> <tr> <td>WEST</td><td></td><td></td><td></td><td></td><td></td><td></td><td></td><td></td><td></td> </tr> <tr> <td>EAST</td><td></td><td></td><td></td><td></td><td></td><td></td><td></td><td></td><td></td> </tr> </table>		2004	2005	2006	2007	2008	2009	2010	2011	2012	2013	2014	2015	2016	2017	2018	2019	2020	2021	2022	2023	WEST										EAST									
2004	2005	2006	2007	2008	2009	2010	2011	2012	2013																																
2014	2015	2016	2017	2018	2019	2020	2021	2022	2023																																
WEST																																									
EAST																																									

No.	Name	Label	Survey period	Survey frequency
-----	------	-------	---------------	------------------

3.20)	dl_invest_lj	total investment last year	East and West in 04/2005 East and West since 05/2006	inquired once inquired in May
-------	--------------	----------------------------	---	----------------------------------

Wording of question

<p>April + May</p>	<p>Further information</p>
--------------------------	----------------------------

2005 since 2006

Special question investments
(only in May and November)

S1. Last year our investments* were (20XX** compared to 20YY**)	increased [1]	
	not changed [2]	
	decreased [3]	

Development of investments last year compared to the year before

*Accruals to assets accounts incl. business buildings and accounted software, but without vacant land, residential buildings, second-hand or rented equipment and without acquisitions of participating interests

"20XX" means last year
Example: if the question was posed in May 2009, "20XX"="2008".

"20YY" means two years ago
Example: if the question was posed in May 2009, "20YY"="2007".

Until 2015 the special questions **3.20) invest_lj**, **3.23) invest_dj** and **3.26) invest_nj** were expressed by 2 variables with different wording and meaning of the question depending on whether it was posed in May or November:

A variable about (past) investments referred to the previous year if asked in May, and it referred to the current year in November.
A variable about expected investments that referred to the current year in May and to the upcoming year in November.

Since 2015 these 2 variables are replaced by 3, referring to the past, the current and the upcoming year respectively.
For previous years the old investment special questions are recoded such that they are constructed in the same way they are from 2015 on

Time span of variable

2004	2005	2006	2007	2008	2009	2010	2011	2012	2013
WEST									
EAST									
2014	2015	2016	2017	2018	2019	2020	2021	2022	2023
WEST									
EAST									

No.	Name	Label	Survey period	Survey frequency
3.21)	dl_invcn_lj	investment in construction last year	East and West since 05/2015	inquired in May

Wording of question

05/2015

Investments
1) Last year (20YY** compared to 20WW**) our investments* were

S1. Last year our investments* were (20XX** compared to 20YY**)	Total investments, thereof in: construction	
	increased [1]	
	not changed [2]	
	decreased [3]	

Further information

*Accruals to assets accounts incl. business buildings and accounted software, but without vacant land, residential buildings, second-hand or rented equipment and without acquisitions of participating interests

*20YY means last year
e.g.: If the question was posed in 2015: 20YY=2014

*20WW means two years ago
e.g.: If the question was posed in 2015: 20WW=2013

Time span of variable

2000	2001	2002	2003	2004	2005	2006	2007	2008	2009
2010	2011	2012	2013	2014	2015	2016	2017	2018	2019
WEST									
EAST									

No.	Name	Label	Survey period	Survey frequency
3.22)	dl_inveq_lj	investment in equipment last year	East and West since 05/2015	inquired in May

Wording of question

05/2015

Investments
1) Last year (20YY** compared to 20WW**) our investments* were

S1. Last year our investments* were (20XX** compared to 20YY**)	Total investments, thereof in: equipment	
	increased [1]	
	not changed [2]	
	decreased [3]	

Further information

*Accruals to assets accounts incl. business buildings and accounted software, but without vacant land, residential buildings, second-hand or rented equipment and without acquisitions of participating interests

*20YY means last year
e.g.: If the question was posed in 2015: 20YY=2014

*20WW means two years ago
e.g.: If the question was posed in 2015: 20WW=2013

Time span of variable									
2000	2001	2002	2003	2004	2005	2006	2007	2008	2009
2010	2011	2012	2013	2014	2015	2016	2017	2018	2019
					WEST				
					EAST				

No.	Name	Label	Survey period	Survey frequency
3.23)	dl_invest_dj	total investment this year	East and West since 05/2006	inquired in May, November

Wording of question

Further information
Development of investments in the current year compared to the previous
*Accruals to assets accounts incl. business buildings and accounted software, but without vacant land, residential buildings, second-hand or rented equipment and without acquisitions of participating interests
"20WW" means current year Example: If the question was posed in November 2009, "20WW"="2009".
"20XX" means last year Example: If the question was posed in May 2009, "20XX"="2008".
Until 2015 the special questions 3.20) invest_lj, 3.23) invest_dj and 3.26) invest_nj were expressed by 2 variables with different wording and meaning of the question depending on whether it was posed in May or November: A variable about (past) investments referred to the previous year if asked in May, and it referred to the current year in November. A variable about expected investments that referred to the current year in May and to the upcoming year in November. Since 2015 these 2 variables are replaced by 3, referring to the past, the current and the upcoming year respectively. For previous years the old investment special questions are recoded such that they are constructed in the same way they are from 2015 on

<p>April 2005 + May since 2006</p> <p>Special question investments (only in May and November)</p> <table border="1"> <tr> <td rowspan="3">S2. In the current year our investments* will likely (20WW** compared to 20XX**)</td> <td>increase [1]</td> <td></td> </tr> <tr> <td>not change [2]</td> <td></td> </tr> <tr> <td>decrease [3]</td> <td></td> </tr> </table>	S2. In the current year our investments* will likely (20WW** compared to 20XX**)	increase [1]		not change [2]		decrease [3]	
S2. In the current year our investments* will likely (20WW** compared to 20XX**)		increase [1]					
		not change [2]					
	decrease [3]						
<p>November 2006 - 2008</p> <p>Special question investments (only in May and November)</p> <table border="1"> <tr> <td rowspan="3">S1. In the current year our investments* will likely (20WW** compared to 20XX**)</td> <td>increase [1]</td> <td></td> </tr> <tr> <td>stay the same [2]</td> <td></td> </tr> <tr> <td>decrease [3]</td> <td></td> </tr> </table>	S1. In the current year our investments* will likely (20WW** compared to 20XX**)	increase [1]		stay the same [2]		decrease [3]	
S1. In the current year our investments* will likely (20WW** compared to 20XX**)		increase [1]					
		stay the same [2]					
	decrease [3]						
<p>November since 2009 + May since 2015</p> <p>Special question investments (only in May and November)</p> <table border="1"> <tr> <td rowspan="3">S1. In the current year our investments* will likely be (20WW** compared to 20XX**)</td> <td>increased [1]</td> <td></td> </tr> <tr> <td>not changed [2]</td> <td></td> </tr> <tr> <td>decreased [3]</td> <td></td> </tr> </table>	S1. In the current year our investments* will likely be (20WW** compared to 20XX**)	increased [1]		not changed [2]		decreased [3]	
S1. In the current year our investments* will likely be (20WW** compared to 20XX**)		increased [1]					
		not changed [2]					
	decreased [3]						

Time span of variable									
2004	2005	2006	2007	2008	2009	2010	2011	2012	2013
					WEST				
					EAST				
2014	2015	2016	2017	2018	2019	2020	2021	2022	2023
					WEST				
					EAST				

No.	Name	Label	Survey period	Survey frequency
3.24)	dl_invcon_dj	investment in construction this year	East and West since 05/2015	inquired in May/November

Wording of question

Further information
*Accruals to assets accounts incl. business buildings and accounted software, but without vacant land, residential buildings, second-hand or rented equipment and without acquisitions of participating interests

<p>November + May since 2015</p> <p>Special question investments (only in May and November)</p> <p>Total investments, thereof in: construction</p> <table border="1"> <tr> <td>increase [1]</td> <td></td> </tr> </table>	increase [1]	
increase [1]		

S1. <u>In the current year</u> our investments* will likely be (20WW** compared to 20XX**)	not changed [2]	
	decreased [3]	

*20XX means current year
e.g.: If the question was posed in 2015: 20XX=2015

**20YY means last year
e.g.: If the question was posed in 2015: 20YY=2014

Time span of variable

2000	2001	2002	2003	2004	2005	2006	2007	2008	2009
2010	2011	2012	2013	2014	2015	2016	2017	2018	2019

WEST
EAST

No.	Name	Label	Survey period	Survey frequency
3.25)	dl_inveq_dj	investment in equipment this year	East and West since 05/2015	inquired in May/November

Wording of question

<p>November + May since 2015</p> <p>Special question investments (only in May and November)</p> <p>Total investments, thereof in: equipment</p> <table border="1"> <tr> <td rowspan="3">S1. <u>In the current year</u> our investments* will likely be (20WW** compared to 20XX**)</td> <td>increased [1]</td> <td></td> </tr> <tr> <td>not changed [2]</td> <td></td> </tr> <tr> <td>decreased [3]</td> <td></td> </tr> </table>	S1. <u>In the current year</u> our investments* will likely be (20WW** compared to 20XX**)	increased [1]		not changed [2]		decreased [3]		<p>Further information</p> <p>*Accruals to assets accounts incl. business buildings and accounted software, but without vacant land, residential buildings, second-hand or rented equipment and without acquisitions of participating interests</p> <p>*20XX means current year e.g.: If the question was posed in 2015: 20XX=2015</p> <p>**20YY means last year e.g.: If the question was posed in 2015: 20YY=2014</p>													
S1. <u>In the current year</u> our investments* will likely be (20WW** compared to 20XX**)		increased [1]																			
		not changed [2]																			
	decreased [3]																				
<p>Time span of variable</p> <table border="1"> <tr> <td>2000</td><td>2001</td><td>2002</td><td>2003</td><td>2004</td><td>2005</td><td>2006</td><td>2007</td><td>2008</td><td>2009</td> </tr> <tr> <td>2010</td><td>2011</td><td>2012</td><td>2013</td><td>2014</td><td>2015</td><td>2016</td><td>2017</td><td>2018</td><td>2019</td> </tr> </table> <p>WEST EAST</p>	2000	2001	2002	2003	2004	2005	2006	2007	2008	2009	2010	2011	2012	2013	2014	2015	2016	2017	2018	2019	
2000	2001	2002	2003	2004	2005	2006	2007	2008	2009												
2010	2011	2012	2013	2014	2015	2016	2017	2018	2019												

No.	Name	Label	Survey period	Survey frequency
3.26)	dl_invest_nj	total investment next year	East and West since 11/2006	inquired in November

Wording of question

<p>November since 2006</p> <p>Special question investments (only in May and November)</p> <p>Total investments</p> <table border="1"> <tr> <td rowspan="3">S2. <u>Next year</u> our investments* will likely (20NN** compared to 20WW**)</td> <td>increase [1]</td> <td></td> </tr> <tr> <td>not change [2]</td> <td></td> </tr> <tr> <td>decrease [3]</td> <td></td> </tr> </table>	S2. <u>Next year</u> our investments* will likely (20NN** compared to 20WW**)	increase [1]		not change [2]		decrease [3]		<p>Further information</p> <p>Development of Investments in the current year compared to the previous</p> <p>*Accruals to assets accounts incl. business buildings and accounted software, but without vacant land, residential buildings, second-hand or rented equipment and without acquisitions of participating interests</p> <p>** "20NN" means next year Example: if the question was posed in November 2009, "20NN"="2010".</p> <p>"20WW" means current year Example: if the question was posed in November 2009, "20WW"="2009".</p>
S2. <u>Next year</u> our investments* will likely (20NN** compared to 20WW**)		increase [1]						
		not change [2]						
	decrease [3]							
<p>November since 2015</p> <p>Special question investments (only in May and November)</p> <p>Total investments</p> <table border="1"> <tr> <td rowspan="3">S2. <u>Next year</u> our investments* will likely be (20NN** compared to 20WW**)</td> <td>increased [1]</td> <td></td> </tr> <tr> <td>not changed [2]</td> <td></td> </tr> <tr> <td>decreased [3]</td> <td></td> </tr> </table>	S2. <u>Next year</u> our investments* will likely be (20NN** compared to 20WW**)	increased [1]		not changed [2]		decreased [3]		<p>Until 2015 the special questions 3.20) invest_lj, 3.23) invest_dj and 3.26) invest_nj were expressed by 2 variables with different wording and meaning of the question depending on whether it was posed in May or November: A variable about (past) investments referred to the previous year if asked in May, and it referred to the current year in November. A variable about expected investments that referred to the current year</p>
S2. <u>Next year</u> our investments* will likely be (20NN** compared to 20WW**)		increased [1]						
		not changed [2]						
	decreased [3]							

											in May and to the upcoming year in November. Since 2015 these 2 variables are replaced by 3, referring to the past, the current and the upcoming year respectively. For previous years the old investment special questions are recoded such that they are constructed in the same way they are from 2015 on
Time span of variable											
2004	2005	2006	2007	2008	2009	2010	2011	2012	2013		
WEST											
EAST											
2014	2015	2016	2017	2018	2019	2020	2021	2022	2023		
WEST											
EAST											

No.	Name	Label	Survey period	Survey frequency
3.27)	dl_invcon_nj	investment in construction next year	East and West since 11/2015	inquired in November

Wording of question

<p>November since 2015</p> <p>Special question investments (only in May and November)</p> <p>Total investments, thereof in: construction</p> <table border="1"> <tr> <td>S2. <u>Next year</u> our investments* will likely be (20NN** compared to 20WW**)</td> <td>increased [1]</td> <td></td> </tr> <tr> <td></td> <td>not changed [2]</td> <td></td> </tr> <tr> <td></td> <td>decreased [3]</td> <td></td> </tr> </table>	S2. <u>Next year</u> our investments* will likely be (20NN** compared to 20WW**)	increased [1]			not changed [2]			decreased [3]		<p>Further information</p> <p>*Accruals to assets accounts incl. business buildings and accounted software, but without vacant land, residential buildings, second-hand or rented equipment and without acquisitions of participating interests</p> <p>** "20NN" means next year Example: If the question was posed in November 2009, "20NN"="2010".</p> <p>"20WW" means current year Example: If the question was posed in November 2009, "20WW"="2009".</p>
S2. <u>Next year</u> our investments* will likely be (20NN** compared to 20WW**)	increased [1]									
	not changed [2]									
	decreased [3]									
Time span of variable										
2000	2001	2002	2003	2004	2005	2006	2007	2008	2009	
2010	2011	2012	2013	2014	2015	2016	2017	2018	2019	
WEST										
EAST										

No.	Name	Label	Survey period	Survey frequency
3.28)	dl_inveq_nj	investment in equipment next year	East and West since 11/2015	inquired in November

Wording of question

<p>November since 2015</p> <p>Special question investments (only in May and November)</p> <p>Total investments, thereof in: equipment</p> <table border="1"> <tr> <td>S2. <u>Next year</u> our investments* will likely be (20NN** compared to 20WW**)</td> <td>increased [1]</td> <td></td> </tr> <tr> <td></td> <td>not changed [2]</td> <td></td> </tr> <tr> <td></td> <td>decreased [3]</td> <td></td> </tr> </table>	S2. <u>Next year</u> our investments* will likely be (20NN** compared to 20WW**)	increased [1]			not changed [2]			decreased [3]		<p>Further information</p> <p>*Accruals to assets accounts incl. business buildings and accounted software, but without vacant land, residential buildings, second-hand or rented equipment and without acquisitions of participating interests</p> <p>** "20NN" means next year Example: If the question was posed in November 2009, "20NN"="2010".</p> <p>"20WW" means current year Example: If the question was posed in November 2009, "20WW"="2009".</p>
S2. <u>Next year</u> our investments* will likely be (20NN** compared to 20WW**)	increased [1]									
	not changed [2]									
	decreased [3]									
Time span of variable										
2000	2001	2002	2003	2004	2005	2006	2007	2008	2009	
2010	2011	2012	2013	2014	2015	2016	2017	2018	2019	
WEST										
EAST										

No.	Name	Label	Survey period	Survey frequency
3.29)	dl_ref1	refugees question 1	East and West 12/2015	once

Wording of question

<p>12/2015</p> <p>1. How large do you assess the potential of asylum seekers to be employed in the following positions?</p> <p style="text-align: center;">[1] small [2] large</p> <p>trainees <input type="text"/> <input type="text"/></p>	Further Information																																																		
Time span of variable																																																			
<table border="1" style="width: 100%; text-align: center;"> <tr> <td>2000</td><td>2001</td><td>2002</td><td>2003</td><td>2004</td><td>2005</td><td>2006</td><td>2007</td><td>2008</td><td>2009</td> </tr> <tr> <td style="background-color: #f2f2e6;"></td><td style="background-color: #f2f2e6;"></td><td style="background-color: #f2f2e6;"></td><td style="background-color: #f2f2e6;"></td><td style="background-color: #f2f2e6;"></td><td style="background-color: #f2f2e6;"></td><td style="background-color: #f2f2e6;"></td><td style="background-color: #f2f2e6;"></td><td style="background-color: #f2f2e6;"></td><td style="background-color: #f2f2e6;"></td> </tr> <tr> <td>2010</td><td>2011</td><td>2012</td><td>2013</td><td>2014</td><td>2015</td><td>2016</td><td>2017</td><td>2018</td><td>2019</td> </tr> <tr> <td style="background-color: #f2f2e6;"></td><td style="background-color: #f2f2e6;"></td><td style="background-color: #f2f2e6;"></td><td style="background-color: #f2f2e6;"></td><td style="background-color: #f2f2e6;"></td><td style="background-color: #f2f2e6;"></td><td style="background-color: #f2f2e6;"></td><td style="background-color: #f2f2e6;"></td><td style="background-color: #f2f2e6;"></td><td style="background-color: #f2f2e6;"></td> </tr> <tr> <td style="background-color: #f2f2e6;"></td><td style="background-color: #f2f2e6;"></td><td style="background-color: #f2f2e6;"></td><td style="background-color: #f2f2e6;"></td><td style="background-color: #f2f2e6;"></td><td style="background-color: #003366; color: white;">WEST</td><td style="background-color: #003366; color: white;">EAST</td><td style="background-color: #f2f2e6;"></td><td style="background-color: #f2f2e6;"></td><td style="background-color: #f2f2e6;"></td> </tr> </table>		2000	2001	2002	2003	2004	2005	2006	2007	2008	2009											2010	2011	2012	2013	2014	2015	2016	2017	2018	2019																WEST	EAST			
2000	2001	2002	2003	2004	2005	2006	2007	2008	2009																																										
2010	2011	2012	2013	2014	2015	2016	2017	2018	2019																																										
					WEST	EAST																																													

No.	Name	Label	Survey period	Survey frequency
3.30)	dl_ref2	refugees question 2	East and West 12/2015	once

Wording of question

<p>12/2015</p> <p>1. How large do you assess the potential of asylum seekers to be employed in the following positions?</p> <p style="text-align: center;">[1] small [2] large</p> <p>unskilled aid workers <input type="text"/> <input type="text"/></p>	Further Information																																																		
Time span of variable																																																			
<table border="1" style="width: 100%; text-align: center;"> <tr> <td>2000</td><td>2001</td><td>2002</td><td>2003</td><td>2004</td><td>2005</td><td>2006</td><td>2007</td><td>2008</td><td>2009</td> </tr> <tr> <td style="background-color: #f2f2e6;"></td><td style="background-color: #f2f2e6;"></td><td style="background-color: #f2f2e6;"></td><td style="background-color: #f2f2e6;"></td><td style="background-color: #f2f2e6;"></td><td style="background-color: #f2f2e6;"></td><td style="background-color: #f2f2e6;"></td><td style="background-color: #f2f2e6;"></td><td style="background-color: #f2f2e6;"></td><td style="background-color: #f2f2e6;"></td> </tr> <tr> <td>2010</td><td>2011</td><td>2012</td><td>2013</td><td>2014</td><td>2015</td><td>2016</td><td>2017</td><td>2018</td><td>2019</td> </tr> <tr> <td style="background-color: #f2f2e6;"></td><td style="background-color: #f2f2e6;"></td><td style="background-color: #f2f2e6;"></td><td style="background-color: #f2f2e6;"></td><td style="background-color: #f2f2e6;"></td><td style="background-color: #f2f2e6;"></td><td style="background-color: #f2f2e6;"></td><td style="background-color: #f2f2e6;"></td><td style="background-color: #f2f2e6;"></td><td style="background-color: #f2f2e6;"></td> </tr> <tr> <td style="background-color: #f2f2e6;"></td><td style="background-color: #f2f2e6;"></td><td style="background-color: #f2f2e6;"></td><td style="background-color: #f2f2e6;"></td><td style="background-color: #f2f2e6;"></td><td style="background-color: #003366; color: white;">WEST</td><td style="background-color: #003366; color: white;">EAST</td><td style="background-color: #f2f2e6;"></td><td style="background-color: #f2f2e6;"></td><td style="background-color: #f2f2e6;"></td> </tr> </table>		2000	2001	2002	2003	2004	2005	2006	2007	2008	2009											2010	2011	2012	2013	2014	2015	2016	2017	2018	2019																WEST	EAST			
2000	2001	2002	2003	2004	2005	2006	2007	2008	2009																																										
2010	2011	2012	2013	2014	2015	2016	2017	2018	2019																																										
					WEST	EAST																																													

No.	Name	Label	Survey period	Survey frequency
3.31)	dl_ref3	refugees question 3	East and West 12/2015	once

Wording of question

<p>12/2015</p> <p>1. How large do you assess the potential of asylum seekers to be employed in the following positions?</p> <p style="text-align: center;">[1] small [2] large</p> <p>skilled workers <input type="text"/> <input type="text"/></p>	Further Information																																																		
Time span of variable																																																			
<table border="1" style="width: 100%; text-align: center;"> <tr> <td>2000</td><td>2001</td><td>2002</td><td>2003</td><td>2004</td><td>2005</td><td>2006</td><td>2007</td><td>2008</td><td>2009</td> </tr> <tr> <td style="background-color: #f2f2e6;"></td><td style="background-color: #f2f2e6;"></td><td style="background-color: #f2f2e6;"></td><td style="background-color: #f2f2e6;"></td><td style="background-color: #f2f2e6;"></td><td style="background-color: #f2f2e6;"></td><td style="background-color: #f2f2e6;"></td><td style="background-color: #f2f2e6;"></td><td style="background-color: #f2f2e6;"></td><td style="background-color: #f2f2e6;"></td> </tr> <tr> <td>2010</td><td>2011</td><td>2012</td><td>2013</td><td>2014</td><td>2015</td><td>2016</td><td>2017</td><td>2018</td><td>2019</td> </tr> <tr> <td style="background-color: #f2f2e6;"></td><td style="background-color: #f2f2e6;"></td><td style="background-color: #f2f2e6;"></td><td style="background-color: #f2f2e6;"></td><td style="background-color: #f2f2e6;"></td><td style="background-color: #f2f2e6;"></td><td style="background-color: #f2f2e6;"></td><td style="background-color: #f2f2e6;"></td><td style="background-color: #f2f2e6;"></td><td style="background-color: #f2f2e6;"></td> </tr> <tr> <td style="background-color: #f2f2e6;"></td><td style="background-color: #f2f2e6;"></td><td style="background-color: #f2f2e6;"></td><td style="background-color: #f2f2e6;"></td><td style="background-color: #f2f2e6;"></td><td style="background-color: #003366; color: white;">WEST</td><td style="background-color: #003366; color: white;">EAST</td><td style="background-color: #f2f2e6;"></td><td style="background-color: #f2f2e6;"></td><td style="background-color: #f2f2e6;"></td> </tr> </table>		2000	2001	2002	2003	2004	2005	2006	2007	2008	2009											2010	2011	2012	2013	2014	2015	2016	2017	2018	2019																WEST	EAST			
2000	2001	2002	2003	2004	2005	2006	2007	2008	2009																																										
2010	2011	2012	2013	2014	2015	2016	2017	2018	2019																																										
					WEST	EAST																																													

No.	Name	Label	Survey period	Survey frequency
-----	------	-------	---------------	------------------

3.32) dl_ref4 refugees question 4 East and West 12/2015 once

Wording of question

<p>12/2015</p> <p>1. How large do you assess the potential of asylum seekers to be employed in the following positions?</p> <p style="text-align: center;">[1] small [2] large</p> <p>leading positions <input type="text"/> <input type="text"/></p>	<p>Further Information</p>																																																												
<p>Time span of variable</p> <table border="1" style="width: 100%; text-align: center;"> <tr> <td>2000</td><td>2001</td><td>2002</td><td>2003</td><td>2004</td><td>2005</td><td>2006</td><td>2007</td><td>2008</td><td>2009</td> </tr> <tr> <td style="background-color: #e6e6e6;"></td><td style="background-color: #e6e6e6;"></td><td style="background-color: #e6e6e6;"></td><td style="background-color: #e6e6e6;"></td><td style="background-color: #e6e6e6;"></td><td style="background-color: #e6e6e6;"></td><td style="background-color: #e6e6e6;"></td><td style="background-color: #e6e6e6;"></td><td style="background-color: #e6e6e6;"></td><td style="background-color: #e6e6e6;"></td> </tr> <tr> <td>2010</td><td>2011</td><td>2012</td><td>2013</td><td>2014</td><td>2015</td><td>2016</td><td>2017</td><td>2018</td><td>2019</td> </tr> <tr> <td style="background-color: #e6e6e6;"></td><td style="background-color: #e6e6e6;"></td><td style="background-color: #e6e6e6;"></td><td style="background-color: #e6e6e6;"></td><td style="background-color: #e6e6e6;"></td><td style="background-color: #e6e6e6;"></td><td style="background-color: #e6e6e6;"></td><td style="background-color: #e6e6e6;"></td><td style="background-color: #e6e6e6;"></td><td style="background-color: #e6e6e6;"></td> </tr> <tr> <td colspan="5"></td> <td style="background-color: #003366; color: white;">WEST</td> <td colspan="4"></td> </tr> <tr> <td colspan="5"></td> <td style="background-color: #006699; color: white;">EAST</td> <td colspan="4"></td> </tr> </table>		2000	2001	2002	2003	2004	2005	2006	2007	2008	2009											2010	2011	2012	2013	2014	2015	2016	2017	2018	2019																WEST										EAST				
2000	2001	2002	2003	2004	2005	2006	2007	2008	2009																																																				
2010	2011	2012	2013	2014	2015	2016	2017	2018	2019																																																				
					WEST																																																								
					EAST																																																								

No.	Name	Label	Survey period	Survey frequency
-----	------	-------	---------------	------------------

3.33) dl_ref5 refugees question 5 East and West 12/2015 once

Wording of question

<p>12/2015</p> <p>1. How large do you assess the potential of asylum seekers to be employed in the following positions?</p> <p style="text-align: center;">[1] small [2] large</p> <p>other positions <input type="text"/> <input type="text"/></p>	<p>Further Information</p>																																																												
<p>Time span of variable</p> <table border="1" style="width: 100%; text-align: center;"> <tr> <td>2000</td><td>2001</td><td>2002</td><td>2003</td><td>2004</td><td>2005</td><td>2006</td><td>2007</td><td>2008</td><td>2009</td> </tr> <tr> <td style="background-color: #e6e6e6;"></td><td style="background-color: #e6e6e6;"></td><td style="background-color: #e6e6e6;"></td><td style="background-color: #e6e6e6;"></td><td style="background-color: #e6e6e6;"></td><td style="background-color: #e6e6e6;"></td><td style="background-color: #e6e6e6;"></td><td style="background-color: #e6e6e6;"></td><td style="background-color: #e6e6e6;"></td><td style="background-color: #e6e6e6;"></td> </tr> <tr> <td>2010</td><td>2011</td><td>2012</td><td>2013</td><td>2014</td><td>2015</td><td>2016</td><td>2017</td><td>2018</td><td>2019</td> </tr> <tr> <td style="background-color: #e6e6e6;"></td><td style="background-color: #e6e6e6;"></td><td style="background-color: #e6e6e6;"></td><td style="background-color: #e6e6e6;"></td><td style="background-color: #e6e6e6;"></td><td style="background-color: #e6e6e6;"></td><td style="background-color: #e6e6e6;"></td><td style="background-color: #e6e6e6;"></td><td style="background-color: #e6e6e6;"></td><td style="background-color: #e6e6e6;"></td> </tr> <tr> <td colspan="5"></td> <td style="background-color: #003366; color: white;">WEST</td> <td colspan="4"></td> </tr> <tr> <td colspan="5"></td> <td style="background-color: #006699; color: white;">EAST</td> <td colspan="4"></td> </tr> </table>		2000	2001	2002	2003	2004	2005	2006	2007	2008	2009											2010	2011	2012	2013	2014	2015	2016	2017	2018	2019																WEST										EAST				
2000	2001	2002	2003	2004	2005	2006	2007	2008	2009																																																				
2010	2011	2012	2013	2014	2015	2016	2017	2018	2019																																																				
					WEST																																																								
					EAST																																																								

No.	Name	Label	Survey period	Survey frequency
-----	------	-------	---------------	------------------

3.34) dl_ref6 refugees question 6 East and West 12/2015 once

Wording of question

<p>12/2015</p> <p>2. how much of an obstacle to employing asylum seekers do you consider the following factors to be in your branch:</p> <p style="text-align: center;">[1] little [2] much</p> <p>labor law-related provisions: <input type="text"/> <input type="text"/></p>	<p>Further Information</p>																																																												
<p>Time span of variable</p> <table border="1" style="width: 100%; text-align: center;"> <tr> <td>2000</td><td>2001</td><td>2002</td><td>2003</td><td>2004</td><td>2005</td><td>2006</td><td>2007</td><td>2008</td><td>2009</td> </tr> <tr> <td style="background-color: #e6e6e6;"></td><td style="background-color: #e6e6e6;"></td><td style="background-color: #e6e6e6;"></td><td style="background-color: #e6e6e6;"></td><td style="background-color: #e6e6e6;"></td><td style="background-color: #e6e6e6;"></td><td style="background-color: #e6e6e6;"></td><td style="background-color: #e6e6e6;"></td><td style="background-color: #e6e6e6;"></td><td style="background-color: #e6e6e6;"></td> </tr> <tr> <td>2010</td><td>2011</td><td>2012</td><td>2013</td><td>2014</td><td>2015</td><td>2016</td><td>2017</td><td>2018</td><td>2019</td> </tr> <tr> <td style="background-color: #e6e6e6;"></td><td style="background-color: #e6e6e6;"></td><td style="background-color: #e6e6e6;"></td><td style="background-color: #e6e6e6;"></td><td style="background-color: #e6e6e6;"></td><td style="background-color: #e6e6e6;"></td><td style="background-color: #e6e6e6;"></td><td style="background-color: #e6e6e6;"></td><td style="background-color: #e6e6e6;"></td><td style="background-color: #e6e6e6;"></td> </tr> <tr> <td colspan="5"></td> <td style="background-color: #003366; color: white;">WEST</td> <td colspan="4"></td> </tr> <tr> <td colspan="5"></td> <td style="background-color: #006699; color: white;">EAST</td> <td colspan="4"></td> </tr> </table>		2000	2001	2002	2003	2004	2005	2006	2007	2008	2009											2010	2011	2012	2013	2014	2015	2016	2017	2018	2019																WEST										EAST				
2000	2001	2002	2003	2004	2005	2006	2007	2008	2009																																																				
2010	2011	2012	2013	2014	2015	2016	2017	2018	2019																																																				
					WEST																																																								
					EAST																																																								

No.	Name	Label	Survey period	Survey frequency
3.35)	dl_ref7	refugees question 7	East and West 12/2015	once

Wording of question

<p>12/2015</p> <p>2. how much of an obstacle to employing asylum seekers do you consider the following factors to be in your branch:</p> <p style="text-align: center;">[1] little [2] much</p> <p>unfit level of qualification <input type="text"/> <input type="text"/></p>	<p>Further Information</p>																				
<p>Time span of variable</p> <table border="1" style="width: 100%; text-align: center;"> <tr> <td>2000</td><td>2001</td><td>2002</td><td>2003</td><td>2004</td><td>2005</td><td>2006</td><td>2007</td><td>2008</td><td>2009</td> </tr> <tr> <td>2010</td><td>2011</td><td>2012</td><td>2013</td><td>2014</td><td>2015</td><td>2016</td><td>2017</td><td>2018</td><td>2019</td> </tr> </table> <p style="text-align: center;">WEST EAST</p>		2000	2001	2002	2003	2004	2005	2006	2007	2008	2009	2010	2011	2012	2013	2014	2015	2016	2017	2018	2019
2000	2001	2002	2003	2004	2005	2006	2007	2008	2009												
2010	2011	2012	2013	2014	2015	2016	2017	2018	2019												

No.	Name	Label	Survey period	Survey frequency
3.36)	dl_ref8	refugees question 8	East and West 12/2015	once

Wording of question

<p>12/2015</p> <p>2. how much of an obstacle to employing asylum seekers do you consider the following factors to be in your branch:</p> <p style="text-align: center;">[1] little [2] much</p> <p>minimum wage <input type="text"/> <input type="text"/></p>	<p>Further Information</p>																				
<p>Time span of variable</p> <table border="1" style="width: 100%; text-align: center;"> <tr> <td>2000</td><td>2001</td><td>2002</td><td>2003</td><td>2004</td><td>2005</td><td>2006</td><td>2007</td><td>2008</td><td>2009</td> </tr> <tr> <td>2010</td><td>2011</td><td>2012</td><td>2013</td><td>2014</td><td>2015</td><td>2016</td><td>2017</td><td>2018</td><td>2019</td> </tr> </table> <p style="text-align: center;">WEST EAST</p>		2000	2001	2002	2003	2004	2005	2006	2007	2008	2009	2010	2011	2012	2013	2014	2015	2016	2017	2018	2019
2000	2001	2002	2003	2004	2005	2006	2007	2008	2009												
2010	2011	2012	2013	2014	2015	2016	2017	2018	2019												

No.	Name	Label	Survey period	Survey frequency
3.37)	dl_ref9	refugees question 9	East and West 12/2015	once

Wording of question

<p>12/2015</p> <p>2. how much of an obstacle to employing asylum seekers do you consider the following factors to be in your branch:</p> <p style="text-align: center;">[1] little [2] much</p> <p>lack of language skills <input type="text"/> <input type="text"/></p>	<p>Further Information</p>																				
<p>Time span of variable</p> <table border="1" style="width: 100%; text-align: center;"> <tr> <td>2000</td><td>2001</td><td>2002</td><td>2003</td><td>2004</td><td>2005</td><td>2006</td><td>2007</td><td>2008</td><td>2009</td> </tr> <tr> <td>2010</td><td>2011</td><td>2012</td><td>2013</td><td>2014</td><td>2015</td><td>2016</td><td>2017</td><td>2018</td><td>2019</td> </tr> </table>		2000	2001	2002	2003	2004	2005	2006	2007	2008	2009	2010	2011	2012	2013	2014	2015	2016	2017	2018	2019
2000	2001	2002	2003	2004	2005	2006	2007	2008	2009												
2010	2011	2012	2013	2014	2015	2016	2017	2018	2019												

			WEST EAST		
--	--	--	--------------	--	--

No.	Name	Label	Survey period	Survey frequency
3.38)	dl_minim_post1	affected by minimum wage	East and West 03/2016	once

Wording of question

<p>03/2016</p> <p>01.01.2015 the universal minimum wage was implemented. Is your company affected by this regulation?</p> <p>[1] yes [2] no</p> <p><input type="text"/> <input type="text"/></p>	Further Information																																								
<p>Time span of variable</p> <table border="1"> <tr><td>1980</td><td>1981</td><td>1982</td><td>1983</td><td>1984</td><td>1985</td><td>1986</td><td>1987</td><td>1988</td><td>1989</td></tr> <tr><td>1990</td><td>1991</td><td>1992</td><td>1993</td><td>1994</td><td>1995</td><td>1996</td><td>1997</td><td>1998</td><td>1999</td></tr> <tr><td>2000</td><td>2001</td><td>2002</td><td>2003</td><td>2004</td><td>2005</td><td>2006</td><td>2007</td><td>2008</td><td>2009</td></tr> <tr><td>2010</td><td>2011</td><td>2012</td><td>2013</td><td>2014</td><td>2015</td><td>2016</td><td>2017</td><td>2018</td><td>2019</td></tr> </table> <p style="text-align: center;">WEST EAST</p>		1980	1981	1982	1983	1984	1985	1986	1987	1988	1989	1990	1991	1992	1993	1994	1995	1996	1997	1998	1999	2000	2001	2002	2003	2004	2005	2006	2007	2008	2009	2010	2011	2012	2013	2014	2015	2016	2017	2018	2019
1980	1981	1982	1983	1984	1985	1986	1987	1988	1989																																
1990	1991	1992	1993	1994	1995	1996	1997	1998	1999																																
2000	2001	2002	2003	2004	2005	2006	2007	2008	2009																																
2010	2011	2012	2013	2014	2015	2016	2017	2018	2019																																

No.	Name	Label	Survey period	Survey frequency
3.39)	dl_minim_post2	no minimum wage measures	East and West 03/2016	once

Wording of question

<p>03/2016</p> <p>01.01.2015 the universal minimum wage was implemented. Is your company affected by this regulation?</p> <p>If yes, What measures did you utilize?</p> <p>none <input type="text"/> [1]</p>	Further Information																																								
<p>Time span of variable</p> <table border="1"> <tr><td>1980</td><td>1981</td><td>1982</td><td>1983</td><td>1984</td><td>1985</td><td>1986</td><td>1987</td><td>1988</td><td>1989</td></tr> <tr><td>1990</td><td>1991</td><td>1992</td><td>1993</td><td>1994</td><td>1995</td><td>1996</td><td>1997</td><td>1998</td><td>1999</td></tr> <tr><td>2000</td><td>2001</td><td>2002</td><td>2003</td><td>2004</td><td>2005</td><td>2006</td><td>2007</td><td>2008</td><td>2009</td></tr> <tr><td>2010</td><td>2011</td><td>2012</td><td>2013</td><td>2014</td><td>2015</td><td>2016</td><td>2017</td><td>2018</td><td>2019</td></tr> </table> <p style="text-align: center;">WEST EAST</p>		1980	1981	1982	1983	1984	1985	1986	1987	1988	1989	1990	1991	1992	1993	1994	1995	1996	1997	1998	1999	2000	2001	2002	2003	2004	2005	2006	2007	2008	2009	2010	2011	2012	2013	2014	2015	2016	2017	2018	2019
1980	1981	1982	1983	1984	1985	1986	1987	1988	1989																																
1990	1991	1992	1993	1994	1995	1996	1997	1998	1999																																
2000	2001	2002	2003	2004	2005	2006	2007	2008	2009																																
2010	2011	2012	2013	2014	2015	2016	2017	2018	2019																																

No.	Name	Label	Survey period	Survey frequency
3.40)	dl_minim_post3	measures: employee reduction	East and West 03/2016	once

Wording of question

<p>03/2016</p> <p>01.01.2015 the universal minimum wage was implemented. Is your company affected by this regulation?</p> <p>If yes, What measures did you utilize?</p> <p>employee reduction <input type="text"/> [1]</p>	Further Information										
<p>Time span of variable</p> <table border="1"> <tr><td>1980</td><td>1981</td><td>1982</td><td>1983</td><td>1984</td><td>1985</td><td>1986</td><td>1987</td><td>1988</td><td>1989</td></tr> </table>		1980	1981	1982	1983	1984	1985	1986	1987	1988	1989
1980	1981	1982	1983	1984	1985	1986	1987	1988	1989		

1990	1991	1992	1993	1994	1995	1996	1997	1998	1999
2000	2001	2002	2003	2004	2005	2006	2007	2008	2009
2010	2011	2012	2013	2014	2015	2016	2017	2018	2019
						WEST			
						EAST			

No.	Name	Label	Survey period	Survey frequency
-----	------	-------	---------------	------------------

3.41)	dl_minim_post4	measures: working hour reduction	East and West 03/2016	once
-------	----------------	----------------------------------	-----------------------	------

Wording of question

<p>03/2016</p> <p>01.01.2015 the universal minimum wage was implemented. Is your company affected by this regulation? If yes, What measures did you utilize?</p> <p>working hour reduction <input type="text"/> [1]</p>	Further Information																																																												
<p>Time span of variable</p> <table border="1"> <tr><td>1980</td><td>1981</td><td>1982</td><td>1983</td><td>1984</td><td>1985</td><td>1986</td><td>1987</td><td>1988</td><td>1989</td></tr> <tr><td>1990</td><td>1991</td><td>1992</td><td>1993</td><td>1994</td><td>1995</td><td>1996</td><td>1997</td><td>1998</td><td>1999</td></tr> <tr><td>2000</td><td>2001</td><td>2002</td><td>2003</td><td>2004</td><td>2005</td><td>2006</td><td>2007</td><td>2008</td><td>2009</td></tr> <tr><td>2010</td><td>2011</td><td>2012</td><td>2013</td><td>2014</td><td>2015</td><td>2016</td><td>2017</td><td>2018</td><td>2019</td></tr> <tr><td></td><td></td><td></td><td></td><td></td><td></td><td>WEST</td><td></td><td></td><td></td></tr> <tr><td></td><td></td><td></td><td></td><td></td><td></td><td>EAST</td><td></td><td></td><td></td></tr> </table>		1980	1981	1982	1983	1984	1985	1986	1987	1988	1989	1990	1991	1992	1993	1994	1995	1996	1997	1998	1999	2000	2001	2002	2003	2004	2005	2006	2007	2008	2009	2010	2011	2012	2013	2014	2015	2016	2017	2018	2019							WEST										EAST			
1980	1981	1982	1983	1984	1985	1986	1987	1988	1989																																																				
1990	1991	1992	1993	1994	1995	1996	1997	1998	1999																																																				
2000	2001	2002	2003	2004	2005	2006	2007	2008	2009																																																				
2010	2011	2012	2013	2014	2015	2016	2017	2018	2019																																																				
						WEST																																																							
						EAST																																																							

No.	Name	Label	Survey period	Survey frequency
-----	------	-------	---------------	------------------

3.42)	dl_minim_post5	measures: increased prices	East and West 03/2016	once
-------	----------------	----------------------------	-----------------------	------

Wording of question

<p>03/2016</p> <p>01.01.2015 the universal minimum wage was implemented. Is your company affected by this regulation? If yes, What measures did you utilize?</p> <p>increased prices <input type="text"/> [1]</p>	Further Information																																																												
<p>Time span of variable</p> <table border="1"> <tr><td>1980</td><td>1981</td><td>1982</td><td>1983</td><td>1984</td><td>1985</td><td>1986</td><td>1987</td><td>1988</td><td>1989</td></tr> <tr><td>1990</td><td>1991</td><td>1992</td><td>1993</td><td>1994</td><td>1995</td><td>1996</td><td>1997</td><td>1998</td><td>1999</td></tr> <tr><td>2000</td><td>2001</td><td>2002</td><td>2003</td><td>2004</td><td>2005</td><td>2006</td><td>2007</td><td>2008</td><td>2009</td></tr> <tr><td>2010</td><td>2011</td><td>2012</td><td>2013</td><td>2014</td><td>2015</td><td>2016</td><td>2017</td><td>2018</td><td>2019</td></tr> <tr><td></td><td></td><td></td><td></td><td></td><td></td><td>WEST</td><td></td><td></td><td></td></tr> <tr><td></td><td></td><td></td><td></td><td></td><td></td><td>EAST</td><td></td><td></td><td></td></tr> </table>		1980	1981	1982	1983	1984	1985	1986	1987	1988	1989	1990	1991	1992	1993	1994	1995	1996	1997	1998	1999	2000	2001	2002	2003	2004	2005	2006	2007	2008	2009	2010	2011	2012	2013	2014	2015	2016	2017	2018	2019							WEST										EAST			
1980	1981	1982	1983	1984	1985	1986	1987	1988	1989																																																				
1990	1991	1992	1993	1994	1995	1996	1997	1998	1999																																																				
2000	2001	2002	2003	2004	2005	2006	2007	2008	2009																																																				
2010	2011	2012	2013	2014	2015	2016	2017	2018	2019																																																				
						WEST																																																							
						EAST																																																							

No.	Name	Label	Survey period	Survey frequency
-----	------	-------	---------------	------------------

3.43)	dl_minim_post6	measures: decreased investment	East and West 03/2016	once
-------	----------------	--------------------------------	-----------------------	------

Wording of question

03/2016 01.01.2015 the universal minimum wage was implemented. Is your company affected by this regulation? If yes, What measures did you utilize? decreased investment <input type="text"/> [1]	Further Information																																								
Time span of variable																																									
<table border="1"> <tr> <td>1980</td><td>1981</td><td>1982</td><td>1983</td><td>1984</td><td>1985</td><td>1986</td><td>1987</td><td>1988</td><td>1989</td> </tr> <tr> <td>1990</td><td>1991</td><td>1992</td><td>1993</td><td>1994</td><td>1995</td><td>1996</td><td>1997</td><td>1998</td><td>1999</td> </tr> <tr> <td>2000</td><td>2001</td><td>2002</td><td>2003</td><td>2004</td><td>2005</td><td>2006</td><td>2007</td><td>2008</td><td>2009</td> </tr> <tr> <td>2010</td><td>2011</td><td>2012</td><td>2013</td><td>2014</td><td>2015</td><td>2016</td><td>2017</td><td>2018</td><td>2019</td> </tr> </table>		1980	1981	1982	1983	1984	1985	1986	1987	1988	1989	1990	1991	1992	1993	1994	1995	1996	1997	1998	1999	2000	2001	2002	2003	2004	2005	2006	2007	2008	2009	2010	2011	2012	2013	2014	2015	2016	2017	2018	2019
1980	1981	1982	1983	1984	1985	1986	1987	1988	1989																																
1990	1991	1992	1993	1994	1995	1996	1997	1998	1999																																
2000	2001	2002	2003	2004	2005	2006	2007	2008	2009																																
2010	2011	2012	2013	2014	2015	2016	2017	2018	2019																																

No.	Name	Label	Survey period	Survey frequency
-----	------	-------	---------------	------------------

3.44)	dl_minim_post7	measures: decreased special payments	East and West 03/2016	once
-------	----------------	--------------------------------------	-----------------------	------

Wording of question

03/2016 01.01.2015 the universal minimum wage was implemented. Is your company affected by this regulation? If yes, What measures did you utilize? decreased special payments <input type="text"/> [1]	Further Information																																								
Time span of variable																																									
<table border="1"> <tr> <td>1980</td><td>1981</td><td>1982</td><td>1983</td><td>1984</td><td>1985</td><td>1986</td><td>1987</td><td>1988</td><td>1989</td> </tr> <tr> <td>1990</td><td>1991</td><td>1992</td><td>1993</td><td>1994</td><td>1995</td><td>1996</td><td>1997</td><td>1998</td><td>1999</td> </tr> <tr> <td>2000</td><td>2001</td><td>2002</td><td>2003</td><td>2004</td><td>2005</td><td>2006</td><td>2007</td><td>2008</td><td>2009</td> </tr> <tr> <td>2010</td><td>2011</td><td>2012</td><td>2013</td><td>2014</td><td>2015</td><td>2016</td><td>2017</td><td>2018</td><td>2019</td> </tr> </table>		1980	1981	1982	1983	1984	1985	1986	1987	1988	1989	1990	1991	1992	1993	1994	1995	1996	1997	1998	1999	2000	2001	2002	2003	2004	2005	2006	2007	2008	2009	2010	2011	2012	2013	2014	2015	2016	2017	2018	2019
1980	1981	1982	1983	1984	1985	1986	1987	1988	1989																																
1990	1991	1992	1993	1994	1995	1996	1997	1998	1999																																
2000	2001	2002	2003	2004	2005	2006	2007	2008	2009																																
2010	2011	2012	2013	2014	2015	2016	2017	2018	2019																																

No.	Name	Label	Survey period	Survey frequency
-----	------	-------	---------------	------------------

3.45)	dl_minim_post8	less minijobs	East and West 03/2016	once
-------	----------------	---------------	-----------------------	------

Wording of question

03/2016 01.01.2015 the universal minimum wage was implemented. Is your company affected by this regulation? Has there been a change in employment in your company? less minijobs <input type="text"/> [1]	Further Information																														
Time span of variable																															
<table border="1"> <tr> <td>1980</td><td>1981</td><td>1982</td><td>1983</td><td>1984</td><td>1985</td><td>1986</td><td>1987</td><td>1988</td><td>1989</td> </tr> <tr> <td>1990</td><td>1991</td><td>1992</td><td>1993</td><td>1994</td><td>1995</td><td>1996</td><td>1997</td><td>1998</td><td>1999</td> </tr> <tr> <td>2000</td><td>2001</td><td>2002</td><td>2003</td><td>2004</td><td>2005</td><td>2006</td><td>2007</td><td>2008</td><td>2009</td> </tr> </table>		1980	1981	1982	1983	1984	1985	1986	1987	1988	1989	1990	1991	1992	1993	1994	1995	1996	1997	1998	1999	2000	2001	2002	2003	2004	2005	2006	2007	2008	2009
1980	1981	1982	1983	1984	1985	1986	1987	1988	1989																						
1990	1991	1992	1993	1994	1995	1996	1997	1998	1999																						
2000	2001	2002	2003	2004	2005	2006	2007	2008	2009																						

2010	2011	2012	2013	2014	2015	2016	2017	2018	2019
						WEST EAST			

No.	Name	Label	Survey period	Survey frequency
3.46)	dl_minim_post9	minijobs transformed into insurable employment	East and West 03/2016	once

Wording of question

<p>03/2016</p> <p>01.01.2015 the universal minimum wage was implemented. Is your company affected by this regulation?</p> <p>Has there been a change in employment in your company?</p> <div style="border: 1px solid black; padding: 5px; display: inline-block;"> minijobs were transformed into insurable employment </div> <div style="border: 1px solid black; padding: 5px; display: inline-block; margin-left: 10px;"> [1] </div>	<p>Further Information</p>																																																		
<p>Time span of variable</p> <table border="1"> <tr><td>1980</td><td>1981</td><td>1982</td><td>1983</td><td>1984</td><td>1985</td><td>1986</td><td>1987</td><td>1988</td><td>1989</td></tr> <tr><td>1990</td><td>1991</td><td>1992</td><td>1993</td><td>1994</td><td>1995</td><td>1996</td><td>1997</td><td>1998</td><td>1999</td></tr> <tr><td>2000</td><td>2001</td><td>2002</td><td>2003</td><td>2004</td><td>2005</td><td>2006</td><td>2007</td><td>2008</td><td>2009</td></tr> <tr><td>2010</td><td>2011</td><td>2012</td><td>2013</td><td>2014</td><td>2015</td><td>2016</td><td>2017</td><td>2018</td><td>2019</td></tr> <tr> <td></td><td></td><td></td><td></td><td></td><td></td><td>WEST EAST</td><td></td><td></td><td></td> </tr> </table>		1980	1981	1982	1983	1984	1985	1986	1987	1988	1989	1990	1991	1992	1993	1994	1995	1996	1997	1998	1999	2000	2001	2002	2003	2004	2005	2006	2007	2008	2009	2010	2011	2012	2013	2014	2015	2016	2017	2018	2019							WEST EAST			
1980	1981	1982	1983	1984	1985	1986	1987	1988	1989																																										
1990	1991	1992	1993	1994	1995	1996	1997	1998	1999																																										
2000	2001	2002	2003	2004	2005	2006	2007	2008	2009																																										
2010	2011	2012	2013	2014	2015	2016	2017	2018	2019																																										
						WEST EAST																																													

No.	Name	Label	Survey period	Survey frequency
3.47)	dl_minim_post10	new insurable employment	East and West 03/2016	once

Wording of question

<p>03/2016</p> <p>01.01.2015 the universal minimum wage was implemented. Is your company affected by this regulation?</p> <p>Has there been a change in employment in your company?</p> <div style="border: 1px solid black; padding: 5px; display: inline-block;"> new insurable employment was generated </div> <div style="border: 1px solid black; padding: 5px; display: inline-block; margin-left: 10px;"> [1] </div>	<p>Further Information</p>																																																		
<p>Time span of variable</p> <table border="1"> <tr><td>1980</td><td>1981</td><td>1982</td><td>1983</td><td>1984</td><td>1985</td><td>1986</td><td>1987</td><td>1988</td><td>1989</td></tr> <tr><td>1990</td><td>1991</td><td>1992</td><td>1993</td><td>1994</td><td>1995</td><td>1996</td><td>1997</td><td>1998</td><td>1999</td></tr> <tr><td>2000</td><td>2001</td><td>2002</td><td>2003</td><td>2004</td><td>2005</td><td>2006</td><td>2007</td><td>2008</td><td>2009</td></tr> <tr><td>2010</td><td>2011</td><td>2012</td><td>2013</td><td>2014</td><td>2015</td><td>2016</td><td>2017</td><td>2018</td><td>2019</td></tr> <tr> <td></td><td></td><td></td><td></td><td></td><td></td><td>WEST EAST</td><td></td><td></td><td></td> </tr> </table>		1980	1981	1982	1983	1984	1985	1986	1987	1988	1989	1990	1991	1992	1993	1994	1995	1996	1997	1998	1999	2000	2001	2002	2003	2004	2005	2006	2007	2008	2009	2010	2011	2012	2013	2014	2015	2016	2017	2018	2019							WEST EAST			
1980	1981	1982	1983	1984	1985	1986	1987	1988	1989																																										
1990	1991	1992	1993	1994	1995	1996	1997	1998	1999																																										
2000	2001	2002	2003	2004	2005	2006	2007	2008	2009																																										
2010	2011	2012	2013	2014	2015	2016	2017	2018	2019																																										
						WEST EAST																																													

No.	Name	Label	Survey period	Survey frequency
3.48)	dl_minim_post11	employment relationships did not change	East and West 03/2016	once

Wording of question

<p>03/2016</p> <p>01.01.2015 the universal minimum wage was implemented. Is your company affected by this regulation?</p> <p>Has there been a change in employment in your company?</p> <div style="border: 1px solid black; padding: 5px; display: inline-block;"> employment relationships did not change </div> <div style="border: 1px solid black; padding: 5px; display: inline-block; margin-left: 10px;"> [1] </div>	<p>Further Information</p>
--	----------------------------

2000	2001	2002	2003	2004	2005	2006	2007	2008	2009
2010	2011	2012	2013	2014	2015	2016	2017	2018	2019
						WEST EAST			

No.	Name	Label	Survey period	Survey frequency
-----	------	-------	---------------	------------------

3.51) dl_credituse1 financing of ongoing operating resources East and West 06/2016 once

Wording of question

06/2016	Further Information																																																		
<p>What was the usage of your last negotiated credit?</p> <table border="1"> <tr> <td>financing of ongoing operating resources</td> <td>[1]</td> </tr> </table>	financing of ongoing operating resources	[1]																																																	
financing of ongoing operating resources	[1]																																																		
<p>Time span of variable</p> <table border="1"> <tr><td>1980</td><td>1981</td><td>1982</td><td>1983</td><td>1984</td><td>1985</td><td>1986</td><td>1987</td><td>1988</td><td>1989</td></tr> <tr><td>1990</td><td>1991</td><td>1992</td><td>1993</td><td>1994</td><td>1995</td><td>1996</td><td>1997</td><td>1998</td><td>1999</td></tr> <tr><td>2000</td><td>2001</td><td>2002</td><td>2003</td><td>2004</td><td>2005</td><td>2006</td><td>2007</td><td>2008</td><td>2009</td></tr> <tr><td>2010</td><td>2011</td><td>2012</td><td>2013</td><td>2014</td><td>2015</td><td>2016</td><td>2017</td><td>2018</td><td>2019</td></tr> <tr><td></td><td></td><td></td><td></td><td></td><td></td><td>WEST EAST</td><td></td><td></td><td></td></tr> </table>	1980	1981	1982	1983	1984	1985	1986	1987	1988	1989	1990	1991	1992	1993	1994	1995	1996	1997	1998	1999	2000	2001	2002	2003	2004	2005	2006	2007	2008	2009	2010	2011	2012	2013	2014	2015	2016	2017	2018	2019							WEST EAST				
1980	1981	1982	1983	1984	1985	1986	1987	1988	1989																																										
1990	1991	1992	1993	1994	1995	1996	1997	1998	1999																																										
2000	2001	2002	2003	2004	2005	2006	2007	2008	2009																																										
2010	2011	2012	2013	2014	2015	2016	2017	2018	2019																																										
						WEST EAST																																													

No.	Name	Label	Survey period	Survey frequency
-----	------	-------	---------------	------------------

3.52) dl_credituse2 financing of an investment East and West 06/2016 once

Wording of question

06/2016	Further Information																																																		
<p>What was the usage of your last negotiated credit?</p> <table border="1"> <tr> <td>financing of an investment</td> <td>[1]</td> </tr> </table>	financing of an investment	[1]																																																	
financing of an investment	[1]																																																		
<p>Time span of variable</p> <table border="1"> <tr><td>1980</td><td>1981</td><td>1982</td><td>1983</td><td>1984</td><td>1985</td><td>1986</td><td>1987</td><td>1988</td><td>1989</td></tr> <tr><td>1990</td><td>1991</td><td>1992</td><td>1993</td><td>1994</td><td>1995</td><td>1996</td><td>1997</td><td>1998</td><td>1999</td></tr> <tr><td>2000</td><td>2001</td><td>2002</td><td>2003</td><td>2004</td><td>2005</td><td>2006</td><td>2007</td><td>2008</td><td>2009</td></tr> <tr><td>2010</td><td>2011</td><td>2012</td><td>2013</td><td>2014</td><td>2015</td><td>2016</td><td>2017</td><td>2018</td><td>2019</td></tr> <tr><td></td><td></td><td></td><td></td><td></td><td></td><td>WEST EAST</td><td></td><td></td><td></td></tr> </table>	1980	1981	1982	1983	1984	1985	1986	1987	1988	1989	1990	1991	1992	1993	1994	1995	1996	1997	1998	1999	2000	2001	2002	2003	2004	2005	2006	2007	2008	2009	2010	2011	2012	2013	2014	2015	2016	2017	2018	2019							WEST EAST				
1980	1981	1982	1983	1984	1985	1986	1987	1988	1989																																										
1990	1991	1992	1993	1994	1995	1996	1997	1998	1999																																										
2000	2001	2002	2003	2004	2005	2006	2007	2008	2009																																										
2010	2011	2012	2013	2014	2015	2016	2017	2018	2019																																										
						WEST EAST																																													

No.	Name	Label	Survey period	Survey frequency
-----	------	-------	---------------	------------------

3.53) dl_credituse3 other financing East and West 06/2016 once

Wording of question

06/2016	Further Information		
<p>What was the usage of your last negotiated credit?</p> <table border="1"> <tr> <td>others</td> <td>[1]</td> </tr> </table>	others	[1]	
others	[1]		

Time span of variable									
1980	1981	1982	1983	1984	1985	1986	1987	1988	1989
1990	1991	1992	1993	1994	1995	1996	1997	1998	1999
2000	2001	2002	2003	2004	2005	2006	2007	2008	2009
2010	2011	2012	2013	2014	2015	2016	2017	2018	2019
						WEST EAST			

No.	Name	Label	Survey period	Survey frequency
3.54)	dl_midmanager	mid tier: more than 4 managers	East and West 08/2016	once

Wording of question

08/2016	Further Information
<p>mid tier Does your company have more than 4 managers?</p> <p>yes [1] <input type="text"/> no [2] <input type="text"/></p>	

Time span of variable

Time span of variable									
1980	1981	1982	1983	1984	1985	1986	1987	1988	1989
1990	1991	1992	1993	1994	1995	1996	1997	1998	1999
2000	2001	2002	2003	2004	2005	2006	2007	2008	2009
2010	2011	2012	2013	2014	2015	2016	2017	2018	2019
						WEST EAST			

No.	Name	Label	Survey period	Survey frequency
3.55)	dl_midmanshare	mid tier: at least one manager has shares	East and West 08/2016	once

Wording of question

08/2016	Further Information
<p>mid tier Does at least one of your managers hold shares of your company?</p> <p>yes [1] <input type="text"/> no [2] <input type="text"/></p>	

Time span of variable

Time span of variable									
1980	1981	1982	1983	1984	1985	1986	1987	1988	1989
1990	1991	1992	1993	1994	1995	1996	1997	1998	1999
2000	2001	2002	2003	2004	2005	2006	2007	2008	2009
2010	2011	2012	2013	2014	2015	2016	2017	2018	2019
						WEST EAST			

No.	Name	Label	Survey period	Survey frequency
-----	------	-------	---------------	------------------

3.56) dl_midyes mid tier: company rated as mid tier East and West 08/2016 once

Wording of question

<p>08/2016</p> <p>mid tier</p> <p>Would you rate your company as a "mid tier" company?</p> <p>yes [1] <input type="text"/> no [2] <input type="text"/></p>	Further Information
---	---------------------

Time span of variable

1980	1981	1982	1983	1984	1985	1986	1987	1988	1989
1990	1991	1992	1993	1994	1995	1996	1997	1998	1999
2000	2001	2002	2003	2004	2005	2006	2007	2008	2009
2010	2011	2012	2013	2014	2015	2016	2017	2018	2019
						WEST			
						EAST			

No.	Name	Label	Survey period	Survey frequency
-----	------	-------	---------------	------------------

3.154) dl_credit2_1 credit seeking East and West since 03/2017 irregularly

Wording of question

<p>03/2017</p> <p>credit allocation</p> <p>We had credit talks with banks during the last 3 months</p> <p><input type="text"/> [1] yes <input type="text"/> [2] no</p>	Further Information
---	---------------------

Time span of variable

1980	1981	1982	1983	1984	1985	1986	1987	1988	1989
1990	1991	1992	1993	1994	1995	1996	1997	1998	1999
2000	2001	2002	2003	2004	2005	2006	2007	2008	2009
2010	2011	2012	2013	2014	2015	2016	2017	2018	2019
						WEST			
						EAST			

No.	Name	Label	Survey period	Survey frequency
-----	------	-------	---------------	------------------

3.155) dl_credit2_2 credit allocation East and West since 03/2017 irregularly

Wording of question

<p>03/2017</p> <p>credit allocation</p> <p>We had credit talks with banks during the last 3 months</p> <p><input checked="" type="checkbox"/> yes</p> <p>Banks behaved ... in these</p> <p><input type="text"/> [1] accomodating</p> <p><input type="text"/> [2] normal</p> <p><input type="text"/> [3] reserved</p>	Further Information
---	---------------------

Time span of variable

1980	1981	1982	1983	1984	1985	1986	1987	1988	1989
------	------	------	------	------	------	------	------	------	------

1990	1991	1992	1993	1994	1995	1996	1997	1998	1999
2000	2001	2002	2003	2004	2005	2006	2007	2008	2009
2010	2011	2012	2013	2014	2015	2016	2017	2018	2019
							WEST		
							EAST		

No.	Name	Label	Survey period	Survey frequency
3.156)	dl_credit2_3	reasons for not credit seeking	East and West since 03/2017	irregularly

Wording of question

<p>03/2017</p> <p>credit allocation</p> <p>We had credit talks with banks during the last 3 months</p> <p><input checked="" type="checkbox"/> no</p> <p><input type="checkbox"/> [1] no need</p> <p><input type="checkbox"/> [2] other reasons</p>	Further Information
---	---------------------

Time span of variable

1980	1981	1982	1983	1984	1985	1986	1987	1988	1989
1990	1991	1992	1993	1994	1995	1996	1997	1998	1999
2000	2001	2002	2003	2004	2005	2006	2007	2008	2009
2010	2011	2012	2013	2014	2015	2016	2017	2018	2019
							WEST		
							EAST		

Nr.	Name	Label	Erhebungszeitraum	Survey frequency
3.60)	dl_exports	exporting services to foreign companies/persons	East and West since 04/2017	once

Wording of question

<p>04/2017</p> <p>[Wording of question still unknown]</p> <p><input type="checkbox"/> [1] yes</p> <p><input type="checkbox"/> [2] no</p> <p><input type="checkbox"/> [3] not customary in our field</p> <p><input type="checkbox"/> [4] no statement possible</p>	Further Information
---	---------------------

Time span of variable

1980	1981	1982	1983	1984	1985	1986	1987	1988	1989
1990	1991	1992	1993	1994	1995	1996	1997	1998	1999
2000	2001	2002	2003	2004	2005	2006	2007	2008	2009
2010	2011	2012	2013	2014	2015	2016	2017	2018	2019

				WEST	
				EAST	

No.	Name	Label	Survey period	Survey frequency
3.161)	dl_negint	confronted with negative interest rates	East and West since 06/2017	once

Wording of question

<p>Jun-17</p> <p>Have you faced negative interest rates on capital contribution by at least one of your banks?</p> <table border="1" style="margin-left: auto; margin-right: auto;"> <tr> <td>Yes [1]</td> <td>No [2]</td> </tr> <tr> <td></td> <td></td> </tr> </table>	Yes [1]	No [2]			Further Information																										
Yes [1]	No [2]																														
<p>Time span of variable</p> <table border="1" style="width: 100%;"> <tr> <th>2010</th> <th>2011</th> <th>2012</th> <th>2013</th> <th>2014</th> <th>2015</th> <th>2016</th> <th>2017</th> <th>2018</th> <th>2019</th> </tr> <tr> <td></td> <td></td> <td></td> <td></td> <td></td> <td></td> <td></td> <td>WEST</td> <td></td> <td></td> </tr> <tr> <td></td> <td></td> <td></td> <td></td> <td></td> <td></td> <td></td> <td>EAST</td> <td></td> <td></td> </tr> </table>		2010	2011	2012	2013	2014	2015	2016	2017	2018	2019								WEST										EAST		
2010	2011	2012	2013	2014	2015	2016	2017	2018	2019																						
							WEST																								
							EAST																								

No.	Name	Label	Survey period	Survey frequency
3.162)	dl_negint_noact	negative interest actions: none	East and West since 06/2017	once

Wording of question

<p>Jun-17</p> <p>Have you faced negative interest rates on capital contribution by at least one of your banks?</p> <p>If Yes</p> <p>Which arrangements did you choose, to avoid payments of negative interest rates?</p> <table border="1" style="margin-left: auto; margin-right: auto;"> <tr> <td>na arrangements - negative interest rate accepted</td> <td>Yes [1]</td> </tr> <tr> <td></td> <td></td> </tr> </table>	na arrangements - negative interest rate accepted	Yes [1]			Further Information																										
na arrangements - negative interest rate accepted	Yes [1]																														
<p>Time span of variable</p> <table border="1" style="width: 100%;"> <tr> <th>2010</th> <th>2011</th> <th>2012</th> <th>2013</th> <th>2014</th> <th>2015</th> <th>2016</th> <th>2017</th> <th>2018</th> <th>2019</th> </tr> <tr> <td></td> <td></td> <td></td> <td></td> <td></td> <td></td> <td></td> <td>WEST</td> <td></td> <td></td> </tr> <tr> <td></td> <td></td> <td></td> <td></td> <td></td> <td></td> <td></td> <td>EAST</td> <td></td> <td></td> </tr> </table>		2010	2011	2012	2013	2014	2015	2016	2017	2018	2019								WEST										EAST		
2010	2011	2012	2013	2014	2015	2016	2017	2018	2019																						
							WEST																								
							EAST																								

No.	Name	Label	Survey period	Survey frequency
3.163)	dl_negint_agree	negative interest actions: bank agreements	East and West since 06/2017	once

Wording of question

<p>Jun-17</p> <p>Have you faced negative interest rates on capital contribution by at least one of your banks?</p> <p>If Yes</p> <p>Which arrangements did you choose, to avoid payments of negative interest rates?</p> <table border="1" style="margin-left: auto; margin-right: auto;"> <tr> <td>Negoation with bank</td> <td>Yes [1]</td> </tr> <tr> <td></td> <td></td> </tr> </table>	Negoation with bank	Yes [1]			Further Information																										
Negoation with bank	Yes [1]																														
<p>Time span of variable</p> <table border="1" style="width: 100%;"> <tr> <th>2010</th> <th>2011</th> <th>2012</th> <th>2013</th> <th>2014</th> <th>2015</th> <th>2016</th> <th>2017</th> <th>2018</th> <th>2019</th> </tr> <tr> <td></td> <td></td> <td></td> <td></td> <td></td> <td></td> <td></td> <td>WEST</td> <td></td> <td></td> </tr> <tr> <td></td> <td></td> <td></td> <td></td> <td></td> <td></td> <td></td> <td>EAST</td> <td></td> <td></td> </tr> </table>		2010	2011	2012	2013	2014	2015	2016	2017	2018	2019								WEST										EAST		
2010	2011	2012	2013	2014	2015	2016	2017	2018	2019																						
							WEST																								
							EAST																								

No.	Name	Label	Survey period	Survey frequency
3.164)	dl_negint_change	negative interest actions: change of bank	East and West since 06/2017	once

Wording of question

<p>Jun-17</p> <p>Have you faced negative interest rates on capital contribution by at least one of your banks?</p> <p>If Yes</p> <p>Which arrangements did you choose, to avoid payments of negative interest rates?</p> <table border="1" style="margin-left: 20px;"> <tr> <td style="background-color: #e0f2f7;">Change to another bank, which does not require negative interest rates (yet)</td> <td style="background-color: #e0f2f7;">Yes [1]</td> </tr> <tr> <td style="background-color: #e0f2f7;"></td> <td style="background-color: #e0f2f7;"></td> </tr> </table>	Change to another bank, which does not require negative interest rates (yet)	Yes [1]			Further Information																
Change to another bank, which does not require negative interest rates (yet)	Yes [1]																				
<p>Time span of variable</p> <table border="1" style="width: 100%; text-align: center;"> <tr> <td>2010</td><td>2011</td><td>2012</td><td>2013</td><td>2014</td><td>2015</td><td>2016</td><td>2017</td><td>2018</td><td>2019</td> </tr> <tr> <td style="background-color: #e0f2f7;"></td><td style="background-color: #e0f2f7;"></td><td style="background-color: #e0f2f7;"></td><td style="background-color: #e0f2f7;"></td><td style="background-color: #e0f2f7;"></td><td style="background-color: #e0f2f7;"></td><td style="background-color: #e0f2f7;"></td><td style="background-color: #e0f2f7;">WEST EAST</td><td style="background-color: #e0f2f7;"></td><td style="background-color: #e0f2f7;"></td> </tr> </table>		2010	2011	2012	2013	2014	2015	2016	2017	2018	2019								WEST EAST		
2010	2011	2012	2013	2014	2015	2016	2017	2018	2019												
							WEST EAST														

No.	Name	Label	Survey period	Survey frequency
3.165)	dl_negint_inc	negative interest actions: increase of cash	East and West since 06/2017	once

Wording of question

<p>Jun-17</p> <p>Have you faced negative interest rates on capital contribution by at least one of your banks?</p> <p>If Yes</p> <p>Which arrangements did you choose, to avoid payments of negative interest rates?</p> <table border="1" style="margin-left: 20px;"> <tr> <td style="background-color: #e0f2f7;">Higher cash ratio</td> <td style="background-color: #e0f2f7;">Yes [1]</td> </tr> <tr> <td style="background-color: #e0f2f7;"></td> <td style="background-color: #e0f2f7;"></td> </tr> </table>	Higher cash ratio	Yes [1]			Further Information																
Higher cash ratio	Yes [1]																				
<p>Time span of variable</p> <table border="1" style="width: 100%; text-align: center;"> <tr> <td>2010</td><td>2011</td><td>2012</td><td>2013</td><td>2014</td><td>2015</td><td>2016</td><td>2017</td><td>2018</td><td>2019</td> </tr> <tr> <td style="background-color: #e0f2f7;"></td><td style="background-color: #e0f2f7;"></td><td style="background-color: #e0f2f7;"></td><td style="background-color: #e0f2f7;"></td><td style="background-color: #e0f2f7;"></td><td style="background-color: #e0f2f7;"></td><td style="background-color: #e0f2f7;"></td><td style="background-color: #e0f2f7;">WEST EAST</td><td style="background-color: #e0f2f7;"></td><td style="background-color: #e0f2f7;"></td> </tr> </table>		2010	2011	2012	2013	2014	2015	2016	2017	2018	2019								WEST EAST		
2010	2011	2012	2013	2014	2015	2016	2017	2018	2019												
							WEST EAST														

No.	Name	Label	Survey period	Survey frequency
3.166)	dl_negint_redas	negative interest actions: redeployment in other financial assets and settlement of	East and West since 06/2017	once

Wording of question

<p>Jun-17</p> <p>Have you faced negative interest rates on capital contribution by at least one of your banks?</p> <p>If Yes</p> <p>Which arrangements did you choose, to avoid payments of negative interest rates?</p> <table border="1" style="margin-left: 20px;"> <tr> <td style="background-color: #e0f2f7;">Shift to other financial assets and prepayment credit</td> <td style="background-color: #e0f2f7;">Yes [1]</td> </tr> <tr> <td style="background-color: #e0f2f7;"></td> <td style="background-color: #e0f2f7;"></td> </tr> </table>	Shift to other financial assets and prepayment credit	Yes [1]			Further Information																
Shift to other financial assets and prepayment credit	Yes [1]																				
<p>Time span of variable</p> <table border="1" style="width: 100%; text-align: center;"> <tr> <td>2010</td><td>2011</td><td>2012</td><td>2013</td><td>2014</td><td>2015</td><td>2016</td><td>2017</td><td>2018</td><td>2019</td> </tr> <tr> <td style="background-color: #e0f2f7;"></td><td style="background-color: #e0f2f7;"></td><td style="background-color: #e0f2f7;"></td><td style="background-color: #e0f2f7;"></td><td style="background-color: #e0f2f7;"></td><td style="background-color: #e0f2f7;"></td><td style="background-color: #e0f2f7;"></td><td style="background-color: #e0f2f7;">WEST EAST</td><td style="background-color: #e0f2f7;"></td><td style="background-color: #e0f2f7;"></td> </tr> </table>		2010	2011	2012	2013	2014	2015	2016	2017	2018	2019								WEST EAST		
2010	2011	2012	2013	2014	2015	2016	2017	2018	2019												
							WEST EAST														

No.	Name	Label	Survey period	Survey frequency
3.167)	dl_negint_redasint	negative interest actions: redeployment of assets within company	East and West since 06/2017	once

Wording of question

<p>Jun-17</p> <p>Have you faced negative interest rates on capital contribution by at least one of your banks?</p> <p>If Yes</p> <p>Which arrangements did you choose, to avoid payments of negative interest rates?</p> <table border="1" style="margin-left: 20px;"> <tr> <td>Rearrangements of funds to other segments of the company</td> <td>Yes [1]</td> </tr> <tr> <td></td> <td></td> </tr> </table>	Rearrangements of funds to other segments of the company	Yes [1]			Further Information																
Rearrangements of funds to other segments of the company	Yes [1]																				
<p>Time span of variable</p> <table border="1"> <thead> <tr> <th>2010</th> <th>2011</th> <th>2012</th> <th>2013</th> <th>2014</th> <th>2015</th> <th>2016</th> <th>2017</th> <th>2018</th> <th>2019</th> </tr> </thead> <tbody> <tr> <td></td> <td></td> <td></td> <td></td> <td></td> <td></td> <td></td> <td>WEST EAST</td> <td></td> <td></td> </tr> </tbody> </table>		2010	2011	2012	2013	2014	2015	2016	2017	2018	2019								WEST EAST		
2010	2011	2012	2013	2014	2015	2016	2017	2018	2019												
							WEST EAST														

No.	Name	Label	Survey period	Survey frequency
3.168)	dl_negint_inv	negative interest actions: investing or preponing (additional) investments	East and West since 06/2017	once

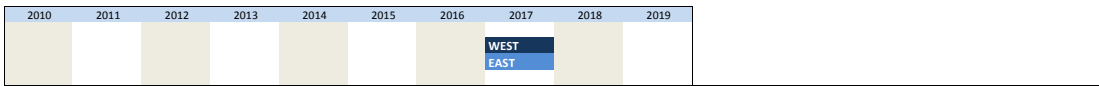
Wording of question

<p>Jun-17</p> <p>Have you faced negative interest rates on capital contribution by at least one of your banks?</p> <p>If Yes</p> <p>Which arrangements did you choose, to avoid payments of negative interest rates?</p> <table border="1" style="margin-left: 20px;"> <tr> <td>(Early) conducting (additional) investments</td> <td>Yes [1]</td> </tr> <tr> <td></td> <td></td> </tr> </table>	(Early) conducting (additional) investments	Yes [1]			Further Information																
(Early) conducting (additional) investments	Yes [1]																				
<p>Time span of variable</p> <table border="1"> <thead> <tr> <th>2010</th> <th>2011</th> <th>2012</th> <th>2013</th> <th>2014</th> <th>2015</th> <th>2016</th> <th>2017</th> <th>2018</th> <th>2019</th> </tr> </thead> <tbody> <tr> <td></td> <td></td> <td></td> <td></td> <td></td> <td></td> <td></td> <td>WEST EAST</td> <td></td> <td></td> </tr> </tbody> </table>		2010	2011	2012	2013	2014	2015	2016	2017	2018	2019								WEST EAST		
2010	2011	2012	2013	2014	2015	2016	2017	2018	2019												
							WEST EAST														

No.	Name	Label	Survey period	Survey frequency
3.169)	dl_negint_oth	negative interest actions: other	East and West since 06/2017	once

Wording of question

<p>Jun-17</p> <p>Have you faced negative interest rates on capital contribution by at least one of your banks?</p> <p>If Yes</p> <p>Which arrangements did you choose, to avoid payments of negative interest rates?</p> <table border="1" style="margin-left: 20px;"> <tr> <td>Other: please specify</td> <td>Yes [1]</td> </tr> <tr> <td></td> <td></td> </tr> </table>	Other: please specify	Yes [1]			Further Information
Other: please specify	Yes [1]				
<p>Time span of variable</p>					



No.	Name	Label	Survey period	Survey frequency
-----	------	-------	---------------	------------------

3.170)	dl_negint_burden	burden of negative interest rates on profit situation	East and West since 06/2017	once
--------	------------------	---	-----------------------------	------

Wording of question

Jun-17	Further Information						
<p>Negative interest rates have a negative impact on our revenues</p> <table border="1"> <thead> <tr> <th>highly significant [1]</th> <th>significantly [2]</th> <th>negligible or not at all [3]</th> </tr> </thead> <tbody> <tr> <td></td> <td></td> <td></td> </tr> </tbody> </table>	highly significant [1]	significantly [2]	negligible or not at all [3]				
highly significant [1]	significantly [2]	negligible or not at all [3]					
<p>Time span of variable</p>							

No.	Name	Label	Survey period	Survey frequency
-----	------	-------	---------------	------------------

3.171)	dl_negint_banks	number of relationship banks	East and West since 06/2017	once
--------	-----------------	------------------------------	-----------------------------	------

Wording of question

Jun-17	Further Information												
<p>How many main banks do you use?</p> <p>If No</p> <p>How many banks do you name your main bank?</p> <table border="1"> <thead> <tr> <th>0 [0]</th> <th>1 [1]</th> <th>2 [2]</th> <th>3 [3]</th> <th>4 [4]</th> <th>More than 4 [5]</th> </tr> </thead> <tbody> <tr> <td></td> <td></td> <td></td> <td></td> <td></td> <td></td> </tr> </tbody> </table>	0 [0]	1 [1]	2 [2]	3 [3]	4 [4]	More than 4 [5]							
0 [0]	1 [1]	2 [2]	3 [3]	4 [4]	More than 4 [5]								
<p>Time span of variable</p>													