



List of variables

Ifo Business Survey Trade

Data: 1/1990-06/2014

As of January 2015

Contents	Page 1-2
Description of variables	Page 3-27

LMU-ifo Economics & Business Data Center (EBDC)

Poschingerstr. 5
81679 Munich

List of variables - test of economic cycle - trade

1. Variables of identification
2. Standard questions
3. Special questions
4. Standard questions of the department stores in percentage

Since February 2006 only identical surveys are send out for Western and Eastern Germany. That is why from this moment on there is only one dataset for each month, in which the results are shown for Germany as a whole.

1. Variables of identification

Nr.	Name	Label	German description
1.1)	code	code of data set	Codierung des Datensatzes
1.2)	month	month	Erhebungsmonat
1.3)	year	year	Erhebungsjahr
1.4)	typtra	type of trade	Handelssparte
1.5)	sector_ifo	KT sector number	KT Nummer
1.6)	idlar	special id for firms with detailed answers	Kennnummer für Firmen, die Prozentantworten geben
1.7)	weight	weight	Gewicht
1.8)	westeast	western eastern	Unterscheidung zwischen West- und Ost-Erhebung
1.9)	id1	identification number (part1)	1. Teil der Kennnummer
1.10)	id2	identification number (part2)	2. Teil der Kennnummer
1.11)	id3	identification number (part3)	3. Teil der Kennnummer
1.12)	runnum	running number of plant	Laufende Firmennummer
1.13)	idnum	firm X adress file id	Firmenidentifikationsnummer
1.14)	sector_wz03	WZ03 sector number	WZ03 sector number
1.15)	fedstaifo	federal state (ifo-code)	Bundesland entsprechend ifo Codierung
1.16)	plantnum	KT information id	12-stellige Identifikationsnummer, gebildet mit KT Nummer
1.17)	plantnumwz03	WZ03 information id	13-stellige Identifikationsnummer, gebildet mit WZ03 Nummer
1.18)	latecomer	N=latecomer	Nachzügler
1.19)	sector_east	ifo sector number for east germany	ifo Sektornummer für Ostdeutschland
1.20)	plantnumeast	information id for east germany	11-stellige Identifikationsnummer, gebildet mit Sektornummer für Ostdeutschland
1.21)	typequ	type of questionnaire	Fragebogenform

II. Variables regarding the survey process

Nr.	Name	Label	German description
1.22)	online	online	Fragebogen online beantwortet
1.23)	survey_start	survey start	Umfragebeginn
1.24)	survey_end	survey end	Umfrageende
1.25)	participation_date	participation date	Teilnahmedatum
1.26)	participation_hour	participation hour	Teilnahmestunde
1.27)	participation_status	participation status	Teilnahmestatus

2. Standard questions

Nr.	Name	Label	German description
2.1)	statebus	state of business (appraisal)	Beurteilung der Geschäftslage
2.2)	busvoly	business volume versus previous year	Umsatz im Vergleich zum Vorjahr
2.3)	busvolm	business volume versus previous month	Umsatz im Vergleich zum Vormonat
2.4)	feedst	feedstock (appraisal)	Lagerbestände (Bewertung)
2.5)	prvpm	prices versus previous month	Verkaufspreise gegenüber Vormonat
2.6)	exppr	expected prices	Erwartete Verkaufspreise
2.7)	ords	orders versus previous year	Bestellungen im Vergleich zum Vorjahr
2.8)	comexp	business development	Geschäftsentwicklung
2.9)	emplexp	expected employees	Erwartete Beschäftigtenanzahl

3. Special questions

Nr.	Name	Label	German description
3.1)	empl	employees	Beschäftigte
3.2)	totu	total turnover	Gesamtumsatz
3.3)	constrain	constraints to production	Behinderung der Umsatzfähigkeit
3.4)	diffsup	difficulties of supply	Beschaffungsschwierigkeiten
3.5)	weakdem	weak demand	Schwache Nachfrage
3.6)	diffin	difficulties in financing	Finanzierungsschwierigkeiten
3.7)	mplack	lack of manpower	Mangel an Fachkräften
3.8)	sclack	lack of spacial capacity	Mangel an geeigneten Räumlichkeiten / Gewerbeflächen
3.9)	equip	equipment	Unzureichende Geschäftsausstattung

3.10)	weather	unfavourable weather	Ungünstige Wetterlage
3.11)	othrea	other reasons	Sonstige Faktoren
3.12)	credit	credit allocation	Kreditvergabe
3.13)	fairhx	exhibitor at an international specialized fair	Aussteller auf einer internationalen Fachmesse
3.14)	fairhx_g	exhibitor at an international specialized fair in Germany	Aussteller auf einer internationalen Fachmesse in Deutschland
3.15)	fairhx_e	exhibitor at an international specialized fair in a foreign European country	Aussteller auf einer internationalen Fachmesse im europäischen Ausland
3.16)	fairhx_ne	exhibitor at an international specialized fair in a country outside Europe	Aussteller auf einer internationalen Fachmesse im außereuropäischen Ausland
3.17)	fairhxexp	exhibitor at an international specialized fair during next 2-3 years	Aussteller auf einer internationalen Fachmesse in den nächsten 2-3 Jahren
3.18)	fairhxexp_g	exhibitor at an international specialized fair in Germany during next 2-3 years	Aussteller auf einer internationalen Fachmesse in Deutschland in den nächsten 2-3 Jahren
3.19)	fairhxexp_e	exhibitor at an international specialized fair in a foreign European country during next 2-3 years	Aussteller auf einer internationalen Fachmesse im europäischen Ausland in den nächsten 2-3 Jahren
3.20)	fairhxexp_ne	exhibitor at an international specialized fair in a country outside Europe during next 2-3 years	Aussteller auf einer internationalen Fachmesse im außereuropäischen Ausland in den nächsten 2-3 Jahren
3.21)	flight_ger	Importance of flight connections in Germany	Wichtigkeit einer Flugverbindung in Deutschland
3.22)	flight_eur	Importance of flight connections in Europe	Wichtigkeit einer Flugverbindung in Europa
3.23)	flight_world	Importance of flight connections worldwide	Wichtigkeit einer Flugverbindung weltweit
3.24)	fambus	family business	Familienunternehmen
3.25)	minim1	minimum wage q1	Mindestlohn Frage 1
3.26)	minim2	minimum wage q2	Mindestlohn Frage 2
3.27)	minim3	minimum wage q3	Mindestlohn Frage 3
3.28)	minim4	minimum wage q4	Mindestlohn Frage 4
3.29)	minim5	minimum wage q5	Mindestlohn Frage 5
3.30)	minim6	minimum wage q6	Mindestlohn Frage 6
3.31)	minim7	minimum wage q7	Mindestlohn Frage 7
3.32)	minim8	minimum wage q8	Mindestlohn Frage 8

4. Standard questions of the department stores in percentage

Nr.	Name	Label	German description
4.1)	questpercansw11	% to statebus good	Prozent der Warenhäuser, die die Geschäftslage mit "gut" beurteilen
4.2)	questpercansw12	% to statebus satisfiable	Prozent der Warenhäuser, die die Geschäftslage mit "befriedigend" beurteilen
4.3)	questpercansw13	% to statebus bad	Prozent der Warenhäuser, die die Geschäftslage mit "schlecht" beurteilen
4.4)	questpercansw21	% to busvoly higher	Prozent der Warenhäuser, deren Umsatz "höher" als im Vorjahr ist
4.5)	questpercansw22	% to busvoly as high as last year	Prozent der Warenhäuser, deren Umsatz "etwa gleich hoch" als im Vorjahr ist
4.6)	questpercansw23	% to busvoly lower	Prozent der Warenhäuser, deren Umsatz "geringer" als im Vorjahr ist
4.7)	questpercansw31	% to busvolm higher	Prozent der Warenhäuser, deren Umsatz "höher" als im Vormonat ist
4.8)	questpercansw32	% to busvolm as high as last year	Prozent der Warenhäuser, deren Umsatz "etwa gleich hoch" als im Vormonat ist
4.9)	questpercansw33	% to busvolm lower	Prozent der Warenhäuser, deren Umsatz "geringer" als im Vormonat ist
4.10)	questpercansw41	% to feedst too little	Prozent der Warenhäuser, die ihren Lagerbestand als "zu klein" beurteilen
4.11)	questpercansw42	% to feedst satisfiable	Prozent der Warenhäuser, die ihren Lagerbestand als "befriedigend" beurteilen
4.12)	questpercansw43	% to feedst too much	Prozent der Warenhäuser, die ihren Lagerbestand als "zu groß" beurteilen
4.13)	questpercansw51	% to prvpm increased	Prozent der Warenhäuser, die ihren Verkaufspreise gegenüber dem Vormonat "erhöht" haben
4.14)	questpercansw52	% to prvpm not changed	Prozent der Warenhäuser, die ihren Verkaufspreise gegenüber dem Vormonat "nicht verändert" haben
4.15)	questpercansw53	% to prvpm decreased	Prozent der Warenhäuser, die ihren Verkaufspreise gegenüber dem Vormonat "gesenkt" haben
4.16)	questpercansw61	% to exprr increasing	Prozent der Warenhäuser, die "steigende" Verkaufspreise erwarten
4.17)	questpercansw62	% to exprr not changing	Prozent der Warenhäuser, die "etwa gleichbleibende" Verkaufspreise erwarten
4.18)	questpercansw63	% to exprr decreasing	Prozent der Warenhäuser, die "sinkende" Verkaufspreise erwarten
4.19)	questpercansw71	% to ords raising	Prozent der Warenhäuser, die ihre Bestellungen im Vergleich zum Vorjahr "erhöht" haben
4.20)	questpercansw72	% to ords not changing	Prozent der Warenhäuser, die ihre Bestellungen im Vergleich zum Vorjahr "nicht verändert" haben
4.21)	questpercansw73	% to ords falling	Prozent der Warenhäuser, die ihre Bestellungen im Vergleich zum Vorjahr "verringert" haben
4.22)	questpercansw81	% to busdev more favourable	Prozent der Warenhäuser, die ihre Geschäftsentwicklung als "günstiger" beurteilen
4.23)	questpercansw82	% to busdev not changing	Prozent der Warenhäuser, die ihre Geschäftsentwicklung als "etwa gleichbleibend" beurteilen
4.24)	questpercansw83	% to busdev more unfavourable	Prozent der Warenhäuser, die ihre Geschäftsentwicklung als "ungünstiger" beurteilen

1. Variables of identification

No.	Name	Label	Survey period	Survey frequency
-----	------	-------	---------------	------------------

1.1)	code	code of dataset	West 01/1990 to 01/2006 East 01/1991 to 01/2006 East and West since 02/2006	monthly survey monthly survey monthly survey
------	------	-----------------	---	--

1990	1991	1992	1993	1994	1995	1996	1997	1998	1999	Further information
WEST										Code of dataset [1]: referring to sector of trade [2]: referring to firm [3]: dataset with questions regarding revenues of branches [4]: since 02/2006 no datasets for branches any more -> all questions in 1 dataset (exception: SHK) [9]: tradehouse Standard questions are answered in percentage (see 4. Standard questions of department stores in percentage)
EAST										
2000	2001	2002	2003	2004	2005	2006	2007	2008	2009	
WEST										
EAST										
2010	2011	2012	2013	2014	2015	2016	2017	2018	2019	
WEST										
EAST										

No.	Name	Label	Survey period	Survey frequency
-----	------	-------	---------------	------------------

1.2)	month	month	West 01/1990 to 01/2006 East 01/1991 to 01/2006 East and West since 02/2006	monthly survey monthly survey monthly survey
------	-------	-------	---	--

1990	1991	1992	1993	1994	1995	1996	1997	1998	1999	Further information
WEST										Month of survey 2 digits
EAST										
2000	2001	2002	2003	2004	2005	2006	2007	2008	2009	
WEST										
EAST										
2010	2011	2012	2013	2014	2015	2016	2017	2018	2019	
WEST										
EAST										

No.	Name	Label	Survey period	Survey frequency
-----	------	-------	---------------	------------------

1.3)	year	year	West 01/1990 to 01/2006 East 01/1991 to 01/2006 East and West since 02/2006	monthly survey monthly survey monthly survey
------	------	------	---	--

1990	1991	1992	1993	1994	1995	1996	1997	1998	1999	Further information
WEST										Year of survey 4 digits
EAST										
2000	2001	2002	2003	2004	2005	2006	2007	2008	2009	
WEST										
EAST										
2010	2011	2012	2013	2014	2015	2016	2017	2018	2019	
WEST										
EAST										

No.	Name	Label	Survey period	Survey frequency
-----	------	-------	---------------	------------------

1.4)	typtra	type of trade	West 01/1990 to 01/2006 East 01/1991 to 01/2006	monthly survey monthly survey
------	--------	---------------	--	----------------------------------

1990	1991	1992	1993	1994	1995	1996	1997	1998	1999	Further information
WEST										Type of trade [1] = retail sale [2] = whole sale
EAST										
2000	2001	2002	2003	2004	2005	2006	2007	2008	2009	
WEST										
EAST										
2010	2011	2012	2013	2014	2015	2016	2017	2018	2019	

No.	Name	Label	Survey period	Survey frequency
-----	------	-------	---------------	------------------

1.5)	sector_ifo	KT sector number	West 01/1990 to 01/2006 East 07/1998 to 01/2006	monthly survey monthly survey
------	------------	------------------	--	----------------------------------

1990	1991	1992	1993	1994	1995	1996	1997	1998	1999	Further information
WEST										KT sector number 5 digits KT number
EAST										
2000	2001	2002	2003	2004	2005	2006	2007	2008	2009	

WEST										
EAST										
2010	2011	2012	2013	2014	2015	2016	2017	2018	2019	

No.	Name	Label	Survey period	Survey frequency
-----	------	-------	---------------	------------------

1.6) **idlar** special id for firms with detailed answers West 01/1990 to 01/2006 monthly survey

1990	1991	1992	1993	1994	1995	1996	1997	1998	1999	Further information
WEST										Special id for firms with detailed answers
2000	2001	2002	2003	2004	2005	2006	2007	2008	2009	see 4. Standard questions of department stores in percentage
WEST										
2010	2011	2012	2013	2014	2015	2016	2017	2018	2019	

No.	Name	Label	Survey period	Survey frequency
-----	------	-------	---------------	------------------

1.7) **weight** weight West 01/1990 to 01/2006 monthly survey
East and West since 02/2006 monthly survey

1990	1991	1992	1993	1994	1995	1996	1997	1998	1999	Further information
WEST										Weight
2000	2001	2002	2003	2004	2005	2006	2007	2008	2009	West 01/1990 to 01/2006 Weight from [1] to [99]
WEST										East and West since 02/2006
2010	2011	2012	2013	2014	2015	2016	2017	2018	2019	Weight from [1] to [12]
WEST										
OST										

No.	Name	Label	Survey period	Survey frequency
-----	------	-------	---------------	------------------

1.8) **westeast** western eastern West 01/1990 to 01/2006 monthly survey
East and West since 02/2006 monthly survey

1990	1991	1992	1993	1994	1995	1996	1997	1998	1999	Further information
WEST										Difference between Western and Eastern survey
EAST										
2000	2001	2002	2003	2004	2005	2006	2007	2008	2009	
WEST										
EAST										
2010	2011	2012	2013	2014	2015	2016	2017	2018	2019	
WEST										
EAST										

No.	Name	Label	Survey period	Survey frequency
-----	------	-------	---------------	------------------

1.9) **id1** identification number (part1) East and West since 05/2007 monthly survey

1990	1991	1992	1993	1994	1995	1996	1997	1998	1999	Further information
										identification number (part1)
2000	2001	2002	2003	2004	2005	2006	2007	2008	2009	1 digit
							WEST			
							EAST			
2010	2011	2012	2013	2014	2015	2016	2017	2018	2019	
WEST										
EAST										

No.	Name	Label	Survey period	Survey frequency
-----	------	-------	---------------	------------------

1.10) **id2** identification number (part2) West 01/1990 to 01/2006 monthly survey
East and West since 02/2006 monthly survey

1990	1991	1992	1993	1994	1995	1996	1997	1998	1999	Further information
WEST										identification number (part2)

2000	2001	2002	2003	2004	2005	2006	2007	2008	2009	2 digits
WEST										
						EAST				
2010	2011	2012	2013	2014	2015	2016	2017	2018	2019	
WEST										
EAST										

No.	Name	Label	Survey period	Survey frequency
-----	------	-------	---------------	------------------

1.11)	id3	identification number (part3)	West 01/1990 to 01/2006 East and West since 02/2006	monthly survey monthly survey
-------	-----	-------------------------------	--	----------------------------------

1990	1991	1992	1993	1994	1995	1996	1997	1998	1999	Further information Identification number (part3) 2 digits
WEST										
2000	2001	2002	2003	2004	2005	2006	2007	2008	2009	
WEST										
						EAST				
2010	2011	2012	2013	2014	2015	2016	2017	2018	2019	
WEST										
EAST										

No.	Name	Label	Survey period	Survey frequency
-----	------	-------	---------------	------------------

1.12)	runnum	running number of plant	West 01/1990 to 01/2006 East 01/1991 to 01/2006 East and West since 02/2006	monthly survey monthly survey monthly survey
-------	--------	-------------------------	---	--

1990	1991	1992	1993	1994	1995	1996	1997	1998	1999	Further information Running number of plant 4 digits
WEST										
		EAST								
2000	2001	2002	2003	2004	2005	2006	2007	2008	2009	
WEST										
EAST										
2010	2011	2012	2013	2014	2015	2016	2017	2018	2019	
WEST										
EAST										

No.	Name	Label	Survey period	Survey frequency
-----	------	-------	---------------	------------------

1.13)	idnum	firm X adress file id	West 03/1994 to 01/2006 East 04/1992 to 01/2006 East and West since 02/2006	monthly survey monthly survey monthly survey
-------	-------	-----------------------	---	--

1990	1991	1992	1993	1994	1995	1996	1997	1998	1999	Further information Firm adress file id 7 digits
			WEST							
		EAST								
2000	2001	2002	2003	2004	2005	2006	2007	2008	2009	
WEST										
EAST										
2010	2011	2012	2013	2014	2015	2016	2017	2018	2019	
WEST										
EAST										

No.	Name	Label	Survey period	Survey frequency
-----	------	-------	---------------	------------------

1.14)	sector_wz03	sector number WZ03	West 01/1990 to 01/2006 East 07/1998 to 01/2006 East and West since 02/2006	monthly survey monthly survey monthly survey
-------	-------------	--------------------	---	--

1990	1991	1992	1993	1994	1995	1996	1997	1998	1999	Further information ifo-internal classification, which is based on the W22003. Further information in 5. 5 digits
2000	2001	2002	2003	2004	2005	2006	2007	2008	2009	
						WEST				
						EAST				
2010	2011	2012	2013	2014	2015	2016	2017	2018	2019	
WEST										
EAST										

No.	Name	Label	Survey period	Survey frequency
-----	------	-------	---------------	------------------

1.15) **fedstaifo** federal state (ifo-code) West 01/1990 to 01/2006 monthly survey
 East 01/1991 to 01/2006 monthly survey
 East and West since 02/2006 monthly survey

1990	1991	1992	1993	1994	1995	1996	1997	1998	1999	Further information
WEST										Federal state according to ifo-code 1 "[01] Berlin West" 10 "[10] Bavaria" 2 "[02] Schleswig-Holstein" 11 "[11] Saarland" 3 "[03] Hamburg" 12 "[12] Mecklenburg- Western-Pomerania" 4 "[04] Bremen" 13 "[13] Brandenburg (incl. Berlin East)" 5 "[05] Lower Saxony" 14 "[14] Saxony-Anhalt" 6 "[06] Nordrhein-Westphalia" 15 "[15] Saxony" 7 "[07] Rhineland-Palatinate" 16 "[16] Thuringia" 8 "[08] Hesse" 9 "[09] Baden-Wuerttemberg"
EAST										
2000	2001	2002	2003	2004	2005	2006	2007	2008	2009	
WEST										
EAST										
2010	2011	2012	2013	2014	2015	2016	2017	2018	2019	
WEST										
EAST										

No. Name Label Survey period Survey frequency

1.16) **plantnum** KT information id West 01/1990 to 01/2006 monthly survey
 East 07/1998 to 01/2006 monthly survey

1990	1991	1992	1993	1994	1995	1996	1997	1998	1999	Further information
WEST										Information id, composed of KT number, 12 digits digit 1-5: 1.5) sec2 KT Nummer digit 6-7: 1.15) fedstaifo federal state according to ifo-code digit 8-12: 1.11) runnum running number of plant
EAST										
2000	2001	2002	2003	2004	2005	2006	2007	2008	2009	
WEST										
EAST										
2010	2011	2012	2013	2014	2015	2016	2017	2018	2019	
WEST										
EAST										

No. Name Label Survey period Survey frequency

1.17) **plantnumwz03** WZ03 information id East and West since 02/2006 monthly survey

1990	1991	1992	1993	1994	1995	1996	1997	1998	1999	Further information
WEST										Identification id, composed of WZ03 number, 13 digits digit 1-6: 1.14) sec3 WZ03 Nummer digit 7-8: 1.15) fedstaifo Bundesland entsprechend ifo Codierung digit 9-13: 1.11) runnum Laufende Firmennummer
EAST										
2000	2001	2002	2003	2004	2005	2006	2007	2008	2009	
WEST										
EAST										
2010	2011	2012	2013	2014	2015	2016	2017	2018	2019	
WEST										
EAST										

No. Name Label Survey period Survey frequency

1.18) **latecomer** N=latecomer West 01/1990 to 03/2004 monthly survey

1990	1991	1992	1993	1994	1995	1996	1997	1998	1999	Further information
WEST										Latecomer [N] Questionnaires that arrived at the ifo-institute after the target date for the evaluation
EAST										
2000	2001	2002	2003	2004	2005	2006	2007	2008	2009	
WEST										
EAST										
2010	2011	2012	2013	2014	2015	2016	2017	2018	2019	
WEST										
EAST										

No. Name Label Survey period Survey frequency

1.19) **sector_east** ifo sector number for east germany East 01/1991 to 06/1998 monthly survey

1990	1991	1992	1993	1994	1995	1996	1997	1998	1999	Further information
EAST										ifo sector number for East Germany (This is a completely independent number, meaning it is not related to the KT number or any other number) 01/1991 to 12/1991: 4 digits 01/1992 to 06/1998: 3 digits since 01/1992 the following code applies: 020 = Raw materials, unfinished goods, investment goods; 100 = food & semiluxury food; 290 = clothes, shoes; 690 = household goods & office supplies; 790 = electrical & optical products, watches, clocks; 890 = vehicles, machines, office equipment; 990 = other sectors (in retail) or other consumption goods (in wholesale). -->applies for retail as well as for wholesale, except for 990.
2000	2001	2002	2003	2004	2005	2006	2007	2008	2009	
WEST										
EAST										
2010	2011	2012	2013	2014	2015	2016	2017	2018	2019	
WEST										
EAST										

No. Name Label Survey period Survey frequency

No.	Name	Label	Survey period	Survey frequency
1.20)	plantnameast	information id for east germany	East 01/1991 to 06/1998	monthly survey
				Further information
				Information id, 11 digits, formed with sector number for East Germany
				01/1991 to 02/1992: digit 1-4: 1.22) sec1 digit 5-6: 1.15) fedstaifo digit 7-11: 1.11) runnum
				03/1992 to 06/1998 digit 1-3: 1.22) sec1, digit 4-5: 1.15) fedstaifo digit 6-10: 1.11) runnum

No.	Name	Label	Survey period	Survey frequency
-----	------	-------	---------------	------------------

No.	Name	Label	Survey period	Survey frequency
1.21)	typequ	type of questionnaire	East 07/1998 to 01/2006	monthly survey
				Further information
				Type of questionnaire
				Differentiates which branches are shown on the questionnaire
				retail: wholesale: [1] e.g.: "toys" etc. [1] e.g.: "wood" etc. [2] e.g.: "photography products" [2] e.g.: "household goods" etc. [3] e.g.: "Books" etc. [3] e.g.: "bicycles" etc.

II. Variables regarding the survey process

No.	Name	Label	Survey period	Survey frequency
-----	------	-------	---------------	------------------

No.	Name	Label	Survey period	Survey frequency
1.22)	online	online	West since 05/2007 East since 05/2007	monthly survey monthly survey
				Further information
				Questionnaire was answered online
				[0] paper [1] fax [2] online [5] manually collected

No.	Name	Label	Survey period	Survey frequency
-----	------	-------	---------------	------------------

No.	Name	Label	Survey period	Survey frequency
1.23)	survey_start	survey_start	West since 07/2007 East since 07/2007	monthly survey monthly survey
				Further information
				Start of the survey
				only refers to the participants who answered the questionnaire online.

No.	Name	Label	Survey period	Survey frequency
-----	------	-------	---------------	------------------

No.	Name	Label	Survey period	Survey frequency
1.24)	survey_end	survey_end	West since 01/2005 East since 01/2005	monthly survey monthly survey
				Further information
				End of the survey
				only refers to the participants who answered the questionnaire online.

No.	Name	Label	Survey period	Survey frequency																																																															
1.25)	participation_date	participation date	West since 01/2005 East since 01/2005	monthly survey monthly survey																																																															
<table border="1"> <thead> <tr> <th>1990</th><th>1991</th><th>1992</th><th>1993</th><th>1994</th><th>1995</th><th>1996</th><th>1997</th><th>1998</th><th>1999</th> <th>Further information</th> </tr> </thead> <tbody> <tr> <td></td><td></td><td></td><td></td><td></td><td></td><td></td><td></td><td></td><td></td> <td rowspan="4"> Participation date only refers to the participants who answered the questionnaire online. </td> </tr> <tr> <td>2000</td><td>2001</td><td>2002</td><td>2003</td><td>2004</td><td>2005</td><td>2006</td><td>2007</td><td>2008</td><td>2009</td> </tr> <tr> <td></td><td></td><td></td><td></td><td></td><td></td><td></td><td>WEST</td><td>EAST</td><td></td> </tr> <tr> <td>2010</td><td>2011</td><td>2012</td><td>2013</td><td>2014</td><td>2015</td><td>2016</td><td>2017</td><td>2018</td><td>2019</td> </tr> <tr> <td></td><td></td><td></td><td></td><td></td><td></td><td></td><td>WEST</td><td>EAST</td><td></td> <td></td> </tr> </tbody> </table>					1990	1991	1992	1993	1994	1995	1996	1997	1998	1999	Further information											Participation date only refers to the participants who answered the questionnaire online.	2000	2001	2002	2003	2004	2005	2006	2007	2008	2009								WEST	EAST		2010	2011	2012	2013	2014	2015	2016	2017	2018	2019								WEST	EAST		
1990	1991	1992	1993	1994	1995	1996	1997	1998	1999	Further information																																																									
										Participation date only refers to the participants who answered the questionnaire online.																																																									
2000	2001	2002	2003	2004	2005	2006	2007	2008	2009																																																										
							WEST	EAST																																																											
2010	2011	2012	2013	2014	2015	2016	2017	2018	2019																																																										
							WEST	EAST																																																											

No.	Name	Label	Survey period	Survey frequency																																																															
1.26)	participation_hour	participation hour	West since 01/2005 East since 01/2005	monthly survey monthly survey																																																															
<table border="1"> <thead> <tr> <th>1990</th><th>1991</th><th>1992</th><th>1993</th><th>1994</th><th>1995</th><th>1996</th><th>1997</th><th>1998</th><th>1999</th> <th>Further information</th> </tr> </thead> <tbody> <tr> <td></td><td></td><td></td><td></td><td></td><td></td><td></td><td></td><td></td><td></td> <td rowspan="4"> Participation hour only refers to the participants who answered the questionnaire online. </td> </tr> <tr> <td>2000</td><td>2001</td><td>2002</td><td>2003</td><td>2004</td><td>2005</td><td>2006</td><td>2007</td><td>2008</td><td>2009</td> </tr> <tr> <td></td><td></td><td></td><td></td><td></td><td></td><td></td><td>WEST</td><td>EAST</td><td></td> </tr> <tr> <td>2010</td><td>2011</td><td>2012</td><td>2013</td><td>2014</td><td>2015</td><td>2016</td><td>2017</td><td>2018</td><td>2019</td> </tr> <tr> <td></td><td></td><td></td><td></td><td></td><td></td><td></td><td>WEST</td><td>EAST</td><td></td> <td></td> </tr> </tbody> </table>					1990	1991	1992	1993	1994	1995	1996	1997	1998	1999	Further information											Participation hour only refers to the participants who answered the questionnaire online.	2000	2001	2002	2003	2004	2005	2006	2007	2008	2009								WEST	EAST		2010	2011	2012	2013	2014	2015	2016	2017	2018	2019								WEST	EAST		
1990	1991	1992	1993	1994	1995	1996	1997	1998	1999	Further information																																																									
										Participation hour only refers to the participants who answered the questionnaire online.																																																									
2000	2001	2002	2003	2004	2005	2006	2007	2008	2009																																																										
							WEST	EAST																																																											
2010	2011	2012	2013	2014	2015	2016	2017	2018	2019																																																										
							WEST	EAST																																																											

No.	Name	Label	Survey period	Survey frequency																																																															
1.27)	participation_status	participation status	West since 02/2005 East since 02/2005	monthly survey monthly survey																																																															
<table border="1"> <thead> <tr> <th>1990</th><th>1991</th><th>1992</th><th>1993</th><th>1994</th><th>1995</th><th>1996</th><th>1997</th><th>1998</th><th>1999</th> <th>Further information</th> </tr> </thead> <tbody> <tr> <td></td><td></td><td></td><td></td><td></td><td></td><td></td><td></td><td></td><td></td> <td rowspan="4"> participation status only refers to the participants who answered the questionnaire online. [1] complete [2] reworked [3] incomplete [4] not answered [5] ausgefüllt </td> </tr> <tr> <td>2000</td><td>2001</td><td>2002</td><td>2003</td><td>2004</td><td>2005</td><td>2006</td><td>2007</td><td>2008</td><td>2009</td> </tr> <tr> <td></td><td></td><td></td><td></td><td></td><td></td><td></td><td>WEST</td><td>EAST</td><td></td> </tr> <tr> <td>2010</td><td>2011</td><td>2012</td><td>2013</td><td>2014</td><td>2015</td><td>2016</td><td>2017</td><td>2018</td><td>2019</td> </tr> <tr> <td></td><td></td><td></td><td></td><td></td><td></td><td></td><td>WEST</td><td>EAST</td><td></td> <td></td> </tr> </tbody> </table>					1990	1991	1992	1993	1994	1995	1996	1997	1998	1999	Further information											participation status only refers to the participants who answered the questionnaire online. [1] complete [2] reworked [3] incomplete [4] not answered [5] ausgefüllt	2000	2001	2002	2003	2004	2005	2006	2007	2008	2009								WEST	EAST		2010	2011	2012	2013	2014	2015	2016	2017	2018	2019								WEST	EAST		
1990	1991	1992	1993	1994	1995	1996	1997	1998	1999	Further information																																																									
										participation status only refers to the participants who answered the questionnaire online. [1] complete [2] reworked [3] incomplete [4] not answered [5] ausgefüllt																																																									
2000	2001	2002	2003	2004	2005	2006	2007	2008	2009																																																										
							WEST	EAST																																																											
2010	2011	2012	2013	2014	2015	2016	2017	2018	2019																																																										
							WEST	EAST																																																											

8

2. Standard questions

No.	Name	Label	Survey period	Survey frequency																																																																										
2.1)	statebus	state of business (appraisal)	West 01/1990 to 01/2006 East 01/1991 to 01/2006 East and West since 02/2006	monthly survey monthly survey monthly survey																																																																										
<table border="1"> <thead> <tr> <th colspan="2">Wording of question</th> <th>Further information</th> </tr> </thead> <tbody> <tr> <td colspan="2"> 01/1990 to 11/2001 Appraisal and development in the moth of survey We rate our current state of business to be <div style="display: flex; align-items: center;"> <div style="margin-right: 20px;"> good [1] satisfiable [2] bad [3] </div> </div> since 01/2002 Current situation* We rate our state of business (previous month/ new tendencies) to be <div style="display: flex; align-items: center;"> <div style="margin-right: 20px;"> good [1] satisfiable [2] bad [3] </div> </div> </td> <td> Appraisal of the state of business *01/2002 and 02/2002 Current situation / newest tendencies West 01/1990 to 01/2006 [9] = answer of department stores in percentage All of the answers of the department stores are aggregated here and expressed as a percentage Example: 4.1 questpercansw11 [50] 4.2 questpercansw12 [30] 4.3 questpercansw13 [20] </td> </tr> <tr> <td colspan="2"> Time span of variable </td> <td> Means 50% of the department stores answered "good", 30% of the department stores answered "satisfiable", 20% of the department stores answered "bad". </td> </tr> <tr> <td colspan="5"> <table border="1"> <thead> <tr> <th>1990</th><th>1991</th><th>1992</th><th>1993</th><th>1994</th><th>1995</th><th>1996</th><th>1997</th><th>1998</th><th>1999</th> </tr> </thead> <tbody> <tr> <td colspan="10">WEST</td> </tr> <tr> <td></td><td>EAST</td><td></td><td></td><td></td><td></td><td></td><td></td><td></td><td></td> </tr> <tr> <td>2000</td><td>2001</td><td>2002</td><td>2003</td><td>2004</td><td>2005</td><td>2006</td><td>2007</td><td>2008</td><td>2009</td> </tr> <tr> <td colspan="10">WEST</td> </tr> <tr> <td colspan="10">EAST</td> </tr> </tbody> </table> </td> </tr> </tbody> </table>					Wording of question		Further information	01/1990 to 11/2001 Appraisal and development in the moth of survey We rate our current state of business to be <div style="display: flex; align-items: center;"> <div style="margin-right: 20px;"> good [1] satisfiable [2] bad [3] </div> </div> since 01/2002 Current situation* We rate our state of business (previous month/ new tendencies) to be <div style="display: flex; align-items: center;"> <div style="margin-right: 20px;"> good [1] satisfiable [2] bad [3] </div> </div>		Appraisal of the state of business *01/2002 and 02/2002 Current situation / newest tendencies West 01/1990 to 01/2006 [9] = answer of department stores in percentage All of the answers of the department stores are aggregated here and expressed as a percentage Example: 4.1 questpercansw11 [50] 4.2 questpercansw12 [30] 4.3 questpercansw13 [20]	Time span of variable		Means 50% of the department stores answered "good", 30% of the department stores answered "satisfiable", 20% of the department stores answered "bad".	<table border="1"> <thead> <tr> <th>1990</th><th>1991</th><th>1992</th><th>1993</th><th>1994</th><th>1995</th><th>1996</th><th>1997</th><th>1998</th><th>1999</th> </tr> </thead> <tbody> <tr> <td colspan="10">WEST</td> </tr> <tr> <td></td><td>EAST</td><td></td><td></td><td></td><td></td><td></td><td></td><td></td><td></td> </tr> <tr> <td>2000</td><td>2001</td><td>2002</td><td>2003</td><td>2004</td><td>2005</td><td>2006</td><td>2007</td><td>2008</td><td>2009</td> </tr> <tr> <td colspan="10">WEST</td> </tr> <tr> <td colspan="10">EAST</td> </tr> </tbody> </table>					1990	1991	1992	1993	1994	1995	1996	1997	1998	1999	WEST											EAST									2000	2001	2002	2003	2004	2005	2006	2007	2008	2009	WEST										EAST									
Wording of question		Further information																																																																												
01/1990 to 11/2001 Appraisal and development in the moth of survey We rate our current state of business to be <div style="display: flex; align-items: center;"> <div style="margin-right: 20px;"> good [1] satisfiable [2] bad [3] </div> </div> since 01/2002 Current situation* We rate our state of business (previous month/ new tendencies) to be <div style="display: flex; align-items: center;"> <div style="margin-right: 20px;"> good [1] satisfiable [2] bad [3] </div> </div>		Appraisal of the state of business *01/2002 and 02/2002 Current situation / newest tendencies West 01/1990 to 01/2006 [9] = answer of department stores in percentage All of the answers of the department stores are aggregated here and expressed as a percentage Example: 4.1 questpercansw11 [50] 4.2 questpercansw12 [30] 4.3 questpercansw13 [20]																																																																												
Time span of variable		Means 50% of the department stores answered "good", 30% of the department stores answered "satisfiable", 20% of the department stores answered "bad".																																																																												
<table border="1"> <thead> <tr> <th>1990</th><th>1991</th><th>1992</th><th>1993</th><th>1994</th><th>1995</th><th>1996</th><th>1997</th><th>1998</th><th>1999</th> </tr> </thead> <tbody> <tr> <td colspan="10">WEST</td> </tr> <tr> <td></td><td>EAST</td><td></td><td></td><td></td><td></td><td></td><td></td><td></td><td></td> </tr> <tr> <td>2000</td><td>2001</td><td>2002</td><td>2003</td><td>2004</td><td>2005</td><td>2006</td><td>2007</td><td>2008</td><td>2009</td> </tr> <tr> <td colspan="10">WEST</td> </tr> <tr> <td colspan="10">EAST</td> </tr> </tbody> </table>					1990	1991	1992	1993	1994	1995	1996	1997	1998	1999	WEST											EAST									2000	2001	2002	2003	2004	2005	2006	2007	2008	2009	WEST										EAST																							
1990	1991	1992	1993	1994	1995	1996	1997	1998	1999																																																																					
WEST																																																																														
	EAST																																																																													
2000	2001	2002	2003	2004	2005	2006	2007	2008	2009																																																																					
WEST																																																																														
EAST																																																																														

2010	2011	2012	2013	2014	2015	2016	2017	2018	2019
WEST									
EAST									

No.	Name	Label	Survey period	Survey frequency
-----	------	-------	---------------	------------------

2.2)	busvoly	business volume versus previous year	West 01/1990 to 01/2006 East 01/1992 to 01/2006 East and West since 02/2006	monthly survey monthly survey monthly survey
------	---------	--------------------------------------	---	--

Wording of question

<p>01/1990 to 11/2001</p> <p>Appraisal and development in the moth of survey</p> <p>Compared to the same month of the previous year our revenue was</p> <p>higher [1] as high as last year [2] lower [3]</p> <p>since 01/2002</p> <p>Current situation*</p> <p>Compared to the same month of the previous year, our revenue last month was</p> <p>higher [1] as high as last year [2] lower [3]</p>	<p>Further information</p> <p>Business volume compared to previous year</p> <p>*01/2002 und 02/2002</p> <p>Current situation / new tendencies</p> <p>West 01/1990 to 01/2006 [9] = answer of department stores in percentage All of the answers of the department stores are aggregated here and expressed as a percentage</p> <p>Example:</p> <p>4.4) questpercansw21 [50] 4.5) questpercansw22 [30] 4.6) questpercansw23 [20]</p> <p>Means 50% of the department stores answered "good", 30% of the department stores answered "satisfiable", 20% of the department stores answered "bad".</p>
---	---

Time span of variable

1990	1991	1992	1993	1994	1995	1996	1997	1998	1999
WEST									
		EAST							
2000	2001	2002	2003	2004	2005	2006	2007	2008	2009
WEST									
EAST									
2010	2011	2012	2013	2014	2015	2016	2017	2018	2019
WEST									
EAST									

No.	Name	Label	Survey period	Survey frequency
-----	------	-------	---------------	------------------

2.3)	busvolum	business volume versus previous month	West 01/1990 to 01/2002 East 01/1991 to 01/2002	monthly survey monthly survey
------	----------	---------------------------------------	--	----------------------------------

Wording of question

<p>since 01/1990 to 11/2001</p> <p>Appraisal and development in the moth of survey</p> <p>Compared to last month our revenue is</p> <p>higher [1] not changed [2] lower [3]</p> <p>01/2002</p> <p>Current situation / new tendencies</p> <p>Within the last 2-3 months, under elimination of seasonal fluctuations, our revenue</p> <p>increased [1] remained about the same [2] decreased [3]</p>	<p>Further information</p> <p>Business volume compared to the previous month</p> <p>West 01/1990 to 01/2006 [.] = answer of department stores in percentage All of the answers of the department stores are aggregated here and expressed as a percentage</p> <p>Example:</p> <p>4.7) questpercansw31 [50] 4.8) questpercansw32 [30] 4.9) questpercansw33 [20]</p> <p>Means 50% of the department stores answered "good", 30% of the department stores answered "satisfiable", 20% of the department stores answered "bad".</p>
--	---

Time span of variable

1990	1991	1992	1993	1994	1995	1996	1997	1998	1999
WEST									
		EAST							
2000	2001	2002	2003	2004	2005	2006	2007	2008	2009
WEST									
EAST									

No.	Name	Label	Survey period	Survey frequency
-----	------	-------	---------------	------------------

2.4)	feedst	feedstock (appraisal)	West 01/1990 to 01/2006 East 01/1991 to 01/2006 East and West since 02/2006	monthly survey monthly survey monthly survey
------	--------	-----------------------	---	--

Wording of question

<p>since 01/1990</p> <p>Current situation*</p> <p>We rate our current feedstock as</p> <p>too little [1] satisfiable [2] too much [3]</p>	<p>Further information</p> <p>appraisal of feedstock</p> <p>* 01/1990 to 11/2001</p> <p>Appraisal and development in the moth of survey</p> <p>01/2002 und 02/2002</p> <p>Current situation / new tendencies</p> <p>West 01/1990 to 01/2006</p>
--	---

Time span of variable									
1990	1991	1992	1993	1994	1995	1996	1997	1998	1999
WEST									
EAST									
2000	2001	2002	2003	2004	2005	2006	2007	2008	2009
WEST									
EAST									
2010	2011	2012	2013	2014	2015	2016	2017	2018	2019
WEST									
EAST									

[9] = answer of department stores in percentage
All of the answers of the department stores are aggregated here and expressed as a percentage
Example:
4.10 questpercansw41 [50]
4.11 questpercansw42 [30]
4.12 questpercansw43 [20]
Means 50% of the department stores answered "good", 30% of the department stores answered "satisfiable", 20% of the department stores answered "bad".

No.	Name	Label	Survey period	Survey frequency
2.5)	prvpm	prices versus previous month	West 01/1990 to 01/2006 East 01/1991 to 01/2006 East and West since 02/2006	monthly survey monthly survey monthly survey

Wording of question

Further information	
<p>01/1990 to 11/2001 Appraisal and development in the moth of survey Compared to previous month our prices were</p> <p>increased [1] not changed [2] decreased [3]</p>	<p>Prices compared to previous month</p> <p>West 01/1990 to 01/2006 [9] = answer of department stores in percentage All of the answers of the department stores are aggregated here and expressed as a percentage Example: 4.13 questpercansw51 [50] 4.14 questpercansw52 [30] 4.15 questpercansw53 [20] Means 50% of the department stores answered "good", 30% of the department stores answered "satisfiable", 20% of the department stores answered "bad".</p>
<p>01/2002 to 02/2002 Current situation / new tendencies Within the last 2-3 months our prices were</p> <p>increased [1] not changed [2] decreased [3]</p>	
<p>since 03/2002 Current situation Last month our prices were</p> <p>increased [1] not changed [2] decreased [3]</p>	

Time span of variable

1990	1991	1992	1993	1994	1995	1996	1997	1998	1999
WEST									
EAST									
2000	2001	2002	2003	2004	2005	2006	2007	2008	2009
WEST									
EAST									
2010	2011	2012	2013	2014	2015	2016	2017	2018	2019
WEST									
EAST									

No.	Name	Label	Survey period	Survey frequency
2.6)	exppr	expected prices	West 01/1990 to 01/2006 East 01/1991 to 01/2006 East and West since 02/2006	monthly survey monthly survey monthly survey

Wording of question

Further information	
<p>01/1990 to 02/2002 Plans and expectations Within the next 3 months our prices will likely</p> <p>raise [1] not change [2] fall [3]</p>	<p>Expected prices</p> <p>West 01/1990 to 01/2006 [9] = answer of department stores in percentage All of the answers of the department stores are aggregated here and expressed as a percentage Example: 4.16 questpercansw61 [50] 4.17 questpercansw62 [30] 4.18 questpercansw63 [20] Means 50% of the department stores answered "good", 30% of the department stores answered "satisfiable", 20% of the department stores answered "bad".</p>
<p>since 03/2002 to 01/2007 Plans and expectations for 3 months Our prices will likely</p> <p>raise [1] not change [2] fall [3]</p>	
<p>since 02/2007 Plans and expectations for the next 3 months Our prices will likely</p> <p>raise [1] not change [2] fall [3]</p>	

Time span of variable

1990	1991	1992	1993	1994	1995	1996	1997	1998	1999
WEST									
EAST									
2000	2001	2002	2003	2004	2005	2006	2007	2008	2009
WEST									
EAST									
2010	2011	2012	2013	2014	2015	2016	2017	2018	2019
WEST									
EAST									

No.	Name	Label	Survey period	Survey frequency
-----	------	-------	---------------	------------------

2.7)	ords	orders versus previous year	West 01/1990 to 01/2006 East 01/1992 to 01/2006 East and West since 02/2006	monthly survey monthly survey monthly survey
------	------	-----------------------------	---	--

Wording of question

<p>01/1990 to 02/2002</p> <p>Plans and expectations</p> <p>Within the next 3 months our orders will, compared to the same period of time of previous year, likely be (without taking price changes into account)</p> <p>raising [1] not changing [2] falling [3]</p>	<p>Further information</p> <p>Orders compared to previous year</p> <p>West 01/1990 to 01/2006 [9] = answer of department stores in percentage All of the answers of the department stores are aggregated here and expressed as a percentage</p> <p>Example:</p> <p>4.19 questpercansw71 [50] 4.20 questpercansw72 [30] 4.21 questpercansw73 [20]</p> <p>Means 50% of the department stores answered "good", 30% of the department stores answered "satisfiable", 20% of the department stores answered "bad".</p>
<p>since 03/2002 to 01/2007</p> <p>Plans and expectations for 3 months</p> <p>Compared to the same period of time of previous year, our orders will likely be</p> <p>raising [1] not changing [2] falling [3]</p>	
<p>since 02/2007</p> <p>Plans and expectations for the next 3 months</p> <p>Compared to the same period of time of previous year, our orders will likely be</p> <p>raising [1] not changing [2] falling [3]</p>	

Time span of variable

1990	1991	1992	1993	1994	1995	1996	1997	1998	1999
WEST									
EAST									
2000	2001	2002	2003	2004	2005	2006	2007	2008	2009
WEST									
EAST									
2010	2011	2012	2013	2014	2015	2016	2017	2018	2019
WEST									
EAST									

No.	Name	Label	Survey period	Survey frequency
-----	------	-------	---------------	------------------

2.8)	comexp	business development	West 01/1990 to 01/2006 East 01/1991 to 01/2006 East and West since 02/2006	monthly survey monthly survey monthly survey
------	--------	----------------------	---	--

Wording of question

<p>01/1990 to 02/2002</p> <p>Plans and expectations</p> <p>Within the next 6 months, under elimination of seasonal fluctuations, our business development will be</p> <p>more favourable [1] not changing [2] more unfavourable [3]</p>	<p>Further information</p> <p>Business development</p> <p>West 01/1990 to 01/2006 [9] = answer of department stores in percentage All of the answers of the department stores are aggregated here and expressed as a percentage</p> <p>Example:</p> <p>4.22 questpercansw81 [50] 4.23 questpercansw82 [30] 4.24 questpercansw83 [20]</p> <p>Means 50% of the department stores answered "good", 30% of the department stores answered "satisfiable", 20% of the department stores answered "bad".</p>
<p>since 03/2002 to 01/2007</p> <p>Expectations for 6 months</p> <p>Under elimination of seasonal fluctuations, our business development will be</p> <p>more favourable [1] not changing [2] more unfavourable [3]</p>	
<p>since 02/2007</p> <p>Expectations for the next 6 months</p> <p>Under elimination of seasonal fluctuations, our business development will be</p> <p>more favourable [1] not changing [2] more unfavourable [3]</p>	

Time span of variable

1990	1991	1992	1993	1994	1995	1996	1997	1998	1999
WEST									

EAST									
2000	2001	2002	2003	2004	2005	2006	2007	2008	2009
WEST									
EAST									
2010	2011	2012	2013	2014	2015	2016	2017	2018	2019
WEST									
EAST									

No.	Name	Label	Survey period	Survey frequency
2.9)	emplexp	expected employees	West 01/1990 to 12/1996 West 03/1997 to 01/2006 East 01/1991 to 01/2006 East and West since 02/2006	Mrch, Jun, Sep, Dec* monthly survey monthly survey monthly survey

Wording of question

<p>01/1990 to 02/2002</p> <p>Plans and expectations</p> <p>Within the next 3 months our number of employees will, under elimination of seasonal fluctuations,</p> <p>raise [1] not change [2] fall [3]</p> <p>since 03/2002 to 01/2007</p> <p>Plans and expectations for 3 months</p> <p>Under elimination of seasonal fluctuations our number of employees will</p> <p>raise [1] not change [2] fall [3]</p> <p>since 02/2007</p> <p>Plans and expectations for the next 3 months</p> <p>Under elimination of seasonal fluctuations our number of employees will</p> <p>raise [1] not change [2] fall [3]</p>	<p>Further information</p> <p>Expected number of employees</p> <p>* 1991: Apr, Jun, Sep, Dec 1993: Mrch, Jun, Sep 1994: Jan, Mrch, Jun, Sep, Dec</p> <p>was a special question until 12/1996</p>
---	---

Time span of variable

1990	1991	1992	1993	1994	1995	1996	1997	1998	1999
WEST									
EAST									
2000	2001	2002	2003	2004	2005	2006	2007	2008	2009
WEST									
EAST									
2010	2011	2012	2013	2014	2015	2016	2017	2018	2019
WEST									
EAST									

3. Sonderfragen

No.	Name	Label	Survey period	Survey frequency
3.1)	empl	employees	West von 10/2001 to 10/2005 East von 10/2000 to 10/2005 East and West since 02/2006	annual survey, Oct annual survey, Oct* annual survey, Nov**

Wording of question

<p>since 10/2000</p> <p>Number of employed persons (incl. helping family members, apprentices, temporary employees)**:</p> <p>We occupy about persons in our company.</p>	<p>Further information</p> <p>employees</p> <p>*East 2001: monthly survey</p> <p>**since 02/2006</p> <p>Even though the data is only inquired annually, they appear in the dataset monthly. The reason for this is that the annual data is transmitted to every month manually</p> <p>The data of the current survey are generally transmitted two to three months after the inquiry</p> <p>Example:</p> <p>for November and December 2007 the variable empl contains the value of the inquiry from November 2006. Since January 2008 the variable empl contains the value of the survey from November 2007.</p> <p>***East 07/1998 to 01/2006</p> <p>State: end of the month of the survey</p>
---	---

Time span of variable

1990	1991	1992	1993	1994	1995	1996	1997	1998	1999
WEST									
EAST									
2000	2001	2002	2003	2004	2005	2006	2007	2008	2009
WEST									
OST									
2010	2011	2012	2013	2014	2015	2016	2017	2018	2019
WEST									
OST									

No.	Name	Label	Survey period	Survey frequency
-----	------	-------	---------------	------------------

3.2) **totu** total turnover

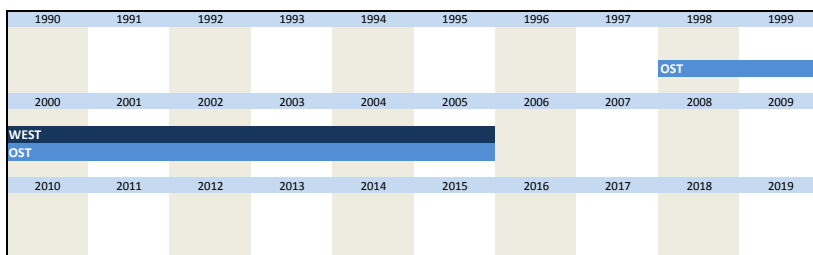
West von 10/2000 to 10/2005
East von 10/1998 to 10/2005
East and West von 11/2006

annual survey, Oct
annual survey, Oct
annual survey, Nov

Wording of question

West 10/2000		Further information
Last year our total turnover was		Total turnover
less than 1/2 MM DM	<input type="checkbox"/> [1]	Since October 2001: uniform size class for Eastern and Western Germany This data, which is inquired once a year, is needed for weighting purposes
1/2 - 1 " "	<input type="checkbox"/> [2]	
1 - 2 " "	<input type="checkbox"/> [3]	
2 - 5 " "	<input type="checkbox"/> [4]	
5 - 10 " "	<input type="checkbox"/> [5]	
10 - 50 " "	<input type="checkbox"/> [6]	
50 - 100 " "	<input type="checkbox"/> [7]	
more than 100 " "	<input type="checkbox"/> [8]	
East 10/1998 to 10/2000		
Last year the size range of our revenue (without sales tax) was		
< 500 000 DM	<input type="checkbox"/> [1]	
DM 500 000 to 1 million	<input type="checkbox"/> [2]	
1 to < 2 M DM	<input type="checkbox"/> [3]	
2 to < 5 M DM	<input type="checkbox"/> [4]	
5 to < 10 M DM	<input type="checkbox"/> [5]	
10 to < 25 M DM	<input type="checkbox"/> [6]	
25 M DM and more	<input type="checkbox"/> [7]	
10/2001		
Last business year our total turnover was (in DM):		
less than 0,5 M	<input type="checkbox"/> [1]	
0,5 - 1,0 "	<input type="checkbox"/> [2]	
1,0 - 2,0 "	<input type="checkbox"/> [3]	
2,0 - 5,0 "	<input type="checkbox"/> [4]	
5,0 - 10,0 M	<input type="checkbox"/> [5]	
10,0 - 25,0 "	<input type="checkbox"/> [6]	
25,0 - 50,0 "	<input type="checkbox"/> [7]	
50,0 - 100,0 "	<input type="checkbox"/> [8]	
more than 100 M	<input type="checkbox"/> [9]	
since 10/2002 to 10/2005, since 11/2006 to 11/2008		
Last business year our total turnover was (in Euro):		
less than 0,25 M	<input type="checkbox"/> [1]	
0,25 - 0,5 "	<input type="checkbox"/> [2]	
0,5 - 1,0 "	<input type="checkbox"/> [3]	
1,0 - 2,5 "	<input type="checkbox"/> [4]	
2,5 - 5,0 M	<input type="checkbox"/> [5]	
5,0 - 12,5 "	<input type="checkbox"/> [6]	
12,5 - 25,0 "	<input type="checkbox"/> [7]	
25,0 - 50,0 "	<input type="checkbox"/> [8]	
more than 50 M	<input type="checkbox"/> [9]	
since 11/2009		
Last business year our total turnover was (in Euro):		
less than 0,25 M	<input type="checkbox"/> [1]	
0,25 - 0,5 "	<input type="checkbox"/> [2]	
0,5 - 1,0 "	<input type="checkbox"/> [3]	
1,0 - 2,5 "	<input type="checkbox"/> [4]	
2,5 - 5,0 "	<input type="checkbox"/> [5]	
5,0 - 12,5 M	<input type="checkbox"/> [6]	
12,5 - 25,0 "	<input type="checkbox"/> [7]	
25,0 - 50,0 "	<input type="checkbox"/> [8]	
50,0 - 1,0 bn	<input type="checkbox"/> [9]	
more than 1,0 bn	<input type="checkbox"/> [10]	

Time span of variable




No.	Name	Label	Survey period	Survey frequency
3.3)	constrain	constraints to production	East 01/1991 to 01/2006 East and West since 04/2006	monthly survey Jan, Apr, Jul, Oct

Wording of question

since 01/1991		Further information
Our sales activity is currently constrained		constraints to production
yes [1] <input type="checkbox"/>	no [2] <input type="checkbox"/>	No inquiry in May 1992

Time span of variable



OST									
2000	2001	2002	2003	2004	2005	2006	2007	2008	2009
WEST									
OST									
2010	2011	2012	2013	2014	2015	2016	2017	2018	2019
WEST									
OST									

No.	Name	Label	Survey period	Survey frequency
3.4)	diffsup	difficulties of supply	East 01/1991 to 01/2006	monthly survey

Wording of question

<p>since 01/1991</p> <p>Our sales activity is currently constrained. If yes, by</p> <p>difficulties of supply [1] namely</p> <input type="text"/>	<p>Further information</p> <p>difficulties of supply</p> <p>No inquiry in May 1992</p>																																								
<p>Time span of variable</p> <table border="1"> <tr> <td>1990</td><td>1991</td><td>1992</td><td>1993</td><td>1994</td><td>1995</td><td>1996</td><td>1997</td><td>1998</td><td>1999</td> </tr> <tr> <td colspan="10">EAST</td> </tr> <tr> <td>2000</td><td>2001</td><td>2002</td><td>2003</td><td>2004</td><td>2005</td><td>2006</td><td>2007</td><td>2008</td><td>2009</td> </tr> <tr> <td colspan="7">EAST</td> <td colspan="3"></td> </tr> </table>		1990	1991	1992	1993	1994	1995	1996	1997	1998	1999	EAST										2000	2001	2002	2003	2004	2005	2006	2007	2008	2009	EAST									
1990	1991	1992	1993	1994	1995	1996	1997	1998	1999																																
EAST																																									
2000	2001	2002	2003	2004	2005	2006	2007	2008	2009																																
EAST																																									

No.	Name	Label	Survey period	Survey frequency
3.5)	weakdem	weak demand	East and West since 04/2006	Jan, Apr, Jul, Oct

Wording of question

<p>since 01/1991</p> <p>Our sales activity is currently constrained. If yes, by</p> <p>weak demand [1]</p> <input type="text"/>	<p>Further information</p> <p>weak demand</p>																																																																																
<p>Time span of variable</p> <table border="1"> <tr> <td>1990</td><td>1991</td><td>1992</td><td>1993</td><td>1994</td><td>1995</td><td>1996</td><td>1997</td><td>1998</td><td>1999</td> </tr> <tr> <td colspan="10"></td> </tr> <tr> <td>2000</td><td>2001</td><td>2002</td><td>2003</td><td>2004</td><td>2005</td><td>2006</td><td>2007</td><td>2008</td><td>2009</td> </tr> <tr> <td colspan="7"></td> <td colspan="3">WEST</td> </tr> <tr> <td colspan="7"></td> <td colspan="3">OST</td> </tr> <tr> <td>2010</td><td>2011</td><td>2012</td><td>2013</td><td>2014</td><td>2015</td><td>2016</td><td>2017</td><td>2018</td><td>2019</td> </tr> <tr> <td colspan="10">WEST</td> </tr> <tr> <td colspan="10">OST</td> </tr> </table>		1990	1991	1992	1993	1994	1995	1996	1997	1998	1999											2000	2001	2002	2003	2004	2005	2006	2007	2008	2009								WEST										OST			2010	2011	2012	2013	2014	2015	2016	2017	2018	2019	WEST										OST									
1990	1991	1992	1993	1994	1995	1996	1997	1998	1999																																																																								
2000	2001	2002	2003	2004	2005	2006	2007	2008	2009																																																																								
							WEST																																																																										
							OST																																																																										
2010	2011	2012	2013	2014	2015	2016	2017	2018	2019																																																																								
WEST																																																																																	
OST																																																																																	

No.	Name	Label	Survey period	Survey frequency
3.6)	diffin	difficulties in financing	East 01/1991 to 01/2006 East and West since 04/2006	monthly survey Jan, Apr, Jul, Oct

Wording of question

<p>since 01/1991</p> <p>Our sales activity is currently constrained. If yes, by</p> <p>difficulties in financing [1]</p> <input type="text"/>	<p>Further information</p> <p>difficulties in financing</p> <p>No inquiry in May 1992</p>																														
<p>Time span of variable</p> <table border="1"> <tr> <td>1990</td><td>1991</td><td>1992</td><td>1993</td><td>1994</td><td>1995</td><td>1996</td><td>1997</td><td>1998</td><td>1999</td> </tr> <tr> <td colspan="10">OST</td> </tr> <tr> <td>2000</td><td>2001</td><td>2002</td><td>2003</td><td>2004</td><td>2005</td><td>2006</td><td>2007</td><td>2008</td><td>2009</td> </tr> </table>		1990	1991	1992	1993	1994	1995	1996	1997	1998	1999	OST										2000	2001	2002	2003	2004	2005	2006	2007	2008	2009
1990	1991	1992	1993	1994	1995	1996	1997	1998	1999																						
OST																															
2000	2001	2002	2003	2004	2005	2006	2007	2008	2009																						

										WEST
OST										
2010	2011	2012	2013	2014	2015	2016	2017	2018	2019	
WEST										
OST										

No.	Name	Label	Survey period	Survey frequency
3.7)	mplack	lack of manpower	East 01/1991 to 01/2006 East and West since 04/2006	monthly survey Jan, Apr, Jul, Oct

Wording of question

01/1991 to 01/2006	Further information
Our sales activity is currently constrained. If yes, by lack of qualified manpower [1] <input type="text"/>	Lack of manpower No inquiry in May 1992
since 04/2006 Our sales activity is currently constrained. If yes, by lack of manpower [1] <input type="text"/>	

Time span of variable

1990	1991	1992	1993	1994	1995	1996	1997	1998	1999
OST									
2000	2001	2002	2003	2004	2005	2006	2007	2008	2009
WEST									
OST									
2010	2011	2012	2013	2014	2015	2016	2017	2018	2019
WEST									
OST									

No.	Name	Label	Survey period	Survey frequency
3.8)	sclack	lack of spacial capacity	East 01/1991 to 01/2006 East and West since 04/2006	monthly survey Jan, Apr, Jul, Oct

Wording of question

since 01/1991	Further information
Our sales activity is currently constrained. If yes, by lack of suitable premises [1] <input type="text"/>	Lack of suitable premises No inquiry in May 1992

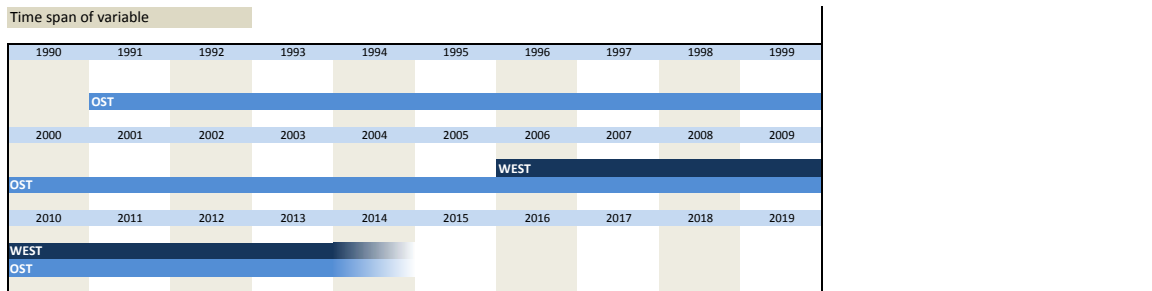
Time span of variable

1990	1991	1992	1993	1994	1995	1996	1997	1998	1999
OST									
2000	2001	2002	2003	2004	2005	2006	2007	2008	2009
WEST									
OST									
2010	2011	2012	2013	2014	2015	2016	2017	2018	2019
WEST									
OST									

No.	Name	Label	Survey period	Survey frequency
3.9)	equip	equipment	East 01/1991 to 01/2006 East and West since 04/2006	monthly survey Jan, Apr, Jul, Oct

Wording of question

since 01/1991	Further information
Our sales activity is currently constrained. If yes, by insufficient equipment, vehicles, etc. [1] <input type="text"/>	Insufficient equipment No inquiry in May 1992



No.	Name	Label	Survey period	Survey frequency
3.10)	weather	unfavourable weather	East 02/1994 to 01/2006 East and West since 04/2006	monthly survey Jan, Apr, Jul, Oct

Wording of question

since 02/1994

Our sales activity is currently constrained.
If yes, by

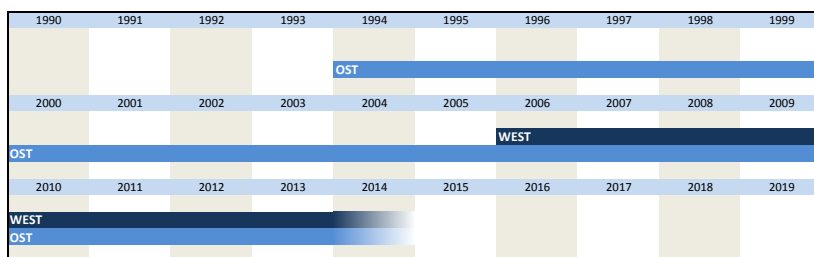
unfavourable weather [1]

Further information

Unfavourable weather

No inquiry in May 1992

Time span of variable



No.	Name	Label	Survey period	Survey frequency
3.11)	othrea	other reasons	East 01/1991 to 01/2006 East and West since 04/2006	monthly survey Jan, Apr, Jul, Oct

Wording of question

since 01/1991

Our sales activity is currently constrained.
If yes, by

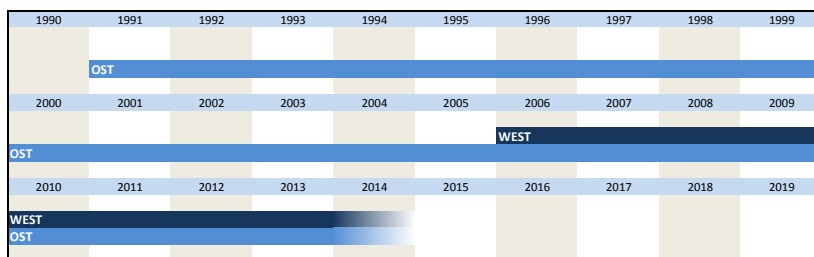
other reasons, namely [1]

Further information

Other reasons

No inquiry in May 1992

Time span of variable



No.	Name	Label	Survey period	Survey frequency
3.12)	credit	credit allocation	West 06/2003 to 08/2005 East and West since 03/2006 East and West since 11/2008	Mrch, Aug* Mrch, Aug monthly survey

Wording of question

since 06/2003

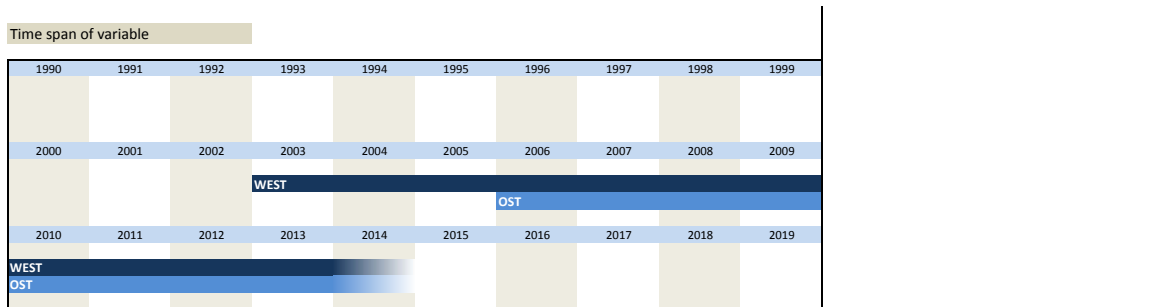
How do you evaluate the willingness of banks to grant loans to businesses?

accommodating [1]
normal/usual [2]
reserved/ restrictive [3]

Further information

Credit allocation

*in 2003: June, August



No.	Name	Label	Survey period	Survey frequency
3.13)	fairxh	exhibitor at an international specialized fair	East and West 06/2012	once

Wording of question

06/2012	Further information
<p>Is your company represented as an exhibitor at an international specialized fair?</p> <p>yes [1] <input type="checkbox"/> no [2] <input type="checkbox"/></p>	Exhibitor at an international specialized fair
<p>Time span of variable</p>	

No.	Name	Label	Survey period	Survey frequency
3.14)	fairxh_g	exhibitor at an international specialized fair in Germany	East and West 06/2012	once

Wording of question

06/2012	Further information
<p>Is your company represented as an exhibitor at an international specialized fair?</p> <p>[...]</p> <p>If yes, at international specialized fairs</p> <p>- in Germany [1] <input type="checkbox"/></p>	Exhibitor at an international specialized fair in Germany
<p>Time span of variable</p>	

No.	Name	Label	Survey period	Survey frequency
3.15)	fairxh_e	exhibitor at an international specialized fair in a foreign European country	East and West 06/2012	once

Wording of question

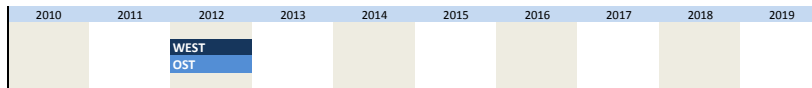
06/2012	Further information
<p>Is your company represented as an exhibitor at an international specialized fair?</p> <p>[...]</p> <p>If yes, at international specialized fairs</p> <p>- in a foreign European country [1] <input type="checkbox"/></p>	Exhibitor at an international specialized fair in a foreign European country
<p>Time span of variable</p>	

No.	Name	Label	Survey period	Survey frequency
3.16)	fairxh_ne	exhibitor at an international specialized fair in a country outside Europe	East and West 06/2012	once

Wording of question

<p>06/2012</p> <p>Is your company represented as an exhibitor at an international specialized fair?</p> <p>[...]</p> <p>If yes, at international specialized fairs</p> <p>- in a country outside of Europe [1] <input type="text"/></p>	<p>Further information</p> <p>Exhibitor at an international specialized fair in a country outside of Europe</p>
---	---

Time span of variable

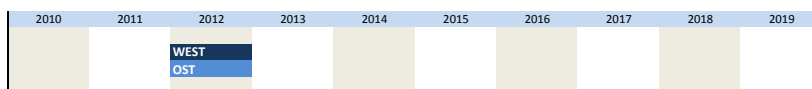


No.	Name	Label	Survey period	Survey frequency
3.17)	fairhexp	exhibitor at an international specialized fair during next 2-3 years	East and West 06/2012	once

Wording of question

<p>06/2012</p> <p>Is your company going to be represented as an Exhibitor at an international specialized fair during the next 2-3 years?</p> <p>yes [1] <input type="text"/> no [2] <input type="text"/></p>	<p>Further information</p> <p>Exhibitor at an international specialized fair during the next 2-3 years</p>
---	--

Time span of variable

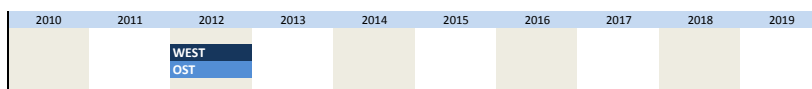


No.	Name	Label	Survey period	Survey frequency
3.18)	fairhexp_g	exhibitor at an international specialized fair in Germany during next 2-3 years	East and West 06/2012	once

Wording of question

<p>06/2012</p> <p>Is your company going to be represented as an Exhibitor at an international specialized fair during the next 2-3 years?</p> <p>[...]</p> <p>If yes, at international specialized fairs</p> <p>- in Germany [1] <input type="text"/></p>	<p>Further information</p> <p>Exhibitor at an international specialized fair in Germany during the next 2-3 years</p>
---	---

Time span of variable




No.	Name	Label	Survey period	Survey frequency
3.19)	fairhexp_e	exhibitor at an international specialized fair in a foreign European country during next 2-3 years	East and West 06/2012	once

Wording of question

<p>06/2012</p> <p>Is your company going to be represented as an Exhibitor at an international specialized fair during the next 2-3 years?</p> <p>[...]</p> <p>If yes, at international specialized fairs</p> <p>- in a foreign European country [1] <input type="text"/></p>	<p>Further information</p> <p>Exhibitor at an international specialized fair in a foreign European country during the next 2-3 years</p>
--	--

Time span of variable



No.	Name	Label	Survey period	Survey frequency
3.20)	fairhexp_ne	exhibitor at an international specialized fair in a country outside Europe during next 2-3 years	East and West 06/2012	once

Wording of question

<p>06/2012</p> <p>Is your company going to be represented as an Exhibitor at an international specialized fair during the next 2-3 years?</p> <p>[...]</p> <p>If yes, at international specialized fairs</p> <p style="text-align: center;">- in a country outside of Europe [1] <input type="text"/></p>	<p>Further information</p> <p>Exhibitor at an international specialized fair in a country outside of Europe during the next 2-3 years</p>																														
<p>Time span of variable</p> <table border="1" style="width: 100%; text-align: center;"> <thead> <tr> <th>2010</th> <th>2011</th> <th>2012</th> <th>2013</th> <th>2014</th> <th>2015</th> <th>2016</th> <th>2017</th> <th>2018</th> <th>2019</th> </tr> </thead> <tbody> <tr> <td style="background-color: #e0e0e0;"></td> <td style="background-color: #e0e0e0;"></td> <td style="background-color: #e0e0e0;">WEST</td> <td style="background-color: #e0e0e0;"></td> <td style="background-color: #e0e0e0;"></td> <td style="background-color: #e0e0e0;"></td> <td style="background-color: #e0e0e0;"></td> <td style="background-color: #e0e0e0;"></td> <td style="background-color: #e0e0e0;"></td> <td style="background-color: #e0e0e0;"></td> </tr> <tr> <td style="background-color: #e0e0e0;"></td> <td style="background-color: #e0e0e0;"></td> <td style="background-color: #e0e0e0;">OST</td> <td style="background-color: #e0e0e0;"></td> <td style="background-color: #e0e0e0;"></td> <td style="background-color: #e0e0e0;"></td> <td style="background-color: #e0e0e0;"></td> <td style="background-color: #e0e0e0;"></td> <td style="background-color: #e0e0e0;"></td> <td style="background-color: #e0e0e0;"></td> </tr> </tbody> </table>		2010	2011	2012	2013	2014	2015	2016	2017	2018	2019			WEST										OST							
2010	2011	2012	2013	2014	2015	2016	2017	2018	2019																						
		WEST																													
		OST																													

No.	Name	Label	Survey period	Survey frequency
3.21)	flight_ger	Importance of flight connections in Germany	East and West 03/2013	once

Wording of question

<p>03/2013</p> <p>How important for your company is a flight connection in</p> <p>Germany</p> <p style="text-align: center;"> very important [1] important [2] less important [3] unimportant [4] <input type="text"/> <input type="text"/> <input type="text"/> <input type="text"/> </p>	<p>Further information</p> <p>Importance of flight connections in Germany</p>																														
<p>Time span of variable</p> <table border="1" style="width: 100%; text-align: center;"> <thead> <tr> <th>2010</th> <th>2011</th> <th>2012</th> <th>2013</th> <th>2014</th> <th>2015</th> <th>2016</th> <th>2017</th> <th>2018</th> <th>2019</th> </tr> </thead> <tbody> <tr> <td style="background-color: #e0e0e0;"></td> <td style="background-color: #e0e0e0;"></td> <td style="background-color: #e0e0e0;"></td> <td style="background-color: #e0e0e0;">WEST</td> <td style="background-color: #e0e0e0;"></td> <td style="background-color: #e0e0e0;"></td> <td style="background-color: #e0e0e0;"></td> <td style="background-color: #e0e0e0;"></td> <td style="background-color: #e0e0e0;"></td> <td style="background-color: #e0e0e0;"></td> </tr> <tr> <td style="background-color: #e0e0e0;"></td> <td style="background-color: #e0e0e0;"></td> <td style="background-color: #e0e0e0;"></td> <td style="background-color: #e0e0e0;">OST</td> <td style="background-color: #e0e0e0;"></td> <td style="background-color: #e0e0e0;"></td> <td style="background-color: #e0e0e0;"></td> <td style="background-color: #e0e0e0;"></td> <td style="background-color: #e0e0e0;"></td> <td style="background-color: #e0e0e0;"></td> </tr> </tbody> </table>		2010	2011	2012	2013	2014	2015	2016	2017	2018	2019				WEST										OST						
2010	2011	2012	2013	2014	2015	2016	2017	2018	2019																						
			WEST																												
			OST																												

No.	Name	Label	Survey period	Survey frequency
3.22)	flight_eur	Importance of flight connections in Europe	East and West 03/2013	once

Wording of question

<p>03/2013</p> <p>How important for your company is a flight connection in</p> <p>Europe</p> <p style="text-align: center;"> very important [1] important [2] less important [3] unimportant [4] <input type="text"/> <input type="text"/> <input type="text"/> <input type="text"/> </p>	<p>Further information</p> <p>Importance of flight connections in Europe</p>																														
<p>Time span of variable</p> <table border="1" style="width: 100%; text-align: center;"> <thead> <tr> <th>2010</th> <th>2011</th> <th>2012</th> <th>2013</th> <th>2014</th> <th>2015</th> <th>2016</th> <th>2017</th> <th>2018</th> <th>2019</th> </tr> </thead> <tbody> <tr> <td style="background-color: #e0e0e0;"></td> <td style="background-color: #e0e0e0;"></td> <td style="background-color: #e0e0e0;"></td> <td style="background-color: #e0e0e0;">WEST</td> <td style="background-color: #e0e0e0;"></td> <td style="background-color: #e0e0e0;"></td> <td style="background-color: #e0e0e0;"></td> <td style="background-color: #e0e0e0;"></td> <td style="background-color: #e0e0e0;"></td> <td style="background-color: #e0e0e0;"></td> </tr> <tr> <td style="background-color: #e0e0e0;"></td> <td style="background-color: #e0e0e0;"></td> <td style="background-color: #e0e0e0;"></td> <td style="background-color: #e0e0e0;">OST</td> <td style="background-color: #e0e0e0;"></td> <td style="background-color: #e0e0e0;"></td> <td style="background-color: #e0e0e0;"></td> <td style="background-color: #e0e0e0;"></td> <td style="background-color: #e0e0e0;"></td> <td style="background-color: #e0e0e0;"></td> </tr> </tbody> </table>		2010	2011	2012	2013	2014	2015	2016	2017	2018	2019				WEST										OST						
2010	2011	2012	2013	2014	2015	2016	2017	2018	2019																						
			WEST																												
			OST																												

No.	Name	Label	Survey period	Survey frequency
3.23)	flight_world	Importance of flight connections worldwide	East and West 03/2013	once

Wording of question

<p>03/2013</p> <p>How important for your company is a flight connection in</p> <p>worldwide</p> <p style="text-align: center;"> very important [1] important [2] less important [3] unimportant [4] <input type="text"/> <input type="text"/> <input type="text"/> <input type="text"/> </p>	<p>Further information</p> <p>Importance of flight connections worldwide</p>
--	---

Time span of variable									
2010	2011	2012	2013	2014	2015	2016	2017	2018	2019
			WEST OST						

No.	Name	Label	Survey period	Survey frequency
3.24)	fambus	family business	East and West 02/2014	once

Wording of question

02/2014 D) For research purposes? Do you envision yourself as a family business? (This means a company whose voting capital is held predominately by one or more families that are connected) <input type="checkbox"/> yes[1] <input type="checkbox"/> no[2]	Further Information
--	---------------------

Time span of variable

1980	1981	1982	1983	1984	1985	1986	1987	1988	1989
1990	1991	1992	1993	1994	1995	1996	1997	1998	1999
2000	2001	2002	2003	2004	2005	2006	2007	2008	2009
2010	2011	2012	2013	2014	2015	2016	2017	2018	2019
				WEST EAST					

No.	Name	Label	Survey period	Survey frequency
3.25)	minim1	minimum wage q1	East and West 11/2014	once

Wording of question

11/2014 1. 01/01/2015 the general minimum wage policy will be implemented. Is your company affected by this? <input type="checkbox"/> yes[1] <input type="checkbox"/> no[2]	Further information
--	---------------------

Time span of variable

1980	1981	1982	1983	1984	1985	1986	1987	1988	1989
1990	1991	1992	1993	1994	1995	1996	1997	1998	1999
2000	2001	2002	2003	2004	2005	2006	2007	2008	2009
2010	2011	2012	2013	2014	2015	2016	2017	2018	2019
				WEST EAST					

No.	Name	Label	Survey period	Survey frequency
3.26)	minim2	minimum wage q2	East and West 11/2014	once

Wording of question

11/2014 01/01/2015 the general minimum wage policy will be implemented. Is your company affected by this? <input type="checkbox"/> yes <input type="checkbox"/> no 2. If yes: With which measures will you likely react to the minimum wage?	Further information
--	---------------------

[1] No measures necessary or scheduled									
Time span of variable									
1980	1981	1982	1983	1984	1985	1986	1987	1988	1989
1990	1991	1992	1993	1994	1995	1996	1997	1998	1999
2000	2001	2002	2003	2004	2005	2006	2007	2008	2009
2010	2011	2012	2013	2014	2015	2016	2017	2018	2019
				WEST					
				EAST					

No.	Name	Label	Survey period	Survey frequency
3.27)	minim3	minimum wage q3	East and West 11/2014	once

Wording of question

<p>11/2014</p> <p>01/01/2015 the general minimum wage policy will be implemented. Is your company affected by this?</p> <p><input type="checkbox"/> yes <input type="checkbox"/> no</p> <p>2. If yes: With which measures will you likely react to the minimum wage?</p> <p><input type="checkbox"/> [1] personnel cuts</p>	Further information
--	---------------------

Time span of variable									
1980	1981	1982	1983	1984	1985	1986	1987	1988	1989
1990	1991	1992	1993	1994	1995	1996	1997	1998	1999
2000	2001	2002	2003	2004	2005	2006	2007	2008	2009
2010	2011	2012	2013	2014	2015	2016	2017	2018	2019
				WEST					
				EAST					

No.	Name	Label	Survey period	Survey frequency
3.28)	minim4	minimum wage q4	East and West 11/2014	once

Wording of question

<p>11/2014</p> <p>01/01/2015 the general minimum wage policy will be implemented. Is your company affected by this?</p> <p><input type="checkbox"/> yes <input type="checkbox"/> no</p> <p>2. If yes: With which measures will you likely react to the minimum wage?</p> <p><input type="checkbox"/> [1] reduction of working hours</p>	Further information
--	---------------------

Time span of variable									
1980	1981	1982	1983	1984	1985	1986	1987	1988	1989
1990	1991	1992	1993	1994	1995	1996	1997	1998	1999
2000	2001	2002	2003	2004	2005	2006	2007	2008	2009

2010	2011	2012	2013	2014	2015	2016	2017	2018	2019
				WEST EAST					

No.	Name	Label	Survey period	Survey frequency
-----	------	-------	---------------	------------------

3.29)	minim5	minimum wage q5	East and West 11/2014	once
-------	--------	-----------------	-----------------------	------

Wording of question

<p>11/2014</p> <p>01/01/2015 the general minimum wage policy will be implemented. Is your company affected by this?</p> <p><input type="checkbox"/> yes <input type="checkbox"/> no</p> <p>2. If yes: With which measures will you likely react to the minimum wage?</p> <p><input type="checkbox"/> [1] increase in prices</p>	Further information
--	---------------------

Time span of variable

1980	1981	1982	1983	1984	1985	1986	1987	1988	1989
1990	1991	1992	1993	1994	1995	1996	1997	1998	1999
2000	2001	2002	2003	2004	2005	2006	2007	2008	2009
2010	2011	2012	2013	2014	2015	2016	2017	2018	2019
				WEST EAST					

No.	Name	Label	Survey period	Survey frequency
-----	------	-------	---------------	------------------

3.30)	minim6	minimum wage q6	East and West 11/2014	once
-------	--------	-----------------	-----------------------	------

Wording of question

<p>11/2014</p> <p>01/01/2015 the general minimum wage policy will be implemented. Is your company affected by this?</p> <p><input type="checkbox"/> yes <input type="checkbox"/> no</p> <p>2. If yes: With which measures will you likely react to the minimum wage?</p> <p><input type="checkbox"/> [1] reduction of investment</p>	Further information
---	---------------------

Time span of variable

1980	1981	1982	1983	1984	1985	1986	1987	1988	1989
1990	1991	1992	1993	1994	1995	1996	1997	1998	1999
2000	2001	2002	2003	2004	2005	2006	2007	2008	2009
2010	2011	2012	2013	2014	2015	2016	2017	2018	2019
				WEST EAST					

No.	Name	Label	Survey period	Survey frequency
-----	------	-------	---------------	------------------

3.31)	minim7	minimum wage q7	East and West 11/2014	once
-------	--------	-----------------	-----------------------	------

Wording of question

<p>11/2014</p> <p>01/01/2015 the general minimum wage policy will be implemented.</p>	Further information
---	---------------------

Is your company affected by this?

yes no

2. If yes: With which measures will you likely react to the minimum wage?

[1] reduction of special payments

Time span of variable

1980	1981	1982	1983	1984	1985	1986	1987	1988	1989
1990	1991	1992	1993	1994	1995	1996	1997	1998	1999
2000	2001	2002	2003	2004	2005	2006	2007	2008	2009
2010	2011	2012	2013	2014	2015	2016	2017	2018	2019

WEST
EAST

No.	Name	Label	Survey period	Survey frequency
-----	------	-------	---------------	------------------

3.32)	minim8	minimum wage q8	East and West 11/2014	once
-------	--------	-----------------	-----------------------	------

Wording of question

11/2014

01/01/2015 the general minimum wage policy will be implemented.
Is your company affected by this?

yes no

2. If yes: With which measures will you likely react to the minimum wage?

[1] other

Further information

Time span of variable

1980	1981	1982	1983	1984	1985	1986	1987	1988	1989
1990	1991	1992	1993	1994	1995	1996	1997	1998	1999
2000	2001	2002	2003	2004	2005	2006	2007	2008	2009
2010	2011	2012	2013	2014	2015	2016	2017	2018	2019

WEST
EAST

4. Standard questions for department stores in percentage

No.	Name	Label	Survey period	Survey frequency
-----	------	-------	---------------	------------------

4.1)	questpercansw11	% to statebus good	West 01/1990 to 01/2006	monthly survey
------	-----------------	--------------------	-------------------------	----------------

Time span of variable

1990	1991	1992	1993	1994	1995	1996	1997	1998	1999
2000	2001	2002	2003	2004	2005	2006	2007	2008	2009

WEST

Further information

Percentage of department stores that appraise the state of business "good" see 2.1) statebus

No.	Name	Label	Survey period	Survey frequency
-----	------	-------	---------------	------------------

4.2)	questpercansw12	% to statebus satisfiable	West 01/1990 to 01/2006	monthly survey
------	-----------------	---------------------------	-------------------------	----------------

Time span of variable

1990	1991	1992	1993	1994	1995	1996	1997	1998	1999
------	------	------	------	------	------	------	------	------	------

Further information

WEST										Percentage of department stores that appraise the state of business "satisfiable" see 2.1) statebus
2000	2001	2002	2003	2004	2005	2006	2007	2008	2009	
WEST										

No.	Name	Label	Survey period	Survey frequency
-----	------	-------	---------------	------------------

4.3) questpercansw13 % to statebus bad West 01/1990 to 01/2006 monthly survey

Time span of variable

1990	1991	1992	1993	1994	1995	1996	1997	1998	1999	Further information Percentage of department stores that appraise the state of business "bad" see 2.1) statebus
WEST										
2000	2001	2002	2003	2004	2005	2006	2007	2008	2009	
WEST										

No.	Name	Label	Survey period	Survey frequency
-----	------	-------	---------------	------------------

4.4) questpercansw21 % to busvoly higher West 01/1990 to 01/2006 monthly survey

Time span of variable

1990	1991	1992	1993	1994	1995	1996	1997	1998	1999	Further information Percentage of department stores whose business volume is "higher" than last year see 2.2) busvoly
WEST										
2000	2001	2002	2003	2004	2005	2006	2007	2008	2009	
WEST										

No.	Name	Label	Survey period	Survey frequency
-----	------	-------	---------------	------------------

4.5) questpercansw22 % to busvoly as high as last year West 01/1990 to 01/2006 monthly survey

Time span of variable

1990	1991	1992	1993	1994	1995	1996	1997	1998	1999	Further information Percentage of department stores whose business volume is "about the same" compared to last year see 2.2) busvoly
WEST										
2000	2001	2002	2003	2004	2005	2006	2007	2008	2009	
WEST										

No.	Name	Label	Survey period	Survey frequency
-----	------	-------	---------------	------------------

4.6) questpercansw23 % to busvoly lower West 01/1990 to 01/2006 monthly survey

Time span of variable

1990	1991	1992	1993	1994	1995	1996	1997	1998	1999	Further information Percentage of department stores whose business volume is "lower" than last year see 2.2) busvoly
WEST										
2000	2001	2002	2003	2004	2005	2006	2007	2008	2009	
WEST										

No.	Name	Label	Survey period	Survey frequency
-----	------	-------	---------------	------------------

4.7) questpercansw31 % to busvolm higher West 01/1990 to 01/2002 monthly survey

Time span of variable

1990	1991	1992	1993	1994	1995	1996	1997	1998	1999	Further information Percentage of department stores whose business volume is "higher" than previous month see 2.3) busvolm
WEST										
2000	2001	2002	2003	2004	2005	2006	2007	2008	2009	
WEST										

No.	Name	Label	Survey period	Survey frequency
-----	------	-------	---------------	------------------

4.8) questpercansw32 % to busvolm as high as last year West 01/1990 to 01/2002 monthly survey

Time span of variable

1990	1991	1992	1993	1994	1995	1996	1997	1998	1999	Further information
WEST										Percentage of department stores whose business volume is "about the same" compared to previous month see 2.3) busvolm
2000	2001	2002	2003	2004	2005	2006	2007	2008	2009	
WEST										

No.	Name	Label	Survey period	Survey frequency
-----	------	-------	---------------	------------------

4.9) questpercansw33 % to busvolm lower West 01/1990 to 01/2002 monthly survey

Time span of variable

1990	1991	1992	1993	1994	1995	1996	1997	1998	1999	Further information
WEST										Percentage of department stores whose business volume is "lower" than previous month see 2.3) busvolm
2000	2001	2002	2003	2004	2005	2006	2007	2008	2009	
WEST										

No.	Name	Label	Survey period	Survey frequency
-----	------	-------	---------------	------------------

4.10) questpercansw41 % to feedst insufficient West 01/1990 to 01/2006 monthly survey

Time span of variable

1990	1991	1992	1993	1994	1995	1996	1997	1998	1999	Further information
WEST										Percentage of department stores appraising their feedstock "insufficient" see 2.4) feedst
2000	2001	2002	2003	2004	2005	2006	2007	2008	2009	
WEST										

No.	Name	Label	Survey period	Survey frequency
-----	------	-------	---------------	------------------

4.11) questpercansw42 % to feedst satisfiable West 01/1990 to 01/2006 monthly survey

Time span of variable

1990	1991	1992	1993	1994	1995	1996	1997	1998	1999	Further information
WEST										Percentage of department stores appraising their feedstock "satisfiable" see 2.4) feedst
2000	2001	2002	2003	2004	2005	2006	2007	2008	2009	
WEST										

No.	Name	Label	Survey period	Survey frequency
-----	------	-------	---------------	------------------

4.12) questpercansw43 % to feedst too much West 01/1990 to 01/2006 monthly survey

Time span of variable

1990	1991	1992	1993	1994	1995	1996	1997	1998	1999	Further information
WEST										Percentage of department stores appraising their feedstock "too much" see 2.4) feedst
2000	2001	2002	2003	2004	2005	2006	2007	2008	2009	
WEST										

No.	Name	Label	Survey period	Survey frequency
-----	------	-------	---------------	------------------

4.13) questpercansw51 % to prvpv increased West 01/1990 to 01/2006 monthly survey

Time span of variable

1990	1991	1992	1993	1994	1995	1996	1997	1998	1999	Further information
WEST										Percentage of department stores that "increased" their prices compared to previous month see 2.5) prvpv
2000	2001	2002	2003	2004	2005	2006	2007	2008	2009	
WEST										

No.	Name	Label	Survey period	Survey frequency
-----	------	-------	---------------	------------------

4.14) questpercansw52 % to prvpv not changed West 01/1990 to 01/2006 monthly survey

Time span of variable

1990	1991	1992	1993	1994	1995	1996	1997	1998	1999	Further information
WEST										Percentage of department stores that have "not changed" their prices compared to last month see 2.5) prvpm
2000	2001	2002	2003	2004	2005	2006	2007	2008	2009	
WEST										

No.	Name	Label	Survey period	Survey frequency
4.15)	questpercansw53	% to prvpm decreased	West 01/1990 to 01/2006	monthly survey

Time span of variable

1990	1991	1992	1993	1994	1995	1996	1997	1998	1999	Further information
WEST										Percentage of department stores that "lowered" their prices compared to last month see 2.5) prvpm
2000	2001	2002	2003	2004	2005	2006	2007	2008	2009	
WEST										

No.	Name	Label	Survey period	Survey frequency
4.16)	questpercansw61	% to exppr increasing	West 01/1990 to 01/2006	monthly survey

Time span of variable

1990	1991	1992	1993	1994	1995	1996	1997	1998	1999	Further information
WEST										Percentage of department stores that expect "increasing" prices see 2.6) exppr
2000	2001	2002	2003	2004	2005	2006	2007	2008	2009	
WEST										

No.	Name	Label	Survey period	Survey frequency
4.17)	questpercansw62	% to exppr not changing	West 01/1990 to 01/2006	monthly survey

Time span of variable

1990	1991	1992	1993	1994	1995	1996	1997	1998	1999	Further information
WEST										Percentage of department stores that expect prices to "stay about the same" see 2.6) exppr
2000	2001	2002	2003	2004	2005	2006	2007	2008	2009	
WEST										

No.	Name	Label	Survey period	Survey frequency
4.18)	questpercansw63	% to exppr decreasing	West 01/1990 to 01/2006	monthly survey

Time span of variable

1990	1991	1992	1993	1994	1995	1996	1997	1998	1999	Further information
WEST										Percentage of department stores that expect "decreasing" prices see 2.6) exppr
2000	2001	2002	2003	2004	2005	2006	2007	2008	2009	
WEST										

No.	Name	Label	Survey period	Survey frequency
4.19)	questpercansw71	% to ords raising	West 01/1990 to 01/2006	monthly survey

Time span of variable

1990	1991	1992	1993	1994	1995	1996	1997	1998	1999	Further information
WEST										Percentage of department stores that "increased" their orders compared to last year see 2.7) ords
2000	2001	2002	2003	2004	2005	2006	2007	2008	2009	
WEST										

No.	Name	Label	Survey period	Survey frequency
-----	------	-------	---------------	------------------

4.20) **questpercansw72** % to ords not changing West 01/1990 to 01/2006 monthly survey

Time span of variable

1990	1991	1992	1993	1994	1995	1996	1997	1998	1999	Further information
WEST										Percentage of department stores that have " not changed " their orders compared to last year see 2.7) ords
2000	2001	2002	2003	2004	2005	2006	2007	2008	2009	
WEST										

No. Name Label Survey period Survey frequency

4.21) **questpercansw73** % to ords falling West 01/1990 to 01/2006 monthly survey

Time span of variable

1990	1991	1992	1993	1994	1995	1996	1997	1998	1999	Further information
WEST										Percentage of department stores that " decreased " their orders compared to last year see 2.7) ords
2000	2001	2002	2003	2004	2005	2006	2007	2008	2009	
WEST										

No. Name Label Survey period Survey frequency

4.22) **questpercansw81** % to busdevw more favourable West 01/1990 to 01/2006 monthly survey

Time span of variable

1990	1991	1992	1993	1994	1995	1996	1997	1998	1999	Further information
WEST										Percentage of department stores that evaluate their business development as " more favourable " see 2.8) busdevw
2000	2001	2002	2003	2004	2005	2006	2007	2008	2009	
WEST										

No. Name Label Survey period Survey frequency

4.23) **questpercansw82** % to busdevw not changing West 01/1990 to 01/2006 monthly survey

Time span of variable

1990	1991	1992	1993	1994	1995	1996	1997	1998	1999	Further information
WEST										Percentage of department stores that evaluate their business development as " staying about the same " see 2.8) busdevw
2000	2001	2002	2003	2004	2005	2006	2007	2008	2009	
WEST										

No. Name Label Survey period Survey frequency

4.24) **questpercansw83** % to busdevw more unfavourable West 01/1990 to 01/2006 monthly survey

Time span of variable

1990	1991	1992	1993	1994	1995	1996	1997	1998	1999	Further information
WEST										Percentage of department stores that evaluate their business development as " less favourable " see 2.8) busdevw
2000	2001	2002	2003	2004	2005	2006	2007	2008	2009	
WEST										