



## **List of Variables**

# **Innovation Survey**

**Data: 1982-2015**

**As of November 2016**

Contents  
Description of Variables

Pages 1-14  
Pages 15-263

LMU-ifo Economics & Business Data Center (EBDC)

Poschingerstr. 5  
81679 München

## 1. Identification variables

No.	Name	Label	German description
1.1)	plantnum	KT and INNO information containing id	11-stellige Identifikationsnummer
1.2)	idnum	KT and INNO firm adressfile id, 7 digits	Firmenidentifikationsnummer
1.3)	gk	size range	Beschäftigungsgrößenklasse
1.4)	land	federal state (ifo code)	Bundesland entsprechend ifo-Codierung
1.5)	year	year	Erhebungsjahr
1.6)	nace	industry sector, NACE code (wz93)	Branchenerkennung nach Nace Codierung (WZ93)
1.7)	waehr	currency DM - EUR	Währung DM - EUR
1.8)	westost	western / eastern	Unterscheidet zwischen West- and Easterhebung

## 2. General information

No.	Name	Label	German description
2.1)	umsatz	total revenue in above-mentioned product line	Umsatz im o.g. Erzeugnisbereich
2.2)	beszn	percentage increase in number of employees last 5 years	Zunahme des Beschäftigungsstandes letzte 5 Jahre in %
2.3)	umszn	percentage increase in total revenue last 5 years	Zunahme des Umsatzes letzte 5 Jahre in %
2.4)	beskv	unchanged number of employees last 5 years	no change des Beschäftigungsstandes letzte 5 Jahre
2.5)	umskv	unchanged total revenue last 5 years	no change des Umsatzes letzte 5 Jahre
2.6)	besan	percentage decrease in number of employees last 5 years	Abnahme des Beschäftigungsstandes letzte 5 Jahre in %
2.7)	umsan	percentage decrease in total revenue last 5 years	Abnahme des Umsatzes letzte 5 Jahre in %
2.8)	exp1	share of exports w.r.t. product line	Anteil der Exporte bzgl. o.g. Erzeugnisbereich
2.9)	exp2	share of exports w.r.t. whole company	Anteil der Exporte bzgl. des gesamten Unternehmens
2.10)	noexp	no exports	Keine Exporte
2.11)	bs_fue	number of employees in R&D	Anzahl der Beschäftigten in FuE
2.12)	bs_dokt	share of employees with doctor's degree (product line)	Anteil Beschäftigte mit Dokortitel
2.13)	bs_dokt_fue	share of employees in R&D with doctor's degree	Anteil Beschäftigte in FuE mit Dokortitel
2.14)	bs_fhtechn	share of employees with university degree, technical	Anteil Beschäftigte mit Hochschulabschluss, technisch
2.15)	bs_fhtechn_fue	share of employees in R&D with university degree, technical	Anteil Beschäftigte in FuE mit Hochschulabschluss, technisch
2.16)	bs_fhgeist	share of employees with university degree, social science	Anteil Beschäftigte mit Hochschulabschluss, geisteswissenschaftl.
2.17)	bs_fhgeist_fue	share of employees in R&D with university degree, social science	Anteil Beschäftigte in FuE mit Hochschulabschluss, geisteswissenschaftl.
2.18)	bs_ausgeb	share of employees with professional education	Anteil Beschäftigte mit Berufsausbildung
2.19)	bs_ausgeb_fue	share of employees in R&D with professional education	Anteil Beschäftigte in FuE mit Berufsausbildung
2.20)	bs_azubi	share of apprentices w.r.t. product line	Anteil Azubis im o.g. Erzeugnisbereich
2.21)	bs_azubi_fue	share of apprentices in R&D	Anteil Azubis im FuE-Bereich
2.22)	bs_unqual	share of unskilled workers w.r.t. product line	Anteil Beschäftigte ohne abgeschlossene Berufsausbildung im o.g. Erzeugnisbereich
2.23)	bs_unqual_fue	share of unskilled workers in R&D	Anteil Beschäftigte ohne abgeschlossene Berufsausbildung in FuE
2.24)	antwpers1	main respondent of questionnaire: leading position in R&D	Hauptauskunftsperson für Fragebogen: Leitende Position FuE
2.25)	antwpers2	main respondent of questionnaire: leading position in controlling	Hauptauskunftsperson für Fragebogen: Leitende Position Controlling
2.26)	antwpers3	main respondent of questionnaire: leading posit. in human resource management	Hauptauskunftsperson für Fragebogen: Leitende Position Personalwesen
2.27)	antwpers4	main respondent of questionnaire: management	Hauptauskunftsperson für Fragebogen: Management
2.28)	antwpers5	main respondent of questionnaire: employee in R&D	Hauptauskunftsperson für Fragebogen: Mitarbeiter FuE
2.29)	antwpers6	main respondent of questionnaire: employee in controlling	Hauptauskunftsperson für Fragebogen: Mitarbeiter Controlling
2.30)	antwpers7	main respondent of questionnaire: employee in human resource management	Hauptauskunftsperson für Fragebogen: Mitarbeiter Personalwesen
2.31)	antwpers8	main respondent of questionnaire: other position	Hauptauskunftsperson für Fragebogen: sonstige Position
2.32)	emppro	number of employees (from KT)	Im Unternehmen beschäftigte Personen (aus KT übertragen)
2.33)	emppro2	number of employees in production (from KT)	Produktionsbeschäftigte für XY (aus KT übertragen)
2.34)	degrac	share of employees with academic degree	Anteil der Beschäftigten mit Hochschulabschluss
2.35)	aku1	characterisation of company: independent	Unser Unternehmen ist: selbstständig
2.36)	aku2	characterisation of company: part of a group	Unser Unternehmen ist: Teil einer Unternehmensgruppe
2.37)	aku3	characterisation of company: parent company	Unser Unternehmens ist: Mutterunternehmen
2.38)	aku4	characterisation of company: subsidiary	Unser Unternehmens ist: Tochterunternehmen
2.39)	aku5	characterisation of company: affiliated	Unser Unternehmens ist: Schwesterunternehmen

## 3. Innovationen

### 3.1 Innovation activities in the year under review

#### 3.1.1 No innovation activities

No.	Name	Label	German description
3.1.1.1)	no_inno1	no innovations, because not necessary	Keine Innovationen, weil nicht erforderlich
3.1.1.2)	no_inno2	no innovations, due to obstacles	Keine Innovationen, aufgrund von Hemmnissen

#### 3.1.2 Product innovations

No.	Name	Label	German description
3.1.2.1)	pdin1	product innovations introduced	Produktinnovationen eingeführt
3.1.2.2)	pdin1a1	product innovations introduced (retaining production technology)	Produktinnovationen eingeführt unter Beibehaltung der Produktionstechnik
3.1.2.3)	pdin1a2	number of introduced product innovations (retaining production technology)	Anzahl der neuen Produkte, eingeführt unter Beibehaltung der Produktionstechnik
3.1.2.4)	pdin1b1	product innovations introduced (altering production technology)	Produktinnovationen eingeführt unter Änderung der Produktionstechnik
3.1.2.5)	pdin1b2	number of introduced product innovations (altering production technology)	Anzahl der neuen Produkte, eingeführt unter Änderung der Produktionstechnik
3.1.2.6)	pdin2	product innovations started	Produktinnovationen begonnen bzw. noch nicht abgeschlossen
3.1.2.7)	pdin2a	product innovations started (retaining production technology)	Produktinnovationen begonnen unter Beibehaltung der Produktionstechnik
3.1.2.8)	pdin2b	product innovations started (altering production technology)	Produktinnovationen begonnen unter Änderung der Produktionstechnik
3.1.2.9)	pdin3	product innovations cancelled	Produktinnovationen abgebrochen

3.1.2.10)	pdin3a	product innovations cancelled (retaining production technology)	Produktinnovationen abgebrochen unter Beibehaltung der Produktionstechnik
3.1.2.11)	pdin3b	product innovations cancelled (altering production technology)	Produktinnovationen abgebrochen unter Änderung der Produktionstechnik
3.1.2.12)	pdin4e	ext. research required for product innovations	Eingeführte Innovationen erforderten externe Forschung
3.1.2.13)	pdin4ea	ext. research required for product innovations (retaining prod. technology)	Eingeführte Innovationen erforderten ext. Forschung - unter Beibehaltung der Produktionstechnik
3.1.2.14)	pdin4eb	ext. research required for product innovations (altering prod. technology)	Eingeführte Innovationen erforderten ext. Forschung - unter Änderung der Produktionstechnik
3.1.2.15)	pdin4i	int. research required for product innovations	Eingeführte Innovationen erforderten interne Forschung
3.1.2.16)	pdin4ia	int. research required for product innovations (retaining prod. technology)	Eingeführte Innovationen erforderten int. Forschung - unter Beibehaltung der Produktionstechnik
3.1.2.17)	pdin4ib	int. research required for product innovations (altering prod. technology)	Eingeführte Innovationen erforderten int. Forschung - unter Änderung der Produktionstechnik
3.1.2.18)	pdin5e	ext. experimental dev. required for product innovations	Eingeführte Innovationen erforderten externe experimentelle Entwicklung
3.1.2.19)	pdin5ea	ext. experimental dev. required for product inno. (retaining prod. technology)	Eingeführte Innovationen erforderten ext. experimentelle Entwicklung - unter Beibehaltung der Produktionstechnik
3.1.2.20)	pdin5eb	ext. experimental dev. required for product inno. (altering prod. technology)	Eingeführte Innovationen erforderten ext. experimentelle Entwicklung - unter Änderung der Produktionstechnik
3.1.2.21)	pdin5i	int. experimental dev. required for product innovations	Eingeführte Innovationen erforderten interne experimentelle Entwicklung
3.1.2.22)	pdin5ia	int. experimental dev. required for product innovations (retaining prod. tech.)	Eingeführte Innovationen erforderten int. experimentelle Entwicklung - unter Beibehaltung der Produktionstechnik
3.1.2.23)	pdin5ib	int. experimental dev. required for product inno. (altering prod. technology)	Eingeführte Innovationen erforderten int. experimentelle Entwicklung - unter Änderung der Produktionstechnik
3.1.2.24)	pdin6e	ext. construction required for product innovation	Eingeführte Innovationen erforderten externe Konstruktion
3.1.2.25)	pdin6ea	ext. construction required for product innovations (retaining prod. technology)	Eingeführte Innovationen erforderten ext. Konstruktion - unter Beibehaltung der Produktionstechnik
3.1.2.26)	pdin6eb	ext. construction required for product innovations (altering prod. technology)	Eingeführte Innovationen erforderten ext. Konstruktion - unter Änderung der Produktionstechnik
3.1.2.27)	pdin6i	int. construction required for innovations	Eingeführte Innovationen erforderten interne Konstruktion
3.1.2.28)	pdin6ia	int. construction required for product innovations (retaining prod. technology)	Eingeführte Innovationen erforderten int. Konstruktion - unter Beibehaltung der Produktionstechnik
3.1.2.29)	pdin6ib	int. construction required for product innovations (altering prod. technology)	Eingeführte Innovationen erforderten int. Konstruktion - unter Änderung der Produktionstechnik
3.1.2.30)	pdin7e	ext. product design required for product inno.	Eingeführte Innovationen erforderten externes Produktdesign
3.1.2.31)	pdin7ea	ext. product design required for product inno. (retaining prod. technology)	Eingeführte Innovationen erforderten ext. Produktdesign - unter Beibehaltung der Produktionstechnik
3.1.2.32)	pdin7eb	ext. product design required for product inno. (altering prod. technology)	Eingeführte Innovationen erforderten ext. Produktdesign - unter Änderung der Produktionstechnik
3.1.2.33)	pdin7i	int. product design required for product inno.	Eingeführte Innovationen erforderten internes Produktdesign
3.1.2.34)	pdin7ia	int. product design required for product inno. (retaining prod. technology)	Eingeführte Innovationen erforderten int. Produktdesign - unter Beibehaltung der Produktionstechnik
3.1.2.35)	pdin7ib	int. product design required for product inno. (altering prod. technology)	Eingeführte Innovationen erforderten int. Produktdesign - unter Änderung der Produktionstechnik
3.1.2.36)	pdin6_7ea	ext. construction & design required for product inno. (retaining prod. tech.)	Eingeführte Innovationen erforderten ext. Produktdesign & Konstruktion - unter Beibehaltung der Produktionstechnik
3.1.2.37)	pdin6_7eb	ext. construction & design required for product innovations (altering production technology)	Eingeführte Innovationen erforderten ext. Produktdesign & Konstruktion - unter Änderung der Produktionstechnik
3.1.2.38)	pdin6_7ia	int. construction & design required for product inno. (retaining prod. tech.)	Eingeführte Innovationen erforderten int. Produktdesign & Konstruktion - unter Beibehaltung der Produktionstechnik
3.1.2.39)	pdin6_7ib	int. construction & design required for product inno. (altering prod. tech.)	Eingeführte Innovationen erforderten int. Produktdesign & Konstruktion - unter Änderung der Produktionstechnik
3.1.2.40)	pdin8	licence obtained for product innovations	Lizenznahme erfolgt bei Innovationsprojekten
3.1.2.41)	pdin8a	licence obtained for product innovations (retaining prod. technology)	Lizenznahme erfolgt bei Innovationsprojekten - unter Beibehaltung der Produktionstechnik
3.1.2.42)	pdin8b	licence obtained for product innovations (altering prod. technology)	Lizenznahme erfolgt bei Innovationsprojekten - unter Änderung der Produktionstechnik
3.1.2.43)	pdin9	patent applications during product innovations	Anmeldung eigener Patente erfolgt bei Innovationsprojekten
3.1.2.44)	pdin9a	patent applications during product innovations (retaining prod. technology)	Anmeldung eigener Patente erfolgt bei Innovationsprojekten - unter Beibehaltung der Produktionstechnik
3.1.2.45)	pdin9b	patent applications during product innovations (altering prod. technology)	Anmeldung eigener Patente erfolgt bei Innovationsprojekten - unter Änderung der Produktionstechnik
3.1.2.46)	pdin10	registering of designs for product innovations	Eintragung von Gebrauchsmustern erfolgt bei Innovationsprojekten
3.1.2.47)	pdin10a	registering of designs for product innovations (retaining prod. technology)	Eintragung von Gebrauchsmustern erfolgt bei Innovationsprojekten - unter Beibehaltung der Produktionstechnik
3.1.2.48)	pdin10b	registering of designs for product innovations (altering prod. Technology)	Eintragung von Gebrauchsmustern erfolgt bei Innovationsprojekten - unter Änderung der Produktionstechnik

### 3.1.3 Process innovations

No.	Name	Label	German description
3.1.3.1)	pzin1	process innovations introduced	Prozessinnovationen eingeführt
3.1.3.2)	pzin1a	process innovations introduced in production (retaining product portfolio)	Prozessinnovationen eingeführt in Produktion unter Beibehaltung des Produktprogramms
3.1.3.3)	pzin1b	process innovations introduced in administration	Prozessinnovationen eingeführt in Büro and Verwaltung
3.1.3.4)	pzin2	process innovations started	Prozessinnovationen begonnen bzw. noch nicht abgeschlossen
3.1.3.5)	pzin2a	process innovations started in production (retaining product portfolio)	Prozessinnovationen begonnen in Produktion unter Beibehaltung des Produktprogramms
3.1.3.6)	pzin2b	process innovations started in administration	Prozessinnovationen begonnen in Büro and Verwaltung
3.1.3.7)	pzin3	process innovations cancelled	Prozessinnovationen abgebrochen
3.1.3.8)	pzin3a	process innovations cancelled in production (retaining product portfolio)	Prozessinnovationen abgebrochen in Produktion unter Beibehaltung des Produktprogramms
3.1.3.9)	pzin3b	process innovations cancelled in administration	Prozessinnovationen abgebrochen in Büro and Verwaltung
3.1.3.10)	pzin4e	ext. research required for process innovations	Externe Forschung erfordert für Prozessinnovationen
3.1.3.11)	pzin4i	int. research required for process innovations	Interne Forschung erfordert für Prozessinnovationen
3.1.3.12)	pzin5e	ext. experimental dev. required for process innovations	Externe experimentelle Entwicklung erfordert für Prozessinnovationen
3.1.3.13)	pzin5i	int. experimental dev. required for process innovations	Interne experimentelle Entwicklung erfordert für Prozessinnovationen
3.1.3.14)	pzin6e	ext. construction required for process innovations	Externe Konstruktion erfordert für Prozessinnovationen
3.1.3.15)	pzin6i	int. construction required for process innovations	Interne Konstruktion erfordert für Prozessinnovationen
3.1.3.16)	pzin8	licence obtained for process innovations	Lizenznahme erfolgt während Prozessinnovationen
3.1.3.17)	pzin9	patent applications during process innovations	Anmeldung eigener Patente erfolgt während Prozessinnovation
3.1.3.18)	pzin10	registering of designs for process innovations	Eintragung von Gebrauchsmustern erfolgt während Prozessinnovation

## 3.2 Goals of innovations

### 3.2.1 Product innovations

No.	Name	Label	German description
3.2.1.1)	ziel1	dev. of successive products for discontinued ones	Schaffung von Nachfolgeprodukten für auslaufende Produkte als Ziel
3.2.1.2)	ziel2	expansion of the product range within the main product line	Ausweitung der Produktpalette innerh. Erzeugnissschwerpunkt als Ziel
3.2.1.3)	ziel3	expansion of the product range beyond the main product line	Ausweitung der Produktpalette ausserh. Erzeugnissschwerpunkt als Ziel
3.2.1.4)	ziel4	maintenance of the market share	Erhaltung des Marktanteils als Ziel
3.2.1.5)	ziel14	increasing the market share	Erhöhung des Marktanteils als Ziel
3.2.1.6)	ziel5	entering new international markets	Erschließung neuer Märkte in intern. Hinsicht als Ziel
3.2.1.7)	ziel5_1	entering new national markets	Erschließung neuer nationaler Märkte als Ziel

3.2.1.8)	ziel5_2	entering new markets within the EC	Erschließung neuer Märkte innerhalb der EG als Ziel
3.2.1.9)	ziel5_3	entering new markets in North America	Erschließung neuer Märkte in Nordamerika als Ziel
3.2.1.10)	ziel5_4	entering new markets in Japan	Erschließung neuer Märkte in Japan als Ziel
3.2.1.11)	ziel5_5	entering new markets in other countries	Erschließung neuer Märkte in anderen Ländern als Ziel
3.2.1.12)	ziel6	entering new markets with respect to new target groups	Erschließung neuer Märkte: neue Zielgruppen als Ziel

### 3.2.2 Process innovations

No.	Name	Label	German description
3.2.2.1)	ziel7	increasing flexibility of production	Steigerung der Flexibilität der Produktion als Ziel
3.2.2.2)	ziel8	reduction of wage costs	Verringerung des Lohnkostenanteils als Ziel
3.2.2.3)	ziel9	reduction in material consumption	Senkung des Materialverbrauchs als Ziel
3.2.2.4)	ziel10	reduction in energy consumption	Senkung des Energieverbrauchs als Ziel
3.2.2.5)	ziel11	reduction in waste production	Verminderung des Ausschusses als Ziel
3.2.2.6)	ziel12	improvement of working conditions	Verbesserung der Arbeitsbedingungen als Ziel
3.2.2.7)	ziel13	reduction in environmental pollution	Verminderung von Umweltbelastungen als Ziel
3.2.2.8)	ziel15	reduction in product development costs	Senkung der Produktentwicklungskosten als Ziel
3.2.2.9)	ziel16	reduction of turnaround times	Verkürzung der Durchlaufzeiten
3.2.2.10)	ziel17	improvement in product quality	Verbesserung der Produktqualität als Ziel

### 3.3 Innovation expenditures

#### 3.3.1 Product innovations

No.	Name	Label	German description
3.3.1.1)	awpd	share of product inno. in total innovation expenditure	Anteil der Produktinnovationen an gesamten Innovationsaufwendungen
3.3.1.2)	awpda	share of product inno. (retaining prod. technology) in total inno. Expenditure	Anteil der Produktinnovationen - unter Beibehaltung der Produktionstechnik- an gesamten Innovationsaufwendungen
3.3.1.3)	awpdb	share of product inno. (altering prod. technology) in total inno. Expenditure	Anteil der Produktinnovationen - unter Änderung der Produktionstechnik- an gesamten Innovationsaufwendungen

#### 3.3.2 Process innovations

No.	Name	Label	German description
3.3.2.1)	awpz	share of process innovations in total innovation expenditure	Anteil der Prozessinnovationen an gesamten Innovationsaufwendungen
3.3.2.2)	awpza	share of expendit. for process innovations with same technology	Anteil Prozessinnovationen in Produktion - unter Beibehaltung des Produktprogramms - an g
3.3.2.3)	awpzb	share of innov. expenditures in: process innov. administration	Anteil Prozessinnovationen in Büro and Verwaltung an gesamten Innovationsaufwendungen

#### 3.3.3 Composition of innovation expenditures

No.	Name	Label	German description
3.3.3.1)	aw1	share of research in total innovation expenditures	Anteil der Forschung an Innovationsaufwendungen
3.3.3.2)	aw2	share of experimental dev. in total innovation expenditures	Anteil der experimentellen Entwicklung an Innovationsaufwendungen
3.3.3.3)	aw1_2_1	share of int. research & experimental dev. in total innovation expenditures	Anteil der internen Forschung and experimentellen Entwicklung an Innovationsaufwendungen
3.3.3.4)	aw1_2_2	share of ext. research & experimental dev. in total innovation expenditures	Anteil der externen Forschung and experimentellen Entwicklung an Innovationsaufwendungen
3.3.3.5)	aw3	share of construction in total innovation expenditures	Anteil der Konstruktion an Innovationsaufwendungen
3.3.3.6)	aw4	share of product design in total innovation expenditures	Anteil des Produktdesigns an Innovationsaufwendungen
3.3.3.7)	aw3_4	share of construction & product design in total innovation expenditures	Anteil von Konstruktion & Design an Innovationsaufwendungen
3.3.3.8)	aw5	share of patents, licences, registered designs in total innovation expenditures	Anteil von Patenten, Gebrauchsmustern, Lizenzen an Innovationsaufwendungen
3.3.3.9)	aw6	share of investment expenditure for prod. preparation in total inno. Expenditures	Anteil der Investitionsaufwendungen zur Produktionsvorbereitung für Produktinnovation an Innovationsaufwendungen
3.3.3.10)	aw7	share of other expend. for prod. preparation in total inno. Expenditures	Anteil der sonstigen Aufwendungen zur Produktionsvorbereitung für Produktinnovation an Innovationsaufwendungen
3.3.3.11)	aw8	share of distribution preparation in total innovation expenditures	Anteil der Absatzvorbereitung an Innovationsaufwendungen
3.3.3.12)	aw9	share of process innovations in production in total innovation expenditure	Anteil der Prozessinnovation für die Produktion an Innovationsaufwendungen
3.3.3.13)	aw10	share of process inno. in admin. in total inno. expend. (incl. rationalisation)	Anteil der Prozessinnovation in Büro and Verwaltung
3.3.3.14)	aw9_10	share of process inno. in prod. & administration in total inno. expenditure	Anteil der Prozessinnovation in Produktion and Verwaltung an Innovationsaufwendungen

#### 3.3.4 Total innovation expenditures

No.	Name	Label	German description
3.3.4.1)	awb1	total innovation expenditures with regard to product line	Innovationsaufwendungen für o.g. Erzeugnisbereich
3.3.4.2)	awb2	share of total innovation expenditures in total revenue	Innovationsaufwendungen in % vom Umsatz des o.g. Erzeugnisbereichs
3.3.4.3)	awb3	total innovation expenditures of the company	Innovationsaufwendungen für das gesamte Unternehmen
3.3.4.4)	awb4	share of innovation expenditures in total revenue of the whole company	Innovationsaufwendungen in % vom Gesamtumsatz des Unternehmens

### 3.4 Innovation impulses

No.	Name	Label	German description
3.4.1)	imp1	impulse for innovation by R&D (internal)	Innovationsimpulse durch Forschung and Entwicklung (intern)
3.4.2)	imp2	impulse for innovation by production & materials logistics (internal)	Innovationsimpulse durch Produktion & Materialwirtschaft (intern)
3.4.3)	imp3	impulse for innovation by marketing & product support (internal)	Innovationsimpulse durch Marketing & Produktbetreuung (intern)
3.4.4)	imp4	impulse for innovation by company suggestion system (internal)	Innovationsimpulse durch betriebliches Vorschlagswesen (intern)
3.4.5)	imp5	impulse for innovation by company management (internal)	Innovationsimpulse durch Firmenleitung (intern)
3.4.6)	imp6	impulse for innovation by joint company (external)	Innovationsimpulse durch verbundenes Unternehmen (extern)
3.4.7)	imp7	impulse for innovation by competitors (external)	Innovationsimpulse durch Konkurrenz (extern)
3.4.8)	imp8	impulse for innovation by suppliers (external)	Innovationsimpulse durch Lieferanten (extern)
3.4.9)	imp9	impulse for innovation by customers (external)	Innovationsimpulse durch Kunden (extern)
3.4.10)	imp10	impulse for innovation by specialist literature (external)	Innovationsimpulse durch Fachliteratur (extern)
3.4.11)	imp11	impulse for innovation by sciences (external)	Innovationsimpulse durch Wissenschaftsbereich (extern)

3.4.12)	imp12	impulse for innovation by technology transfer centers (external)	Innovationsimpulse durch Technologietransferstellen (extern)
3.4.13)	imp13	impulse for innovation by patent specifications (external)	Innovationsimpulse durch Patentschriften (extern)
3.4.14)	imp10_13	impulse for inno. by specialist literature & patent specifications(external)	Innovationsimpulse durch Fachliteratur & Patentschriften (extern)
3.4.15)	imp14	impulse for innovation by exhibitions (external)	Innovationsimpulse durch Messen, Kongresse etc. (extern)
3.4.16)	imp15	impulse for innovation by legislation (external)	Innovationsimpulse durch Gesetzgebung (extern)
3.4.17)	imp16	impulse for innovation by national R&D support programme (external)	Innovationsimpulse durch staatliche R&D-Förderprogramme (extern)
3.4.18)	imp17	impulse for innovation by intermediate producers (external)	Innovationsimpulse durch VorproduktHersteller (extern)
3.4.19)	imp18	impulse for innovation by producer of investment goods (external)	Innovationsimpulse durch Investitionsgüterhersteller (extern)
3.4.20)	imp19	impulse for innovation by specialist congress (external)	Innovationsimpulse durch Fachkongress (extern)
3.4.21)	imp20	impulse for innovation by public research institutes (external)	Innovationsimpulse durch öffentliche Forschungsinstitute (extern)
3.4.22)	imp21	impulse for innovation by private research institutes (external)	Innovationsimpulse durch private Forschungsinstitute (extern)
3.4.23)	imp22	impulse for innovation by universities (external)	Innovationsimpulse durch Hochschulen (extern)
3.4.24)	imp23	impulse for innovation by executive consultant (external)	Innovationsimpulse durch Unternehmensberater (extern)

### 3.5 Obstacles to innovations

#### Economic factors

No.	Name	Label	German description
3.5.1)	hemm1	obstacles to inno. due to: lacking equity capital	Innovationshemmnisse durch fehlendes Eigenkapital
3.5.2)	hemm2	obstacles to inno. due to: lacking external finance	Innovationshemmnisse durch fehlendes Fremdkapital
3.5.3)	hemm3	obstacles to inno. due to: too high innovation expenditures	Innovationshemmnisse durch zu hohen Aufwand
3.5.4)	hemm4	obstacles to inno. due to: too long payback period	Innovationshemmnisse durch zu lange Amortisationsdauer
3.5.5)	hemm5	obstacles to inno. due to: easy copying of new product	Innovationshemmnisse, da neues Produkt zu leicht kopierbar
3.5.6)	hemm22	obstacles to inno. due to: uncertain market dev.	Innovationshemmnisse, da Marktentwicklung zu unsicher

#### Innovation potential

No.	Name	Label	German description
3.5.7)	hemm6	obstacles to inno. due to: low innovation willingness of employees	Innovationshemmnisse durch zu geringe Innovationsbereitschaft der Mitarbeiter
3.5.8)	hemm7	obstacles to inno. due to: low innovation willingness of the works council	Innovationshemmnisse durch zu geringe Innovationsbereitschaft des Betriebsrats
3.5.9)	hemm8	obstacles to inno. due to: low innovation willingness of the management	Innovationshemmnisse durch zu geringe Innovationsbereitschaft der Führungskräfte
3.5.10)	hemm9	obstacles to inno. due to: organisational problems	Innovationshemmnisse durch Organisationsprobleme
3.5.11)	hemm10	obstacles to inno. due to: lack of qualified R&D staff	Innovationshemmnisse durch Mangel an Fachpersonal im R&D-Bereich
3.5.12)	hemm11	obstacles to inno. due to: lack of qualified production staff	Innovationshemmnisse durch Mangel an Fachpersonal in der Produktion
3.5.13)	hemm12	obstacles to inno. due to: lack of qualified sales staff	Innovationshemmnisse durch Mangel an Fachpersonal im Absatz
3.5.14)	hemm13	obstacles to inno. due to: lack of cooperation with other companies	Innovationshemmnisse durch unzureichende Kooperationsmöglichkeiten mit anderen Unternehmen
3.5.15)	hemm14	obstacles to inno. due to: lack in coop. willingness of customers and suppliers	Innovationshemmnisse durch mangelnde Kooperationsbereitschaft bei Lieferanten bzw. Kunden
3.5.16)	hemm15	obstacles to inno. due to: fully dev. Technology	Innovationshemmnisse durch ausgereiften Stand der Technik
3.5.17)	hemm16	obstacles to inno. due to: lack of information on ext. know-how	Innovationshemmnisse durch fehlende Informationen über extern vorhandenes Know-How
3.5.18)	hemm17	obstacles to inno. due to: difficulties in know-how supply	Innovationshemmnisse durch Schwierigkeiten bei der Beschaffung von externem Know-How
3.5.19)	hemm18	obstacles to inno. due to: difficulties in implementation of know-how	Innovationshemmnisse durch Umsetzungsprobleme von technischem Know-How
3.5.20)	hemm23	obstacles to inno. due to: rationalisation protection agreement	Innovationshemmnisse durch Rationalisierungsschutzabkommen
3.5.21)	hemm24	obstacles to inno. due to: regulation, standardisation	Innovationshemmnisse durch Normung, Regulierung, Standards
3.5.22)	hemm25	obstacles to inno. due to: lack of cooperation with scientific institutes	Innovationshemmnisse durch unzureichende Kooperationsmöglichkeiten mit wissenschaftlichen Instituten

#### other factors

No.	Name	Label	German description
3.5.23)	hemm19	obstacles to inno. due to: restrictive legislation	Innovationshemmnisse durch zu restriktive Gesetzgebung
3.5.24)	hemm20	obstacles to inno. due to: long administration process	Innovationshemmnisse durch zu lange Verwaltungsverfahren
3.5.25)	hemm21	obstacles to inno. due to: problems of customer acceptance	Innovationshemmnisse durch Akzeptanzprobleme bei Kunden

### 3.6 Main focus of innovations

#### Product innovations

No.	Name	Label	German description
3.6.1)	ts1	main focus of realised innovations: new materials	Schwerpunkt der eingeführten Innovationen: neue Materialien
3.6.2)	ts2	main focus of future innovations: new materials	Schwerpunkt der zukünftigen Innovationen: neue Materialien
3.6.3)	ts3	main focus of realised innovations: pre-products	Schwerpunkt der eingeführten Innovationen: neue Vorprodukte
3.6.4)	ts4	main focus of future innovations: pre-products	Schwerpunkt der zukünftigen Innovationen: neue Vorprodukte
3.6.5)	ts5	main focus of realised innovations: new functional solutions	Schwerpunkt der eingeführten Innovationen: neue Funktionslösungen
3.6.6)	ts6	main focus of future innovations: new functional solutions	Schwerpunkt der zukünftigen Innovationen: neue Funktionslösungen
3.6.7)	ts7	main focus of realised innovations: basically new products	Schwerpunkt der eingeführten Innovationen: grundlegend neue Produkte
3.6.8)	ts8	main focus of future innovations: basically new products	Schwerpunkt der zukünftigen Innovationen: grundlegend neue Produkte

#### Process innovations in production

No.	Name	Label	German description
3.6.9)	ts9	main focus of realised innovations: new prod./processing technology	Schwerpunkt der eingeführten Innovationen: neue Fertigungs- oder Verfahrenstechniken
3.6.10)	ts10	main focus of future innovations: new prod./processing techn.	Schwerpunkt der zukünftigen Innovationen: neue Fertigungs- oder Verfahrenstechniken
3.6.11)	ts11	main focus of realised innovations: further automation	Schwerpunkt der eingeführten Innovationen: weitere Automatisierung
3.6.12)	ts12	main focus of future innovations: further automation	Schwerpunkt der zukünftigen Innovationen: weitere Automatisierung
3.6.13)	ts13	main focus of realised innovations: new organisation structures	Schwerpunkt der eingeführten Innovationen: neue technisch-organisatorische Strukturen
3.6.14)	ts14	main focus of future innovations: new organisation structures	Schwerpunkt der zukünftigen Innovationen: neue technisch-organisatorische Strukturen

### Process innovations in administration

No.	Name	Label	German description
3.6.15)	ts15	main focus of realised innovations: data processing	Schwerpunkt der eingeführten Innovationen: Datenverarbeitung
3.6.16)	ts16	main focus of future innovations: data processing	Schwerpunkt der zukünftigen Innovationen: Datenverarbeitung
3.6.17)	ts17	main focus of realised innovations: text processing	Schwerpunkt der eingeführten Innovationen: Textverarbeitung
3.6.18)	ts18	main focus of future innovations: text processing	Schwerpunkt der zukünftigen Innovationen: Textverarbeitung
3.6.19)	ts19	main focus of realised innovations: inform. and communication technology	Schwerpunkt der eingeführten Innovationen: Kommunikationstechnik
3.6.20)	ts20	main focus of future innovations: inform. and communication techn.	Schwerpunkt der zukünftigen Innovationen: Kommunikationstechnik

### 3.7 Patent system

No.	Name	Label	German description
3.7.1)	ptw1	growing patent protection due to changed importance of patents	Unternehmen hat Innovationsprojekte zunehmend durch Patente geschützt
3.7.2)	ptw2	patent protection unchanged due to changed importance of patents	Patentschutz für Innovationsprojekte war gleichbleibend
3.7.3)	ptw3	falling patent protection due to changed importance of patents	Patentschutz für Innovationsprojekte hat abgenommen
3.7.4)	ptw4	no patent protection due to changed importance of patents	Unternehmen hat Innovationsprojekte gar nicht durch Patente geschützt
3.7.5)	ptw5	importance of patents changed: strong increase of protection effect	Bedeutung des Patents hinsichtlich des Schutzeffekts hat stark zugenommen
3.7.6)	ptw6	importance of patents changed: little increase of protection effect	Bedeutung des Patents hinsichtlich des Schutzeffekts hat etwas zugenommen
3.7.7)	ptw7	importance of patents changed: unchanged protection effect	Bedeutung des Patents hinsichtlich des Schutzeffekts hat sich nicht verändert
3.7.8)	ptw8	importance of patents changed: little decrease of protection effect	Bedeutung des Patents hinsichtlich des Schutzeffekts hat etwas abgenommen
3.7.9)	ptw9	importance of patents changed: strong decrease of protection effect	Bedeutung des Patents hinsichtlich des Schutzeffekts hat stark abgenommen
3.7.10)	ptw10	importance of patents changed: strong increase of information effect	Bedeutung des Patents hinsichtlich des Informationseffekts hat stark zugenommen
3.7.11)	ptw11	importance of patents changed: little increase of information effect	Bedeutung des Patents hinsichtlich des Informationseffekts hat etwas zugenommen
3.7.12)	ptw12	importance of patents changed: unchanged information effect	Bedeutung des Patents hinsichtlich des Informationseffekts hat sich nicht verändert
3.7.13)	ptw13	importance of patents changed: little decrease of information effect	Bedeutung des Patents hinsichtlich des Informationseffekts hat etwas abgenommen
3.7.14)	ptw14	importance of patents changed: strong decrease of information effect	Bedeutung des Patents hinsichtlich des Informationseffekts hat stark abgenommen
3.7.15)	ptw15	importance of patents changed: possible to keep invention secret	Veränderte Bedeutung des Patents, da Geheimhaltung der Erfindung möglich
3.7.16)	ptw16	importance of patents changed: low amount of invention	Veränderte Bedeutung des Patents, da notwendige Erfindungshöhe nicht vorhanden

### 3.8 Product life cycle

No.	Name	Label	German description
3.8.1)	plzyk1_1	period between product idea and market launch in years	Dauer der Phasen zwischen Produktidee und Markteinführung in Jahren
3.8.2)	plzyk1_2	period between product idea and market launch in months	Dauer der Phasen zwischen Produktidee und Markteinführung in Monaten
3.8.3)	plzyk2_1	period between market launch and product improvement/abandoning in years	Dauer der Phasen zwischen Markteinführung und Verbesserung bzw. Aufgabe des Produkts in Jahren
3.8.4)	plzyk2_2	period between market launch and product improvement/abandoning in months	Dauer der Phasen zwischen Markteinführung und Verbesserung bzw. Aufgabe des Produkts in Monaten
3.8.5)	plzyk3	phase between product idea and market launch shortened	Verringerte Dauer der Phasen zwischen Produktidee und Markteinführung
3.8.6)	plzyk4	phase between product idea and market launch unchanged	Unveränderte Dauer der Phasen zwischen Produktidee und Markteinführung
3.8.7)	plzyk5	phase between product idea and market launch longer	Verlängerte Dauer der Phasen zwischen Produktidee und Markteinführung
3.8.8)	plzyk6	phase betw. market launch and product improv./abandoning: shortened	Verringerte Dauer der Phasen zwischen Markteinführung und Verbesserung bzw. Aufgabe des Produkts
3.8.9)	plzyk7	phase betw. market launch and product improv./abandoning: unchanged	Unveränderte Dauer der Phasen zwischen Markteinführung und Verbesserung bzw. Aufgabe des Produkts
3.8.10)	plzyk8	phase betw. market launch and product improv./abandoning: longer	Verlängerte Dauer der Phasen zwischen Markteinführung und Verbesserung bzw. Aufgabe des Produkts
3.8.11)	plzyk9	reason for change of plzyk1_1 phase: technological progress	Technologische Fortschritte als Ursache für Veränderung in plzyk1_1
3.8.12)	plzyk10	reason for change of plzyk1_1 phase: changed behaviour of consumers	Verhaltensänderung der Nachfrager als Ursache für Veränderung in plzyk1_1
3.8.13)	plzyk11	reason for change of plzyk1_1 phase: domestic competition	Inländische Konkurrenz als Ursache für Veränderung in plzyk1_1
3.8.14)	plzyk12	reason for change of plzyk1_1 phase: foreign competition	Ausländische Konkurrenz als Ursache für Veränderung in plzyk1_1
3.8.15)	plzyk13	reason for change of plzyk1_1 phase: legal regulations	Gesetzliche Vorschriften als Ursache für Veränderung in plzyk1_1
3.8.16)	plzyk14	reason for change of plzyk2_1 phase: technological progress	Technologische Fortschritte als Ursache für Veränderung in plzyk2_1
3.8.17)	plzyk15	reason for change of plzyk2_1 phase: changed behaviour of consumers	Verhaltensänderung der Nachfrager als Ursache für Veränderung in plzyk2_1
3.8.18)	plzyk16	reason for change of plzyk2_1 phase: domestic competition	Inländische Konkurrenz als Ursache für Veränderung in plzyk2_1
3.8.19)	plzyk17	reason for change of plzyk2_1 phase: foreign competition	Ausländische Konkurrenz als Ursache für Veränderung in plzyk2_1
3.8.20)	plzyk18	reason for change of plzyk2_1 phase: legal regulations	Gesetzliche Vorschriften als Ursache für Veränderung in plzyk2_1

### 3.9 R&D strategies

No.	Name	Label	German description
3.9.1)	fues1	R&D realised by internal R&D division	R&D-Arbeiten werden von betriebsinterner R&D-Abteilung durchgeführt
3.9.2)	fues2	R&D realised by central internal R&D institution, domestic	R&D-Arbeiten werden von zentraler R&D-Einrichtung des Unternehmens im Inland durchgeführt
3.9.3)	fues3	R&D realised by central internal R&D institution, foreign	R&D-Arbeiten werden von zentraler R&D-Einrichtung des Unternehmens im Ausland durchgeführt
3.9.4)	fues4	R&D realised by external domestic R&D institution	R&D-Arbeiten werden von externer R&D-Einrichtung im Inland durchgeführt
3.9.5)	fues5	R&D realised by external foreign R&D institution	R&D-Arbeiten werden von externer R&D-Einrichtung im Ausland durchgeführt
3.9.6)	fues6	external R&D institutions are: big research institution	Unter externen R&D-Einrichtungen sind Großforschungseinrichtungen
3.9.7)	fues7	external R&D institutions are: institutes of universities	Unter externen R&D-Einrichtungen sind Universitätsinstitute
3.9.8)	fues8	external R&D institutions are: institutes of universities of applied science	Unter externen R&D-Einrichtungen sind Fachhochschulinstite
3.9.9)	fues9	external R&D institutions are: institutes of the Fraunhofer Gesellschaft	Unter externen R&D-Einrichtungen sind Institute der Fraunhofer-Gesellschaft
3.9.10)	fues10	external R&D institutions are: other research institutes	Unter externen R&D-Einrichtungen sind andere Forschungsinstitute
3.9.11)	fues11	external R&D institutions are: foreign research institutes	Unter externen R&D-Einrichtungen sind ausländische Forschungseinrichtungen
3.9.12)	fues12	no R&D cooperations with other companies	Keine vertragliche R&D-Kooperationen mit anderen Unternehmen

3.9.13)	fues13	R&D cooperations with other companies	Vertragliche R&D-Kooperationen mit anderen Unternehmen
3.9.14)	fues14	R&D cooperations with other companies with same range of products	Vertragliche R&D-Kooperationen mit Unternehmen mit gleichem Produktspektrum
3.9.15)	fues15	R&D cooperations with other companies with different range of products	Vertragliche R&D-Kooperationen mit Unternehmen mit anderem Produktspektrum

### 3.10 Innovation risks

No.	Name	Label	German description
3.10.1)	innrisk1	current innovation risks due to plagiarism	Innovationserfolg gegenwärtig beeinträchtigt durch fehlenden Design-Schutz
3.10.2)	innrisk2	current innovation risks due to product liability risks	Innovationserfolg gegenwärtig beeinträchtigt durch Produkthaftungsrisiken
3.10.3)	innrisk3	no current innovation risks due to plagiarism	Innovationserfolg gegenwärtig nicht beeinträchtigt durch fehlenden Design-Schutz
3.10.4)	innrisk4	no current innovation risks due to product liability risks	Innovationserfolg gegenwärtig nicht beeinträchtigt durch Produkthaftungsrisiken
3.10.5)	innrisk5	innovation risks due to plagiarism in the next 5 years	Innovationserfolg in nächsten 5 Jahren beeinträchtigt durch fehlenden Design-Schutz
3.10.6)	innrisk6	innovation risks due to product liability risks in the next 5 years	Innovationserfolg in nächsten 5 Jahren beeinträchtigt durch Produkthaftungsrisiken
3.10.7)	innrisk7	no innovation risks due to plagiarism in the next 5 years	Innovationserfolg in nächsten 5 Jahren nicht beeinträchtigt durch fehlenden Design-Schutz
3.10.8)	innrisk8	no innovation risks due to product liability risks in the next 5 years	Innovationserfolg in nächsten 5 Jahren nicht beeinträchtigt durch Produkthaftungsrisiken

### 3.11 Sales structure of product innovations

No.	Name	Label	German description
3.11.1)	avp1	share of new products in total revenue in %	Anteil neuer Produkte am gesamten Umsatz des Erzeugnisbereiches
3.11.2)	avp2	sales of new products in agriculture and forestry	Absatz von neuen Produkten im Sektor Land- und Forstwirtschaft
3.11.3)	avp3	sales of new products in fishing sector	Absatz von neuen Produkten im Fischereisektor
3.11.4)	avpproz1	share of new products sold to agriculture etc. in total sales of new products	Anteil des Absatzes neuer Produkte in den Sektoren Land- und Forstwirtschaft and Fischerei an Gesamtabsatz neuer Produkte
3.11.5)	avp4	sales of new products in energy sector	Absatz von neuen Produkten im Sektor Energieversorgung
3.11.6)	avp5	sales of new products in water supply sector	Absatz von neuen Produkten im Sektor Wasserversorgung
3.11.7)	avp6	sales of new products in mining sector	Absatz von neuen Produkten im Bergbausektor
3.11.8)	avpproz2	share of new products sold to energy sector etc. in total sales of new products	Anteil des Absatzes neuer Produkte in den Sektoren Energie- und Wasserversorgung and Bergbau an Gesamtabsatz neuer Produkte
3.11.9)	avp7	sales of new products in chemical industry	Absatz von neuen Produkten im Chemiesektor
3.11.10)	avp8	sales of new products in oil industry	Absatz von neuen Produkten in Mineralölindustrie
3.11.11)	avp9	sales of new products in the rubber industry	Absatz von neuen Produkten in Gummiindustrie
3.11.12)	avp10	sales of new products in plastics industry	Absatz von neuen Produkten in Kunststoffindustrie
3.11.13)	avp11	sales of new products in glass industry	Absatz von neuen Produkten in Glasindustrie
3.11.14)	avp12	sales of new products in the ceramics industry	Absatz von neuen Produkten im Sektor Feinkeramik
3.11.15)	avp13	sales of new products in stone and earth industry	Absatz von neuen Produkten im Sektor Steine and Erden
3.11.16)	avpproz3	share of new products sold to chemical industry etc. in total sales of new products	Anteil des Absatzes neuer Produkte in den Sektoren Chemie, Feinkeramik and Steine and Erden sowie in Mineralöl-, Gummi-, Kunststoff- and Glasindustrie an Gesamtabsatz neuer Produkte
3.11.17)	avp14	sales of new products in iron and steel producing industry	Absatz von neuen Produkten in Eisen- and Stahlindustrie
3.11.18)	avp15	sales of new products in metal production industry	Absatz von neuen Produkten in NE-Metallindustrie
3.11.19)	avp16	sales of new products in foundry industry	Absatz von neuen Produkten im Gießereisektor
3.11.20)	avp17	sales of new products in drawing plant sector	Absatz von neuen Produkten im Ziehereisektor
3.11.21)	avpproz4	share of new products sold to metal production industry in total sales of new products	Anteil des Absatzes neuer Produkte in Eisen- and Stahl- and NE-Metallindustrie sowie in Gießerei- and Ziehereisektoren an Gesamtabsatz neuer Produkte
3.11.22)	avp18	sales of new products in steel construction industry	Absatz von neuen Produkten im Stahlbausektor
3.11.23)	avp19	sales of new products in machine building industry	Absatz von neuen Produkten im Maschinenbausektor
3.11.24)	avp20	sales of new products in vehicle building industry	Absatz von neuen Produkten im Fahrzeugbaubausektor
3.11.25)	avp21	sales of new products in office and data processing equipment-sector	Absatz von neuen Produkten im Sektor Büromaschinen and ADV-Einrichtungen
3.11.26)	avpproz5	share of new products sold to steel construction industry etc. in total sales of new products	Anteil des Absatzes neuer Produkte in Sektoren Stahl-, Maschinen-, and Fahrzeugbau and Büromaschinen u. ADV-Einrichtungen an Gesamtabsatz neuer Produkte
3.11.27)	avp22	sales of new products in electrical engineering	Absatz von neuen Produkten im Sektor Elektrotechnik
3.11.28)	avp23	sales of new products in fine mechanics, optics, watches sector	Absatz von neuen Produkten im Sektor Feinmechanik, Optik, Uhren
3.11.29)	avp24	sales of new products in iron(sheet)/ metal goods	Absatz von neuen Produkten im Sektor EBM-Waren
3.11.30)	avp25	sales of new products in instruments, toys, sports equipment, jewelry sector	Absatz von neuen Produkten im Sektor Musikinstrumente, Spielwaren, Sportgeräte, Schmuck
3.11.31)	avpproz6	share of new products sold to electrical engineering industry etc. in total sales of new products	Anteil des Absatzes neuer Produkte in Sektoren Elektrotechnik, Feinmechanik, Optik, Uhren, EBM-Waren, Musikinstrumente, Spielwaren, Sportgeräte, Schmuck an Gesamtabsatz neuer
3.11.32)	avp26	sales of new products in the timber industry	Absatz von neuen Produkten in Holzindustrie
3.11.33)	avp27	sales of new products in paper industry	Absatz von neuen Produkten in Papier- and Pappindustrie
3.11.34)	avp28	sales of new products in printing industry	Absatz von neuen Produkten in Druckindustrie
3.11.35)	avpproz7	share of new products sold to timber industry etc. in total sales of new products	Anteil des Absatzes neuer Produkte in Holz-, Papier- and Papp- and Druckindustrie an Gesamtabsatz neuer Produkte
3.11.36)	avp29	sales of new products in leather fabrication industry	Absatz von neuen Produkten in Lederindustrie
3.11.37)	avp30	sales of new products in the textile industry	Absatz von neuen Produkten in Textilindustrie
3.11.38)	avp31	sales of new products in the clothing industry	Absatz von neuen Produkten in Bekleidungsindustrie
3.11.39)	avpproz8	share of new products sold to leather fabrication industry etc. in total sales of new products	Anteil des Absatzes neuer Produkte in Leder-, Textil- and Bekleidungsindustrie an Gesamtabsatz neuer Produkte
3.11.40)	avp32	sales of new products in food industry	Absatz von neuen Produkten in Nahrungsmittelindustrie
3.11.41)	avp33	sales of new products in beverage industry	Absatz von neuen Produkten in Getränkeindustrie
3.11.42)	avp34	sales of new products in tobacco industry	Absatz von neuen Produkten in Tabakindustrie
3.11.43)	avpproz9	share of new products sold to food industry etc. in total sales of new products	Anteil des Absatzes neuer Produkte in Nahrungsmittel-, Getränke-, and Tabakindustrie an Gesamtabsatz neuer Produkte
3.11.44)	avp35	sales of new products in building industry	Absatz von neuen Produkten in Bauindustrie
3.11.45)	avpproz10	share of new products sold to building industry in total sales of new products	Anteil des Absatzes neuer Produkte in Bauindustrie an Gesamtabsatz neuer Produkte
3.11.46)	avp36	sales of new products in commerce	Absatz von neuen Produkten im Handelssektor
3.11.47)	avp37	sales of new products in the transport sector	Absatz von neuen Produkten im Verkehrssektor
3.11.48)	avp38	sales of new products in the mail service sector	Absatz von neuen Produkten im Postsektor
3.11.49)	avpproz11	share of new products sold to commerce etc. in total sales of new products	Anteil des Absatzes neuer Produkte in Handels-, Verkehrs-, and Postsektoren an Gesamtabsatz neuer Produkte
3.11.50)	avp39	sales of new products in credit sector	Absatz von neuen Produkten an Kreditinstitute
3.11.51)	avp40	sales of new products in insurance industry	Absatz von neuen Produkten im Versicherungssektor
3.11.52)	avpproz12	share of new products sold to credit institutes, insurances in total sales of new products	Anteil des Absatzes neuer Produkte an Kreditinstitute and im Versicherungssektor an Gesamtabsatz neuer Produkte
3.11.53)	avp41	sales of new products in apartment rental sector	Absatz von neuen Produkten im Wohnungsvermietungssektor
3.11.54)	avp42	sales of new products in hospitality industry	Absatz von neuen Produkten im Gastgewerbe
3.11.55)	avpproz13	share of new products sold to apartment rental sector and hospitality industry in total sales of new products	Anteil des Absatzes neuer Produkte im Wohnungsvermietungssektor and im Gastgewerbe an Gesamtabsatz neuer Produkte
3.11.56)	avp43	sales of new products to science, education, art	Absatz von neuen Produkten im Sektor Wissenschaft, Bildung, Kunst, Verlage
3.11.57)	avpproz14	share of new products sold to science, education, art in total sales of new products	Anteil des Absatzes neuer Produkte im Sektor Wissenschaft, Bildung, Kunst, Verlage an Gesamtabsatz neuer Produkte
3.11.58)	avp44	sales of new products to the state	Absatz von neuen Produkten an den Staat

3.11.59)	avproz15	share of new products sold to state in total sales of new products	Anteil des Absatzes neuer Produkte an den Staat an Gesamtabsatz neuer Produkte
3.11.60)	avp45	sales of new products to private households	Absatz von neuen Produkten an private Haushalte
3.11.61)	avproz16	share of new products sold to private households in total sales of new products	Anteil des Absatzes neuer Produkte an private Haushalte an Gesamtabsatz neuer Produkte
3.11.62)	avproz17	share of exported new products in total sales of new products	Anteil des Absatzes neuer Produkte durch Exporte an Gesamtabsatz neuer Produkte

### 3.12 Innovation strategy and European internal market

#### Product strategy

No.	Name	Label	German description
3.12.1)	ieb1	no changes in product strategy	Keine Änderung in der Produktstrategie
3.12.2)	ieb2	more standardised products to reduce unit costs	Mehr standardisierte Produkte für Stückkosteneinsparungen erforderlich
3.12.3)	ieb3	more differentiation within array of products	Höhere Differenzierung des Produktangebots erforderlich

#### Production strategy

No.	Name	Label	German description
3.12.4)	ieb4	no changes in production strategy	Keine Änderung in der Produktionsstrategie
3.12.5)	ieb5	increase in rationalisation investments	Verstärkte Rationalisierungsinvestitionen erforderlich
3.12.6)	ieb6	expansion of domestic production capacity	Ausbau inländischer Produktionskapazität
3.12.7)	ieb7	relocation of production to EC area	Teile der Produktion verlagert in EG-Raum
3.12.8)	ieb8	relocation of production to other areas	Teile der Produktion verlagert in andere Regionen außerhalb des EG-Raums
3.12.9)	ieb9	cooperation with other companies from EC	Produktionskooperation mit anderen Unternehmen aus EG-Wirtschaftsraum

#### Distribution strategy

No.	Name	Label	German description
3.12.10)	ieb10	no changes in distribution strategy	Keine Änderung in der Vertriebsstrategie
3.12.11)	ieb11	distribution in EC by expansion of internal distribution facilities	EG-weiter Vertrieb über Ausbau unternehmenseigener Vertriebsstellen
3.12.12)	ieb12	distribution in EC by distribution systems of cooperating companies	EG-weiter Vertrieb über Vertriebssysteme kooperierender Unternehmen
3.12.13)	ieb13	distribution in EC by assignment of institutions outside the own sector	EG-weiter Vertrieb über Inanspruchnahme branchenfremder Einrichtungen
3.12.14)	ieb14	intensified participation in exhibitions within EC	Verstärkte Teilnahme an Messen in EG-Mitgliedsländern

#### R&D strategy

No.	Name	Label	German description
3.12.15)	ieb15	no changes in R&D strategy	Keine Änderung in der R&D-Strategie
3.12.16)	ieb16	additional R&D staff to intensify R&D activities	Verstärkung der internen R&D-Aktivitäten durch zusätzliches R&D-Personal
3.12.17)	ieb17	R&D coop. with domestic companies/scientific institutions	R&D-Kooperation mit anderen inländischen Unternehmen/ Wissenschaftseinrichtungen
3.12.18)	ieb18	R&D coop. with companies/scientific institutions from other European countries	R&D-Kooperation mit anderen Unternehmen/ Wissenschaftseinrichtungen im europäischen Ausland
3.12.19)	ieb19	creation of R&D capacities in other EC-countries	Aufbau von R&D-Kapazitäten in anderen EG-Ländern

### 3.13 Design strategies

No.	Name	Label	German description
3.13.1)	ds1	innovation strategy at domestic market: prices as compared to competitors	Innovationsstrategie auf dem Inlandsmarkt: Preise im Vergleich zu Konkurrenten
3.13.2)	ds2	innovation strategy at domestic market: quality as compared to competitors	Innovationsstrategie auf dem Inlandsmarkt: Qualität im Vergleich zu Konkurrenten
3.13.3)	ds3	innovation strategy at foreign markets: prices as compared to competitors	Innovationsstrategie auf dem Auslandsmarkt: Preise im Vergleich zu Konkurrenten
3.13.4)	ds4	innovation strategy at foreign markets: quality as compared to competitors	Innovationsstrategie auf dem Auslandsmarkt: Qualität im Vergleich zu Konkurrenten
3.13.5)	ds5	attitude of customers towards technical innovations	Einstellung der Kunden gegenüber technischen Neuentwicklungen
3.13.6)	ds6	attitude of customers towards technical advancements	Einstellung der Kunden gegenüber technischen Weiterentwicklungen
3.13.7)	ds7	attitude of customers towards formal redesigns	Einstellung der Kunden gegenüber formalen Neugestaltungen
3.13.8)	ds8	attitude of customers towards formal variant developments	Einstellung der Kunden gegenüber formalen Variantenentwicklungen
3.13.9)	ds9	current importance of design for marketing	Gegenwärtige Bedeutung des Designs für die Vermarktung
3.13.10)	ds10	future importance of design for marketing	Zukünftige Bedeutung des Designs für die Vermarktung
3.13.11)	ds11	design activities directed at industrial design	Designaktivitäten richten sich auf Produktgestaltung
3.13.12)	ds12	design activities directed at communicational design	Designaktivitäten richten sich auf Produktgrafik
3.13.13)	ds13	design activities directed at product packaging	Designaktivitäten richten sich auf Produktverpackung
3.13.14)	ds14	design activities directed at other design	Designaktivitäten richten sich auf sonstiges Design
3.13.15)	ds15	design tasks are solved by designers (internal)	Designaufgaben werden von Designern gelöst (intern)
3.13.16)	ds16	design tasks are solved by other employees (internal)	Designaufgaben werden von anderen Berufsgruppen gelöst (intern)
3.13.17)	ds17	design tasks are solved by freelance designers (external)	Designaufgaben werden von freiberuflichen Designern gelöst (extern)
3.13.18)	ds18	design tasks are solved by design agencies (external)	Designaufgaben werden von Designerbüros gelöst (extern)
3.13.19)	ds19	design tasks are solved by consulting engineers (external)	Designaufgaben werden von Ingenieurbüros gelöst (extern)
3.13.20)	ds20	design tasks are solved by advertising agencies (external)	Designaufgaben werden von Werbeagenturen gelöst (extern)

### 3.14 Marketing strategies in the 1990s

No.	Name	Label	German description
3.14.1)	ms90j1	change in sales sit. due to competitors from West Germany	Veränderung der Absatzsituation durch Konkurrenten aus der BRD
3.14.2)	ms90j2	change in sales sit. due to competitors from East Germany	Veränderung der Absatzsituation durch Konkurrenten aus der DDR
3.14.3)	ms90j3	change in sales sit. due to competitors from EC and western Europe	Veränderung der Absatzsituation durch Konkurrenten aus der EG and Westeuropa
3.14.4)	ms90j4	change in sales sit. due to competitors from eastern Europe	Veränderung der Absatzsituation durch Konkurrenten aus Osteuropa
3.14.5)	ms90j5	change in sales sit. due to competitors from the US	Veränderung der Absatzsituation durch Konkurrenten aus den USA
3.14.6)	ms90j6	change in sales sit. due to competitors from Japan	Veränderung der Absatzsituation durch Konkurrenten aus Japan
3.14.7)	ms90j7	change in sales sit. due to competitors from emerging econ. in Southeast Asia	Veränderung der Absatzsituation durch Konkurrenten aus Schwellenländern Südost-Asiens



3.14.8)	ms90j8	necessary reaction to competitors: low prices	Notwendige Reaktion auf Konkurrenz: niedrige Preise
3.14.9)	ms90j9	necessary reaction to competitors: higher product quality	Notwendige Reaktion auf Konkurrenz: bessere Produktqualität
3.14.10)	ms90j10	necessary reaction to competitors: product innovations	Notwendige Reaktion auf Konkurrenz: Produktinnovationen
3.14.11)	ms90j11	necessary reaction to competitors: services	Notwendige Reaktion auf Konkurrenz: Dienstleistungsangebote
3.14.12)	ms90j12	necessary reaction to competitors: distribution channel strategies	Notwendige Reaktion auf Konkurrenz: Vertriebswege-Strategien
3.14.13)	ms90j13	necessary reaction to competitors: advertisement/ sales promotion	Notwendige Reaktion auf Konkurrenz: Werbung/ Verkaufsförderung
3.14.14)	ms90j14	necessary reaction to competitors: market power	Notwendige Reaktion auf Konkurrenz: Marktbeherrschung
3.14.15)	ms90j15	necessary reaction to competitors: world market orientation	Notwendige Reaktion auf Konkurrenz: Weltmarktorientierung
3.14.16)	ms90j16	necessary reaction to demand: market saturation	Notwendige Reaktion auf die Nachfrage: Marktsättigung
3.14.17)	ms90j17	necessary reaction to demand: differentiation/ individualisation	Notwendige Reaktion auf die Nachfrage: Differenzierung bzw. Individualisierung
3.14.18)	ms90j18	necessary reaction to demand: security risks	Notwendige Reaktion auf die Nachfrage: Sicherheitsrisiken
3.14.19)	ms90j19	necessary reaction to demand: pollution of environment	Notwendige Reaktion auf die Nachfrage: Umweltbelastung
3.14.20)	ms90j20	necessary reaction to demand: age structure of population	Notwendige Reaktion auf die Nachfrage: Altersstruktur der Bevölkerung
3.14.21)	ms90j21	necessary reaction to demand: demand concentration	Notwendige Reaktion auf die Nachfrage: Konzentration der Nachfrage
3.14.22)	ms90j22	necessary reaction to demand: sales market East Germany	Notwendige Reaktion auf die Nachfrage: Absatzmarkt DDR
3.14.23)	ms90j23	necessary reaction to demand: sales market eastern Europe	Notwendige Reaktion auf die Nachfrage: Absatzmarkt Osteuropa
3.14.24)	ms90j24	change of sales strategy in: distribution/sales channels	Änderung der Absatzstrategie im Bereich: Vertriebs-/Absatzwegespolitik
3.14.25)	ms90j25	change of sales strategy in: product/programm policy	Änderung der Absatzstrategie im Bereich: Produkt-/Programmpolitik
3.14.26)	ms90j26	change of sales strategy in: price/ conditions policy	Änderung der Absatzstrategie im Bereich: Preis-/Konditionenpolitik
3.14.27)	ms90j27	change of sales strategy in: advertisement/ sales promotion	Änderung der Absatzstrategie im Bereich: Werbung/Verkaufsförderung
3.14.28)	ms90j28	change of sales strategy in: technical customer support	Änderung der Absatzstrategie im Bereich: technische Kundenbetreuung
3.14.29)	ms90j29	change of sales strategy in: provision of new services	Änderung der Absatzstrategie im Bereich: Bereitstellung neuer Dienstleistungen
3.14.30)	ms90j30	change of sales strategy in: delegation of marketing tasks to other companies	Änderung der Absatzstrategie im Bereich: Übertragung von Marketingaufgaben an andere Unternehmen

### 3.16 Fördermaßnahmen auf dem Gebiet der Forschung, Entwicklung oder Innovat

No.	Name	Label	German description
3.16.1)			
3.16.2)			

### 3.15 R&D in the New Laender

No.	Name	Label	German description
3.15.1)	fue_nb1	previous placing of R&D orders to companies/institutes in the New Laender	Frühere Vergabe von R&D-Aufträgen an Unternehmen/Institute in den neuen Bundesländer
3.15.2)	fue_nb2	planned placing of R&D orders to companies/institutes in the New Laender (current year)	Geplante vergabe von R&D-Aufträgen an Unternehmen/Institute in den neuen Bundesländern in aktuellem year
3.15.3)	fue_nb3	percentage share of total inno. expend. spent on R&D orders in the New Laender	Anteil von R&D-Aufträgen in neuen Bundesländern an gesamten Investitionsaufwendungen des aktuellen years

### 3.16 Economic impact of innovation

No.	Name	Label	German description
3.16.1)	we1	innovation objective: revenue	Umsatz als Ziel
3.16.2)	we2	innovation objective: profit	Gewinn als Ziel
3.16.3)	we3	innovation objective: market share	Marktanteil als Ziel
3.16.4)	we4	innovation objective: competitiveness	Wettbewerbsfähigkeit als Ziel
3.16.5)	we5	innovation objective: labour productivity	Arbeitsproduktivität als Ziel
3.16.6)	we6	impact of innovations on revenue	Einfluss der Innovationen auf den Umsatz
3.16.7)	we7	impact of innovations on profit	Einfluss der Innovationen auf den Gewinn
3.16.8)	we8	impact of innovations on market share	Einfluss der Innovationen auf den Marktanteil
3.16.9)	we9	impact of innovations on competitiveness	Einfluss der Innovationen auf die Wettbewerbsfähigkeit
3.16.10)	we10	impact of innovations on labour productivity	Einfluss der Innovationen auf die Arbeitsproduktivität
3.16.11)	we11	percentage increase in revenue due to innovations	Prozentuale Zunahme im Umsatz aufgrund von Innovationen
3.16.12)	we12	percentage increase in profit due to innovations	Prozentuale Zunahme im Gewinn aufgrund von Innovationen
3.16.13)	we13	percentage increase in labour productivity due to innovations	Prozentuale Zunahme in der Arbeitsproduktivität aufgrund von Innovationen
3.16.14)	we14	percentage increase in market share due to innovations	Prozentuale Zunahme im Marktanteil aufgrund von Innovationen
3.16.15)	we15	no impact of innovations on revenue	Kein Einfluss von Innovationen auf Umsatz
3.16.16)	we16	no impact of innovations on profits	Kein Einfluss von Innovationen auf Gewinn
3.16.17)	we17	no impact of innovations on productivity	Kein Einfluss von Innovationen auf Arbeitsproduktivität
3.16.18)	we18	no impact of innovations on market share	Kein Einfluss von Innovationen auf Marktanteil
3.16.19)	we19	percentage decrease in revenue due to innovations	Prozentuale Abnahme im Umsatz aufgrund von Innovationen
3.16.20)	we20	percentage decrease in profit due to innovations	Prozentuale Abnahme im Gewinn aufgrund von Innovationen
3.16.21)	we21	percentage decrease in labour productivity due to innovations	Prozentuale Abnahme in der Arbeitsproduktivität aufgrund von Innovationen
3.16.22)	we22	percentage decrease in market share due to innovations	Prozentuale Abnahme im Marktanteil aufgrund von Innovationen
3.16.23)	we23	share of new products in total revenue	Anteil neuer Produkte an Gesamtumsatz
3.16.24)	we24	share of exported new products in sales of new products	Anteil der exportierten neuen Produkte am Gesamtumsatz der neuen Produkte

### 3.17 Procurement and transfer of technologies

#### Procurement of technologies

No.	Name	Label	German description
3.17.1)	bt1	company has procured new technologies	Unternehmen hat neue Technologien beschafft
3.17.2)	bt2	company has not procured new technologies	Unternehmen hat keine neuen Technologien beschafft
3.17.3)	bt3	procurement through licences from domestic companies	Technologiebeschaffung über Lizenzen von inländischen Unternehmen
3.17.4)	bt4	procurement through licences from companies in EC	Technologiebeschaffung über Lizenzen von Unternehmen aus der EG
3.17.5)	bt5	procurement through licences from European companies outside EC	Technologiebeschaffung über Lizenzen von europäischen Unternehmen außerhalb der EG
3.17.6)	bt6	procurement through licences from US-companies	Technologiebeschaffung über Lizenzen von Unternehmen aus den USA
3.17.7)	bt7	procurement through licences from Japanese companies	Technologiebeschaffung über Lizenzen von Unternehmen aus Japan
3.17.8)	bt8	procurement through licenses from others	Technologiebeschaffung durch Nutzungsrechte/Lizenzen von Unternehmen aus anderen Ländern

3.17.9)	bt9	procurement through consultancy services by domestic companies	Technologiebeschaffung über Beratungsleistungen von inländischen Unternehmen
3.17.10)	bt10	procurement through consultancy services by companies from EC	Technologiebeschaffung über Beratungsleistungen von Unternehmen aus der EG
3.17.11)	bt11	procurement through consultancy services by European companies outside EC	Technologiebeschaffung über Beratungsleistungen von europäischen Unternehmen außerhalb der EG
3.17.12)	bt12	procurement through consultancy services by US-companies	Technologiebeschaffung über Beratungsleistungen von Unternehmen aus den USA
3.17.13)	bt13	procurement through consultancy services by Japanese companies	Technologiebeschaffung durch Nutzung von Beratungsleistungen von Japan-Unternehmen
3.17.14)	bt14	procurement through consultancy services by other companies	Technologiebeschaffung durch Nutzung von Beratungsleistungen von Unternehmen aus anderen Ländern
3.17.15)	bt15	procurement through external R&D services by domestic companies	Technologiebeschaffung über externe R&D-Leistungen von inländischen Unternehmen
3.17.16)	bt16	procurement through external R&D services by companies from EC	Technologiebeschaffung über externe R&D-Leistungen von Unternehmen aus der EG
3.17.17)	bt17	procurement through external R&D services by European companies outside EC	Technologiebeschaffung über externe R&D-Leistungen von europäischen Unternehmen außerhalb der EG
3.17.18)	bt18	procurement through external R&D services by US-companies	Technologiebeschaffung über externe R&D-Leistungen von Unternehmen aus den USA
3.17.19)	bt19	procurement through external R&D services by Japanese companies	Technologiebeschaffung durch externe R&D-Leistungen von Japan-Unternehmen
3.17.20)	bt20	procurement through external R&D services by other companies	Technologiebeschaffung durch externe R&D-Leistungen von Unternehmen aus anderen Ländern
3.17.21)	bt21	procurement through acquisition of (part of) domestic company	Technologiebeschaffung über Kauf eines inländischen Unternehmens(teils)
3.17.22)	bt22	procurement through acquisition of (part of) company in EC	Technologiebeschaffung über Kauf eines Unternehmens(teils) aus der EG
3.17.23)	bt23	procurement through acquisition of (part of) European company outside EC	Technologiebeschaffung über Kauf eines europäischen Unternehmens(teils) außerhalb der EG
3.17.24)	bt24	procurement through acquisition of (part of) US-company	Technologiebeschaffung über Kauf eines Unternehmens(teils) aus den USA
3.17.25)	bt25	procurement through acquisition of (part of) Japanese company	Technologiebeschaffung durch Kauf eines Unternehmens(teils) von Japan-Unternehmen
3.17.26)	bt26	procurement through acquisition of (part of) other company	Technologiebeschaffung durch Kauf eines Unternehmens(teils) von Unternehmen aus anderen Ländern
3.17.27)	bt27	procurement through purchase of machines from domestic companies	Technologiebeschaffung über Kauf von Maschinen/Anlagen von inländischen Unternehmen
3.17.28)	bt28	procurement through purchase of machines from companies in EC	Technologiebeschaffung über Kauf von Maschinen/Anlagen von Unternehmen aus der EG
3.17.29)	bt29	procurement through purchase of machines from European companies outside EC	Technologiebeschaffung über Kauf von Maschinen/Anlagen von europäischen Unternehmen außerhalb der EG
3.17.30)	bt30	procurement through purchase of machines from US-companies	Technologiebeschaffung über Kauf von Maschinen/Anlagen von Unternehmen aus den USA
3.17.31)	bt31	procurement through purchase of machines from Japanese companies	Technologiebeschaffung über Kauf von Maschinen/Anlagen von Unternehmen aus Japan
3.17.32)	bt32	procurement through purchase of machines from other companies	Technologiebeschaffung über Kauf von Maschinen/Anlagen von Unternehmen aus anderen Ländern
3.17.33)	bt33	procurement through recruitment of specialist staff from domestic companies	Technologiebeschaffung über Einstellung von Fachpersonal von inländischen Unternehmen
3.17.34)	bt34	procurement through recruitment of specialist staff from companies in EC	Technologiebeschaffung über Einstellung von Fachpersonal von Unternehmen aus der EG
3.17.35)	bt35	procurement through recruitment of specialist staff from Europ. Comp. Outside EC	Technologiebeschaffung durch Kauf von Maschinen/Anlagen von Unternehmen aus anderen Ländern
3.17.36)	bt36	procurement through recruitment of specialist staff from US-companies	Technologiebeschaffung über Einstellung von Fachpersonal von Unternehmen aus den USA
3.17.37)	bt37	procurement through recruitment of specialist staff from Japanese companies	Technologiebeschaffung durch Einstellung von Fachpersonal von Japan-Unternehmen
3.17.38)	bt38	procurement through recruitment of specialist staff from other countries	Technologiebeschaffung durch Einstellung von Fachpersonal von Unternehmen aus anderen Ländern
3.17.39)	bt39	other ways of procurement from domestic companies	Andere Arten der Technologiebeschaffung von inländischen Unternehmen
3.17.40)	bt40	other ways of procurement from companies in EC	Andere Arten der Technologiebeschaffung von Unternehmen aus der EG
3.17.41)	bt41	other ways of procurement from European countries outside EC	Technologiebeschaffung durch andere Arten der Beschaffung von Nicht-EG-Unternehmen
3.17.42)	bt42	other ways of procurement from US-companies	Andere Arten der Technologiebeschaffung von Unternehmen aus den USA
3.17.43)	bt43	other ways of procurement from Japanese companies	Technologiebeschaffung durch andere Arten der Beschaffung von Japan-Unternehmen
3.17.44)	bt44	other ways of procurement from other companies	Technologiebeschaffung durch andere Arten der Beschaffung von Unternehmen aus anderen Ländern
3.17.45)	bt45	procurement from domestic parent, subsidiary or affiliated company	Technologiebeschaffung von inländischen Mutter-, Tochter- oder Schwesterunternehmen
3.17.46)	bt46	procurement from parent, subsidiary or affiliated company in EC	Technologiebeschaffung von Mutter-, Tochter- oder Schwesterunternehmen aus der EG
3.17.47)	bt47	procurement from European parent, subsidiary or affiliated company outside EC	Technologiebeschaffung von europäischen Mutter-, Tochter- oder Schwesterunternehmen außerhalb der EG
3.17.48)	bt48	procurement from parent, subsidiary or affiliated company in the US	Technologiebeschaffung von Mutter-, Tochter- oder Schwesterunternehmen aus den USA
3.17.49)	bt49	procurement from parent, subsidiary or affiliated company in Japan	Technologiebeschaffung aus Mutter-, Tochter- oder Schwesterunternehmen in Japan
3.17.50)	bt50	procurement from parent, subsidiary or affiliated company in other countries	Technologiebeschaffung aus Mutter-, Tochter- oder Schwesterunternehmen in anderem Land

#### Transfer of technologies

No.	Name	Label	German description
3.17.51)	tt1	company has transferred new technologies	Unternehmen hat neue Technologien transferiert
3.17.52)	tt2	company has not transferred new technologies	Unternehmen hat keine neuen Technologien transferiert
3.17.53)	tt3	transfer through licences to domestic companies	Technologietransfer über Lizenzen an inländische Unternehmen
3.17.54)	tt4	transfer through licences to companies in EC	Technologietransfer über Lizenzen an Unternehmen in der EG
3.17.55)	tt5	transfer through licences to European companies outside EC	Technologietransfer über Lizenzen an europäische Unternehmen außerhalb der EG
3.17.56)	tt6	transfer through licences to US-companies	Technologietransfer über Lizenzen an Unternehmen in den USA
3.17.57)	tt7	transfer through licences to Japanese companies	Technologietransfer über Lizenzen an Unternehmen in Japan
3.17.58)	tt8	transfer through licences to companies in other countries outside Europe	Technologietransfer über Lizenzen an Unternehmen in anderen außereuropäischen Ländern
3.17.59)	tt9	transfer through consultancy services to domestic companies	Technologietransfer über Beratungsleistungen für inländische Unternehmen
3.17.60)	tt10	transfer through consultancy services to companies in EC	Technologietransfer über Beratungsleistungen für Unternehmen in der EG
3.17.61)	tt11	transfer through consultancy services to European companies outside EC	Technologietransfer über Beratungsleistungen für europäische Unternehmen in der EG
3.17.62)	tt12	transfer through consultancy services to US-companies	Technologietransfer über Beratungsleistungen für Unternehmen in den USA
3.17.63)	tt13	transfer through consultancy services to Japanese companies	Technologietransfer über Beratungsleistungen für Unternehmen in Japan
3.17.64)	tt14	transfer through consultancy services to companies in other countries	Technologietransfer über Beratungsleistungen für Unternehmen in anderen außereuropäischen Ländern
3.17.65)	tt15	transfer through R&D services to domestic companies	Technologietransfer über R&D-Leistungen für inländische Unternehmen
3.17.66)	tt16	transfer through R&D services to companies in EC	Technologietransfer über R&D-Leistungen für Unternehmen in der EG
3.17.67)	tt17	transfer through R&D services to European companies outside EC	Technologietransfer über R&D-Leistungen für europäische Unternehmen außerhalb der EG
3.17.68)	tt18	transfer through R&D services to US-companies	Technologietransfer über R&D-Leistungen für Unternehmen in den USA
3.17.69)	tt19	transfer through R&D services to Japanese companies	Technologietransfer durch R&D-Leistungen an Japan-Unternehmen
3.17.70)	tt20	transfer through R&D services to other companies	Technologietransfer durch R&D-Leistungen an Unternehmen aus anderen Ländern
3.17.71)	tt21	transfer through selling (part of) the company to domestic companies	Technologietransfer durch Verkauf eines Unternehmens(teils) an inländische Unternehmen
3.17.72)	tt22	transfer through selling (part of) the company to companies in EC	Technologietransfer durch Verkauf eines Unternehmens(teils) an EG-Unternehmen

3.17.73)	tt23	transfer through selling (part of) the company to European companies outside EC	Technologietransfer durch Verkauf eines Unternehmens(teils) an Nicht-EG-Unternehmen
3.17.74)	tt24	transfer through selling (part of) the company to US-companies	Technologietransfer durch Verkauf eines Unternehmens(teils) an USA-Unternehmen
3.17.75)	tt25	transfer through selling (part of) the company to Japanese companies	Technologietransfer durch Verkauf eines Unternehmens(teils) an Japan-Unternehmen
3.17.76)	tt26	transfer through selling (part of) the company to other companies	Technologietransfer durch Verkauf eines Unternehmens(teils) an Untern. aus anderen Ländern
3.17.77)	tt27	transfer by selling machines to domestic companies	Technologietransfer über Verkauf von Maschinen/Anlagen an inländische Unternehmen
3.17.78)	tt28	transfer by selling machines to companies in EC	Technologietransfer über Verkauf von Maschinen/Anlagen an Unternehmen in der EG
3.17.79)	tt29	transfer by selling machines to European companies outside EC	Technologietransfer über Verkauf von Maschinen/Anlagen an europäisches Unternehmen außerhalb der EG
3.17.80)	tt30	transfer by selling machines to US-companies	Technologietransfer über Verkauf von Maschinen/Anlagen an Unternehmen in den USA
3.17.81)	tt31	transfer by selling machines to Japanese companies	Technologietransfer über Verkauf von Maschinen/Anlagen an Unternehmen in Japan
3.17.82)	tt32	transfer by selling machines to companies in other countries	Technologietransfer über Verkauf von Maschinen/Anlagen an Unternehmen in anderen außereuropäischen Ländern
3.17.83)	tt33	transfer by deploying specialist staff to domestic companies	Technologietransfer über Einsatz von Fachpersonal bei inländischen Unternehmen
3.17.84)	tt34	transfer by deploying specialist staff to companies in EC	Technologietransfer über Einsatz von Fachpersonal bei Unternehmen in der EG
3.17.85)	tt35	transfer by deploying specialist staff to European companies outside EC	Technologietransfer über Einsatz von Fachpersonal bei europäischen Unternehmen außerhalb der EG
3.17.86)	tt36	transfer by deploying specialist staff to US-companies	Technologietransfer über Einsatz von Fachpersonal bei Unternehmen in den USA
3.17.87)	tt37	transfer by deploying specialist staff to Japanese companies	Technologietransfer über Einsatz von Fachpersonal bei Unternehmen in Japan
3.17.88)	tt38	transfer by deploying specialist staff to companies in other countries	Technologietransfer über Einsatz von Fachpersonal bei Unternehmen in anderen außereuropäischen Ländern
3.17.89)	tt39	other ways of transferring to domestic companies	Andere Arten des Technologietransfers an inländische Unternehmen
3.17.90)	tt40	other ways of transferring to companies in EC	Technologietransfer durch andere Arten des Transfers an EG-Unternehmen
3.17.91)	tt41	other ways of transferring to European companies outside EC	Andere Arten des Technologietransfers an europäische Unternehmen außerhalb der EG
3.17.92)	tt42	other ways of transferring to US-companies	Technologietransfer durch andere Arten des Transfers an USA-Unternehmen
3.17.93)	tt43	other ways of transferring to Japanese companies	Technologietransfer durch andere Arten des Transfers an Japan-Unternehmen
3.17.94)	tt44	other ways of transferring to companies in other countries	Technologietransfer durch andere Arten des Transfers an Unternehmen aus anderen Ländern
3.17.95)	tt45	transfer to domestic parent, subsidiary or affiliated company	Technologietransfer an inländische Mutter-, Tochter- oder Schwesterunternehmen
3.17.96)	tt46	transfer to parent, subsidiary or affiliated company within EC	Technologietransfer an Mutter-, Tochter- oder Schwesterunternehmen in der EG
3.17.97)	tt47	transfer to European parent, subsidiary or affiliated company outside EC	Technologietransfer an europäische Mutter-, Tochter- oder Schwesterunternehmen außerhalb der EG
3.17.98)	tt48	transfer to parent, subsidiary or affiliated company in the US	Technologietransfer an Mutter-, Tochter- oder Schwesterunternehmen in den USA
3.17.99)	tt49	transfer to parent, subsidiary or affiliated company in Japan	Technologietransfer an Mutter-, Tochter- oder Schwesterunternehmen in Japan
3.17.100)	tt50	transfer to parent, subsidiary or affiliated company in other countries	Technologietransfer an Mutter-, Tochter- oder Schwesterunternehmen in anderen außereuropäischen Ländern

### 3.18 R&D activities

No.	Name	Label	German description
3.18.1)	fue1	company has carried out R&D	Unternehmen hat R&D-Arbeiten durchgeführt
3.18.2)	fue2	company carries out R&D on regular basis	Unternehmen führt regelmäßige R&D-Arbeiten durch
3.18.3)	fue3	share of product innovations in R&D expenditures	Anteil der R&D-Aufwendungen für Produktinnovationen
3.18.4)	fue4	share of process innovations in R&D expenditures	Anteil der R&D-Aufwendungen für Prozessinnovationen
3.18.5)	fue5	company plans R&D during next 3 years	Unternehmen plant R&D-Aktivitäten während der nächsten 3 Jahre
3.18.6)	fue6	R&D organised in form of: central R&D department	R&D organisiert in Form von: zentralen Abteilungen
3.18.7)	fue7	R&D organised in form of: decentralised R&D departments	R&D organisiert in Form von: dezentralen Abteilungen
3.18.8)	fue8	R&D organised in form of: problem-specific project groups	R&D organisiert in Form von: problembezogenen Projektgruppen
3.18.9)	fue9	R&D organised by entrepreneur himself	F&E durch Unternehmer selbst
3.18.10)	fue10	share of R&D expenditures in total revenue	Anteil der R&D-Aufwendungen am Jahresumsatz in %
3.18.11)	fue11	future development of R&D expenditures	Entwicklung der R&D-Aufwendungen

### 3.19 R&D cooperations

No.	Name	Label	German description
3.19.1)	fueko1	company has participated in R&D cooperations	Unternehmen hat sich an R&D-Kooperationen beteiligt
3.19.2)	fueko2	company has not participated in R&D cooperations	Unternehmen hat sich nicht an R&D-Kooperationen beteiligt
3.19.3)	fueko3	R&D cooperations with domestic customers	R&D-Kooperationen mit inländischen Kunden
3.19.4)	fueko4	R&D cooperations with customers in EC	R&D-Kooperationen mit Kunden in der EG
3.19.5)	fueko5	R&D cooperations with European customers outside EC	R&D-Kooperationen mit europäischen Kunden außerhalb der EG
3.19.6)	fueko6	R&D cooperations with US-customers	R&D-Kooperationen mit Kunden in den USA
3.19.7)	fueko7	R&D cooperations with Japanese customers	R&D-Kooperationen mit Kunden in Japan
3.19.8)	fueko8	R&D cooperations with customers in other countries outside Europe	R&D-Kooperationen mit Kunden in anderen außereuropäischen Ländern
3.19.9)	fueko9	R&D cooperations with domestic suppliers	R&D-Kooperationen mit inländischen Lieferanten
3.19.10)	fueko10	R&D cooperations with suppliers from EC	R&D-Kooperationen mit Lieferanten aus der EG
3.19.11)	fueko11	R&D cooperations with European suppliers outside EC	R&D-Kooperationen mit europäischen Lieferanten außerhalb der EG
3.19.12)	fueko12	R&D cooperations with US-suppliers	R&D-Kooperationen mit Lieferanten aus den USA
3.19.13)	fueko13	R&D cooperations with Japanese suppliers	R&D-Kooperationen mit Lieferanten aus Japan
3.19.14)	fueko14	R&D cooperations with suppliers from other countries outside Europe	R&D-Kooperationen mit Lieferanten aus anderen außereuropäischen Ländern
3.19.15)	fueko15	R&D cooperation with domestic parent, subsidiary, affiliated company	R&D-Kooperationen mit inländischen Mutter-, Tochter- oder Schwesterunternehmen
3.19.16)	fueko16	R&D cooperation with parent, subsidiary, affiliated company in EC	R&D-Kooperationen mit Mutter-, Tochter- oder Schwesterunternehmen in der EG
3.19.17)	fueko17	R&D cooperation with European parent, subsidiary, affiliated company outside EC	R&D-Kooperationen mit europäischen Mutter-, Tochter- oder Schwesterunternehmen außerhalb der EG
3.19.18)	fueko18	R&D cooperation with parent, subsidiary, affiliated company in the US	R&D-Kooperationen mit Mutter-, Tochter- oder Schwesterunternehmen in den USA
3.19.19)	fueko19	R&D cooperation with Japanese parent, subsidiary, affiliated company	R&D-Kooperationen mit Mutter-, Tochter- oder Schwesterunternehmen in Japan
3.19.20)	fueko20	R&D cooperation with parent, subsidiary, affiliated company in other country	R&D-Kooperationen mit Mutter-, Tochter- oder Schwesterunternehmen in anderen außereuropäischen Ländern
3.19.21)	fueko21	R&D cooperations with domestic competitors	R&D-Kooperationen mit inländischen Wettbewerbern
3.19.22)	fueko22	R&D cooperations with competitors from EC	R&D-Kooperationen mit Wettbewerbern aus der EG
3.19.23)	fueko23	R&D cooperations with European competitors outside EC	R&D-Kooperationen mit europäischen Wettbewerbern außerhalb der EG
3.19.24)	fueko24	R&D cooperations with US-competitors	R&D-Kooperation mit Wettbewerbern in den USA
3.19.25)	fueko25	R&D cooperations with Japanese competitors	R&D-Kooperationen mit Wettbewerbern aus Japan
3.19.26)	fueko26	R&D cooperations with other competitors	R&D-Kooperation mit Wettbewerbern in anderen Ländern
3.19.27)	fueko27	R&D cooperations with domestic consultants	R&D-Kooperationen mit inländischen Beratern
3.19.28)	fueko28	R&D cooperations with consultants from EC	R&D-Kooperation mit Beratern aus der EG
3.19.29)	fueko29	R&D cooperations with European consultants outside EC	R&D-Kooperationen mit europäischen Beratern außerhalb der EG
3.19.30)	fueko30	R&D cooperations with US-consultants	R&D-Kooperation mit Beratern aus den USA
3.19.31)	fueko31	R&D cooperations with with Japanese consultants	R&D-Kooperation mit Beratern aus Japan

3.19.32)	fueko32	R&D cooperations with consultants from other countries	R&D-Kooperation mit Beratern aus anderen Ländern
3.19.33)	fueko33	R&D cooperations with domestic research institutes (public)	R&D-Kooperationen mit inländischen Forschungsinstituten (öffentlich)
3.19.34)	fueko34	R&D cooperations with research institutes from EC (public)	R&D-Kooperationen mit Forschungsinstituten aus der EG (öffentlich)
3.19.35)	fueko35	R&D coop. with research institutes from European countries outside EC (public)	R&D-Kooperation mit öffentl. Forschungseinrichtungen aus Nicht-EG innerh. Europa
3.19.36)	fueko36	R&D cooperations with US-research institutes (public)	R&D-Kooperation mit öffentl. Forschungseinrichtungen aus den USA
3.19.37)	fueko37	R&D cooperations with research institutes from Japan (public)	R&D-Kooperation mit öffentl. Forschungseinrichtungen aus Japan
3.19.38)	fueko38	R&D cooperations with research institutes from other country (public)	R&D-Kooperation mit öffentl. Forschungseinrichtungen aus anderen Ländern
3.19.39)	fueko39	R&D cooperations with domestic research institutes (private)	R&D-Kooperationen mit inländischen Forschungsinstituten (privat)
3.19.40)	fueko40	R&D cooperations with research institutes from EC (private)	R&D-Kooperationen mit Forschungsinstituten aus der EG (privat)
3.19.41)	fueko41	R&D coop. with research institutes from European countries outside EC (private)	R&D-Kooperation mit privaten Forschungsinstituten aus Nicht-EG innerh. Europa
3.19.42)	fueko42	R&D cooperations with research institutes from the USA (private)	R&D-Kooperation mit privaten Forschungsinstituten aus den USA
3.19.43)	fueko43	R&D cooperations with research institutes from Japan (private)	R&D-Kooperation mit privaten Forschungsinstituten aus Japan
3.19.44)	fueko44	R&D cooperations with research institutes from other country (private)	R&D-Kooperation mit privaten Forschungsinstituten aus anderen Ländern
3.19.45)	fueko45	R&D cooperations with domestic universities	R&D-Kooperationen mit inländischen Hochschulen
3.19.46)	fueko46	R&D cooperations with universities from EC	R&D-Kooperationen mit Hochschulen aus der EG
3.19.47)	fueko47	R&D cooperations with universities from European countries outside EC	R&D-Kooperation mit Hochschulen aus Nicht-EG innerh. Europa
3.19.48)	fueko48	R&D cooperations with universities from the USA	R&D-Kooperation mit Hochschulen aus den USA
3.19.49)	fueko49	R&D cooperations with universities from Japan	R&D-Kooperation mit Hochschulen aus Japan
3.19.50)	fueko50	R&D cooperations with universities from other countries	R&D-Kooperation mit Hochschulen aus anderen Ländern
3.19.51)	fueko51	R&D cooperations with domestic institutes for joint research	R&D-Kooperationen mit inländischen Instituten für Gemeinschaftsforschung
3.19.52)	fueko52	R&D cooperations with institutes for joint research from EC	R&D-Kooperation mit Instituten für Gemeinschaftsforschung innerh. EG
3.19.53)	fueko53	R&D coop. with institutes for joint research from European countries outside EC	R&D-Kooperation mit Instituten für Gemeinschaftsforschung nicht EG innerh. Europa
3.19.54)	fueko54	R&D cooperations with institutes for joint research from the USA	R&D-Kooperation mit Instituten für Gemeinschaftsforschung in den USA
3.19.55)	fueko55	R&D cooperations with institutes for joint research from Japan	R&D-Kooperation mit Instituten für Gemeinschaftsforschung in Japan
3.19.56)	fueko56	R&D cooperations with institutes for joint research from other countries	R&D-Kooperation mit Instituten für Gemeinschaftsforschung in anderen Ländern
3.19.57)	fueko57	other ways of R&D cooperations with domestic companies	R&D-Kooperation mit anderen Kooperationspartnern im Inland
3.19.58)	fueko58	other ways of R&D cooperations with companies from EC	R&D-Kooperation mit anderen Kooperationspartnern innerh. EG
3.19.59)	fueko59	other ways of R&D cooperations with companies from European countries outside EC	R&D-Kooperation mit anderen Kooperationspartnern nicht EG innerh. Europa
3.19.60)	fueko60	other ways of R&D cooperations with US-companies	R&D-Kooperation mit anderen Kooperationspartnern in den USA
3.19.61)	fueko61	other ways of R&D cooperations with companies from Japan	R&D-Kooperation mit anderen Kooperationspartnern in Japan
3.19.62)	fueko62	other ways of R&D cooperations with companies from other countries	R&D-Kooperation mit anderen Kooperationspartnern in anderen Ländern

### 3.20 Structure of the product range

No.	Name	Label	German description
3.20.1)	sps1	share of products which remained unchanged in total revenue	Anteil der im wesentlichen unveränderten Produkte am Gesamtumsatz
3.20.2)	sps2	share of products which changed slightly in total revenue	Anteil der geringfügig veränderten Produkte am Gesamtumsatz
3.20.3)	sps3	share of products which changed significantly in total revenue	Anteil der wesentlich veränderten/gänzlich neuen Produkte am Gesamtumsatz
3.20.4)	sps4	share of products which remained unchanged in export revenue	Anteil der im wesentlichen unveränderten Produkte am Exportumsatz
3.20.5)	sps5	share of products which changed slightly in export revenue	Anteil der geringfügig veränderten Produkte am Exportumsatz
3.20.6)	sps6	share of products which changed significantly in export revenue	Anteil der wesentlich veränderten/gänzlich neuen Produkte am Exportumsatz
3.20.7)	sps7	share of innovative products new to company in total revenue	Umsatzanteil innovativer Produkte, die für das Unternehmen neu waren
3.20.8)	sps8	share of innovative products new to sector in total revenue	Umsatzanteil innovativer Produkte, die für die Branche neu waren

### 3.21 Competitiveness and technology

No.	Name	Label	German description
3.21.1)	wft1	competitiveness as compared to Japanese competitors	Wettbewerbsfähigkeit gegenüber Konkurrenten aus Japan
3.21.2)	wft2	competitiveness as compared to Southeast Asian competitors	Wettbewerbsfähigkeit gegenüber Konkurrenten aus Südostasien
3.21.3)	wft3	competitiveness as compared to competitors from USA	Wettbewerbsfähigkeit gegenüber Konkurrenten aus den USA
3.21.4)	wft4	competitiveness as compared to competitors from EC and Western Europe	Wettbewerbsfähigkeit gegenüber Konkurrenten aus der EG und Westeuropa
3.21.5)	wft5	competitiveness as compared to competitors from Eastern Europe	Wettbewerbsfähigkeit gegenüber Konkurrenten aus Osteuropa
3.21.6)	wft6	competitiveness in general	Wettbewerbsfähigkeit insgesamt
3.21.7)	wft7	importance of new technologies for competitiveness	Bedeutung neuer Technologien für die Wettbewerbsfähigkeit
3.21.8)	wft8	focus of technological competition: new materials	Fokus des Technologiewettbewerbs liegt auf: neuen Materialien
3.21.9)	wft9	focus of technological competition: new intermediate products	Fokus des Technologiewettbewerbs liegt auf: neuen Vorprodukten
3.21.10)	wft10	focus of technological competition: new functional solutions	Fokus des Technologiewettbewerbs liegt auf: neuen Funktionslösungen
3.21.11)	wft11	focus of technological competition: fundamentally new products	Fokus des Technologiewettbewerbs liegt auf: grundlegend neuen Produkten
3.21.12)	wft12	focus of technological competition: new production and process technologies	Fokus des Technologiewettbewerbs liegt auf: neuen Fertigungs- und Verfahrenstechniken
3.21.13)	wft13	focus of technological competition: further automation	Fokus des Technologiewettbewerbs liegt auf: weiterer Automatisierung
3.21.14)	wft14	focus of technological competition: new technical organisational structures	Fokus des Technologiewettbewerbs liegt auf: neuen technisch-organisatorischen Strukturen
3.21.15)	wft15	obst. to dev. of new materials: financing	Hemmnisse bei Entwicklung neuer Materialien liegen im Bereich: Finanzierung
3.21.16)	wft16	obst. to dev. of new intermediate products: financing	Hemmnisse bei Entwicklung neuer Vorprodukte liegen im Bereich: Finanzierung
3.21.17)	wft17	obst. to dev. of new functional solutions: financing	Hemmnisse bei Entwicklung neuer Funktionslösungen liegen im Bereich: Finanzierung
3.21.18)	wft18	obst. to dev. of fundamentally new products: financing	Hemmnisse bei Entwicklung grundlegend neuer Produkte liegen im Bereich: Finanzierung
3.21.19)	wft19	obst. to dev. of new production and process technologies: financing	Hemmnisse bei Entwicklung neuer Fertigungs- oder Verfahrenstechniken liegen im Bereich: Finanzierung
3.21.20)	wft20	obst. to further automation: financing	Hemmnisse bei weiterer Automatisierung liegen im Bereich: Finanzierung
3.21.21)	wft21	obst. to dev. of new technical organisational structures: financing	Hemmnisse bei Entwicklung neuer technisch-organisatorischer Strukturen liegen im Bereich: Finanzierung
3.21.22)	wft22	obst. to dev. of new materials: information, consulting	Hemmnisse bei Entwicklung neuer Materialien liegen im Bereich: Information, Beratung
3.21.23)	wft23	obst. to dev. of new intermediate products: information, consulting	Hemmnisse bei Entwicklung neuer Vorprodukte liegen im Bereich: Information, Beratung
3.21.24)	wft24	obst. to dev. of new functional solutions: information, consulting	Hemmnisse bei Entwicklung neuer Funktionslösungen liegen im Bereich: Information, Beratung

3.21.25)	wft25	obst. to dev. of fundamentally new products: information, consulting	Hemmnisse bei Entwicklung grundlegend neuer Produkte liegen im Bereich: Information, Beratung
3.21.26)	wft26	obst. to dev. of new production and process technologies: info., consulting	Hemmnisse bei Entwicklung neuer Fertigungs- oder Verfahrenstechniken liegen im Bereich: Information, Beratung
3.21.27)	wft27	obst. to further automation: information, consulting	Hemmnisse bei weiterer Automatisierung liegen im Bereich: Information, Beratung
3.21.28)	wft28	obst. to dev. of new technical organisational structures: info., consulting	Hemmnisse bei Entwicklung neuer technisch-organisatorischer Strukturen liegen im Bereich: Information, Beratung
3.21.29)	wft29	obst. to dev. of new materials: qualification of employees	Hemmnisse bei Entwicklung neuer Materialien wegen Qualifikation der Mitarbeiter
3.21.30)	wft30	obst. to dev. of new intermediate products: qualification of employees	Hemmnisse bei Entwicklung neuer Vorprodukte wegen Qualifikation der Mitarbeiter
3.21.31)	wft31	obst. to dev. of new functional solutions: qualification of employees	Hemmnisse bei Entwicklung neuer Funktionslösungen wegen Qualifikation der Mitarbeiter
3.21.32)	wft32	obst. to dev. of fundamentally new products: qualification of employees	Hemmnisse bei Entwicklung grundlegend neuer Produkte wegen Qualifikation der Mitarbeiter
3.21.33)	wft33	obst. to dev. of new prod. and process technologies: qualification of employees	Hemmnisse bei Entwicklung neuer Fertigungs- oder Verfahrenstechniken wegen Qualifikation der Mitarbeiter
3.21.34)	wft34	obst. to further automation: qualification of employees	Hemmnisse bei weiterer Automatisierung wegen Qualifikation der Mitarbeiter
3.21.35)	wft35	obst. to dev. of new technical organisational structures: qualification of employees	Hemmnisse bei Entwicklung neuer technisch-organisatorischer Strukturen wegen Qualifikation der Mitarbeiter
3.21.36)	wft36	obst. to dev. of new materials: technology procurement (external)	Hemmnisse bei Entwicklung neuer Materialien liegen im Bereich: Technologiebeschaffung (extern)
3.21.37)	wft37	obst. to dev. of new intermediate products: technology procurement (external)	Hemmnisse bei Entwicklung neuer Vorprodukte liegen im Bereich: Technologiebeschaffung (extern)
3.21.38)	wft38	obst. to dev. of new functional solutions: technology procurement (external)	Hemmnisse bei Entwicklung neuer Funktionslösungen liegen im Bereich: Technologiebeschaffung (extern)
3.21.39)	wft39	obst. to dev. of fundamentally new products: technology procurement (external)	Hemmnisse bei Entwicklung grundlegend neuer Produkte liegen im Bereich: Information, Beratung
3.21.40)	wft40	obst. to dev. of new production and process technologies: tech. procurement (external)	Hemmnisse bei Entwicklung neuer Fertigungs- oder Verfahrenstechniken liegen im Bereich: Technologiebeschaffung (extern)
3.21.41)	wft41	obst. to further automation: technology procurement (external)	Hemmnisse bei weiterer Automatisierung liegen im Bereich: Technologiebeschaffung (extern)
3.21.42)	wft42	obst. to dev. of new technical org. structures: tech. procurement (external)	Hemmnisse bei Entwicklung neuer technisch-organisatorischer Strukturen liegen im Bereich: Technologiebeschaffung (extern)
3.21.43)	wft43	overcoming of obst. requires support by professional association	Zur Überwindung der Hemmnisse wird Unterstützung durch Fachverbände benötigt
3.21.44)	wft44	overcoming of obst. requires support on federal state level	Zur Überwindung der Hemmnisse wird Unterstützung auf Länderebene benötigt
3.21.45)	wft45	overcoming of obst. requires support on federal level	Zur Überwindung der Hemmnisse wird Unterstützung auf Bundesebene benötigt
3.21.46)	wft46	overcoming of obst. requires support on EC level	Zur Überwindung der Hemmnisse wird Unterstützung auf EG-Ebene benötigt

### 3.22 Innovation and cooperation

No.	Name	Label	German description
3.22.1)	iuk1	innovation cooperations with other companies/institutions	Innovationskooperationen mit anderen Unternehmen/Institutionen
3.22.2)	iuk2	no innovation cooperations with other companies/institutions	Keine Innovationskooperationen mit anderen Unternehmen/Institutionen
3.22.3)	iuk3	form of innovation cooperation: joint venture	Kooperationsform: Joint Venture
3.22.4)	iuk4	form of innovation cooperation: agreement about R&D	Kooperationsform: R&D-Vereinbarung
3.22.5)	iuk5	form of innovation cooperation: agreements about technology exchange	Kooperationsform: Vereinbarung zum Technologieaustausch
3.22.6)	iuk6	form of innovation cooperation: informal information exchange	Kooperationsform: informeller Informationsaustausch
3.22.7)	iuk7	form of innovation cooperation: minority shareholding	Kooperationsform: Minderheitsbeteiligung an innovativen Firmen
3.22.8)	iuk8	form of innovation cooperation: placing of R&D orders	Kooperationsform: Erteilung von R&D-Aufträgen an andere Firmen/Institutionen
3.22.9)	iuk9	form of innovation cooperation: other forms	Kooperationsform: andere Kooperationsformen
3.22.10)	iuk10	goal of cooperations: long-term commitment	Ziel von Kooperationen: langfristiges Engagement
3.22.11)	iuk11	goal of cooperations: short-term realization of single R&D plans	Ziel von Kooperationen: kurzfristige Realisierung einzelner R&D-Vorhaben

### 3.27 Forschungs and Entwicklungstätigkeit im Unternehmen

No.	Name	Label	German description
3.11.1)			
3.11.2)			
3.11.3)			
3.11.4)			
3.11.5)			
3.11.6)			
3.11.7)			
3.11.8)			
3.11.9)			
3.11.10)			
3.11.11)			

### 3.23 Adoption of external ideas/ inventions

No.	Name	Label	German description
3.23.1)	extid1	innovations based on own ideas/inventions/findings of the company	Innovationen basieren auf Ideen/Erfindungen des eigenen Unternehmens
3.23.2)	extid2	innovations based on ideas/inventions/findings of external private persons	Innovationen basieren auf Ideen/Erfindungen externer Privatpersonen
3.23.3)	extid3	innovations based on ideas/inventions/findings of external research institutions	Innovationen basieren auf Ideen/Erfindungen externer Wissenschaftseinrichtungen
3.23.4)	extid4	innovations based on ideas/inventions/findings of external companies	Innovationen basieren auf Ideen/Erfindungen externer Unternehmen
3.23.5)	extid5	innovations based on ideas/inventions/findings of others	Innovationen basieren auf Ideen/Erfindungen Sonstiger
3.23.6)	extid6	stage of external ideas/inventions/findings when adopted: idea/conception	Externe Ideen waren zum Zeitpunkt der Übernahme in Phase: Idee/Konzepterstellung
3.23.7)	extid7	stage of external ideas/inventions/findings when adopted: R&D	Externe Ideen waren zum Zeitpunkt der Übernahme in Phase: R&D
3.23.8)	extid8	stage of external ideas/inventions/findings when adopted: launch of production	Externe Ideen waren zum Zeitpunkt der Übernahme in Phase: Produktionseinführung
3.23.9)	extid9	stage of external ideas/inventions/findings when adopted: marketing	Externe Ideen waren zum Zeitpunkt der Übernahme in Phase: Vermarktung
3.23.10)	extid10	external ideas implemented in cooperation with inventor: yes, several	Externe Ideen wurden gemeinsam mit Ideenträger/Erfinder umgesetzt: ja, mehrere
3.23.11)	extid11	external ideas implemented in cooperation with inventor: yes, one	Externe Ideen wurden gemeinsam mit Ideenträger/Erfinder umgesetzt: ja, eine
3.23.12)	extid12	external ideas implemented in cooperation with inventor: none	Externe Ideen wurden gemeinsam mit Ideenträger/Erfinder umgesetzt: nein, keine

3.23.13)	extid13	participation of inventors through: employment in existing company	Einbindung der Ideenträger/Erfinder über: Anstellung im besteh. Unternehmen
3.23.14)	extid14	participation of inventors through: employment in new company	Einbindung der Ideenträger/Erfinder über: Anstellung in neuem Unternehmen
3.23.15)	extid15	participation of inventors through: consulting or cooperation contract	Einbindung der Ideenträger/Erfinder über: Berater-, Kooperationsvertrag
3.23.16)	extid16	participation of inventors through: others	Einbindung der Ideenträger/Erfinder über: Sonstiges

### 3.24 Our company in the market

No.	Name	Label	German description
3.24.1)	uum1a	own share in German market revenues	Anteil des Erzeugnisbereichs am Umsatz auf dem deutschen Markt
3.24.2)	uum1b	own share in world market revenues	Anteil des Erzeugnisbereichs am Umsatz auf dem Weltmarkt
3.24.3)	uum2a	share of largest competitor in German market revenues	Anteil des größten Wettbewerbers am Umsatz auf dem deutschen Markt
3.24.4)	uum2b	share of largest competitor in world market revenues	Anteil des größten Wettbewerbers am Umsatz auf dem Weltmarkt
3.24.5)	uum3a	share of second/third largest competitors in German market revenues	Anteil der zweit- and drittgrößten Wettbewerber am Umsatz auf dem deutschen Markt
3.24.6)	uum3b	share of second/third largest competitors in world market revenues	Anteil der zweit- and drittgrößten Wettbewerber am Umsatz auf dem Weltmarkt
3.24.7)	uum4	acquisition of another company during last 5 years	Aufkauf eines anderen Unternehmens
3.24.8)	uum4a	year of acquisition of another company	year des Aufkaufes des anderen Unternehmens
3.24.9)	uum5	acquisition by another company during last 5 years	Übernahme durch anderes Unternehmen
3.24.10)	uum5a	year of acquisition by another company	year der Übernahme durch anderes Unternehmen
3.24.11)	uum6	fusion with another company during last 5 years	Zusammenschluss mit anderem Unternehmen
3.24.12)	uum6a	year of fusion with another company	year des Zusammenschlusses mit anderem Unternehmen
3.24.13)	uum7	company arised from company division during last 5 years	Unternehmen ging aus der Aufteilung eines anderen hervor
3.24.14)	uum7a	year of company division	year der Aufteilung des anderen Unternehmens

### 3.25 Abilities and skills

No.	Name	Label	German description
3.25.1)	komp1	importance of scientific skills of employees for innovations	Bedeutung von naturwissenschaftlichen Fähigkeiten der Mitarbeiter für Innovationen
3.25.2)	komp2	importance of mathematic skills of employees for innovations	Bedeutung von mathematischen Fähigkeiten der Mitarbeiter für Innovationen
3.25.3)	komp3	importance of technical skills of employees for innovations	Bedeutung von technischen Fähigkeiten der Mitarbeiter für Innovationen
3.25.4)	komp4	importance of management skills of employees for innovations	Bedeutung von Managementfähigkeiten der Mitarbeiter für Innovationen
3.25.5)	komp5	importance of reliability of employees for innovations	Bedeutung der Verlässlichkeit der Mitarbeiter für Innovationen
3.25.6)	komp6	importance of persistence of employees for innovations	Bedeutung der Beharrlichkeit der Mitarbeiter für Innovationen
3.25.7)	komp7	importance of employees' ability to work in a team for innovations	Bedeutung der Teamfähigkeit der Mitarbeiter für Innovationen
3.25.8)	komp8	importance of self-reliance of employees for innovations	Bedeutung der Selbstständigkeit der Mitarbeiter für Innovationen
3.25.9)	komp9	importance of employees' risk-taking behaviour for innovations	Bedeutung der Risikobereitschaft der Mitarbeiter für Innovationen
3.25.10)	komp10	importance of creativity of employees for innovations	Bedeutung der Kreativität der Mitarbeiter für Innovationen
3.25.11)	komp11	most important ability/skills of employees for innovations	Wichtigste Fähigkeit and Kompetenz der Mitarbeiter für Innovationen
3.25.12)	komp12	second most important ability/skills of employees for innovations	Zweitwichtigste Fähigkeit and Kompetenz der Mitarbeiter für Innovationen
3.25.13)	komp13	third most important ability/skills of employees for innovations	Drittwichtigste Fähigkeit and Kompetenz der Mitarbeiter für Innovationen

### 3.26 Innovations in cooperation with external partners

No.	Name	Label	German description
3.26.1)	koex1	coop. with external partners were started/enhanced/ continued	Kooperationen mit externen angefangen/entwickelt/fortgeführt
3.26.2)	koex2	importance of coop. with customers from same administrative district	Bedeutung von Kooperationen mit Kunden im gleichen Landkreis
3.26.3)	koex3	importance of coop. with German customers outside the own district	Bedeutung von Kooperation mit Kunden im restlichen Deutschland
3.26.4)	koex4	importance of coop. with foreign customers	Bedeutung von Kooperationen mit Kunden außerhalb Deutschlands
3.26.5)	koex2_3_4	general importance of coop. with customers	Generelle Bedeutung von Kooperationen mit Kunden
3.26.6)	koex5	importance of coop. with suppliers from same administrative district	Bedeutung von Kooperationen mit Lieferanten im gleichen Landkreis
3.26.7)	koex6	importance of coop. with German suppliers outside the own district	Bedeutung von Kooperation mit Lieferanten im restlichen Deutschland
3.26.8)	koex7	importance of coop. with foreign suppliers	Bedeutung von Kooperationen mit Lieferanten außerhalb Deutschlands
3.26.9)	koex5_6_7	general importance of coop. with suppliers	Generelle Bedeutung von Kooperationen mit Lieferanten
3.26.10)	koex8	importance of coop. with competitors from same administrative district	Bedeutung von Kooperationen mit Wettbewerbern im gleichen Landkreis
3.26.11)	koex9	importance of coop. with German competitors outside the own district	Bedeutung von Kooperation mit Wettbewerbern im restlichen Deutschland
3.26.12)	koex10	importance of coop. with foreign competitors	Bedeutung von Kooperationen mit Wettbewerbern außerhalb Deutschlands
3.26.13)	koex8_9_10	general importance of coop. with competitors	Generelle Bedeutung von Kooperationen mit Wettbewerbern
3.26.14)	koex11	importance of coop. with other companies from same administrative district	Bedeutung von Kooperationen mit sonstigen Unternehmen im gleichen Landkreis
3.26.15)	koex12	importance of coop. with other German companies outside the own district	Bedeutung von Kooperation mit sonstigen Unternehmen im restlichen Deutschland
3.26.16)	koex13	importance of coop. with foreign companies	Bedeutung von Kooperationen mit sonstigen Unternehmen außerhalb Deutschlands
3.26.17)	koex11_12_13	general importance of coop. with other companies	Generelle Bedeutung von Kooperationen mit sonstigen Unternehmen
3.26.18)	koex14	importance of coop. with research institutions from same administrative district	Bedeutung von Kooperationen mit Forschungseinrichtungen im gleichen Landkreis
3.26.19)	koex15	importance of coop. with German research institutions outside the own district	Bedeutung von Kooperation mit Forschungseinrichtungen im restlichen Deutschland
3.26.20)	koex16	importance of coop. with foreign research institutions	Bedeutung von Kooperationen mit Forschungseinrichtungen außerhalb Deutschlands
3.26.21)	koex14_15_16	general importance of coop. with research institutions	Generelle Bedeutung von Kooperationen mit Forschungseinrichtungen
3.26.22)	koex17	importance of partner companies from food-/tobacco industry	Bedeutung von Partnerunternehmen aus Ernährungs-/Tabakgewerbe
3.26.23)	koex18	importance of partner companies from clothing-/leather fabrication	Bedeutung von Partnerunternehmen aus Textil-, Bekleidungs- oder Ledergewerbe
3.26.24)	koex19	importance of partner companies from wood-/furniture industry	Bedeutung von Partnerunternehmen aus Holz- oder Möbelgewerbe
3.26.25)	koex20	importance of partner companies from paper-/printing industry	Bedeutung von Partnerunternehmen aus Papier- oder Druckgewerbe
3.26.26)	koex21	importance of partner companies from chemical-/plastics industry	Bedeutung von Partnerunternehmen aus Chemie-, Kunststoff- oder Kokereigewerbe
3.26.27)	koex22	importance of partner companies from metal industry	Bedeutung von Partnerunternehmen aus Metallgewerbe

3.26.28)	koex23	importance of partner companies from glass-/ceramics industry	Bedeutung von Partnerunternehmen aus Glas-/Keramikgewerbe
3.26.29)	koex24	importance of partner companies from mechanical engineering	Bedeutung von Partnerunternehmen aus Maschinenbau
3.26.30)	koex25	importance of partner companies from production of office equipment	Bedeutung von Partnerunternehmen aus Herst. v. Büromaschinen and DV-Geräten
3.26.31)	koex26	importance of partner companies from energy industry	Bedeutung von Partnerunternehmen aus Energiegewerbe
3.26.32)	koex27	importance of partner companies from electrical engineering	Bedeutung von Partnerunternehmen aus Elektrotechnik
3.26.33)	koex28	importance of partner companies from broadcast engineering	Bedeutung von Partnerunternehmen aus Rundfunk-, TV- u. Nachrichtentechnik
3.26.34)	koex29	importance of partner companies from medical engineering	Bedeutung von Partnerunternehmen aus Medizin- and Messtechnik
3.26.35)	koex30	importance of partner companies from automotive manufacturing	Bedeutung von Partnerunternehmen aus Fahrzeugbau
3.26.36)	koex31	importance of partner companies from service industry	Bedeutung von Partnerunternehmen aus Dienstleistungsgewerbe
3.26.37)	koex32	importance of partner companies from other sectors (construction, trade, etc.)	Bedeutung von Partnerunternehmen aus sonstigen Sektoren (Bau, Handel, etc.)

### 3.27 Innovation vouchers

No.	Name	Label	German description
3.27.1)	ig1	company is aware of innovation voucher programme	Innovationsgutschein-Programm ist dem Unternehmen bekannt
3.27.2)	ig2	company has applied for voucher	Erzeugnisbereich hat Innovationsgutschein beantragt
3.27.3)	ig3	voucher was granted to company	Erzeugnisbereich wurde Innovationsgutschein bewilligt
3.27.4)	ig4	total value of redeemed innovation vouchers (euro)	Gesamtwert der eingelösten Innovationsgutscheine in Euro
3.27.5)	ig5	total costs of innovation cooperations subsidised through voucher (euro)	Gesamtkosten der mit Gutschein subventionierten Innovationskooperationen in Euro
3.27.6)	ig6	impact of voucher on frequency of innovation cooperations	Wirkung eines Innovationsgutscheins auf Häufigkeit von Innovationskooperationen
3.27.7)	ig7	impact of voucher on number of innovation projects	Wirkung eines Innovationsgutscheins auf Anzahl der Innovationsprojekte
3.27.8)	ig8	impact of voucher on R&D expenditure	Wirkung eines Innovationsgutscheins auf R&D Ausgaben

### 3.28 Information and communication technology

No.	Name	Label	German description
3.28.1)	comp	share of employees whose tasks require the use of a computer	Anteil der Arbeiter, die zur Ausübung ihrer Tätigkeit einen Computer benötigen
3.28.2)	inet	share of employees whose tasks require the use of the internet	Anteil der Arbeiter, die zur Ausübung ihrer Tätigkeit das Internet benötigen
3.28.3)	nocloud	not using any cloud-services	Unternehmen nutzt keine Cloud-Dienste
3.28.4)	cloudint	using internally implemented cloud-system	Unternehmen nutzt intern realisierte Cloud
3.28.5)	cloudext	using external cloud-service	Unternehmen nutzt Cloud-Dienste von einem externen Anbieter
3.28.6)	invict	yes, we invested in new ict-equipment during last two years	Unternehmen hat in letzten zwei Jahren in neue IKT-Ausstattung investiert
3.28.7)	invexpict	expenditure on investments in ict-equipment (euro)	Ausgaben für Investitionen in IKT-Ausstattung in Euro
3.28.8)	noinvict	no, we did not invest in new ict-equipment during last two years	Unternehmen hat in letzten zwei Jahren nicht in neue IKT-Ausstattung investiert
3.28.9)	mainit	main investment in ict: it equipment (computer and hardware)	Vorrangige Investition in IKT-Ausstattung: IT-Ausstattung (Computer and Hardware)
3.28.10)	mainct	main investment in ict: communication equipment	Vorrangige Investition in IKT-Ausstattung: Kommunikationsausstattung
3.28.11)	mainsoft	main investment in ict: software	Vorrangige Investition in IKT-Ausstattung: Software
3.28.12)	loreorg	low degree of restructuring due to investments in ict	IKT-Investitionen erforderten Umstrukturierung in geringem Umfang
3.28.13)	hireorg	high degree of restructuring due to investments in ict	IKT-Investitionen erforderten umfassende Umstrukturierung
3.28.14)	noreorg	no restructuring due to investments in ict	IKT-Investitionen erforderten keine Umstrukturierung
3.28.15)	inditdep	investment in ict induced by internal it-department	Anstöße für IKT-Investitionen stammen von interner IT-Abteilung
3.28.16)	indcustom	investment in ict induced by customers	Anstöße für IKT-Investitionen stammen von Kunden
3.28.17)	inditgmt	investment in ict induced by internal it-management	Anstöße für IKT-Investitionen stammen von internem IT-Management
3.28.18)	indsuppl	investment in ict induced by suppliers	Anstöße für IKT-Investitionen stammen von Zulieferern
3.28.19)	indextcons	investment in ict induced by external it-consultancy	Anstöße für IKT-Investitionen stammen von externer IT-Beratung
3.28.20)	indextbp	investment in ict induced by external business partners	Anstöße für IKT-Investitionen stammen von externen Geschäftspartnern
3.28.21)	cstrknow	investment in ict constrained by lack of it-knowledge (employees)	IKT-Investitionsvorhaben behindert durch fehlende IT-Kenntnisse der Mitarbeiter
3.28.22)	cstrcons	investment in ict constrained by high costs of external consultancy	IKT-Investitionsvorhaben behindert durch hohe Kosten für externe IT-Beratung
3.28.23)	cstritpers	investment in ict constrained by lack of it-experts on regional labour market	IKT-Investitionsvorhaben behindert durch Mangel an IT-Fachpersonal auf dem regionalen Arbeitsmarkt
3.28.24)	cstrbroadb	investment in ict constrained by insufficient regional supply of broad band	IKT-Investitionsvorhaben behindert durch unzureichende regionale Breitbandversorgung
3.28.25)	cstritappl	investment in ict constrained by lack of suitable it-applications	IKT-Investitionsvorhaben behindert durch fehlende geeignete IT-Anwendungen

### 3.29 Age structure

No.	Name	Label	German description
3.29.1)	bs_u30	share of employees under 30 years old	Anteil Beschäftigte jünger als 30
3.29.2)	bs_30_50	share of employees between 30 and 50 years old	Anteil Beschäftigte im Alter 30 - 50
3.29.3)	bs_o50	share of employees 50+ years old	Anteil Beschäftigte im Alter 50 und älter
3.29.4)	bs_u30_fue	share of employees under 30 years old in R&D	Anteil Beschäftigte jünger als 30 im FuE Bereich
3.29.5)	bs_30_50_fue	share of employees between 30 and 50 years old in R&D	Anteil Beschäftigte im Alter 30 - 50 im FuE Bereich
3.29.6)	bs_o50_fue	share of employees 50+ years old in R&D	Anteil Beschäftigte im Alter 50 und älter im FuE Bereich
3.29.7)	bs_for_int	number of foreign employees born in EU	Zahl ausländischer Beschäftigter in EU geboren
3.29.8)	bs_for_ext	number of foreign employees born outside of the EU	Zahl ausländischer Beschäftigter außerhalb der EU geboren
3.29.9)	for_u30_int	share of foreign employees born in EU under 30 years old	Anteil ausländischer Beschäftigter jünger als 30 in EU geboren
3.29.10)	for_30_50_int	share of foreign employees born in EU between 30 and 50 years old	Anteil ausländischer Beschäftigter zwischen 30 und 50 Jahren alt in der EU geboren
3.29.11)	for_o50_int	share of foreign employees born in EU 50+ years old	Anteil ausländischer Beschäftigter 50 Jahre und älter in EU geboren
3.29.12)	for_u30_ext	share of foreign employees born outside of the EU under 30 years old	Anteil ausländischer Beschäftigter jünger als 30 Jahre außerhalb der EU geboren
3.29.13)	for_30_50_ext	share of foreign employees born outside of the EU between 30 and 50 years old	Anteil ausländischer Beschäftigter zwischen 30 und 50 Jahren außerhalb der EU geboren
3.29.14)	for_o50_ext	share of foreign employees born outside of the EU 50+ years old	Anteil ausländischer Beschäftigter 50 Jahre und älter außerhalb der EU geboren

## 1. Identification variables

### 1.1 Information for company identification

No.	Name	Label	Survey period	Survey frequency
1.1)	plantnum	KT and INNO information containing id	West 1982 to 1990 East and West since 1991	annual annual

#### Time span of variable

1982	1983	1984	1985	1986	1987	1988	1989	1990	1991	1992	1993	1994	1995	1996	1997	Further information
WEST									EAST and WEST							Identification number, 11 digits  The plantnum is created from following variables and can be combined with the one from the KT VG  digit 1-4: prodnum digit 5-6: fedstaifo digit 7-11: runnum
1998	1999	2000	2001	2002	2003	2004	2005	2006	2007	2008	2009	2010	2011	2012	2013	
EAST and WEST																
2014	2015	2016	2017	2018	2019	2020	2021	2022	2023	2024	2025	2026	2027	2028	2029	
EAST WEST																

No.	Name	Label	Survey period	Survey frequency
1.2)	idnum	KT and INNO firm adressfile id, 7 digits	East and West since 1999	annual

#### Time span of variable

1982	1983	1984	1985	1986	1987	1988	1989	1990	1991	1992	1993	1994	1995	1996	1997	Further information
7 digits																
1998	1999	2000	2001	2002	2003	2004	2005	2006	2007	2008	2009	2010	2011	2012	2013	digit 1-2: economic branch digit 3-7: company identifier
EAST and WEST																partially available already before 1999 (can be recombined)
2014	2015	2016	2017	2018	2019	2020	2021	2022	2023	2024	2025	2026	2027	2028	2029	
EAST WEST																

No.	Name	Label	Survey period	Survey frequency
1.3)	gk	sizerange (from KT)	West 1982 to 1990 East and West since 1991	annual annual

#### Time span of variable

1982	1983	1984	1985	1986	1987	1988	1989	1990	1991	1992	1993	1994	1995	1996	1997	Further information
WEST									EAST and WEST*							Size range (employees) refers to the whole company (from KT) [1] = up to 49 [2] = 50 - 199 [3] = 200 - 499 [4] = 500 - 999 [5] = 1000 and more * : since 1991 calculated by the variable emppro from KT
1998	1999	2000	2001	2002	2003	2004	2005	2006	2007	2008	2009	2010	2011	2012	2013	
EAST and WEST																
2014	2015	2016	2017	2018	2019	2020	2021	2022	2023	2024	2025	2026	2027	2028	2029	
EAST WEST																

No.	Name	Label	Survey period	Survey frequency
1.4)	land	federal state (ifo code)	West 1982 to 1990 East and West since 1991	annual annual

#### Time span of variable

1982	1983	1984	1985	1986	1987	1988	1989	1990	1991	1992	1993	1994	1995	1996	1997	Further information
Federal state according to ifo-code																
WEST									EAST and WEST							1 "[01] Berlin West"      10 "[10] Bavaria" 2 "[02] Schleswig-Holstein"      11 "[11] Saarland" 3 "[03] Hamburg"      12 "[12] Mecklenburg- 4 "[04] Bremen"                Western Pomerania"



1998	1999	2000	2001	2002	2003	2004	2005	2006	2007	2008	2009	2010	2011	2012	2013	5 "[05] Lower Saxony"	13 "[13] Brandenburg
<b>EAST and WEST</b>																6 "[06] Northrhine-Westphalia"	14 "[14] Sacxony-Anhalt"
																7 "[07] Rheinland-Palatinat"	15 "[15] Saxony"
																8 "[08] Hesse"	16 "[16] Thuringia"
																9 "[09] Baden-Wuerttemberg"	
2014	2015	2016	2017	2018	2019	2020	2021	2022	2023	2024	2025	2026	2027	2028	2029		
<b>EAST</b>																	
<b>WEST</b>																	

No.	Name	Label	Survey period	Survey frequency
-----	------	-------	---------------	------------------

1.5) **year** year West 1982 to 1990 annual  
East and West since 1991 annual

Time span of variable

1982	1983	1984	1985	1986	1987	1988	1989	1990	1991	1992	1993	1994	1995	1996	1997	Further information
<b>WEST</b>									<b>EAST and WEST</b>							
1998	1999	2000	2001	2002	2003	2004	2005	2006	2007	2008	2009	2010	2011	2012	2013	
<b>EAST and WEST</b>																
2014	2015	2016	2017	2018	2019	2020	2021	2022	2023	2024	2025	2026	2027	2028	2029	
<b>EAST</b>																
<b>WEST</b>																

No.	Name	Label	Survey period	Survey frequency
-----	------	-------	---------------	------------------

1.6) **nace** industry sector, NACE code (wz93) East and West since 1996 annual

Time span of variable

1982	1983	1984	1985	1986	1987	1988	1989	1990	1991	1992	1993	1994	1995	1996	1997	Further information Industry sector according to Nace code (WZ93)  [15] = food industry [26] = glass,ceramic,stone [16] = tobacco industry [27] = metal prod.,processing [17] = textile industry [28] = prod. of metal products [18] = clothing industry [29] = engineering [19] = leather fabrication [30] = office equipment, dp... [20] = timber or furniture ind. [31] = electronic prod. and dist. [21] = paper industry [32] = broadcasting,television... [22] = printing industry [33] = medical/measurement ei [23] = cokery, mineral [34] = prod. Of cars/carparts... [24] = chem. industry [35] = other vehicle constructio [25] = rubber, plastics [36] = prod of furniture, jewelr
<b>EAST and WEST</b>																
1998	1999	2000	2001	2002	2003	2004	2005	2006	2007	2008	2009	2010	2011	2012	2013	
<b>EAST and WEST</b>																
2014	2015	2016	2017	2018	2019	2020	2021	2022	2023	2024	2025	2026	2027	2028	2029	
<b>EAST</b>																
<b>WEST</b>																

No.	Name	Label	Survey period	Survey frequency
-----	------	-------	---------------	------------------

1.7) **waehr** currency DM - EUR West 1982 to 1990 annual  
East and West since 1991 annual

Time span of variable

1982	1983	1984	1985	1986	1987	1988	1989	1990	1991	1992	1993	1994	1995	1996	1997	Further information currency DM - EUR
<b>WEST</b>									<b>EAST and WEST</b>							
1998	1999	2000	2001	2002	2003	2004	2005	2006	2007	2008	2009	2010	2011	2012	2013	
<b>EAST and WEST</b>																
2014	2015	2016	2017	2018	2019	2020	2021	2022	2023	2024	2025	2026	2027	2028	2029	
<b>EAST</b>																
<b>WEST</b>																

No.	Name	Label	Survey period	Survey frequency
-----	------	-------	---------------	------------------

1.8) **westost** western / eastern West 1982 to 1990 annual

Time span of variable

1982	1983	1984	1985	1986	1987	1988	1989	1990	1991	1992	1993	1994	1995	1996	1997
<b>WEST</b>									<b>EAST and WEST</b>						
1998	1999	2000	2001	2002	2003	2004	2005	2006	2007	2008	2009	2010	2011	2012	2013
<b>EAST and WEST</b>															
2014	2015	2016	2017	2018	2019	2020	2021	2022	2023	2024	2025	2026	2027	2028	2029
<b>EAST</b>		<b>WEST</b>													

Further information

differentiates between eastern and western survey

## 2. General information

No.	Name	Label	Survey period	Survey frequency
2.1)	umsatz	total revenue in above-mentioned product line	West 1982 to 1990 East and West since 1991	annual annual

### Wording of question

1982 to 2012	Further information																																																																																																																
<p><b>Only for weighting purposes / VII. general information</b></p> <p>In 19WW* the revenue (without VAT) in above mentioned product line was about _____ (T Euro / T DM)**</p>	<p>**19WW" denotes the year under review</p> <p>**Currency see variable 1.8) waehr</p>																																																																																																																
<p><b>Time span of variable</b></p>																																																																																																																	
<table border="1"> <thead> <tr> <th>1982</th><th>1983</th><th>1984</th><th>1985</th><th>1986</th><th>1987</th><th>1988</th><th>1989</th><th>1990</th><th>1991</th><th>1992</th><th>1993</th><th>1994</th><th>1995</th><th>1996</th><th>1997</th> </tr> </thead> <tbody> <tr> <td colspan="9">WEST</td> <td colspan="7">EAST and WEST</td> </tr> <tr> <td>1998</td><td>1999</td><td>2000</td><td>2001</td><td>2002</td><td>2003</td><td>2004</td><td>2005</td><td>2006</td><td>2007</td><td>2008</td><td>2009</td><td>2010</td><td>2011</td><td>2012</td><td>2013</td> </tr> <tr> <td colspan="16">EAST and WEST</td> </tr> <tr> <td>2014</td><td>2015</td><td>2016</td><td>2017</td><td>2018</td><td>2019</td><td>2020</td><td>2021</td><td>2022</td><td>2023</td><td>2024</td><td>2025</td><td>2026</td><td>2027</td><td>2028</td><td>2029</td> </tr> <tr> <td colspan="2">EAST</td> <td colspan="14"></td> </tr> <tr> <td colspan="2">WEST</td> <td colspan="14"></td> </tr> </tbody> </table>		1982	1983	1984	1985	1986	1987	1988	1989	1990	1991	1992	1993	1994	1995	1996	1997	WEST									EAST and WEST							1998	1999	2000	2001	2002	2003	2004	2005	2006	2007	2008	2009	2010	2011	2012	2013	EAST and WEST																2014	2015	2016	2017	2018	2019	2020	2021	2022	2023	2024	2025	2026	2027	2028	2029	EAST																WEST															
1982		1983	1984	1985	1986	1987	1988	1989	1990	1991	1992	1993	1994	1995	1996	1997																																																																																																	
WEST									EAST and WEST																																																																																																								
1998	1999	2000	2001	2002	2003	2004	2005	2006	2007	2008	2009	2010	2011	2012	2013																																																																																																		
EAST and WEST																																																																																																																	
2014	2015	2016	2017	2018	2019	2020	2021	2022	2023	2024	2025	2026	2027	2028	2029																																																																																																		
EAST																																																																																																																	
WEST																																																																																																																	

No.	Name	Label	Survey period	Survey frequency
2.2)	beszn	percentage increase in number of employees last 5 years	East and West 1996	once

### Wording of question

1996	Further information																																															
<p><b>VII. General information</b></p> <p>Please quantify the development during the last 5 years</p> <p>employees increase in % _____</p>																																																
<p><b>Time span of variable</b></p>																																																
<table border="1"> <thead> <tr> <th>1982</th><th>1983</th><th>1984</th><th>1985</th><th>1986</th><th>1987</th><th>1988</th><th>1989</th><th>1990</th><th>1991</th><th>1992</th><th>1993</th><th>1994</th><th>1995</th><th>1996</th><th>1997</th> </tr> </thead> <tbody> <tr> <td colspan="14"></td> <td>EAST + WEST</td> <td></td> </tr> <tr> <td>1998</td><td>1999</td><td>2000</td><td>2001</td><td>2002</td><td>2003</td><td>2004</td><td>2005</td><td>2006</td><td>2007</td><td>2008</td><td>2009</td><td>2010</td><td>2011</td><td>2012</td><td>2013</td> </tr> </tbody> </table>	1982	1983	1984	1985	1986	1987	1988	1989	1990	1991	1992	1993	1994	1995	1996	1997															EAST + WEST		1998	1999	2000	2001	2002	2003	2004	2005	2006	2007	2008	2009	2010	2011	2012	2013
1982	1983	1984	1985	1986	1987	1988	1989	1990	1991	1992	1993	1994	1995	1996	1997																																	
														EAST + WEST																																		
1998	1999	2000	2001	2002	2003	2004	2005	2006	2007	2008	2009	2010	2011	2012	2013																																	

No.	Name	Label	Survey period	Survey frequency
2.3)	umszn	percentage increase in total revenue last 5 years	East and West 1996	once

### Wording of question

1996	Further information																																															
<p><b>VII. General information</b></p> <p>Please quantify the development during the last 5 years</p> <p>revenue increase in % _____</p>																																																
<p><b>Time span of variable</b></p>																																																
<table border="1"> <thead> <tr> <th>1982</th><th>1983</th><th>1984</th><th>1985</th><th>1986</th><th>1987</th><th>1988</th><th>1989</th><th>1990</th><th>1991</th><th>1992</th><th>1993</th><th>1994</th><th>1995</th><th>1996</th><th>1997</th> </tr> </thead> <tbody> <tr> <td colspan="14"></td> <td>EAST + WEST</td> <td></td> </tr> <tr> <td>1998</td><td>1999</td><td>2000</td><td>2001</td><td>2002</td><td>2003</td><td>2004</td><td>2005</td><td>2006</td><td>2007</td><td>2008</td><td>2009</td><td>2010</td><td>2011</td><td>2012</td><td>2013</td> </tr> </tbody> </table>	1982	1983	1984	1985	1986	1987	1988	1989	1990	1991	1992	1993	1994	1995	1996	1997															EAST + WEST		1998	1999	2000	2001	2002	2003	2004	2005	2006	2007	2008	2009	2010	2011	2012	2013
1982	1983	1984	1985	1986	1987	1988	1989	1990	1991	1992	1993	1994	1995	1996	1997																																	
														EAST + WEST																																		
1998	1999	2000	2001	2002	2003	2004	2005	2006	2007	2008	2009	2010	2011	2012	2013																																	

No.	Name	Label	Survey period	Survey frequency
-----	------	-------	---------------	------------------

2.4) **beskv** unchanged number of employees last 5 years East and West 1996 once

**Wording of question**

<p>1996 <b>VII. General information</b></p> <p>Please quantify the development during the last 5 years</p> <p style="text-align: right;">no change</p> <p style="text-align: right;">employees <input type="text"/> [1]</p>	<p>Further information</p>																																															
<p><b>Time span of variable</b></p> <table border="1" style="width: 100%; text-align: center;"> <tr> <td>1982</td><td>1983</td><td>1984</td><td>1985</td><td>1986</td><td>1987</td><td>1988</td><td>1989</td><td>1990</td><td>1991</td><td>1992</td><td>1993</td><td>1994</td><td>1995</td><td>1996</td><td>1997</td> </tr> <tr> <td colspan="14"></td> <td style="background-color: #003366; color: white;">EAST + WEST</td> </tr> <tr> <td>1998</td><td>1999</td><td>2000</td><td>2001</td><td>2002</td><td>2003</td><td>2004</td><td>2005</td><td>2006</td><td>2007</td><td>2008</td><td>2009</td><td>2010</td><td>2011</td><td>2012</td><td>2013</td> </tr> </table>		1982	1983	1984	1985	1986	1987	1988	1989	1990	1991	1992	1993	1994	1995	1996	1997															EAST + WEST	1998	1999	2000	2001	2002	2003	2004	2005	2006	2007	2008	2009	2010	2011	2012	2013
1982	1983	1984	1985	1986	1987	1988	1989	1990	1991	1992	1993	1994	1995	1996	1997																																	
														EAST + WEST																																		
1998	1999	2000	2001	2002	2003	2004	2005	2006	2007	2008	2009	2010	2011	2012	2013																																	

No.	Name	Label	Survey period	Survey frequency
-----	------	-------	---------------	------------------

2.5) **umskv** unchanged total revenue last 5 years East and West 1996 once

**Wording of question**

<p>1996 <b>VII. General information</b></p> <p>Please quantify the development during the last 5 years</p> <p style="text-align: right;">no change</p> <p style="text-align: right;">revenue <input type="text"/> [1]</p>	<p>Further information</p>																																															
<p><b>Time span of variable</b></p> <table border="1" style="width: 100%; text-align: center;"> <tr> <td>1982</td><td>1983</td><td>1984</td><td>1985</td><td>1986</td><td>1987</td><td>1988</td><td>1989</td><td>1990</td><td>1991</td><td>1992</td><td>1993</td><td>1994</td><td>1995</td><td>1996</td><td>1997</td> </tr> <tr> <td colspan="14"></td> <td style="background-color: #003366; color: white;">EAST + WEST</td> </tr> <tr> <td>1998</td><td>1999</td><td>2000</td><td>2001</td><td>2002</td><td>2003</td><td>2004</td><td>2005</td><td>2006</td><td>2007</td><td>2008</td><td>2009</td><td>2010</td><td>2011</td><td>2012</td><td>2013</td> </tr> </table>		1982	1983	1984	1985	1986	1987	1988	1989	1990	1991	1992	1993	1994	1995	1996	1997															EAST + WEST	1998	1999	2000	2001	2002	2003	2004	2005	2006	2007	2008	2009	2010	2011	2012	2013
1982	1983	1984	1985	1986	1987	1988	1989	1990	1991	1992	1993	1994	1995	1996	1997																																	
														EAST + WEST																																		
1998	1999	2000	2001	2002	2003	2004	2005	2006	2007	2008	2009	2010	2011	2012	2013																																	

No.	Name	Label	Survey period	Survey frequency
-----	------	-------	---------------	------------------

2.6) **besan** percentage decrease in number of employees last 5 years East and West 1996 once

**Wording of question**

<p>1996 <b>VII. General information</b></p> <p>Please quantify the development during the last 5 years</p> <p style="text-align: right;">decrease in %</p> <p style="text-align: right;">employees _____</p>	<p>Further information</p>																																															
<p><b>Time span of variable</b></p> <table border="1" style="width: 100%; text-align: center;"> <tr> <td>1982</td><td>1983</td><td>1984</td><td>1985</td><td>1986</td><td>1987</td><td>1988</td><td>1989</td><td>1990</td><td>1991</td><td>1992</td><td>1993</td><td>1994</td><td>1995</td><td>1996</td><td>1997</td> </tr> <tr> <td colspan="14"></td> <td style="background-color: #003366; color: white;">EAST + WEST</td> </tr> <tr> <td>1998</td><td>1999</td><td>2000</td><td>2001</td><td>2002</td><td>2003</td><td>2004</td><td>2005</td><td>2006</td><td>2007</td><td>2008</td><td>2009</td><td>2010</td><td>2011</td><td>2012</td><td>2013</td> </tr> </table>		1982	1983	1984	1985	1986	1987	1988	1989	1990	1991	1992	1993	1994	1995	1996	1997															EAST + WEST	1998	1999	2000	2001	2002	2003	2004	2005	2006	2007	2008	2009	2010	2011	2012	2013
1982	1983	1984	1985	1986	1987	1988	1989	1990	1991	1992	1993	1994	1995	1996	1997																																	
														EAST + WEST																																		
1998	1999	2000	2001	2002	2003	2004	2005	2006	2007	2008	2009	2010	2011	2012	2013																																	

No.	Name	Label	Survey period	Survey frequency
-----	------	-------	---------------	------------------

2.7) **umsan** percentage decrease in total revenue last 5 years East and West 1996 once

**Wording of question**

<p>1996 <b>VII. General information</b></p> <p>Please quantify the development during the last 5 years</p> <p style="text-align: right;">decrease in %</p>	<p>Further information</p>
--	----------------------------

revenue															
Time span of variable															
1982	1983	1984	1985	1986	1987	1988	1989	1990	1991	1992	1993	1994	1995	1996	1997
														EAST + WEST	
1998	1999	2000	2001	2002	2003	2004	2005	2006	2007	2008	2009	2010	2011	2012	2013

No.	Name	Label	Survey period	Survey frequency
-----	------	-------	---------------	------------------

2.8) **exp1** share of exports w.r.t. product line East and West since 1991 irregular

Wording of question

1991 to 2012 <b>VII. General information for the product line</b> The share of exports to the revenue was: _____ %	Further information
--	---------------------

Time span of variable

1982	1983	1984	1985	1986	1987	1988	1989	1990	1991	1992	1993	1994	1995	1996	1997
									EAST WEST				EAST WEST		EAST WEST
1998	1999	2000	2001	2002	2003	2004	2005	2006	2007	2008	2009	2010	2011	2012	2013
<b>EAST and WEST</b>															
2014	2015	2016	2017	2018	2019	2020	2021	2022	2023	2024	2025	2026	2027	2028	2029
EAST WEST															

No.	Name	Label	Survey period	Survey frequency
-----	------	-------	---------------	------------------

2.9) **exp2** share of exports w.r.t. whole company East and West 1995 to 2010 irregular

Wording of question

1995 to 2010 <b>Only for weighting purposes:</b> The share of exports to the revenue - of the entire company _____ %	Further information
--	---------------------

Time span of variable

1982	1983	1984	1985	1986	1987	1988	1989	1990	1991	1992	1993	1994	1995	1996	1997
													EAST WEST		EAST WEST
1998	1999	2000	2001	2002	2003	2004	2005	2006	2007	2008	2009	2010	2011	2012	2013
<b>EAST and WEST</b>															
2014	2015	2016	2017	2018	2019	2020	2021	2022	2023	2024	2025	2026	2027	2028	2029

No.	Name	Label	Survey period	Survey frequency
-----	------	-------	---------------	------------------

2.10) **noexp** no exports East and West since 1995 irregular

Wording of question

1995 to 2004	Further information
--------------	---------------------

**Only for weighting purposes:**

We don't export  [1]

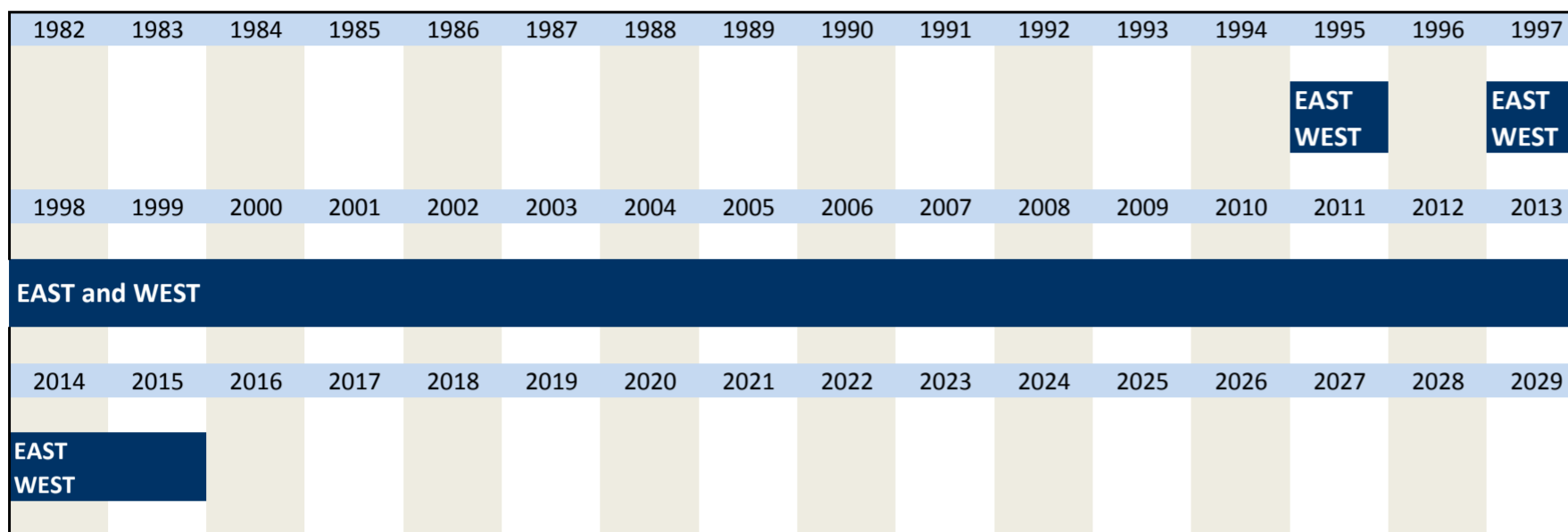
---

2005 to 2012

**Only for weighting purposes:**

Our product line does not export  [1]

**Time span of variable**



No.	Name	Label	Survey period	Survey frequency
-----	------	-------	---------------	------------------

2.11) **bs\_fue** number of employees in R&D **East and West 2005 to 2012** irregular

**Wording of question**

2005 to 2012

**VII. General information** In R&D

In 20WW\* the number of employees in above mentioned product line was \_\_\_\_\_ (persons)

---

**Time span of variable**

1982	1983	1984	1985	1986	1987	1988	1989	1990	1991	1992	1993	1994	1995	1996	1997
1998	1999	2000	2001	2002	2003	2004	2005	2006	2007	2008	2009	2010	2011	2012	2013
<b>EAST + WEST</b>															
2014	2015	2016	2017	2018	2019	2020	2021	2022	2023	2024	2025	2026	2027	2028	2029

Further information

\*\*"20WW" denotes the year under review

No.	Name	Label	Survey period	Survey frequency
-----	------	-------	---------------	------------------

2.12) **bs\_dokt** share of employees with doctor's degree (product line) **East and West 2005 to 2012** irregular

**Wording of question**

2005 to 2012

**VII. General information** In above mentioned product line

The following share of employees achieved as highest qualification degree... - doctor's degree \_\_\_\_\_ %

---

**Time span of variable**

1982	1983	1984	1985	1986	1987	1988	1989	1990	1991	1992	1993	1994	1995	1996	1997
1998	1999	2000	2001	2002	2003	2004	2005	2006	2007	2008	2009	2010	2011	2012	2013
<b>EAST + WEST</b>															
2014	2015	2016	2017	2018	2019	2020	2021	2022	2023	2024	2025	2026	2027	2028	2029

--	--	--	--	--	--	--	--	--	--	--	--	--	--	--	--

No.	Name	Label	Survey period	Survey frequency
-----	------	-------	---------------	------------------

2.13) **bs\_dokt\_fue** share of employees in R&D with doctor's degree East and West 2005 to 2012 irregular

**Wording of question**

<p>2005 to 2012</p> <p><b>VII. General information</b></p> <p>In R&amp;D</p> <p>The following share of employees achieved as highest qualification degree... - doctor's degree _____ %</p>	Further information
--	---------------------

**Time span of variable**

1982	1983	1984	1985	1986	1987	1988	1989	1990	1991	1992	1993	1994	1995	1996	1997
1998	1999	2000	2001	2002	2003	2004	2005	2006	2007	2008	2009	2010	2011	2012	2013
							EAST + WEST								
2014	2015	2016	2017	2018	2019	2020	2021	2022	2023	2024	2025	2026	2027	2028	2029

No.	Name	Label	Survey period	Survey frequency
-----	------	-------	---------------	------------------

2.14) **bs\_ftechn** share of employees with university degree, technical East and West 2005 to 2012 irregular

**Wording of question**

<p>2005 to 2012</p> <p><b>VII. General information</b></p> <p>In above mentioned product line</p> <p>The following share of employees achieved as highest qualification degree... - university degree - scientific-technical course of studies _____ %</p>	Further information
--	---------------------

**Time span of variable**

1982	1983	1984	1985	1986	1987	1988	1989	1990	1991	1992	1993	1994	1995	1996	1997
1998	1999	2000	2001	2002	2003	2004	2005	2006	2007	2008	2009	2010	2011	2012	2013
							EAST + WEST								
2014	2015	2016	2017	2018	2019	2020	2021	2022	2023	2024	2025	2026	2027	2028	2029

No.	Name	Label	Survey period	Survey frequency
-----	------	-------	---------------	------------------

2.15) **bs\_ftechn\_fue** share of employees in R&D with university degree, technical East and West 2005 to 2012 irregular

**Wording of question**

<p>2005 to 2012</p> <p><b>VII. General information</b></p> <p>In R&amp;D</p> <p>The following share of employees achieved as highest qualification degree... - university degree - scientific technical course of studies _____ %</p>	Further information
---	---------------------

**Time span of variable**

1982	1983	1984	1985	1986	1987	1988	1989	1990	1991	1992	1993	1994	1995	1996	1997
1998	1999	2000	2001	2002	2003	2004	2005	2006	2007	2008	2009	2010	2011	2012	2013
							EAST +								

							WEST								
2014	2015	2016	2017	2018	2019	2020	2021	2022	2023	2024	2025	2026	2027	2028	2029

No.	Name	Label	Survey period	Survey frequency
-----	------	-------	---------------	------------------

2.16) **bs\_fhgeist** share of employees with university degree, social science East and West 2005 to 2012 irregular

**Wording of question**

2005 to 2012 <b>VII. General information</b>  In above mentioned product line  The following share of employees achieved as highest qualification degree... - university degree - course of studies: social sciences or liberal arts  _____ %	Further information
--	---------------------

**Time span of variable**

1982	1983	1984	1985	1986	1987	1988	1989	1990	1991	1992	1993	1994	1995	1996	1997
1998	1999	2000	2001	2002	2003	2004	2005	2006	2007	2008	2009	2010	2011	2012	2013
							EAST + WEST								
2014	2015	2016	2017	2018	2019	2020	2021	2022	2023	2024	2025	2026	2027	2028	2029

No.	Name	Label	Survey period	Survey frequency
-----	------	-------	---------------	------------------

2.17) **bs\_fhgeist\_fue** share of employees in R&D with university degree, social science East and West 2005 to 2012 irregular

**Wording of question**

2005 to 2012 <b>VII. General information</b>  In R&D  The following share of employees achieved as highest qualification degree... - university degree - course of studies: social sciences or liberal arts  _____ %	Further information
---	---------------------

**Time span of variable**

1982	1983	1984	1985	1986	1987	1988	1989	1990	1991	1992	1993	1994	1995	1996	1997
1998	1999	2000	2001	2002	2003	2004	2005	2006	2007	2008	2009	2010	2011	2012	2013
							EAST + WEST								
2014	2015	2016	2017	2018	2019	2020	2021	2022	2023	2024	2025	2026	2027	2028	2029

No.	Name	Label	Survey period	Survey frequency
-----	------	-------	---------------	------------------

2.18) **bs\_ausgeb** share of employees with professional education East and West 2005 to 2012 irregular

**Wording of question**

2005 to 2012 <b>VII. General information</b>  In above mentioned product line  The following share of employees achieved as highest qualification degree... - professional education  _____ %	Further information
---	---------------------

**Time span of variable**



1982	1983	1984	1985	1986	1987	1988	1989	1990	1991	1992	1993	1994	1995	1996	1997
1998	1999	2000	2001	2002	2003	2004	2005	2006	2007	2008	2009	2010	2011	2012	2013
							EAST + WEST								
2014	2015	2016	2017	2018	2019	2020	2021	2022	2023	2024	2025	2026	2027	2028	2029

No.	Name	Label	Survey period	Survey frequency
-----	------	-------	---------------	------------------

2.19) **bs\_ausgeb\_fue** share of employees in R&D with professional education East and West 2005 to 2012 irregular

Wording of question

2005 to 2012 <b>VII. General information</b>  The following share of employees achieved as highest qualification degree... - professional education	In R&D  _____ %	Further information
---	-----------------------	---------------------

Time span of variable

1982	1983	1984	1985	1986	1987	1988	1989	1990	1991	1992	1993	1994	1995	1996	1997
1998	1999	2000	2001	2002	2003	2004	2005	2006	2007	2008	2009	2010	2011	2012	2013
							EAST + WEST								
2014	2015	2016	2017	2018	2019	2020	2021	2022	2023	2024	2025	2026	2027	2028	2029

No.	Name	Label	Survey period	Survey frequency
-----	------	-------	---------------	------------------

2.20) **bs\_azubi** share of apprentices w.r.t. product line East and West 2005 to 2012 irregular

Wording of question

2005 to 2012 <b>VII. General information</b>  The following share of employees achieved as highest qualification degree... - apprentices	In above mentioned product line  _____ %	Further information
--	--	---------------------

Time span of variable

1982	1983	1984	1985	1986	1987	1988	1989	1990	1991	1992	1993	1994	1995	1996	1997
1998	1999	2000	2001	2002	2003	2004	2005	2006	2007	2008	2009	2010	2011	2012	2013
							EAST + WEST								
2014	2015	2016	2017	2018	2019	2020	2021	2022	2023	2024	2025	2026	2027	2028	2029

No.	Name	Label	Survey period	Survey frequency
-----	------	-------	---------------	------------------

2.21) **bs\_azubi\_fue** share of apprentices in R&D East and West 2005 to 2012 irregular

Wording of question

2005 to 2012 <b>VII. General information</b>  The following share of employees achieved as highest qualification degree... - apprentices	In R&D  _____ %	Further information
--	-----------------------	---------------------

Time span of variable															
1982	1983	1984	1985	1986	1987	1988	1989	1990	1991	1992	1993	1994	1995	1996	1997
1998	1999	2000	2001	2002	2003	2004	2005	2006	2007	2008	2009	2010	2011	2012	2013
2014	2015	2016	2017	2018	2019	2020	2021	2022	2023	2024	2025	2026	2027	2028	2029

No.	Name	Label	Survey period	Survey frequency
-----	------	-------	---------------	------------------

2.22) **bs\_unqual** share of unskilled workers w.r.t. product line East and West 2005 to 2012 irregular

**Wording of question**

2005 to 2012	Further information
<b>VII. General information</b> In above mentioned product line The following share of employees achieved as highest qualification degree... - unskilled workers _____ %	

Time span of variable															
1982	1983	1984	1985	1986	1987	1988	1989	1990	1991	1992	1993	1994	1995	1996	1997
1998	1999	2000	2001	2002	2003	2004	2005	2006	2007	2008	2009	2010	2011	2012	2013
2014	2015	2016	2017	2018	2019	2020	2021	2022	2023	2024	2025	2026	2027	2028	2029

No.	Name	Label	Survey period	Survey frequency
-----	------	-------	---------------	------------------

2.23) **bs\_unqual\_fue** share of unskilled workers in R&D East and West 2005 to 2012 irregular

**Wording of question**

2005 to 2012	Further information
<b>VII. General information</b> In R&D The following share of employees achieved as highest qualification degree... - unskilled workers _____ %	

Time span of variable															
1982	1983	1984	1985	1986	1987	1988	1989	1990	1991	1992	1993	1994	1995	1996	1997
1998	1999	2000	2001	2002	2003	2004	2005	2006	2007	2008	2009	2010	2011	2012	2013
2014	2015	2016	2017	2018	2019	2020	2021	2022	2023	2024	2025	2026	2027	2028	2029

No.	Name	Label	Survey period	Survey frequency
-----	------	-------	---------------	------------------

2.24) **antwper1** main respondent of questionnaire: leading position in R&D East and West 2008 and 2009 once

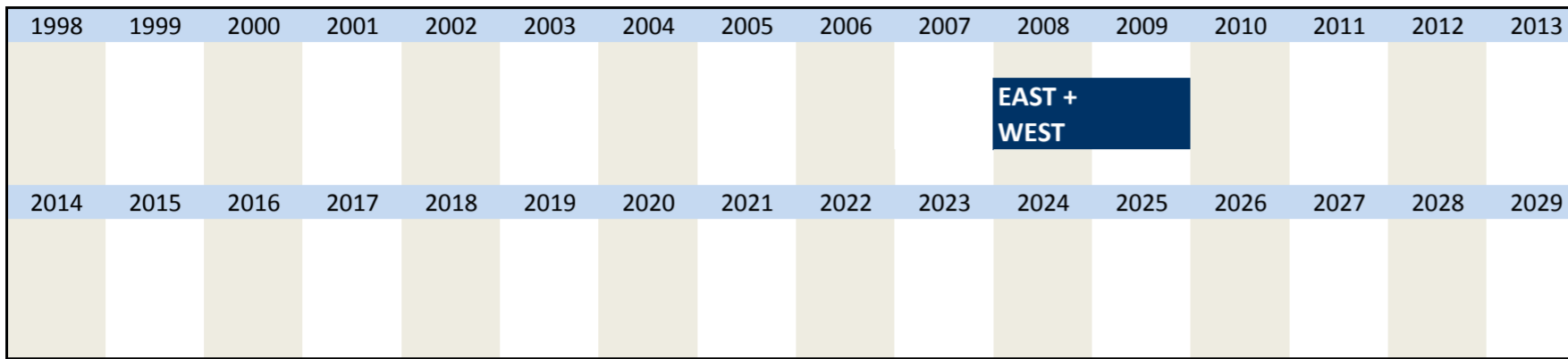
**Wording of question**

2008 and 2009	Further information
<b>VII. General information</b> Seite 25	

The main respondent of the questionnaire has the following position in your company:

leading position R&D  [1]

Time span of variable



No.	Name	Label	Survey period	Survey frequency
-----	------	-------	---------------	------------------

2.25) **antwpers2** main respondent of questionnaire: leading position in controlling East and West 2008 and 2009 once

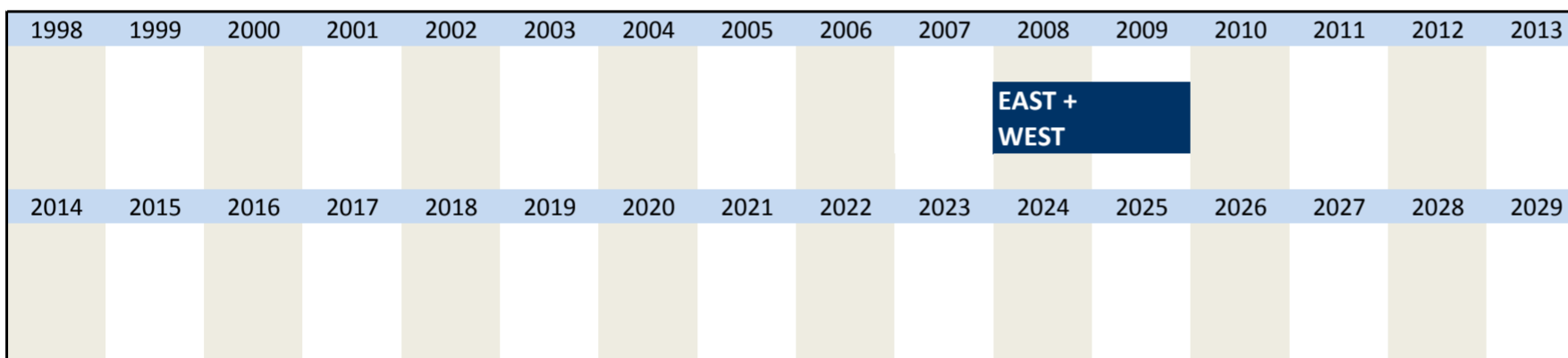
Wording of question

2008 and 2009  
**VII. General information**  
 The main respondent of the questionnaire has the following position in your company:

leading position controlling  [1]

Further information

Time span of variable



No.	Name	Label	Survey period	Survey frequency
-----	------	-------	---------------	------------------

2.26) **antwpers3** main respondent of questionnaire: leading posit. in human resource management East and West 2008 and 2009 once


Wording of question

2008 and 2009  
**VII. General information**  
 The main respondent of the questionnaire has the following position in your company:

leading position human resource management  [1]

Further information

Time span of variable



No.	Name	Label	Survey period	Survey frequency
-----	------	-------	---------------	------------------

2.27) **antwpers4** main respondent of questionnaire: management East and West 2008 and 2009 once


Wording of question

2008 and 2009  
**VII. General information**  
 The main respondent of the questionnaire has the following position in your company:

management  [1]

Further information

Time span of variable




No.	Name	Label	Survey period	Survey frequency
-----	------	-------	---------------	------------------

2.28) antwpers5 main respondent of questionnaire: employee in R&D East and West 2008 and 2009 once

Wording of question

2008 and 2009 <b>VII. General information</b> The main respondent of the questionnaire has the following position in your company:  employee R&D <input type="text"/> [1]	Further information
---	---------------------

Time span of variable




No.	Name	Label	Survey period	Survey frequency
-----	------	-------	---------------	------------------

2.29) antwpers6 main respondent of questionnaire: employee in controlling East and West 2008 and 2009 once

Wording of question

2008 and 2009 <b>VII. General information</b> The main respondent of the questionnaire has the following position in your company:  employee controlling <input type="text"/> [1]	Further information
---	---------------------

Time span of variable




No.	Name	Label	Survey period	Survey frequency
-----	------	-------	---------------	------------------

2.30) antwpers7 main respondent of questionnaire: employee in human resource management East and West 2008 and 2009 once

Wording of question

2008 and 2009 <b>VII. General information</b> The main respondent of the questionnaire has the following position in your company:  employee human resource management <input type="text"/> [1]	Further information
---	---------------------

Time span of variable



											EAST + WEST				
2014	2015	2016	2017	2018	2019	2020	2021	2022	2023	2024	2025	2026	2027	2028	2029

No.	Name	Label	Survey period	Survey frequency
-----	------	-------	---------------	------------------

2.31) **antwper8** main respondent of questionnaire: other position East and West 2008 and 2009 once

**Wording of question**

2008 and 2009 <b>VII. General information</b> The main respondent of the questionnaire has the following position in your company:  other <input type="text"/> [1]	Further information
--	---------------------

**Time span of variable**

1998	1999	2000	2001	2002	2003	2004	2005	2006	2007	2008	2009	2010	2011	2012	2013
										EAST + WEST					
2014	2015	2016	2017	2018	2019	2020	2021	2022	2023	2024	2025	2026	2027	2028	2029

No.	Name	Label	Survey period	Survey frequency
-----	------	-------	---------------	------------------

2.32) **empro** number of employees (from KT) East and West since 1991 annual

**Wording of question**

since 01/1991  Number of employees State: end of [month] [year]  In the entire company (only domestic plants) we employ  ..... persons.	Further information  since 2009 transferred retrospectively
--	---

**Time span of variable**

1982	1983	1984	1985	1986	1987	1988	1989	1990	1991	1992	1993	1994	1995	1996	1997
										EAST + WEST					
1998	1999	2000	2001	2002	2003	2004	2005	2006	2007	2008	2009	2010	2011	2012	2013
EAST + WEST															
2014	2015	2016	2017	2018	2019	2020	2021	2022	2023	2024	2025	2026	2027	2028	2029
EAST WEST															

No.	Name	Label	Survey period	Survey frequency
-----	------	-------	---------------	------------------

2.33) **empro2** number of employees in production (from KT) East and West since 1982 annual

**Wording of question**

since 1982  Number of employees  In the entire company (only domestic plants) we employ XXXXXXXXXX persons. Thereof for XY  ..... persons (possibly estimations according to share of revenue)	Further information
--	---------------------

Time span of variable

1982	1983	1984	1985	1986	1987	1988	1989	1990	1991	1992	1993	1994	1995	1996	1997
EAST + WEST															
1998	1999	2000	2001	2002	2003	2004	2005	2006	2007	2008	2009	2010	2011	2012	2013
EAST + WEST															
2014	2015	2016	2017	2018	2019	2020	2021	2022	2023	2024	2025	2026	2027	2028	2029
EAST WEST															

No.	Name	Label	Survey period	Survey frequency
2.34)	degrac	share of employees with academic degree	East and West 2011	once

Wording of question

2011	Share of employees with academic degree	circa. .... %	Further information
------	---	---------------	---------------------

Time span of variable

1998	1999	2000	2001	2002	2003	2004	2005	2006	2007	2008	2009	2010	2011	2012	2013
EAST + WEST															
2014	2015	2016	2017	2018	2019	2020	2021	2022	2023	2024	2025	2026	2027	2028	2029

No.	Name	Label	Survey period	Survey frequency
2.35)	aku1	characterisation of company: independent	West 1991 East 1991	once once

Wording of question

1991	<b>XII. Information for characterisation of the company</b>	Further information
Our company is		Special question inquired one time only
- an independent company[1]	<input type="checkbox"/>	
- part of a company group in fact	<input type="checkbox"/>	
- the parent company	<input type="checkbox"/>	
- a subsidiary	<input type="checkbox"/>	
- an affiliated company	<input type="checkbox"/>	

Time span of variable

1982	1983	1984	1985	1986	1987	1988	1989	1990	1991	1992	1993	1994	1995	1996	1997
WEST EAST															
1998	1999	2000	2001	2002	2003	2004	2005	2006	2007	2008	2009	2010	2011	2012	2013

No.	Name	Label	Survey period	Survey frequency
2.36)	aku2	characterisation of company: part of a group	West 1991 East 1991	once once

Wording of question

1991	Further information
------	---------------------

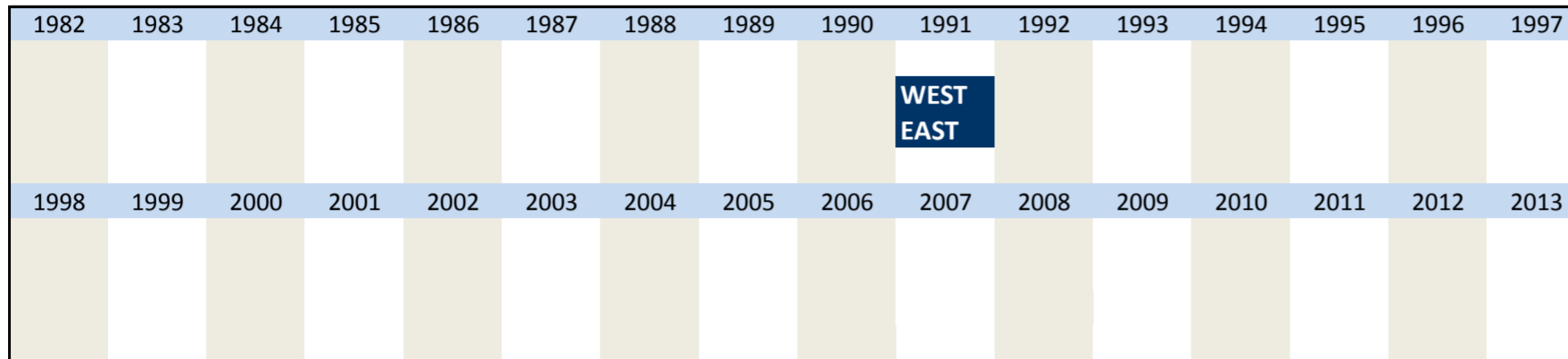
**XII. Information for characterisation of the company**

Our company is

- an independent company
- part of a company group[1] in fact
- the parent company
- a subsidiary
- an affiliated company

Special question inquired one time only

**Time span of variable**



No.	Name	Label	Survey period	Survey frequency
-----	------	-------	---------------	------------------

2.37)	aku3	characterisation of company: parent company	West 1991 East 1991	once once
-------	------	---	------------------------	--------------

**Wording of question**

1991

**XII. Information for characterisation of the company**


Our company is

- an independent company
- part of a company group in fact
- the parent company[1]
- a subsidiary
- an affiliated company

**Further information**

Special question inquired one time only

**Time span of variable**



No.	Name	Label	Survey period	Survey frequency
-----	------	-------	---------------	------------------

2.38)	aku4	characterisation of company: subsidiary	West 1991 East 1991	once once
-------	------	---	------------------------	--------------

**Wording of question**

1991

**XII. Information for characterisation of the company**

Our company is

- an independent company
- part of a company group in fact
- the parent company
- a subsidiary[1]
- an affiliated company

**Further information**

Special question inquired one time only

**Time span of variable**

1982	1983	1984	1985	1986	1987	1988	1989	1990	1991	1992	1993	1994	1995	1996	1997
									WEST EAST						
1998	1999	2000	2001	2002	2003	2004	2005	2006	2007	2008	2009	2010	2011	2012	2013

No.	Name	Label	Survey period	Survey frequency
-----	------	-------	---------------	------------------

2.39)	aku5	characterisation of company: affiliated	West 1991 East 1991	once once
-------	------	---	------------------------	--------------

Wording of question

1991	Further information
<b>XII. Information for characterisation of the company</b> Our company is <ul style="list-style-type: none"> <li>- an independent company <input type="checkbox"/></li> <li>- part of a company group in fact <input type="checkbox"/></li> <li>- the parent company <input type="checkbox"/></li> <li>- a subsidiary <input type="checkbox"/></li> <li>- an affiliated company[1] <input type="checkbox"/></li> </ul>	Special question inquired one time only

Time span of variable

1982	1983	1984	1985	1986	1987	1988	1989	1990	1991	1992	1993	1994	1995	1996	1997
									WEST EAST						
1998	1999	2000	2001	2002	2003	2004	2005	2006	2007	2008	2009	2010	2011	2012	2013



### 3. Innovations

#### 3.1 Innovation activities in the year under review

##### 3.1.1 No innovation activities

No.	Name	Label	Survey period	Survey frequency
-----	------	-------	---------------	------------------

3.1.1.1)	no_inno1	no innovation, because not necessary	West 1982 to 1990 East and West since 1991	annual annual
----------	----------	--------------------------------------	---	------------------

##### Wording of question

<p>1982 to 2012</p> <p><b>I. Innovation activities in year 19WW/20WW*</b></p> <p>In 19WW/20WW* we did not carry out any innovation activities, because</p> <p><input type="text"/> [1] they have not been necessary in that year</p>	<p><b>Further information</b></p> <p>* "19WW/20WW" denotes the year under review</p>																																																																																																
<p><b>Time span of variable</b></p> <table border="1"> <thead> <tr> <th>1982</th><th>1983</th><th>1984</th><th>1985</th><th>1986</th><th>1987</th><th>1988</th><th>1989</th><th>1990</th><th>1991</th><th>1992</th><th>1993</th><th>1994</th><th>1995</th><th>1996</th><th>1997</th> </tr> </thead> <tbody> <tr> <td colspan="9">WEST</td> <td colspan="7">EAST and WEST</td> </tr> <tr> <th>1998</th><th>1999</th><th>2000</th><th>2001</th><th>2002</th><th>2003</th><th>2004</th><th>2005</th><th>2006</th><th>2007</th><th>2008</th><th>2009</th><th>2010</th><th>2011</th><th>2012</th><th>2013</th> </tr> <tr> <td colspan="16">EAST and WEST</td> </tr> <tr> <th>2014</th><th>2015</th><th>2016</th><th>2017</th><th>2018</th><th>2019</th><th>2020</th><th>2021</th><th>2022</th><th>2023</th><th>2024</th><th>2025</th><th>2026</th><th>2027</th><th>2028</th><th>2029</th> </tr> <tr> <td colspan="4">EAST</td> <td colspan="12">WEST</td> </tr> </tbody> </table>		1982	1983	1984	1985	1986	1987	1988	1989	1990	1991	1992	1993	1994	1995	1996	1997	WEST									EAST and WEST							1998	1999	2000	2001	2002	2003	2004	2005	2006	2007	2008	2009	2010	2011	2012	2013	EAST and WEST																2014	2015	2016	2017	2018	2019	2020	2021	2022	2023	2024	2025	2026	2027	2028	2029	EAST				WEST											
1982	1983	1984	1985	1986	1987	1988	1989	1990	1991	1992	1993	1994	1995	1996	1997																																																																																		
WEST									EAST and WEST																																																																																								
1998	1999	2000	2001	2002	2003	2004	2005	2006	2007	2008	2009	2010	2011	2012	2013																																																																																		
EAST and WEST																																																																																																	
2014	2015	2016	2017	2018	2019	2020	2021	2022	2023	2024	2025	2026	2027	2028	2029																																																																																		
EAST				WEST																																																																																													

No.	Name	Label	Survey period	Survey frequency
-----	------	-------	---------------	------------------

3.1.1.2)	no_inno2	no innovation, due to obstacles	West 1982 to 1990 East and West since 1991	annual annual
----------	----------	---------------------------------	---	------------------

##### Wording of question

<p>1982 to 2012</p> <p><b>I. Innovation activities in year 19WW/20WW*</b></p> <p>In 19WW/20WW* we did not carry out any innovation activities, because</p> <p><input type="text"/> [1] of obstacles</p>	<p><b>Further information</b></p> <p>* "19WW/20WW" denotes the year under review</p>																																																																																																
<p><b>Time span of variable</b></p> <table border="1"> <thead> <tr> <th>1982</th><th>1983</th><th>1984</th><th>1985</th><th>1986</th><th>1987</th><th>1988</th><th>1989</th><th>1990</th><th>1991</th><th>1992</th><th>1993</th><th>1994</th><th>1995</th><th>1996</th><th>1997</th> </tr> </thead> <tbody> <tr> <td colspan="9">WEST</td> <td colspan="7">EAST and WEST</td> </tr> <tr> <th>1998</th><th>1999</th><th>2000</th><th>2001</th><th>2002</th><th>2003</th><th>2004</th><th>2005</th><th>2006</th><th>2007</th><th>2008</th><th>2009</th><th>2010</th><th>2011</th><th>2012</th><th>2013</th> </tr> <tr> <td colspan="16">EAST and WEST</td> </tr> <tr> <th>2014</th><th>2015</th><th>2016</th><th>2017</th><th>2018</th><th>2019</th><th>2020</th><th>2021</th><th>2022</th><th>2023</th><th>2024</th><th>2025</th><th>2026</th><th>2027</th><th>2028</th><th>2029</th> </tr> <tr> <td colspan="4">EAST</td> <td colspan="12">WEST</td> </tr> </tbody> </table>		1982	1983	1984	1985	1986	1987	1988	1989	1990	1991	1992	1993	1994	1995	1996	1997	WEST									EAST and WEST							1998	1999	2000	2001	2002	2003	2004	2005	2006	2007	2008	2009	2010	2011	2012	2013	EAST and WEST																2014	2015	2016	2017	2018	2019	2020	2021	2022	2023	2024	2025	2026	2027	2028	2029	EAST				WEST											
1982	1983	1984	1985	1986	1987	1988	1989	1990	1991	1992	1993	1994	1995	1996	1997																																																																																		
WEST									EAST and WEST																																																																																								
1998	1999	2000	2001	2002	2003	2004	2005	2006	2007	2008	2009	2010	2011	2012	2013																																																																																		
EAST and WEST																																																																																																	
2014	2015	2016	2017	2018	2019	2020	2021	2022	2023	2024	2025	2026	2027	2028	2029																																																																																		
EAST				WEST																																																																																													

##### 3.1.2 product innovations

No.	Name	Label	Survey period	Survey frequency
-----	------	-------	---------------	------------------

3.1.2.1)	pdin1	product innovations introduced	East and West since 1992	annual
----------	-------	--------------------------------	--------------------------	--------

##### Wording of question

<p>1992 to 2012</p> <p><b>I. Innovation activities in year 19WW/20WW*</b></p> <p><b>product innovations</b></p> <p>In 19WW/20WW* innovations were</p> <p>introduced by us <input type="text"/> [1]</p>	<p><b>Further information</b></p> <p>* "19WW/20WW" denotes the year under review</p>																																																
<p><b>Time span of variable</b></p> <table border="1"> <thead> <tr> <th>1982</th><th>1983</th><th>1984</th><th>1985</th><th>1986</th><th>1987</th><th>1988</th><th>1989</th><th>1990</th><th>1991</th><th>1992</th><th>1993</th><th>1994</th><th>1995</th><th>1996</th><th>1997</th> </tr> </thead> <tbody> <tr> <td colspan="11"></td> <td colspan="5">Seite 32</td> </tr> <tr> <td colspan="16">EAST and WEST</td> </tr> </tbody> </table>		1982	1983	1984	1985	1986	1987	1988	1989	1990	1991	1992	1993	1994	1995	1996	1997												Seite 32					EAST and WEST															
1982	1983	1984	1985	1986	1987	1988	1989	1990	1991	1992	1993	1994	1995	1996	1997																																		
											Seite 32																																						
EAST and WEST																																																	

											EAST and WEST				
1998	1999	2000	2001	2002	2003	2004	2005	2006	2007	2008	2009	2010	2011	2012	2013
EAST and WEST															
2014	2015	2016	2017	2018	2019	2020	2021	2022	2023	2024	2025	2026	2027	2028	2029
EAST															
WEST															

No.	Name	Label	Survey period	Survey frequency
3.1.2.2)	pdin1a1	products innovations introduced (retaining production technology)	West 1982 to 1990 East and West 1991	annual once

Wording of question

<p>1982 to 1991**</p> <p><b>I. Innovation activities in year 19WW*</b></p> <p><b>product innovations</b></p> <p>In 19WW* we introduced innovations while retaining the production technology</p> <div style="text-align: right; border: 1px solid black; width: 50px; height: 20px; margin-left: auto;"></div> [1]	<p>Further information</p> <p>***19WW" denotes the year under review</p> <p>**Question was actually only posed in 1991. The values for the years 1982-90 are subsequently generated by the variable 3.1.2.3) pdin1a2</p>																																																																
<p>Time span of variable</p> <table border="1" style="width: 100%; border-collapse: collapse;"> <tr> <td>1982</td><td>1983</td><td>1984</td><td>1985</td><td>1986</td><td>1987</td><td>1988</td><td>1989</td><td>1990</td><td>1991</td><td>1992</td><td>1993</td><td>1994</td><td>1995</td><td>1996</td><td>1997</td> </tr> <tr> <td colspan="10">WEST</td> <td colspan="6">EAST + WEST</td> </tr> <tr> <td>1998</td><td>1999</td><td>2000</td><td>2001</td><td>2002</td><td>2003</td><td>2004</td><td>2005</td><td>2006</td><td>2007</td><td>2008</td><td>2009</td><td>2010</td><td>2011</td><td>2012</td><td>2013</td> </tr> <tr> <td>2014</td><td>2015</td><td>2016</td><td>2017</td><td>2018</td><td>2019</td><td>2020</td><td>2021</td><td>2022</td><td>2023</td><td>2024</td><td>2025</td><td>2026</td><td>2027</td><td>2028</td><td>2029</td> </tr> </table>		1982	1983	1984	1985	1986	1987	1988	1989	1990	1991	1992	1993	1994	1995	1996	1997	WEST										EAST + WEST						1998	1999	2000	2001	2002	2003	2004	2005	2006	2007	2008	2009	2010	2011	2012	2013	2014	2015	2016	2017	2018	2019	2020	2021	2022	2023	2024	2025	2026	2027	2028	2029
1982	1983	1984	1985	1986	1987	1988	1989	1990	1991	1992	1993	1994	1995	1996	1997																																																		
WEST										EAST + WEST																																																							
1998	1999	2000	2001	2002	2003	2004	2005	2006	2007	2008	2009	2010	2011	2012	2013																																																		
2014	2015	2016	2017	2018	2019	2020	2021	2022	2023	2024	2025	2026	2027	2028	2029																																																		

No.	Name	Label	Survey period	Survey frequency
3.1.2.3)	pdin1a2	number of introduced product innovations (retaining production technology)	West 1982 to 1990	annual

Wording of question

<p>1982 to 1990</p> <p><b>I. Innovation activities in year 19WW*</b></p> <p><b>product innovations</b></p> <p>In 19WW* we introduced innovations while retaining the existing production technology</p> <div style="text-align: right; border-bottom: 1px solid black; width: 100px; margin-left: auto;"></div> <p style="text-align: right;">(number of products)</p>	<p>Further information</p> <p>***19WW" denotes the year under review</p>																																																																
<p>Time span of variable</p> <table border="1" style="width: 100%; border-collapse: collapse;"> <tr> <td>1982</td><td>1983</td><td>1984</td><td>1985</td><td>1986</td><td>1987</td><td>1988</td><td>1989</td><td>1990</td><td>1991</td><td>1992</td><td>1993</td><td>1994</td><td>1995</td><td>1996</td><td>1997</td> </tr> <tr> <td colspan="10">WEST</td><td colspan="6"></td> </tr> <tr> <td>1998</td><td>1999</td><td>2000</td><td>2001</td><td>2002</td><td>2003</td><td>2004</td><td>2005</td><td>2006</td><td>2007</td><td>2008</td><td>2009</td><td>2010</td><td>2011</td><td>2012</td><td>2013</td> </tr> <tr> <td>2014</td><td>2015</td><td>2016</td><td>2017</td><td>2018</td><td>2019</td><td>2020</td><td>2021</td><td>2022</td><td>2023</td><td>2024</td><td>2025</td><td>2026</td><td>2027</td><td>2028</td><td>2029</td> </tr> </table>		1982	1983	1984	1985	1986	1987	1988	1989	1990	1991	1992	1993	1994	1995	1996	1997	WEST																1998	1999	2000	2001	2002	2003	2004	2005	2006	2007	2008	2009	2010	2011	2012	2013	2014	2015	2016	2017	2018	2019	2020	2021	2022	2023	2024	2025	2026	2027	2028	2029
1982	1983	1984	1985	1986	1987	1988	1989	1990	1991	1992	1993	1994	1995	1996	1997																																																		
WEST																																																																	
1998	1999	2000	2001	2002	2003	2004	2005	2006	2007	2008	2009	2010	2011	2012	2013																																																		
2014	2015	2016	2017	2018	2019	2020	2021	2022	2023	2024	2025	2026	2027	2028	2029																																																		

No.	Name	Label	Survey period	Survey frequency
3.1.2.4)	pdin1b1	product innovations introduced (altering production technology)	West 1982 to 1990 East and West 1991	annual once

Wording of question

<p>1982 to 1991**</p> <p><b>I. Innovation activities in year 19WW*</b></p> <p><b>product innovations</b></p> <p>In 19WW* we introduced innovations while altering the production technology</p> <div style="text-align: right; border: 1px solid black; width: 50px; height: 20px; margin-left: auto;"></div> [1]	<p>Further information</p> <p>***19WW" denotes the year under review</p> <p>**Question was actually only posed in 1991. The values for the years 1982-90 are subsequently generated by the variable 3.1.2.5) pdin1b2</p>
<p>Time span of variable</p>	

1982	1983	1984	1985	1986	1987	1988	1989	1990	1991	1992	1993	1994	1995	1996	1997
WEST									EAST + WEST						
1998	1999	2000	2001	2002	2003	2004	2005	2006	2007	2008	2009	2010	2011	2012	2013
2014	2015	2016	2017	2018	2019	2020	2021	2022	2023	2024	2025	2026	2027	2028	2029

No.	Name	Label	Survey period	Survey frequency
-----	------	-------	---------------	------------------

3.1.2.5) **pdin1b2** number of introduced product innovations (altering production technology) West 1982 to 1990 annual

**Wording of question**

<p>1982 to 1990</p> <p><b>I. Innovation activities in year 19WW*</b>  <b>product innovations</b>          In 19WW* we introduced innovations while altering the production technology</p> <p style="text-align: center;">_____</p> <p style="text-align: center;">(number of products)</p>	<p><b>Further information</b></p> <p>*"19WW" denotes the year under review</p>																																																																
<p><b>Time span of variable</b></p> <table border="1" style="width: 100%; text-align: center;"> <tr> <td>1982</td><td>1983</td><td>1984</td><td>1985</td><td>1986</td><td>1987</td><td>1988</td><td>1989</td><td>1990</td><td>1991</td><td>1992</td><td>1993</td><td>1994</td><td>1995</td><td>1996</td><td>1997</td> </tr> <tr> <td colspan="9" style="background-color: #003366; color: white;"><b>WEST</b></td> <td></td><td></td><td></td><td></td><td></td><td></td><td></td> </tr> <tr> <td>1998</td><td>1999</td><td>2000</td><td>2001</td><td>2002</td><td>2003</td><td>2004</td><td>2005</td><td>2006</td><td>2007</td><td>2008</td><td>2009</td><td>2010</td><td>2011</td><td>2012</td><td>2013</td> </tr> <tr> <td>2014</td><td>2015</td><td>2016</td><td>2017</td><td>2018</td><td>2019</td><td>2020</td><td>2021</td><td>2022</td><td>2023</td><td>2024</td><td>2025</td><td>2026</td><td>2027</td><td>2028</td><td>2029</td> </tr> </table>		1982	1983	1984	1985	1986	1987	1988	1989	1990	1991	1992	1993	1994	1995	1996	1997	<b>WEST</b>																1998	1999	2000	2001	2002	2003	2004	2005	2006	2007	2008	2009	2010	2011	2012	2013	2014	2015	2016	2017	2018	2019	2020	2021	2022	2023	2024	2025	2026	2027	2028	2029
1982	1983	1984	1985	1986	1987	1988	1989	1990	1991	1992	1993	1994	1995	1996	1997																																																		
<b>WEST</b>																																																																	
1998	1999	2000	2001	2002	2003	2004	2005	2006	2007	2008	2009	2010	2011	2012	2013																																																		
2014	2015	2016	2017	2018	2019	2020	2021	2022	2023	2024	2025	2026	2027	2028	2029																																																		

No.	Name	Label	Survey period	Survey frequency
-----	------	-------	---------------	------------------

3.1.2.6) **pdin2** product innovations started East and West since 1992 annual

**Wording of question**

<p>1992 to 2012</p> <p><b>I. Innovation activities in year 19WW/20WW*</b>  <b>product innovations</b>          In 19WW* we have _____ started or not yet finished innovations <input type="text"/> [1]</p>	<p><b>Further information</b></p> <p>*"19WW/20WW" denotes the year under review</p>																																																																																																																	
<p><b>Time span of variable</b></p> <table border="1" style="width: 100%; text-align: center;"> <tr> <td>1982</td><td>1983</td><td>1984</td><td>1985</td><td>1986</td><td>1987</td><td>1988</td><td>1989</td><td>1990</td><td>1991</td><td>1992</td><td>1993</td><td>1994</td><td>1995</td><td>1996</td><td>1997</td> </tr> <tr> <td></td><td></td><td></td><td></td><td></td><td></td><td></td><td></td><td></td><td></td><td colspan="6" style="background-color: #003366; color: white;"><b>EAST and WEST</b></td><td></td> </tr> <tr> <td>1998</td><td>1999</td><td>2000</td><td>2001</td><td>2002</td><td>2003</td><td>2004</td><td>2005</td><td>2006</td><td>2007</td><td>2008</td><td>2009</td><td>2010</td><td>2011</td><td>2012</td><td>2013</td> </tr> <tr> <td colspan="16" style="background-color: #003366; color: white;"><b>EAST and WEST</b></td> </tr> <tr> <td>2014</td><td>2015</td><td>2016</td><td>2017</td><td>2018</td><td>2019</td><td>2020</td><td>2021</td><td>2022</td><td>2023</td><td>2024</td><td>2025</td><td>2026</td><td>2027</td><td>2028</td><td>2029</td> </tr> <tr> <td colspan="2" style="background-color: #003366; color: white;"><b>EAST</b></td><td></td><td></td><td></td><td></td><td></td><td></td><td></td><td></td><td></td><td></td><td></td><td></td><td></td><td></td> </tr> <tr> <td colspan="2" style="background-color: #003366; color: white;"><b>WEST</b></td><td></td><td></td><td></td><td></td><td></td><td></td><td></td><td></td><td></td><td></td><td></td><td></td><td></td><td></td> </tr> </table>		1982	1983	1984	1985	1986	1987	1988	1989	1990	1991	1992	1993	1994	1995	1996	1997											<b>EAST and WEST</b>							1998	1999	2000	2001	2002	2003	2004	2005	2006	2007	2008	2009	2010	2011	2012	2013	<b>EAST and WEST</b>																2014	2015	2016	2017	2018	2019	2020	2021	2022	2023	2024	2025	2026	2027	2028	2029	<b>EAST</b>																<b>WEST</b>															
1982	1983	1984	1985	1986	1987	1988	1989	1990	1991	1992	1993	1994	1995	1996	1997																																																																																																			
										<b>EAST and WEST</b>																																																																																																								
1998	1999	2000	2001	2002	2003	2004	2005	2006	2007	2008	2009	2010	2011	2012	2013																																																																																																			
<b>EAST and WEST</b>																																																																																																																		
2014	2015	2016	2017	2018	2019	2020	2021	2022	2023	2024	2025	2026	2027	2028	2029																																																																																																			
<b>EAST</b>																																																																																																																		
<b>WEST</b>																																																																																																																		

No.	Name	Label	Survey period	Survey frequency
-----	------	-------	---------------	------------------

3.1.2.7) **pdin2a** product innovations started (retaining production technology) West 1982 to 1990 East and West 1991 annual once

**Wording of question**

<p>1982 to 1991</p> <p><b>I. Innovation activities in year 19WW*</b>  <b>product innovations</b>          In 19WW*, while retaining the existing production technology, we have _____ started or not yet finished innovations <input type="text"/> [1]</p>	<p><b>Further information</b></p> <p>*"19WW" denotes the year under review</p>																																																																
<p><b>Time span of variable</b></p> <table border="1" style="width: 100%; text-align: center;"> <tr> <td>1982</td><td>1983</td><td>1984</td><td>1985</td><td>1986</td><td>1987</td><td>1988</td><td>1989</td><td>1990</td><td>1991</td><td>1992</td><td>1993</td><td>1994</td><td>1995</td><td>1996</td><td>1997</td> </tr> <tr> <td colspan="9" style="background-color: #003366; color: white;"><b>WEST</b></td><td colspan="2" style="background-color: #003366; color: white;"><b>EAST + WEST</b></td><td></td><td></td><td></td><td></td><td></td> </tr> <tr> <td>1998</td><td>1999</td><td>2000</td><td>2001</td><td>2002</td><td>2003</td><td>2004</td><td>2005</td><td>2006</td><td>2007</td><td>2008</td><td>2009</td><td>2010</td><td>2011</td><td>2012</td><td>2013</td> </tr> <tr> <td>2014</td><td>2015</td><td>2016</td><td>2017</td><td>2018</td><td>2019</td><td>2020</td><td>2021</td><td>2022</td><td>2023</td><td>2024</td><td>2025</td><td>2026</td><td>2027</td><td>2028</td><td>2029</td> </tr> </table>		1982	1983	1984	1985	1986	1987	1988	1989	1990	1991	1992	1993	1994	1995	1996	1997	<b>WEST</b>									<b>EAST + WEST</b>							1998	1999	2000	2001	2002	2003	2004	2005	2006	2007	2008	2009	2010	2011	2012	2013	2014	2015	2016	2017	2018	2019	2020	2021	2022	2023	2024	2025	2026	2027	2028	2029
1982	1983	1984	1985	1986	1987	1988	1989	1990	1991	1992	1993	1994	1995	1996	1997																																																		
<b>WEST</b>									<b>EAST + WEST</b>																																																								
1998	1999	2000	2001	2002	2003	2004	2005	2006	2007	2008	2009	2010	2011	2012	2013																																																		
2014	2015	2016	2017	2018	2019	2020	2021	2022	2023	2024	2025	2026	2027	2028	2029																																																		



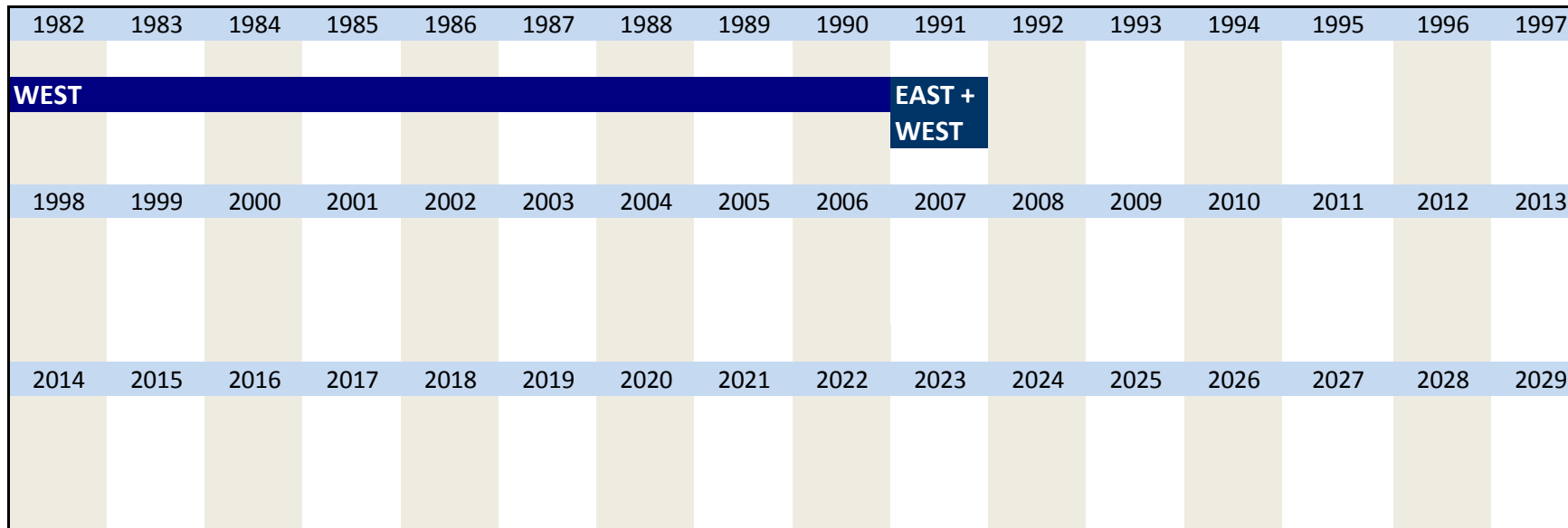
No.	Name	Label	Survey period	Survey frequency
-----	------	-------	---------------	------------------

3.1.2.8) **pdin2b** product innovations (altering production technology) West 1982 to 1990 East and West 1991 annual once

**Wording of question**

<p>1982 to 1991</p> <p><b>I. Innovation activities in year 19WW*</b></p> <p><b>product innovations</b></p> <p>In 19WW*, while altering the production technology, we have</p> <p style="text-align: right;">started or not yet finished innovations <input type="text"/> [1]</p>	<p><b>Further information</b></p> <p>*"19WW" denotes the year under review</p>
--	--

**Time span of variable**



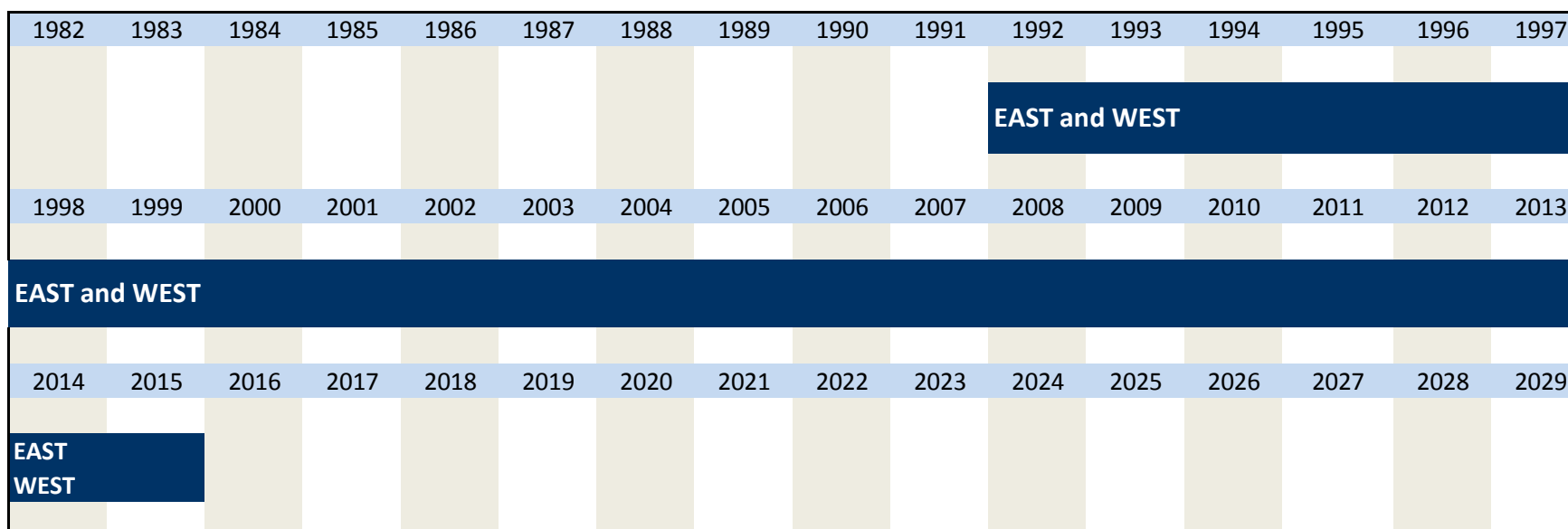
No.	Name	Label	Survey period	Survey frequency
-----	------	-------	---------------	------------------

3.1.2.9) **pdin3** product innovations cancelled East and West since 1992 annual

**Wording of question**

<p>1992 to 2012</p> <p><b>I. Innovation activities in year 19WW/20WW*</b></p> <p><b>product innovations</b></p> <p>In 19WW* we have</p> <p style="text-align: right;">cancelled innovations <input type="text"/> [1]</p>	<p><b>Further information</b></p> <p>*"19WW/20WW" denotes the year under review</p>
--	---

**Time span of variable**




No.	Name	Label	Survey period	Survey frequency
-----	------	-------	---------------	------------------

3.1.2.10) **pdin3a** product innovations cancelled (retaining production technology) West 1982 to 1990 East and West 1991 annual once

**Wording of question**

<p>1982 to 1991</p> <p><b>I. Innovation activities in year 19WW*</b></p> <p><b>product innovations</b></p> <p>In 19WW*, while retaining the existing production technology, we have</p> <p style="text-align: right;">cancelled innovations <input type="text"/> [1]</p>	<p><b>Further information</b></p> <p>*"19WW" denotes the year under review</p>
--	--

**Time span of variable**



2014	2015	2016	2017	2018	2019	2020	2021	2022	2023	2024	2025	2026	2027	2028	2029
------	------	------	------	------	------	------	------	------	------	------	------	------	------	------	------

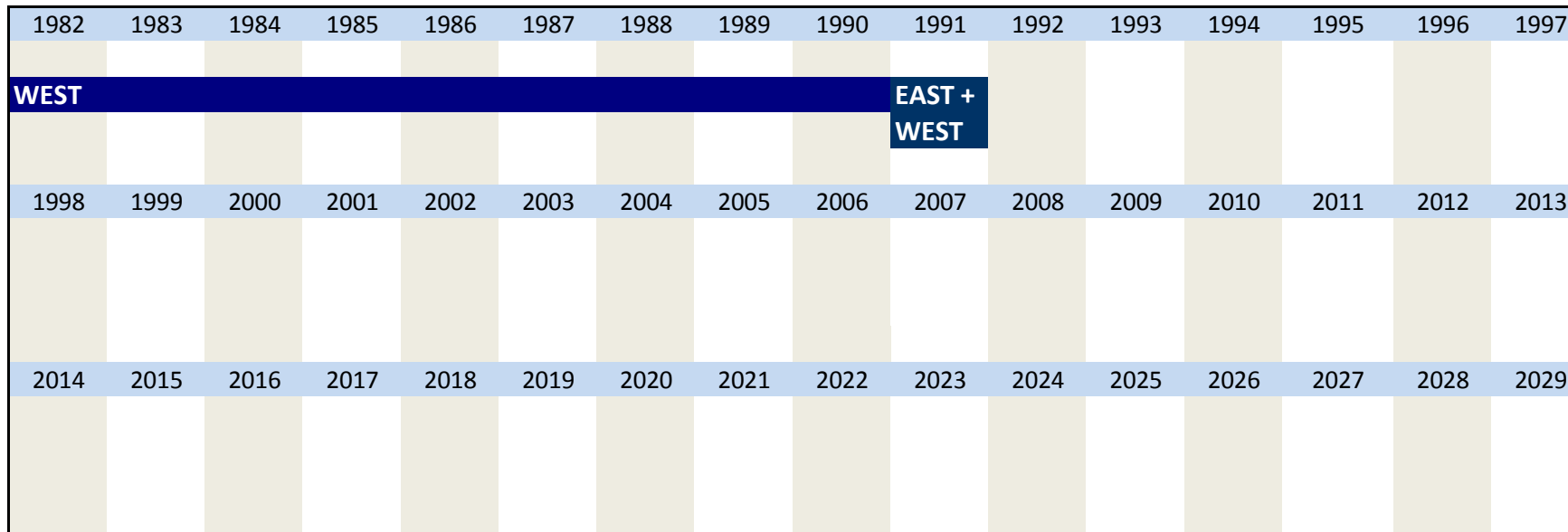
No.	Name	Label	Survey period	Survey frequency
-----	------	-------	---------------	------------------

3.1.2.11) **pdin3b** product innovations cancelled (altering production technology) West 1982 to 1990 East and West 1991 annual once

**Wording of question**

1982 to 1991 <b>I. Innovation activities in year 19WW*</b> <b>product innovations</b> In 19WW*, while altering the production technology, we have cancelled innovations <input type="text"/> [1]	<b>Further information</b> *"19WW" denotes the year under review
---	---

**Time span of variable**



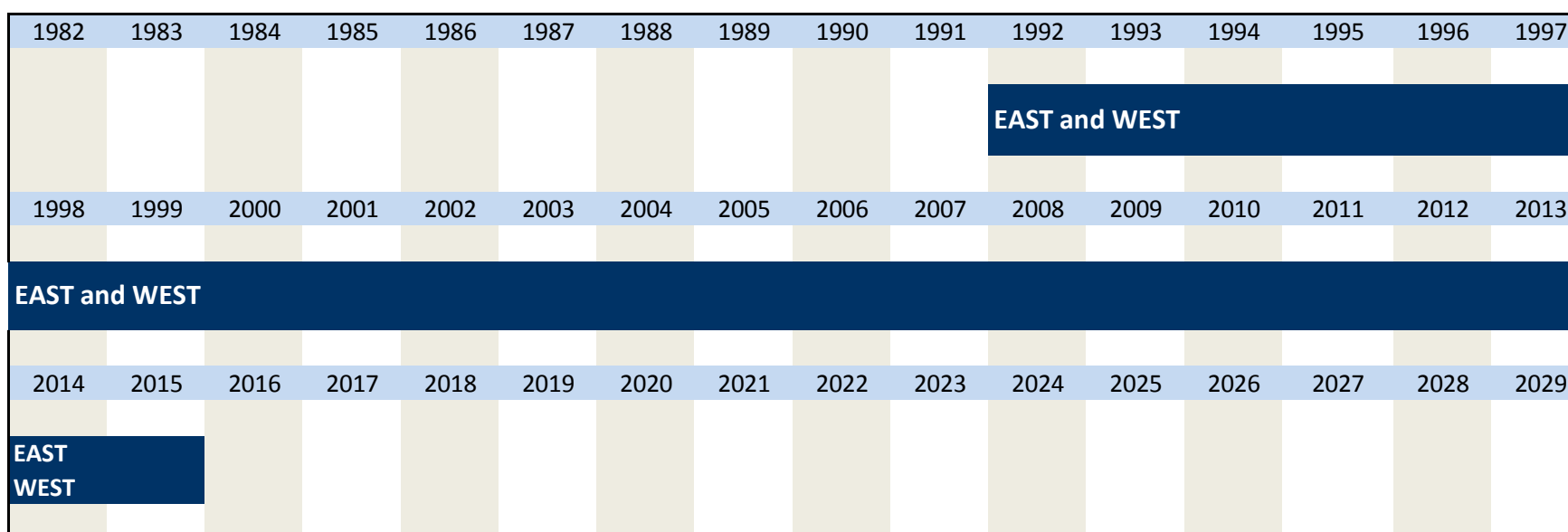
No.	Name	Label	Survey period	Survey frequency
-----	------	-------	---------------	------------------

3.1.2.12) **pdin4e** ext. research required for product innovations East and West since 1992 annual

**Wording of question**

1992 to 2012 <b>I. Innovation activities in year 19WW/20WW*</b> <b>product innovations</b> The introduced innovations required research <input type="text"/> external [1]	<b>Further information</b> *"19WW/20WW" denotes the year under review
--	--

**Time span of variable**



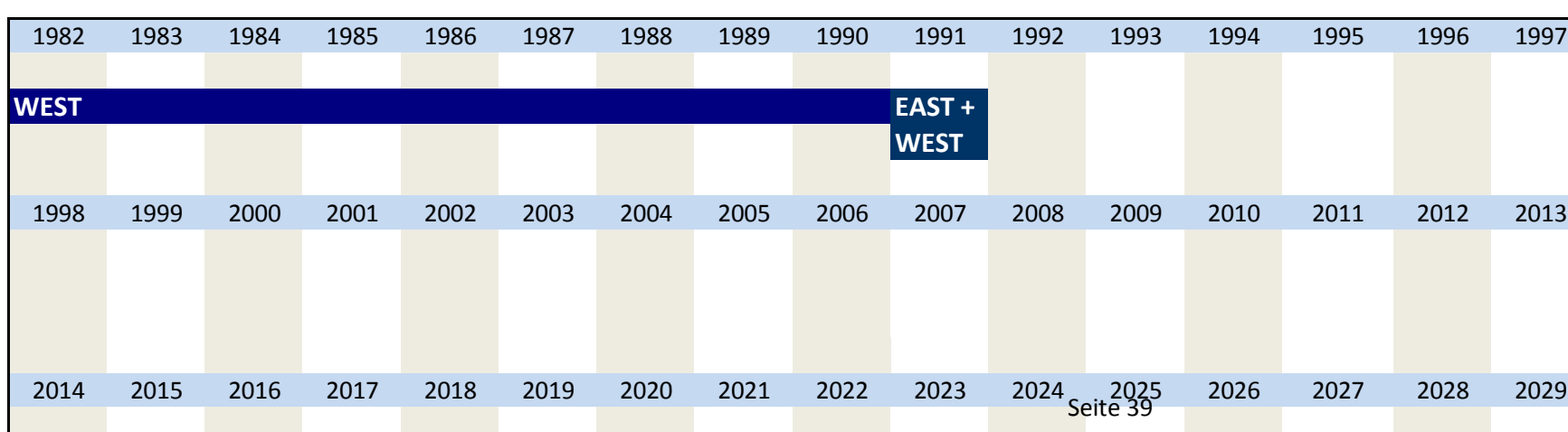
No.	Name	Label	Survey period	Survey frequency
-----	------	-------	---------------	------------------

3.1.2.13) **pdin4ea** ext. research required for product innovations (retaining production technology) West 1982 to 1990 East and West 1991 annual once

**Wording of question**

1982 to 1991 <b>I. Innovation activities in year 19WW*</b> <b>product innovations</b> While retaining the existing production technology the introduced innovations required research <input type="text"/> external [1]	<b>Further information</b> *"19WW" denotes the year under review
--	---

**Time span of variable**







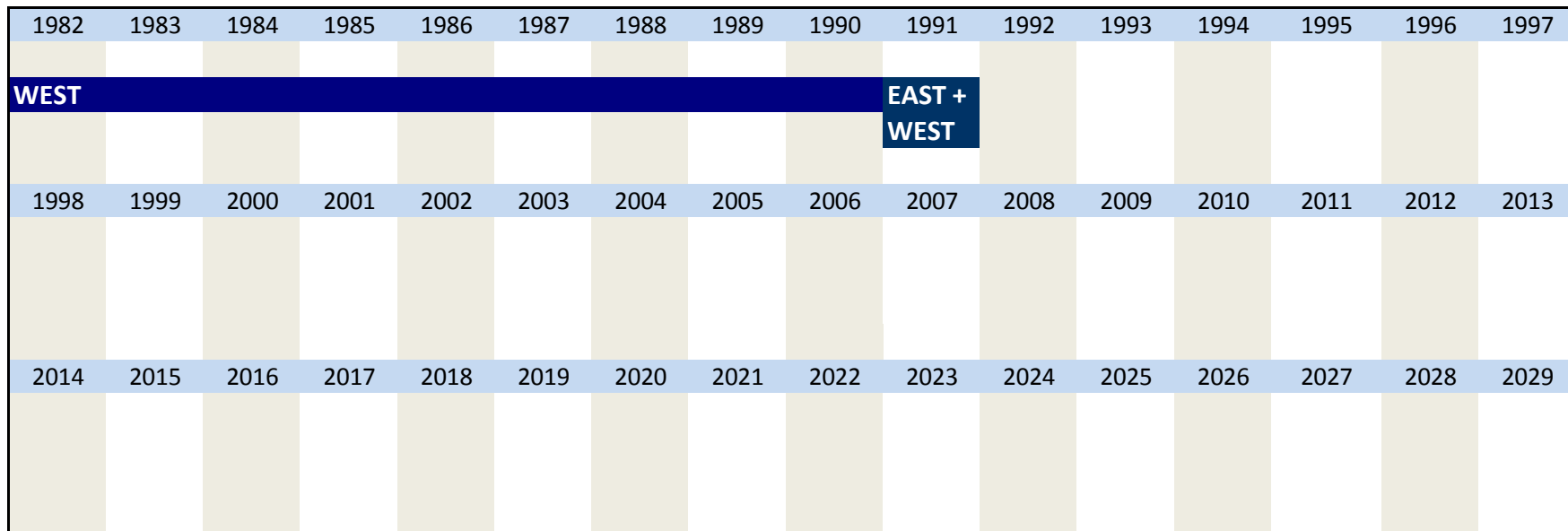
No.	Name	Label	Survey period	Survey frequency
-----	------	-------	---------------	------------------

3.1.2.14) **pdin4eb** ext. research required for product innovations (altering production technology) West 1982 to 1990 annual  
East and West 1991 once

**Wording of question**

1982 to 1991 <b>I. Innovation activities in year 19WW*</b> <b>product innovations</b> While altering the production technology the introduced innovations required  research <input type="checkbox"/> external <input type="checkbox"/> [1]	<b>Further information</b> *"19WW" denotes the year under review
--	---

**Time span of variable**



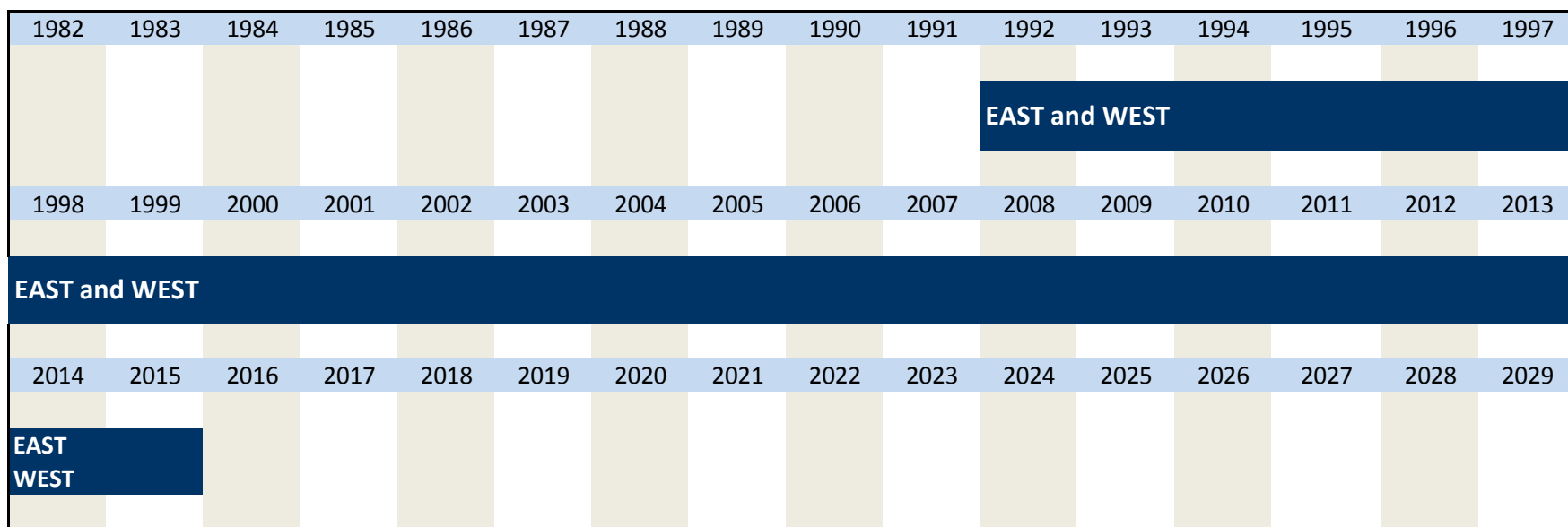
No.	Name	Label	Survey period	Survey frequency
-----	------	-------	---------------	------------------

3.1.2.15) **pdin4i** int. research required for product innovations East and West since 1992 annual

**Wording of question**

1992 to 2012 <b>I. Innovation activities in year 19WW/20WW*</b> <b>product innovations</b> The introduced innovations required  research <input type="checkbox"/> internal <input type="checkbox"/> [1]	<b>Further information</b> *"19WW/20WW" denotes the year under review
--	--

**Time span of variable**



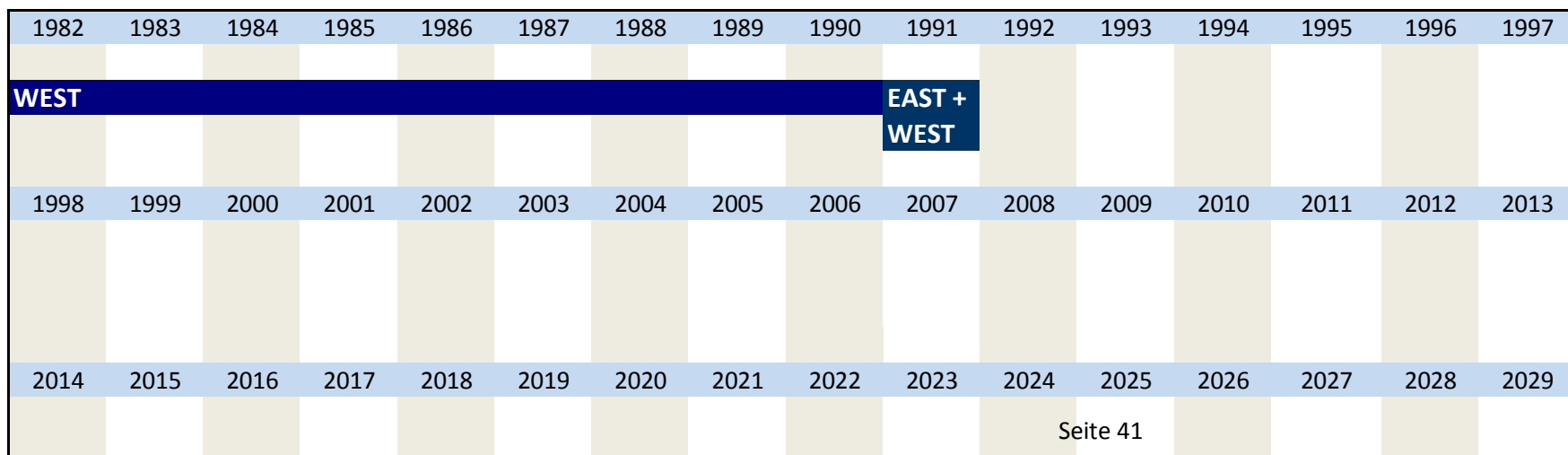
No.	Name	Label	Survey period	Survey frequency
-----	------	-------	---------------	------------------

3.1.2.16) **pdin4ia** int. research required for product innovations (retaining production technology) West 1982 to 1990 annual  
East and West 1991 once

**Wording of question**

1982 to 1991 <b>I. Innovation activities in year 19WW*</b> <b>product innovations</b> While retaining the existing production technology the introduced innovations required  research <input type="checkbox"/> internal <input type="checkbox"/> [1]	<b>Further information</b> *"19WW" denotes the year under review
--	---

**Time span of variable**





No.	Name	Label	Survey period	Survey frequency
-----	------	-------	---------------	------------------

3.1.2.17) pdin4ib

int. research required for product innovations (altering production technology)

West 1982 to 1990  
East and West 1991

annual  
once

Wording of question

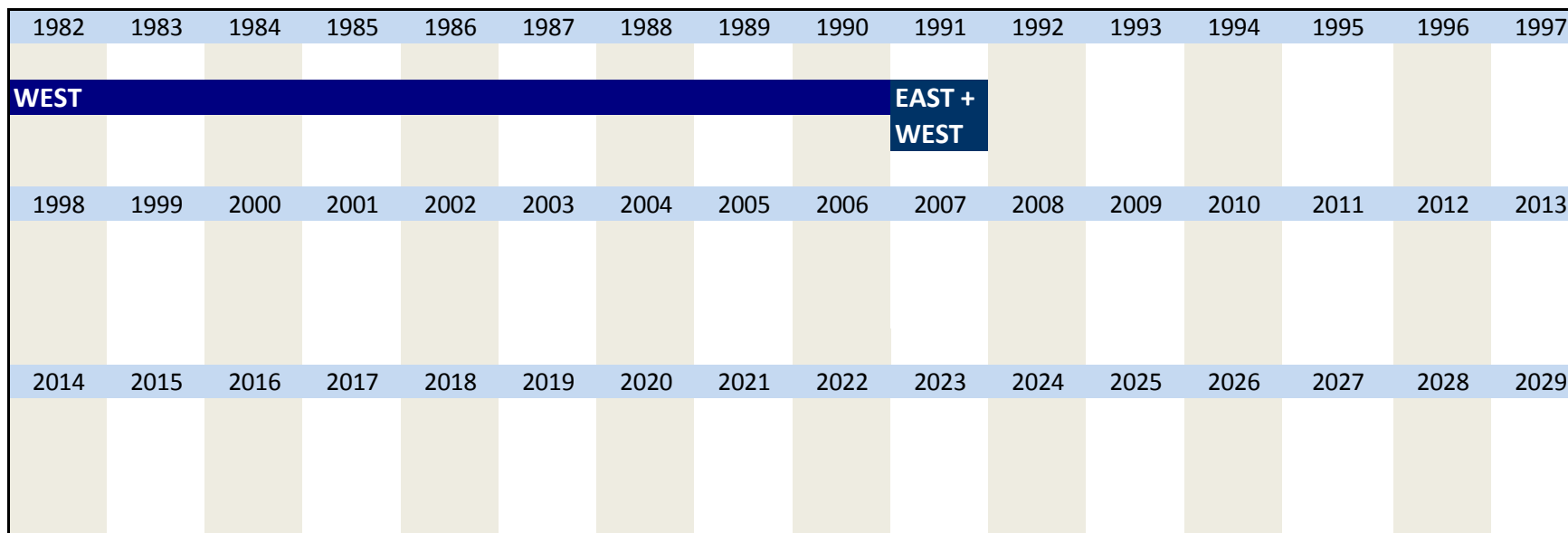
1982 to 1991  
**I. Innovation activities in year 19WW\***  
**product innovations**  
While altering the production technology the introduced innovations required

research  internal  [1]

Further information

\*"19WW" denotes the year under review

Time span of variable



No.	Name	Label	Survey period	Survey frequency
-----	------	-------	---------------	------------------

3.1.2.18) pdin5e

ext. experimental dev. required for product innovations

East and West since 1992

annual

Wording of question

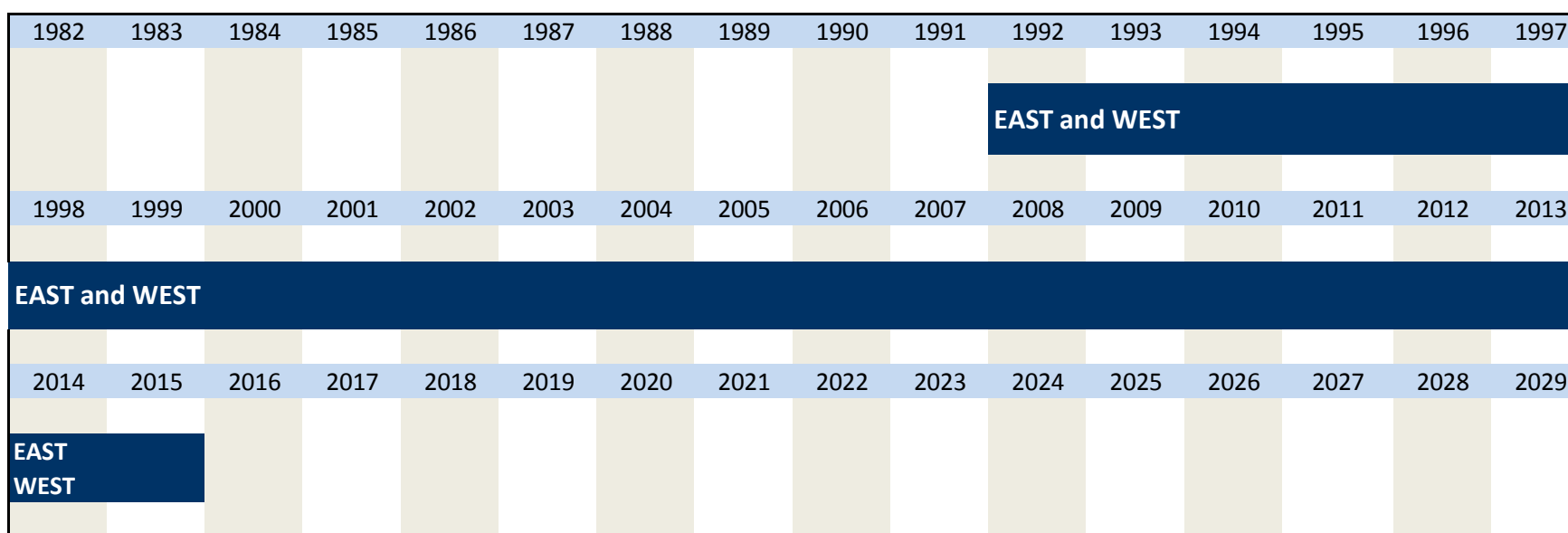
1992 to 2012  
**I. Innovation activities in year 19WW/20WW\***  
**product innovations**  
The introduced innovations required

experimental development  external  [1]

Further information

\*"19WW/20WW" denotes the year under review

Time span of variable



No.	Name	Label	Survey period	Survey frequency
-----	------	-------	---------------	------------------

3.1.2.19) pdin5ea

ext. experimental development required for product innovations  
(retaining production technology)

West 1982 to 1990  
East and West 1991

annual  
once

Wording of question


1982 to 1991  
**I. Innovation activities in year 19WW\***  
**product innovations**  
While retaining the existing production technology the introduced innovations required

experimental development  external  [1]

Further information

\*"19WW" denotes the year under review

Time span of variable



--	--	--	--	--	--	--	--	--	--	--	--	--	--	--	--

No.	Name	Label	Survey period	Survey frequency
-----	------	-------	---------------	------------------

3.1.2.20) **pdin5eb** ext. experimental dev. required for product innovations (altering production technology) West 1982 to 1990 annual  
East and West 1991 once

**Wording of question**

<p>1982 to 1991</p> <p><b>I. Innovation activities in year 19WW*</b></p> <p><b>product innovations</b></p> <p>While altering the production technology the introduced innovations required</p> <p style="text-align: right;">experimental development <input type="checkbox"/> external <input type="checkbox"/> [1]</p>	<p><b>Further information</b></p> <p>*"19WW" denotes the year under review</p>																																																																
<p><b>Time span of variable</b></p> <table border="1" style="width: 100%; text-align: center;"> <tr> <td>1982</td><td>1983</td><td>1984</td><td>1985</td><td>1986</td><td>1987</td><td>1988</td><td>1989</td><td>1990</td><td>1991</td><td>1992</td><td>1993</td><td>1994</td><td>1995</td><td>1996</td><td>1997</td> </tr> <tr> <td colspan="10" style="background-color: #003366; color: white;"><b>WEST</b></td> <td colspan="6" style="background-color: #003366; color: white;"><b>EAST + WEST</b></td> </tr> <tr> <td>1998</td><td>1999</td><td>2000</td><td>2001</td><td>2002</td><td>2003</td><td>2004</td><td>2005</td><td>2006</td><td>2007</td><td>2008</td><td>2009</td><td>2010</td><td>2011</td><td>2012</td><td>2013</td> </tr> <tr> <td>2014</td><td>2015</td><td>2016</td><td>2017</td><td>2018</td><td>2019</td><td>2020</td><td>2021</td><td>2022</td><td>2023</td><td>2024</td><td>2025</td><td>2026</td><td>2027</td><td>2028</td><td>2029</td> </tr> </table>		1982	1983	1984	1985	1986	1987	1988	1989	1990	1991	1992	1993	1994	1995	1996	1997	<b>WEST</b>										<b>EAST + WEST</b>						1998	1999	2000	2001	2002	2003	2004	2005	2006	2007	2008	2009	2010	2011	2012	2013	2014	2015	2016	2017	2018	2019	2020	2021	2022	2023	2024	2025	2026	2027	2028	2029
1982	1983	1984	1985	1986	1987	1988	1989	1990	1991	1992	1993	1994	1995	1996	1997																																																		
<b>WEST</b>										<b>EAST + WEST</b>																																																							
1998	1999	2000	2001	2002	2003	2004	2005	2006	2007	2008	2009	2010	2011	2012	2013																																																		
2014	2015	2016	2017	2018	2019	2020	2021	2022	2023	2024	2025	2026	2027	2028	2029																																																		

No.	Name	Label	Survey period	Survey frequency
-----	------	-------	---------------	------------------

3.1.2.21) **pdin5i** int. experimental dev. required for product innovations East and West since 1992 annual

**Wording of question**

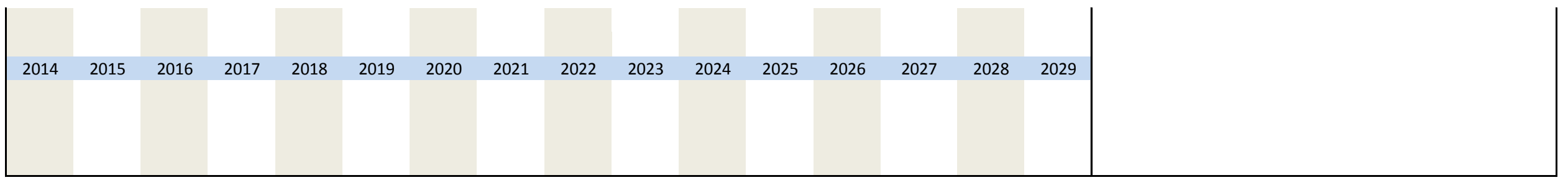
<p>1992 to 2012</p> <p><b>I. Innovation activities in year 19WW/20WW*</b></p> <p><b>product innovations</b></p> <p>The introduced innovations required</p> <p style="text-align: right;">experimental development <input type="checkbox"/> internal <input type="checkbox"/> [1]</p>	<p><b>Further information</b></p> <p>*"19WW/20WW" denotes the year under review</p>																																																																																																																
<p><b>Time span of variable</b></p> <table border="1" style="width: 100%; text-align: center;"> <tr> <td>1982</td><td>1983</td><td>1984</td><td>1985</td><td>1986</td><td>1987</td><td>1988</td><td>1989</td><td>1990</td><td>1991</td><td>1992</td><td>1993</td><td>1994</td><td>1995</td><td>1996</td><td>1997</td> </tr> <tr> <td colspan="11"></td> <td colspan="5" style="background-color: #003366; color: white;"><b>EAST and WEST</b></td> </tr> <tr> <td>1998</td><td>1999</td><td>2000</td><td>2001</td><td>2002</td><td>2003</td><td>2004</td><td>2005</td><td>2006</td><td>2007</td><td>2008</td><td>2009</td><td>2010</td><td>2011</td><td>2012</td><td>2013</td> </tr> <tr> <td colspan="16" style="background-color: #003366; color: white;"><b>EAST and WEST</b></td> </tr> <tr> <td>2014</td><td>2015</td><td>2016</td><td>2017</td><td>2018</td><td>2019</td><td>2020</td><td>2021</td><td>2022</td><td>2023</td><td>2024</td><td>2025</td><td>2026</td><td>2027</td><td>2028</td><td>2029</td> </tr> <tr> <td colspan="3" style="background-color: #003366; color: white;"><b>EAST</b></td> <td colspan="13"></td> </tr> <tr> <td colspan="3" style="background-color: #003366; color: white;"><b>WEST</b></td> <td colspan="13"></td> </tr> </table>		1982	1983	1984	1985	1986	1987	1988	1989	1990	1991	1992	1993	1994	1995	1996	1997												<b>EAST and WEST</b>					1998	1999	2000	2001	2002	2003	2004	2005	2006	2007	2008	2009	2010	2011	2012	2013	<b>EAST and WEST</b>																2014	2015	2016	2017	2018	2019	2020	2021	2022	2023	2024	2025	2026	2027	2028	2029	<b>EAST</b>																<b>WEST</b>															
1982	1983	1984	1985	1986	1987	1988	1989	1990	1991	1992	1993	1994	1995	1996	1997																																																																																																		
											<b>EAST and WEST</b>																																																																																																						
1998	1999	2000	2001	2002	2003	2004	2005	2006	2007	2008	2009	2010	2011	2012	2013																																																																																																		
<b>EAST and WEST</b>																																																																																																																	
2014	2015	2016	2017	2018	2019	2020	2021	2022	2023	2024	2025	2026	2027	2028	2029																																																																																																		
<b>EAST</b>																																																																																																																	
<b>WEST</b>																																																																																																																	

No.	Name	Label	Survey period	Survey frequency
-----	------	-------	---------------	------------------

3.1.2.22) **pdin5ia** int. experimental dev. required for product innovations (retaining production technology) West 1982 to 1990 annual  
East and West 1991 once

**Wording of question**

<p>1982 to 1991</p> <p><b>I. Innovation activities in year 19WW*</b></p> <p><b>product innovations</b></p> <p>While retaining the existing production technology the introduced innovations required</p> <p style="text-align: right;">experimental development <input type="checkbox"/> internal <input type="checkbox"/> [1]</p>	<p><b>Further information</b></p> <p>*"19WW" denotes the year under review</p>																																																
<p><b>Time span of variable</b></p> <table border="1" style="width: 100%; text-align: center;"> <tr> <td>1982</td><td>1983</td><td>1984</td><td>1985</td><td>1986</td><td>1987</td><td>1988</td><td>1989</td><td>1990</td><td>1991</td><td>1992</td><td>1993</td><td>1994</td><td>1995</td><td>1996</td><td>1997</td> </tr> <tr> <td colspan="10" style="background-color: #003366; color: white;"><b>WEST</b></td> <td colspan="6" style="background-color: #003366; color: white;"><b>EAST + WEST</b></td> </tr> <tr> <td>1998</td><td>1999</td><td>2000</td><td>2001</td><td>2002</td><td>2003</td><td>2004</td><td>2005</td><td>2006</td><td>2007</td><td>2008</td><td>2009</td><td>2010</td><td>2011</td><td>2012</td><td>2013</td> </tr> </table>		1982	1983	1984	1985	1986	1987	1988	1989	1990	1991	1992	1993	1994	1995	1996	1997	<b>WEST</b>										<b>EAST + WEST</b>						1998	1999	2000	2001	2002	2003	2004	2005	2006	2007	2008	2009	2010	2011	2012	2013
1982	1983	1984	1985	1986	1987	1988	1989	1990	1991	1992	1993	1994	1995	1996	1997																																		
<b>WEST</b>										<b>EAST + WEST</b>																																							
1998	1999	2000	2001	2002	2003	2004	2005	2006	2007	2008	2009	2010	2011	2012	2013																																		



No.	Name	Label	Survey period	Survey frequency
-----	------	-------	---------------	------------------

3.1.2.23) pdin5ib

int. experimental dev. required for product innovations (altering production technology)

West 1982 to 1990  
East and West 1991

annual  
once

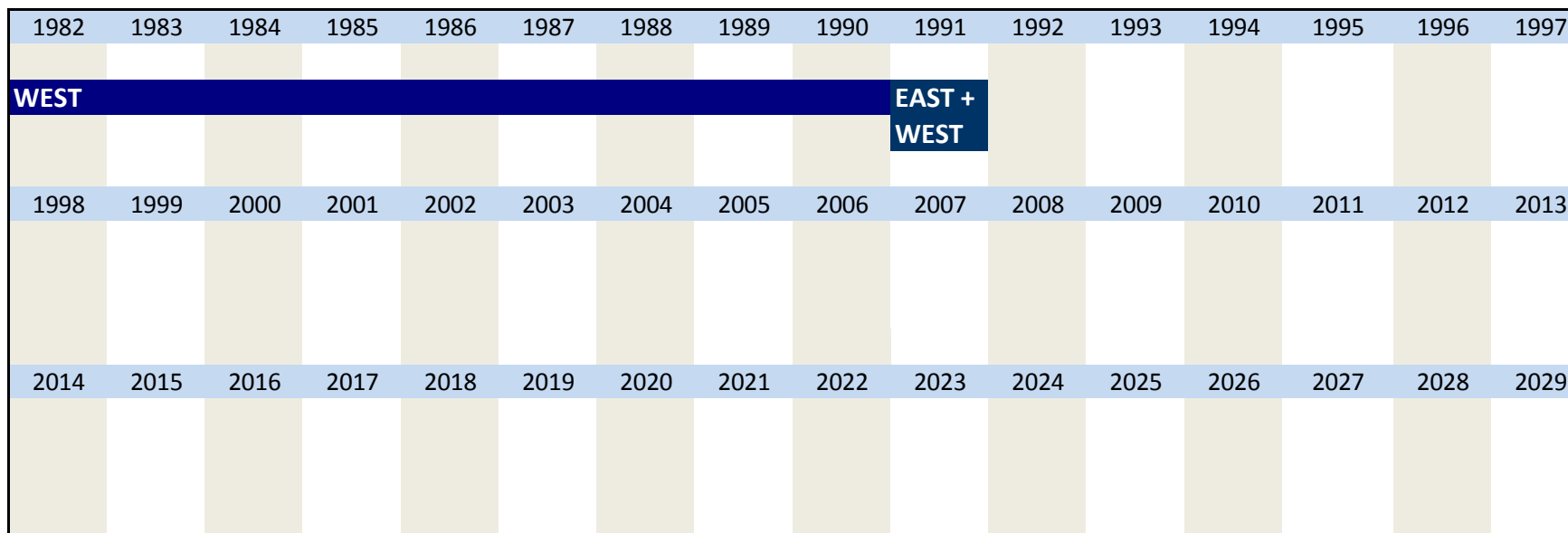
Wording of question

1982 to 1991  
**I. Innovation activities in year 19WW\***  
**product innovations**  
While altering the production technology the introduced innovations required  
  
experimental development  internal  [1]

Further information

\*"19WW" denotes the year under review

Time span of variable



No.	Name	Label	Survey period	Survey frequency
-----	------	-------	---------------	------------------

3.1.2.24) pdin6e

ext. construction required for product innovations

East and West since 1992

annual

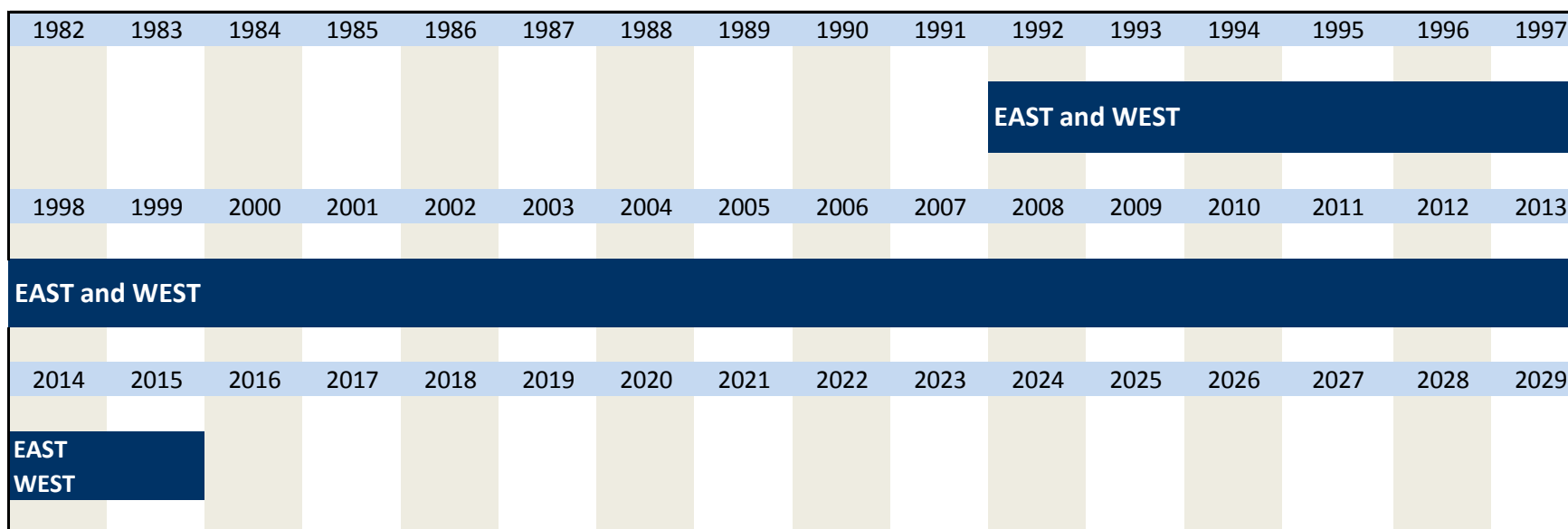
Wording of question

1992 to 2012  
**I. Innovation activities in year 19WW/20WW\***  
**product innovations**  
The introduced innovations required  
  
construction  external  [1]

Further information

\*"19WW/20WW" denotes the year under review

Time span of variable



No.	Name	Label	Survey period	Survey frequency
-----	------	-------	---------------	------------------

3.1.2.25) pdin6ea

ext. construction required for product innovations (retaining production technology)

West 1988 to 1990  
East and West 1991

annual  
once


Wording of question

1988 to 1991  
**I. Innovation activities in year 19WW\***  
**product innovations**  
While retaining the existing production technology the introduced innovations required  
  
construction  external  [1]

Further information

\*"19WW" denotes the year under review

Time span of variable



--	--	--	--	--	--	--	--	--	--	--	--	--	--	--	--

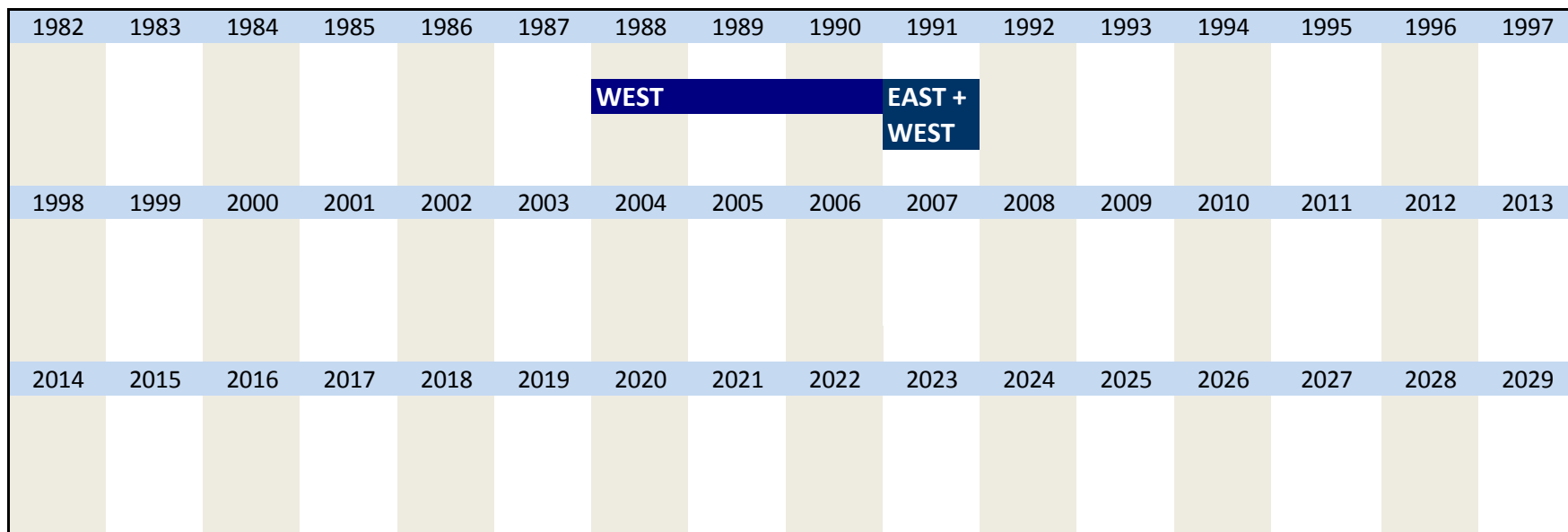
No.	Name	Label	Survey period	Survey frequency
-----	------	-------	---------------	------------------

3.1.2.26) **pdin6eb** ext. construction required for product innovations (altering production technology) West 1988 to 1990 East and West 1991 annual once

**Wording of question**

1988 to 1991 <b>I. Innovation activities in year 19WW*</b> <b>product innovations</b> While altering the production technology the introduced innovations required construction <input type="checkbox"/> external <input type="checkbox"/> [1]	<b>Further information</b> *"19WW" denotes the year under review
--	---

**Time span of variable**



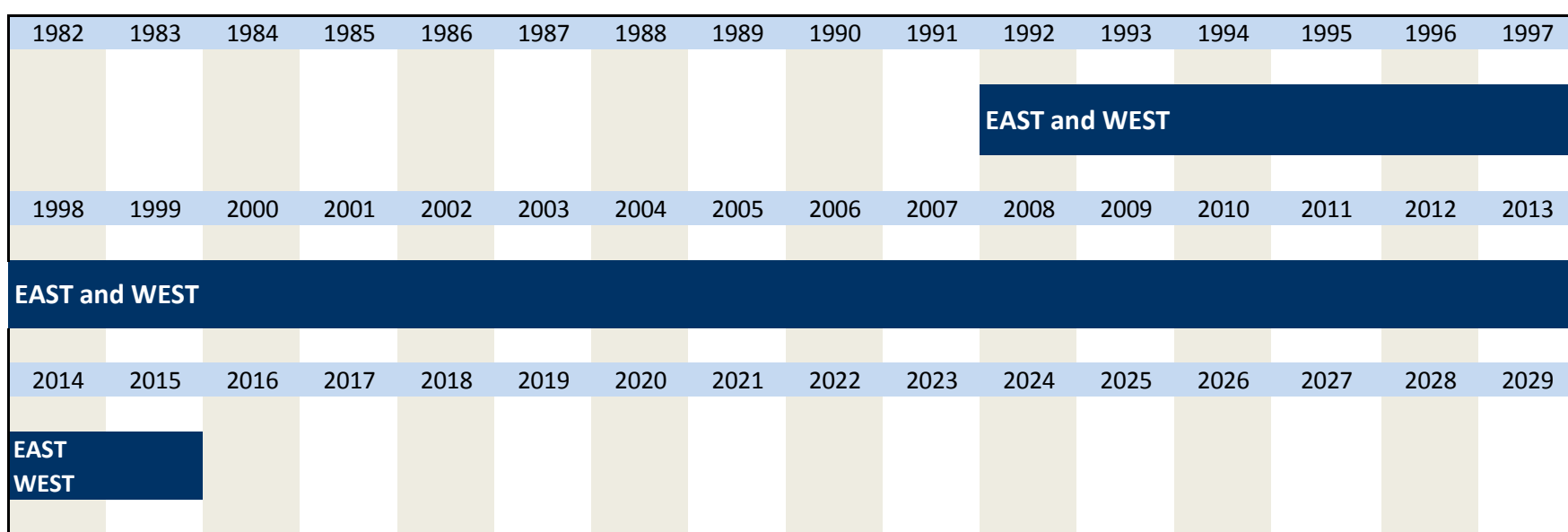
No.	Name	Label	Survey period	Survey frequency
-----	------	-------	---------------	------------------

3.1.2.27) **pdin6i** int. construction required for product innovations East and West since 1992 annual

**Wording of question**

1992 to 2012 <b>I. Innovation activities in year 19WW/20WW*</b> <b>product innovations</b> The introduced innovations required construction <input type="checkbox"/> internal <input type="checkbox"/> [1]	<b>Further information</b> *"19WW/20WW" denotes the year under review
--	--

**Time span of variable**



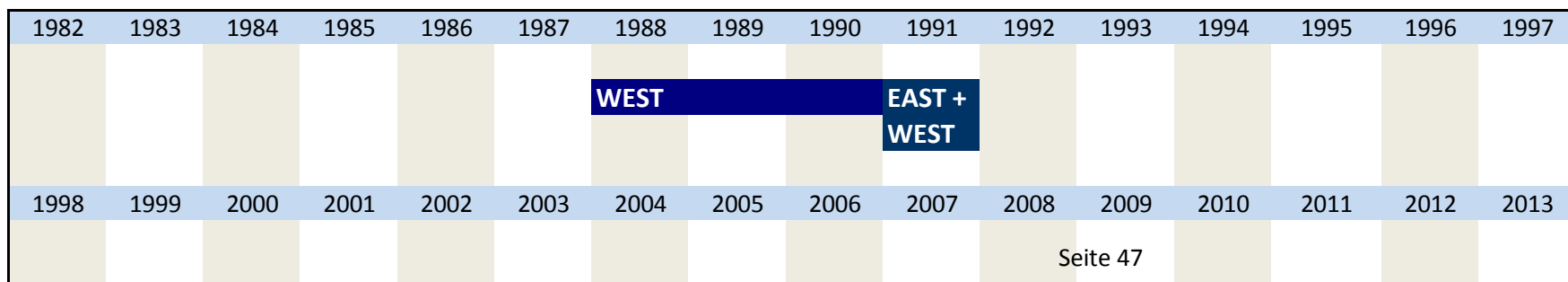
No.	Name	Label	Survey period	Survey frequency
-----	------	-------	---------------	------------------

3.1.2.28) **pdin6ia** int. construction required for product innovations (retaining production technology) West 1988 to 1990 East and West 1991 annual once

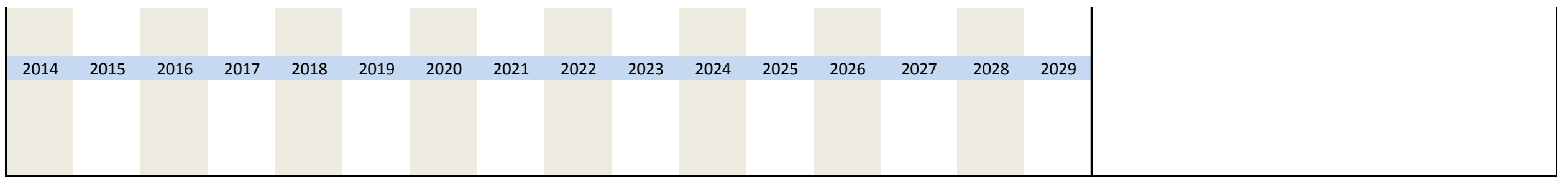
**Wording of question**

1988 to 1991 <b>I. Innovation activities in year 19WW*</b> <b>product innovations</b> While retaining the existing production technology the introduced innovations required construction <input type="checkbox"/> external <input type="checkbox"/> [1]	<b>Further information</b> *"19WW" denotes the year under review
--	---

**Time span of variable**







No.	Name	Label	Survey period	Survey frequency
-----	------	-------	---------------	------------------

3.1.2.29) pdin6ib

int. construction required for product innovations (altering production technology)

West 1988 to 1990  
East and West 1991

annual  
once

Wording of question

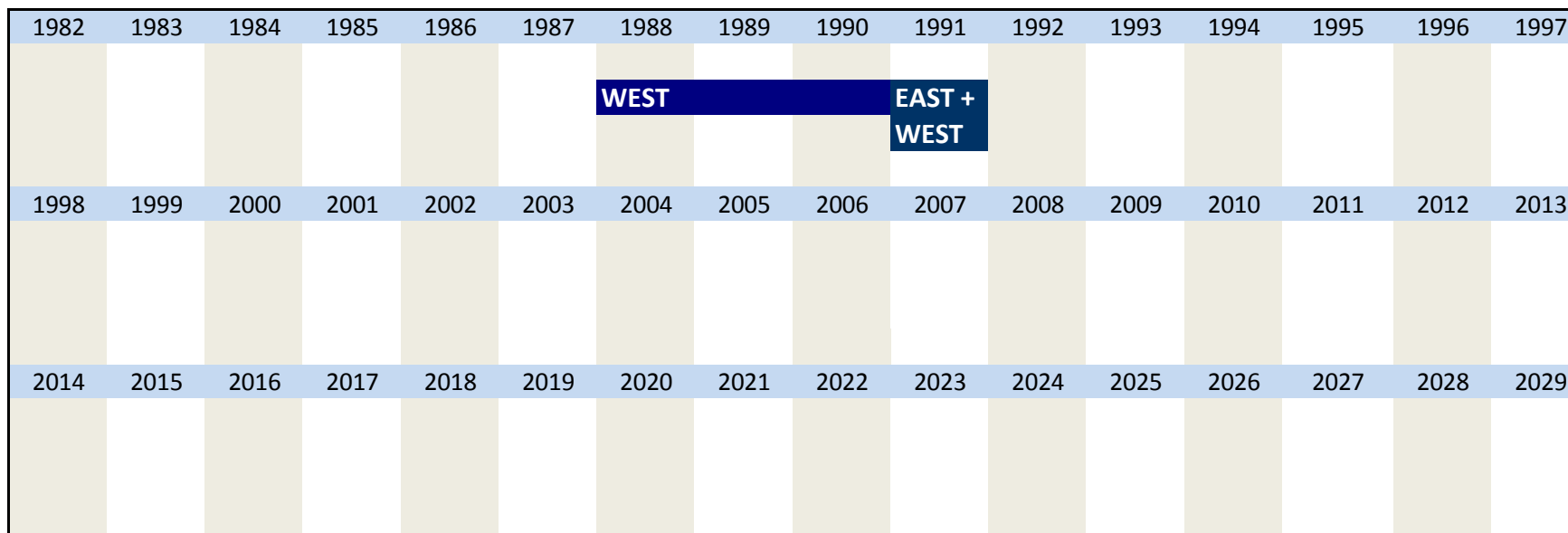
1988 to 1991  
**I. Innovation activities in year 19WW\***  
**product innovations**  
While altering the production technology the introduced innovations required

external  [1]  
construction

Further information

\*"19WW" denotes the year under review

Time span of variable



No.	Name	Label	Survey period	Survey frequency
-----	------	-------	---------------	------------------

3.1.2.30) pdin7e

ext. product design required for product innovations

East and West since 1992

annual

Wording of question

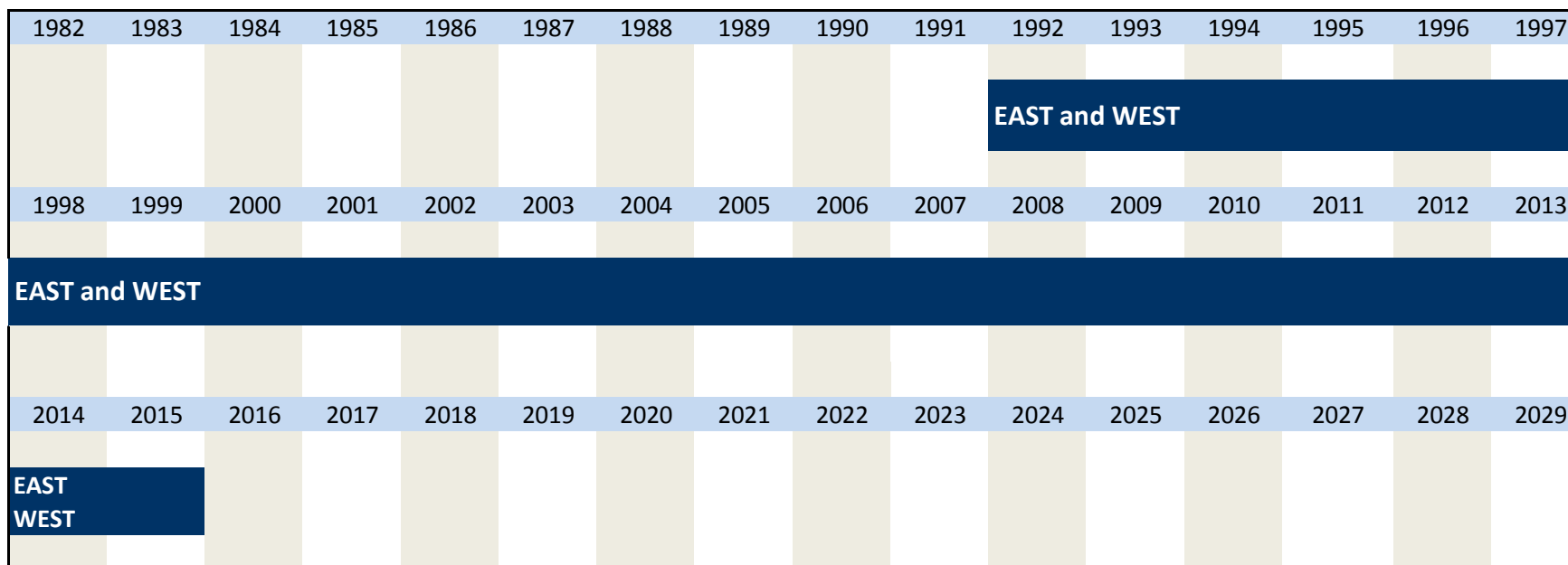
1992 to 2012  
**I. Innovation activities in year 19WW/20WW\***  
**product innovations**  
The introduced innovations required

external  [1]  
product design

Further information

\*"19WW/20WW" denotes the year under review

Time span of variable



No.	Name	Label	Survey period	Survey frequency
-----	------	-------	---------------	------------------

3.1.2.31) pdin7ea

ext. product design required for product innovations (retaining production technology)

West 1988 to 1990  
East and West 1991

annual  
once

Wording of question

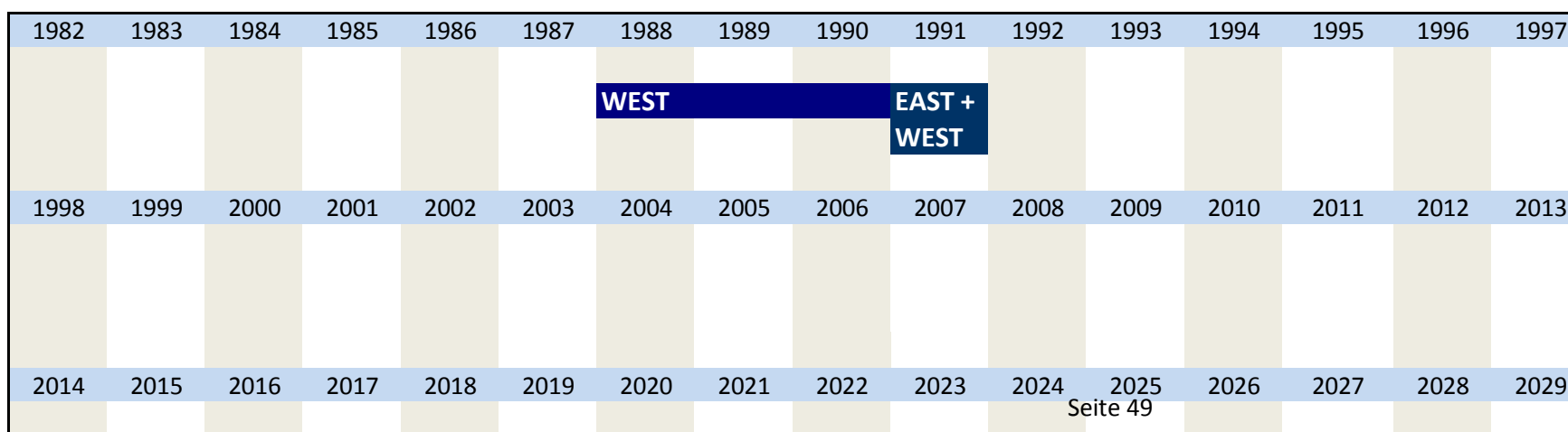
1988 to 1991  
**I. Innovation activities in year 19WW\***  
**product innovations**  
While retaining the existing production technology the introduced innovations required

external  [1]  
product design

Further information

\*"19WW" denotes the year under review

Time span of variable



--	--	--	--	--	--	--	--	--	--	--	--	--	--	--	--	--	--	--	--

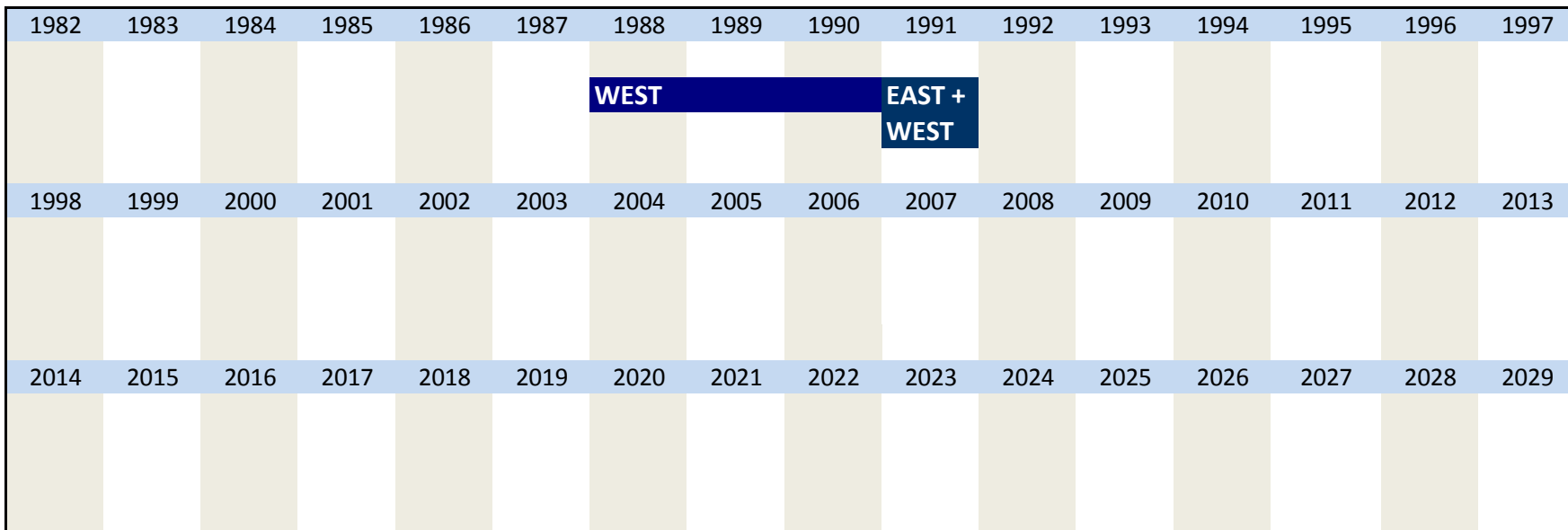
No.	Name	Label	Survey period	Survey frequency
-----	------	-------	---------------	------------------

3.1.2.32) **pdin7eb** ext. product design required for product innovations (altering production technology) West 1988 to 1990 East and West 1991 annual once

Wording of question

1988 to 1991 <b>I. Innovation activities in year 19WW*</b> <b>product innovations</b> While altering the production technology the introduced innovations required  product design <input type="checkbox"/> external [1]	<b>Further information</b> *"19WW" denotes the year under review
---	---

Time span of variable



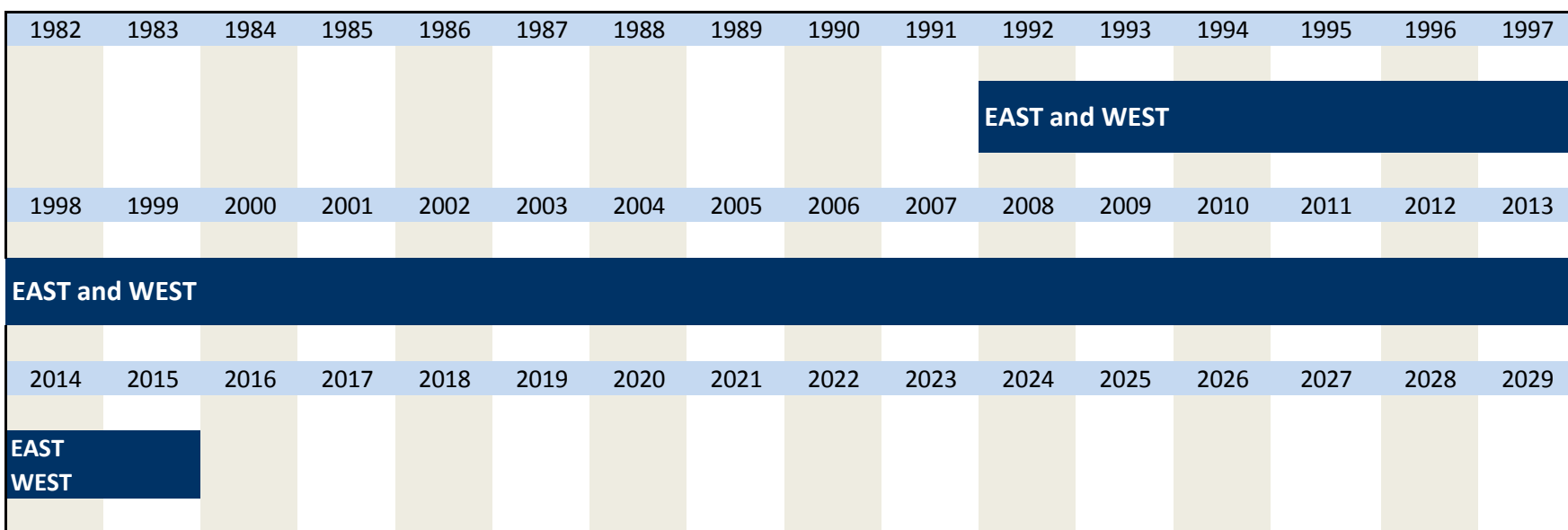
No.	Name	Label	Survey period	Survey frequency
-----	------	-------	---------------	------------------

3.1.2.33) **pdin7i** int. product design required for product innovations East and West since 1992 annual

Wording of question

1992 to 2012 <b>I. Innovation activities in year 19WW/20WW*</b> <b>product innovations</b> The introduced innovations required  product design <input type="checkbox"/> internal [1]	<b>Further information</b> *"19WW/20WW" denotes the year under review
---	--

Time span of variable



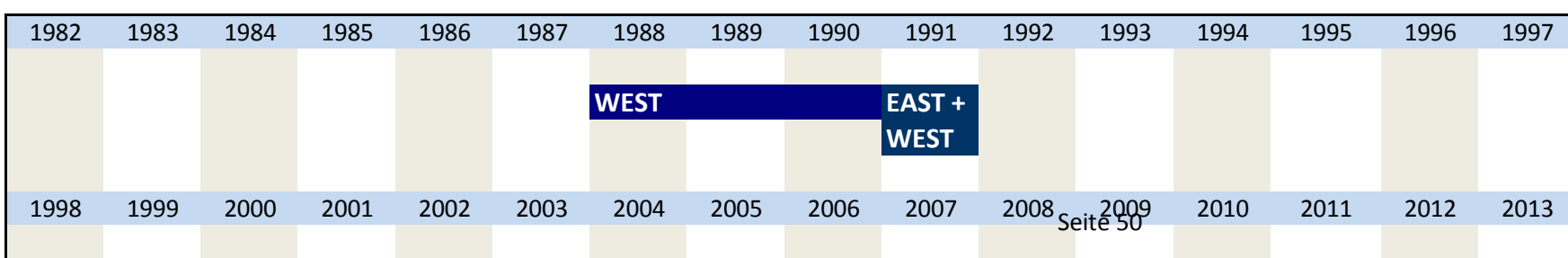
No.	Name	Label	Survey period	Survey frequency
-----	------	-------	---------------	------------------

3.1.2.34) **pdin7ia** int. product design required for product innovations (retaining production technology) West 1988 to 1990 East and West 1991 annual once

Wording of question

1988 to 1991 <b>I. Innovation activities in year 19WW*</b> <b>product innovations</b> While retaining the existing production technology the introduced innovations required  product design <input type="checkbox"/> external [1]	<b>Further information</b> *"19WW" denotes the year under review
---	---

Time span of variable



2014	2015	2016	2017	2018	2019	2020	2021	2022	2023	2024	2025	2026	2027	2028	2029
------	------	------	------	------	------	------	------	------	------	------	------	------	------	------	------

No.	Name	Label	Survey period	Survey frequency
-----	------	-------	---------------	------------------

3.1.2.35) **pdin7ib** int.product design required for product innovations (altering production technology) West 1988 to 1990 East and West 1991 annual once

**Wording of question**

1988 to 1991 <b>I. Innovation activities in year 19WW*</b> <b>product innovations</b> While altering the production technology the introduced innovations required  product design <input type="checkbox"/> external <input type="checkbox"/> [1]	<b>Further information</b> *"19WW" denotes the year under review
--	---

**Time span of variable**

1982	1983	1984	1985	1986	1987	1988	1989	1990	1991	1992	1993	1994	1995	1996	1997
						WEST			EAST + WEST						
1998	1999	2000	2001	2002	2003	2004	2005	2006	2007	2008	2009	2010	2011	2012	2013
2014	2015	2016	2017	2018	2019	2020	2021	2022	2023	2024	2025	2026	2027	2028	2029

No.	Name	Label	Survey period	Survey frequency
-----	------	-------	---------------	------------------

3.1.2.36) **pdin6\_7ea** ext. construction & design required for product innovations (retaining production technology) West 1982 to 1987 annual

**Wording of question**

1982 to 1987 <b>I. Innovation activities in year 19WW*</b> <b>product innovations</b> While retaining the existing production technology the introduced innovations required  construction, design <input type="checkbox"/> external <input type="checkbox"/> [1]	<b>Further information</b> *"19WW" denotes the year under review
--	---

**Time span of variable**

1982	1983	1984	1985	1986	1987	1988	1989	1990	1991	1992	1993	1994	1995	1996	1997
WEST															
1998	1999	2000	2001	2002	2003	2004	2005	2006	2007	2008	2009	2010	2011	2012	2013
2014	2015	2016	2017	2018	2019	2020	2021	2022	2023	2024	2025	2026	2027	2028	2029

No.	Name	Label	Survey period	Survey frequency
-----	------	-------	---------------	------------------

3.1.2.37) **pdin6\_7eb** ext. construction & design required for product innovations (altering production technology) West 1982 to 1987 annual

**Wording of question**

1982 to 1987 <b>I. Innovation activities in year 19WW*</b> <b>product innovations</b> While altering the production technology the introduced innovations required  construction, design <input type="checkbox"/> external <input type="checkbox"/> [1]	<b>Further information</b> *"19WW" denotes the year under review
--	---

**Time span of variable**

1982	1983	1984	1985	1986	1987	1988	1989	1990	1991	1992	1993	1994	1995	1996	1997
WEST															
1998	1999	2000	2001	2002	2003	2004	2005	2006	2007	2008	2009	2010	2011	2012	2013
2014	2015	2016	2017	2018	2019	2020	2021	2022	2023	2024	2025	2026	2027	2028	2029

No.	Name	Label	Survey period	Survey frequency
-----	------	-------	---------------	------------------

3.1.2.38) pdin6\_7ia

int. construction & design required for product innovations  
(retaining production technology)

West 1982 to 1987

annual

Wording of question

<p>1982 to 1987</p> <p><b>I. Innovation activities in year 19WW*</b></p> <p><b>product innovations</b></p> <p>While retaining the existing production technology the introduced innovations required</p> <p style="text-align: right;">construction, design <input type="checkbox"/> internal <input type="checkbox"/> [1]</p>	<p>Further information</p> <p>*"19WW" denotes the year under review</p>																																																																
<p>Time span of variable</p> <table border="1" style="width: 100%; text-align: center;"> <tr> <td>1982</td><td>1983</td><td>1984</td><td>1985</td><td>1986</td><td>1987</td><td>1988</td><td>1989</td><td>1990</td><td>1991</td><td>1992</td><td>1993</td><td>1994</td><td>1995</td><td>1996</td><td>1997</td> </tr> <tr> <td colspan="6" style="background-color: #003366; color: white;">WEST</td> <td></td><td></td><td></td><td></td><td></td><td></td><td></td><td></td><td></td><td></td> </tr> <tr> <td>1998</td><td>1999</td><td>2000</td><td>2001</td><td>2002</td><td>2003</td><td>2004</td><td>2005</td><td>2006</td><td>2007</td><td>2008</td><td>2009</td><td>2010</td><td>2011</td><td>2012</td><td>2013</td> </tr> <tr> <td>2014</td><td>2015</td><td>2016</td><td>2017</td><td>2018</td><td>2019</td><td>2020</td><td>2021</td><td>2022</td><td>2023</td><td>2024</td><td>2025</td><td>2026</td><td>2027</td><td>2028</td><td>2029</td> </tr> </table>		1982	1983	1984	1985	1986	1987	1988	1989	1990	1991	1992	1993	1994	1995	1996	1997	WEST																1998	1999	2000	2001	2002	2003	2004	2005	2006	2007	2008	2009	2010	2011	2012	2013	2014	2015	2016	2017	2018	2019	2020	2021	2022	2023	2024	2025	2026	2027	2028	2029
1982	1983	1984	1985	1986	1987	1988	1989	1990	1991	1992	1993	1994	1995	1996	1997																																																		
WEST																																																																	
1998	1999	2000	2001	2002	2003	2004	2005	2006	2007	2008	2009	2010	2011	2012	2013																																																		
2014	2015	2016	2017	2018	2019	2020	2021	2022	2023	2024	2025	2026	2027	2028	2029																																																		

No.	Name	Label	Survey period	Survey frequency
-----	------	-------	---------------	------------------

3.1.2.39) pdin6\_7ib

int. construction & design required for product innovations  
(altering production technology)

West 1982 to 1987

annual

Wording of question

<p>1982 to 1987</p> <p><b>I. Innovation activities in year 19WW*</b></p> <p><b>product innovations</b></p> <p>While altering the production technology the introduced innovations required</p> <p style="text-align: right;">construction, design <input type="checkbox"/> internal <input type="checkbox"/> [1]</p>	<p>Further information</p> <p>*"19WW" denotes the year under review</p>																																																																
<p>Time span of variable</p> <table border="1" style="width: 100%; text-align: center;"> <tr> <td>1982</td><td>1983</td><td>1984</td><td>1985</td><td>1986</td><td>1987</td><td>1988</td><td>1989</td><td>1990</td><td>1991</td><td>1992</td><td>1993</td><td>1994</td><td>1995</td><td>1996</td><td>1997</td> </tr> <tr> <td colspan="6" style="background-color: #003366; color: white;">WEST</td> <td></td><td></td><td></td><td></td><td></td><td></td><td></td><td></td><td></td><td></td> </tr> <tr> <td>1998</td><td>1999</td><td>2000</td><td>2001</td><td>2002</td><td>2003</td><td>2004</td><td>2005</td><td>2006</td><td>2007</td><td>2008</td><td>2009</td><td>2010</td><td>2011</td><td>2012</td><td>2013</td> </tr> <tr> <td>2014</td><td>2015</td><td>2016</td><td>2017</td><td>2018</td><td>2019</td><td>2020</td><td>2021</td><td>2022</td><td>2023</td><td>2024</td><td>2025</td><td>2026</td><td>2027</td><td>2028</td><td>2029</td> </tr> </table>		1982	1983	1984	1985	1986	1987	1988	1989	1990	1991	1992	1993	1994	1995	1996	1997	WEST																1998	1999	2000	2001	2002	2003	2004	2005	2006	2007	2008	2009	2010	2011	2012	2013	2014	2015	2016	2017	2018	2019	2020	2021	2022	2023	2024	2025	2026	2027	2028	2029
1982	1983	1984	1985	1986	1987	1988	1989	1990	1991	1992	1993	1994	1995	1996	1997																																																		
WEST																																																																	
1998	1999	2000	2001	2002	2003	2004	2005	2006	2007	2008	2009	2010	2011	2012	2013																																																		
2014	2015	2016	2017	2018	2019	2020	2021	2022	2023	2024	2025	2026	2027	2028	2029																																																		

No.	Name	Label	Survey period	Survey frequency
-----	------	-------	---------------	------------------

3.1.2.40) pdin8

licence obtained for product innovations

East and West since 1992

annual

Wording of question

<p>1992 to 2012</p> <p><b>I. Innovation activities in year 19WW/20WW*</b></p> <p><b>product innovations</b></p> <p>Within the scope of these innovation projects</p> <p style="text-align: right;">licence was obtained <input type="checkbox"/> [1]</p>	<p>Further information</p> <p>*"19WW/20WW" denotes the year under review</p>																																																																																																	
<p>Time span of variable</p> <table border="1" style="width: 100%; text-align: center;"> <tr> <td>1982</td><td>1983</td><td>1984</td><td>1985</td><td>1986</td><td>1987</td><td>1988</td><td>1989</td><td>1990</td><td>1991</td><td>1992</td><td>1993</td><td>1994</td><td>1995</td><td>1996</td><td>1997</td> </tr> <tr> <td></td><td></td><td></td><td></td><td></td><td></td><td></td><td></td><td></td><td></td><td colspan="6" style="background-color: #003366; color: white;">EAST and WEST</td><td></td> </tr> <tr> <td>1998</td><td>1999</td><td>2000</td><td>2001</td><td>2002</td><td>2003</td><td>2004</td><td>2005</td><td>2006</td><td>2007</td><td>2008</td><td>2009</td><td>2010</td><td>2011</td><td>2012</td><td>2013</td> </tr> <tr> <td colspan="16" style="background-color: #003366; color: white;">EAST and WEST</td> </tr> <tr> <td>2014</td><td>2015</td><td>2016</td><td>2017</td><td>2018</td><td>2019</td><td>2020</td><td>2021</td><td>2022</td><td>2023</td><td>2024</td><td>2025</td><td>2026</td><td>2027</td><td>2028</td><td>2029</td> </tr> <tr> <td colspan="2" style="background-color: #003366; color: white;">EAST WEST</td> <td></td><td></td><td></td><td></td><td></td><td></td><td></td><td></td><td></td><td></td><td></td><td></td><td></td><td></td> </tr> </table>		1982	1983	1984	1985	1986	1987	1988	1989	1990	1991	1992	1993	1994	1995	1996	1997											EAST and WEST							1998	1999	2000	2001	2002	2003	2004	2005	2006	2007	2008	2009	2010	2011	2012	2013	EAST and WEST																2014	2015	2016	2017	2018	2019	2020	2021	2022	2023	2024	2025	2026	2027	2028	2029	EAST WEST															
1982	1983	1984	1985	1986	1987	1988	1989	1990	1991	1992	1993	1994	1995	1996	1997																																																																																			
										EAST and WEST																																																																																								
1998	1999	2000	2001	2002	2003	2004	2005	2006	2007	2008	2009	2010	2011	2012	2013																																																																																			
EAST and WEST																																																																																																		
2014	2015	2016	2017	2018	2019	2020	2021	2022	2023	2024	2025	2026	2027	2028	2029																																																																																			
EAST WEST																																																																																																		

No.	Name	Label	Survey period	Survey frequency
-----	------	-------	---------------	------------------

3.1.2.41) **pdin8a** licence obtained for product innovations (retaining production technology) West 1982 to 1990 East and West 1991 annual once

Wording of question

<p>1982 to 1991</p> <p><b>I. Innovation activities in year 19WW*</b>  <b>product innovations</b>          Within the scope of these innovation projects while retaining the existing production technology</p> <p style="text-align: right;">licence was obtained <input type="text"/> [1]</p>	<p>Further information</p> <p>*"19WW" denotes the year under review</p>																																																																
<p>Time span of variable</p> <table border="1" style="width: 100%; text-align: center;"> <tr> <td>1982</td><td>1983</td><td>1984</td><td>1985</td><td>1986</td><td>1987</td><td>1988</td><td>1989</td><td>1990</td><td>1991</td><td>1992</td><td>1993</td><td>1994</td><td>1995</td><td>1996</td><td>1997</td> </tr> <tr> <td colspan="10" style="background-color: #003366; color: white;">WEST</td> <td colspan="6" style="background-color: #003366; color: white;">EAST + WEST</td> </tr> <tr> <td>1998</td><td>1999</td><td>2000</td><td>2001</td><td>2002</td><td>2003</td><td>2004</td><td>2005</td><td>2006</td><td>2007</td><td>2008</td><td>2009</td><td>2010</td><td>2011</td><td>2012</td><td>2013</td> </tr> <tr> <td>2014</td><td>2015</td><td>2016</td><td>2017</td><td>2018</td><td>2019</td><td>2020</td><td>2021</td><td>2022</td><td>2023</td><td>2024</td><td>2025</td><td>2026</td><td>2027</td><td>2028</td><td>2029</td> </tr> </table>		1982	1983	1984	1985	1986	1987	1988	1989	1990	1991	1992	1993	1994	1995	1996	1997	WEST										EAST + WEST						1998	1999	2000	2001	2002	2003	2004	2005	2006	2007	2008	2009	2010	2011	2012	2013	2014	2015	2016	2017	2018	2019	2020	2021	2022	2023	2024	2025	2026	2027	2028	2029
1982	1983	1984	1985	1986	1987	1988	1989	1990	1991	1992	1993	1994	1995	1996	1997																																																		
WEST										EAST + WEST																																																							
1998	1999	2000	2001	2002	2003	2004	2005	2006	2007	2008	2009	2010	2011	2012	2013																																																		
2014	2015	2016	2017	2018	2019	2020	2021	2022	2023	2024	2025	2026	2027	2028	2029																																																		

No.	Name	Label	Survey period	Survey frequency
-----	------	-------	---------------	------------------

3.1.2.42) **pdin8b** licence obtained for product innovations (altering production technology) West 1982 to 1990 East and West 1991 annual once

Wording of question

<p>1982 to 1991</p> <p><b>I. Innovation activities in year 19WW*</b>  <b>product innovations</b>          Within the scope of these innovation projects occurred while altering the production technology</p> <p style="text-align: right;">licence was obtained <input type="text"/> [1]</p>	<p>Further information</p> <p>*"19WW" denotes the year under review</p>																																																																
<p>Time span of variable</p> <table border="1" style="width: 100%; text-align: center;"> <tr> <td>1982</td><td>1983</td><td>1984</td><td>1985</td><td>1986</td><td>1987</td><td>1988</td><td>1989</td><td>1990</td><td>1991</td><td>1992</td><td>1993</td><td>1994</td><td>1995</td><td>1996</td><td>1997</td> </tr> <tr> <td colspan="10" style="background-color: #003366; color: white;">WEST</td> <td colspan="6" style="background-color: #003366; color: white;">EAST + WEST</td> </tr> <tr> <td>1998</td><td>1999</td><td>2000</td><td>2001</td><td>2002</td><td>2003</td><td>2004</td><td>2005</td><td>2006</td><td>2007</td><td>2008</td><td>2009</td><td>2010</td><td>2011</td><td>2012</td><td>2013</td> </tr> <tr> <td>2014</td><td>2015</td><td>2016</td><td>2017</td><td>2018</td><td>2019</td><td>2020</td><td>2021</td><td>2022</td><td>2023</td><td>2024</td><td>2025</td><td>2026</td><td>2027</td><td>2028</td><td>2029</td> </tr> </table>		1982	1983	1984	1985	1986	1987	1988	1989	1990	1991	1992	1993	1994	1995	1996	1997	WEST										EAST + WEST						1998	1999	2000	2001	2002	2003	2004	2005	2006	2007	2008	2009	2010	2011	2012	2013	2014	2015	2016	2017	2018	2019	2020	2021	2022	2023	2024	2025	2026	2027	2028	2029
1982	1983	1984	1985	1986	1987	1988	1989	1990	1991	1992	1993	1994	1995	1996	1997																																																		
WEST										EAST + WEST																																																							
1998	1999	2000	2001	2002	2003	2004	2005	2006	2007	2008	2009	2010	2011	2012	2013																																																		
2014	2015	2016	2017	2018	2019	2020	2021	2022	2023	2024	2025	2026	2027	2028	2029																																																		

No.	Name	Label	Survey period	Survey frequency
-----	------	-------	---------------	------------------

3.1.2.43) **pdin9** patent applications during product innovations East and West since 1992 annual

Wording of question

<p>1992 to 2012</p> <p><b>I. Innovation activities in year 19WW/20WW*</b>  <b>product innovations</b>          Within the scope of these innovation projects occurred</p> <p style="text-align: right;">applications of own patents <input type="text"/> [1]</p>	<p>Further information</p> <p>*"19WW/20WW" denotes the year under review</p>																																																																																
<p>Time span of variable</p> <table border="1" style="width: 100%; text-align: center;"> <tr> <td>1982</td><td>1983</td><td>1984</td><td>1985</td><td>1986</td><td>1987</td><td>1988</td><td>1989</td><td>1990</td><td>1991</td><td>1992</td><td>1993</td><td>1994</td><td>1995</td><td>1996</td><td>1997</td> </tr> <tr> <td colspan="11"></td> <td colspan="5" style="background-color: #003366; color: white;">EAST and WEST</td> </tr> <tr> <td>1998</td><td>1999</td><td>2000</td><td>2001</td><td>2002</td><td>2003</td><td>2004</td><td>2005</td><td>2006</td><td>2007</td><td>2008</td><td>2009</td><td>2010</td><td>2011</td><td>2012</td><td>2013</td> </tr> <tr> <td colspan="16" style="background-color: #003366; color: white;">EAST and WEST</td> </tr> <tr> <td>2014</td><td>2015</td><td>2016</td><td>2017</td><td>2018</td><td>2019</td><td>2020</td><td>2021</td><td>2022</td><td>2023</td><td>2024</td><td>2025</td><td>2026</td><td>2027</td><td>2028</td><td>2029</td> </tr> </table>		1982	1983	1984	1985	1986	1987	1988	1989	1990	1991	1992	1993	1994	1995	1996	1997												EAST and WEST					1998	1999	2000	2001	2002	2003	2004	2005	2006	2007	2008	2009	2010	2011	2012	2013	EAST and WEST																2014	2015	2016	2017	2018	2019	2020	2021	2022	2023	2024	2025	2026	2027	2028	2029
1982	1983	1984	1985	1986	1987	1988	1989	1990	1991	1992	1993	1994	1995	1996	1997																																																																		
											EAST and WEST																																																																						
1998	1999	2000	2001	2002	2003	2004	2005	2006	2007	2008	2009	2010	2011	2012	2013																																																																		
EAST and WEST																																																																																	
2014	2015	2016	2017	2018	2019	2020	2021	2022	2023	2024	2025	2026	2027	2028	2029																																																																		



No.	Name	Label	Survey period	Survey frequency
-----	------	-------	---------------	------------------



3.1.2.44) pdin9a

patent applications during product innovations (retaining production technology)

West 1982 to 1990  
East and West 1991

annual  
once

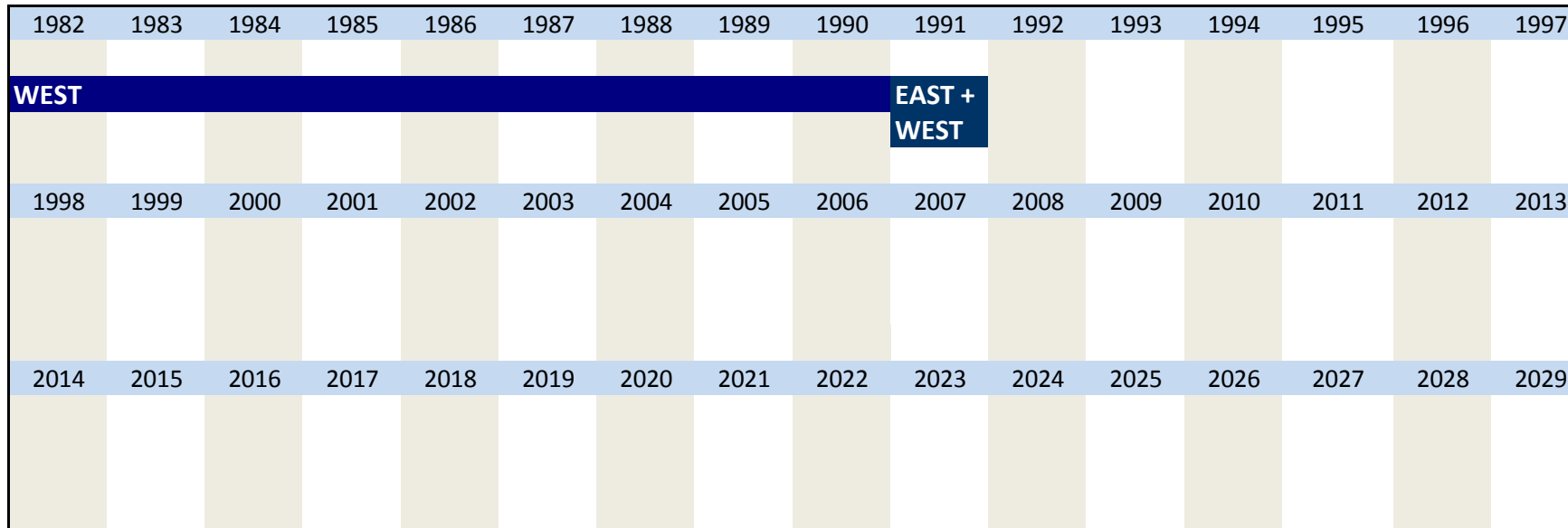
Wording of question

1982 to 1991  
**I. Innovation activities in year 19WW\***  
**product innovations**  
Within the scope of these innovation projects occurred while retaining the existing production technology applications of own patents  [1]

Further information

\*"19WW" denotes the year under review

Time span of variable



No.	Name	Label	Survey period	Survey frequency
-----	------	-------	---------------	------------------

3.1.2.45) pdin9b

patent applications during product innovations (altering production technology)

West 1982 to 1990  
East and West 1991

annual  
once


Wording of question

1982 to 1991  
**I. Innovation activities in year 19WW\***  
**product innovations**  
Within the scope of these innovation projects occurred while altering the production technology applications of own patents  [1]

Further information

\*"19WW" denotes the year under review

Time span of variable



No.	Name	Label	Survey period	Survey frequency
-----	------	-------	---------------	------------------

3.1.2.46) pdin10

registering of designs for product innovations

East and West since 1992

annual


Wording of question

1992 to 2012  
**I. Innovation activities in year 19WW/20WW\***  
**product innovations**  
Within the scope of these innovation projects occurred registering of designs  [1]

Further information

\*"19WW/20WW" denotes the year under review

Time span of variable



No.	Name	Label	Survey period	Survey frequency
-----	------	-------	---------------	------------------

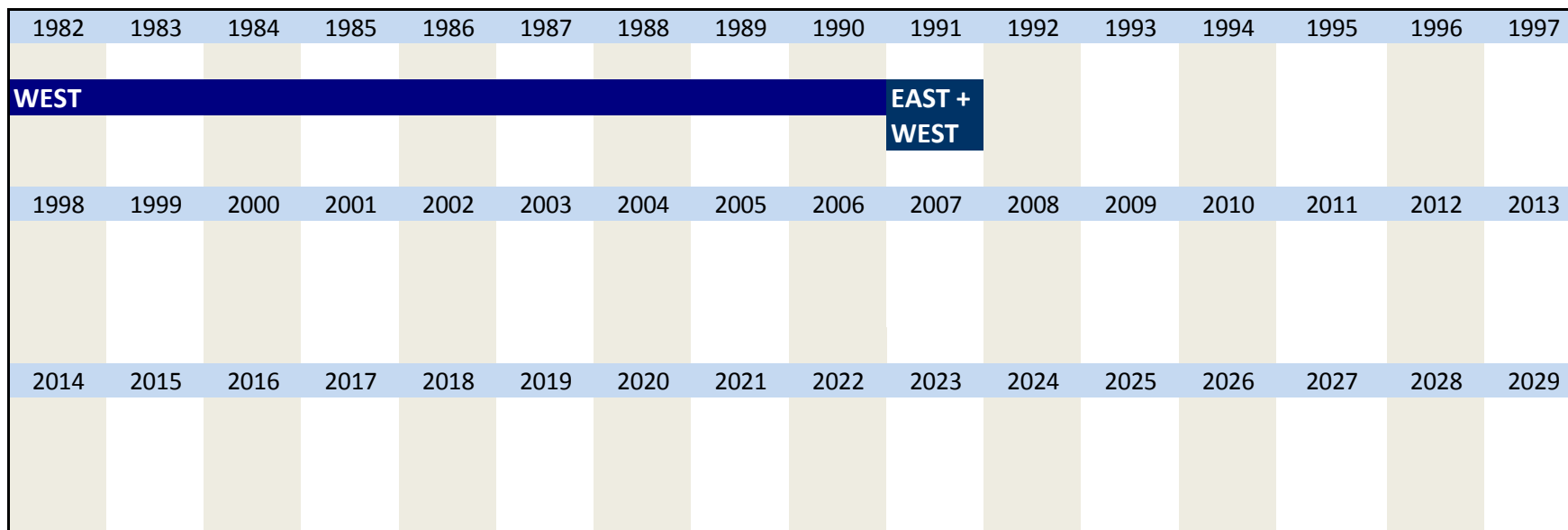
3.1.2.47) pdin10a registering of designs for product innovations (retaining production technology)

West 1982 to 1990  
East and West 1991 annual  
once

Wording of question

1982 to 1991 <b>I. Innovation activities in year 19WW*</b> <b>product innovations</b> Within the scope of these innovation projects occurred while retaining the existing production technology	registering of designs <input type="text"/> [1]	Further information *"19WW" denotes the year under review
--	---	--

Time span of variable



No.	Name	Label	Survey period	Survey frequency
-----	------	-------	---------------	------------------


3.1.2.48) pdin10b registering of designs for product innovations (altering production technology)

West 1982 to 1990  
East and West 1991 annual  
once

Wording of question

1982 to 1991 <b>I. Innovation activities in year 19WW*</b> <b>product innovations</b> Within the scope of these innovation projects occurred while altering the production technology	registering of designs <input type="text"/> [1]	Further information *"19WW" denotes the year under review
--	---	--

Time span of variable



3.1.3 Process innovations

No.	Name	Label	Survey period	Survey frequency
-----	------	-------	---------------	------------------


3.1.3.1) pzin1 process innovations introduced

East and West since 1992 annual

Wording of question

1992 to 2012 <b>I. Innovation activities in year 19WW/20WW*</b> <b>Process innovations</b> In 19WW* we have	introduced innovations <input type="text"/> [1]	Further information *"19WW/20WW" denotes the year under review
--	---	---

Time span of variable



No.	Name	Label	Survey period	Survey frequency
-----	------	-------	---------------	------------------

3.1.3.2) pzin1a process innovations introduced in production (retaining product portfolio)

West 1982 to 1990  
East and West 1991 annual  
once

Wording of question

<p>1982 to 1991</p> <p><b>I. Innovation activities in year 19WW*</b></p> <p><b>Process innovations</b></p> <p>In 19WW* in production we have introduced innovations <input type="text"/> [1]</p> <p>In 19WW* in production we have while retaining the existing product portfolio</p>	<p>Further information</p> <p>*"19WW" denotes the year under review</p>																																																																
<p>Time span of variable</p> <table border="1"> <tr> <td>1982</td><td>1983</td><td>1984</td><td>1985</td><td>1986</td><td>1987</td><td>1988</td><td>1989</td><td>1990</td><td>1991</td><td>1992</td><td>1993</td><td>1994</td><td>1995</td><td>1996</td><td>1997</td> </tr> <tr> <td colspan="10">WEST</td> <td colspan="2">EAST + WEST</td> <td colspan="4"></td> </tr> <tr> <td>1998</td><td>1999</td><td>2000</td><td>2001</td><td>2002</td><td>2003</td><td>2004</td><td>2005</td><td>2006</td><td>2007</td><td>2008</td><td>2009</td><td>2010</td><td>2011</td><td>2012</td><td>2013</td> </tr> <tr> <td>2014</td><td>2015</td><td>2016</td><td>2017</td><td>2018</td><td>2019</td><td>2020</td><td>2021</td><td>2022</td><td>2023</td><td>2024</td><td>2025</td><td>2026</td><td>2027</td><td>2028</td><td>2029</td> </tr> </table>		1982	1983	1984	1985	1986	1987	1988	1989	1990	1991	1992	1993	1994	1995	1996	1997	WEST										EAST + WEST						1998	1999	2000	2001	2002	2003	2004	2005	2006	2007	2008	2009	2010	2011	2012	2013	2014	2015	2016	2017	2018	2019	2020	2021	2022	2023	2024	2025	2026	2027	2028	2029
1982	1983	1984	1985	1986	1987	1988	1989	1990	1991	1992	1993	1994	1995	1996	1997																																																		
WEST										EAST + WEST																																																							
1998	1999	2000	2001	2002	2003	2004	2005	2006	2007	2008	2009	2010	2011	2012	2013																																																		
2014	2015	2016	2017	2018	2019	2020	2021	2022	2023	2024	2025	2026	2027	2028	2029																																																		

No.	Name	Label	Survey period	Survey frequency
-----	------	-------	---------------	------------------

3.1.3.3) pzin1b process innovations introduced in administration

West 1982 to 1990  
East and West 1991 annual  
once

Wording of question

<p>1982 to 1991</p> <p><b>I. Innovation activities in year 19WW*</b></p> <p><b>Process innovations</b></p> <p>In 19WW* in administration we have introduced innovations <input type="text"/> [1]</p>	<p>Further information</p> <p>*"19WW" denotes the year under review</p>																																																																
<p>Time span of variable</p> <table border="1"> <tr> <td>1982</td><td>1983</td><td>1984</td><td>1985</td><td>1986</td><td>1987</td><td>1988</td><td>1989</td><td>1990</td><td>1991</td><td>1992</td><td>1993</td><td>1994</td><td>1995</td><td>1996</td><td>1997</td> </tr> <tr> <td colspan="10">WEST</td> <td colspan="2">EAST + WEST</td> <td colspan="4"></td> </tr> <tr> <td>1998</td><td>1999</td><td>2000</td><td>2001</td><td>2002</td><td>2003</td><td>2004</td><td>2005</td><td>2006</td><td>2007</td><td>2008</td><td>2009</td><td>2010</td><td>2011</td><td>2012</td><td>2013</td> </tr> <tr> <td>2014</td><td>2015</td><td>2016</td><td>2017</td><td>2018</td><td>2019</td><td>2020</td><td>2021</td><td>2022</td><td>2023</td><td>2024</td><td>2025</td><td>2026</td><td>2027</td><td>2028</td><td>2029</td> </tr> </table>		1982	1983	1984	1985	1986	1987	1988	1989	1990	1991	1992	1993	1994	1995	1996	1997	WEST										EAST + WEST						1998	1999	2000	2001	2002	2003	2004	2005	2006	2007	2008	2009	2010	2011	2012	2013	2014	2015	2016	2017	2018	2019	2020	2021	2022	2023	2024	2025	2026	2027	2028	2029
1982	1983	1984	1985	1986	1987	1988	1989	1990	1991	1992	1993	1994	1995	1996	1997																																																		
WEST										EAST + WEST																																																							
1998	1999	2000	2001	2002	2003	2004	2005	2006	2007	2008	2009	2010	2011	2012	2013																																																		
2014	2015	2016	2017	2018	2019	2020	2021	2022	2023	2024	2025	2026	2027	2028	2029																																																		

No.	Name	Label	Survey period	Survey frequency
-----	------	-------	---------------	------------------

3.1.3.4) pzin2 process innovations started

East and West since 1992 annual

Wording of question

<p>1992 to 2012</p> <p><b>I. Innovation activities in year 19WW/20WW*</b></p> <p><b>Process innovations</b></p> <p>In 19WW* we have started innovations or not finished yet <input type="text"/> [1]</p>	<p>Further information</p> <p>*"19WW/20WW" denotes the year under review</p>																																																																																																
<p>Time span of variable</p> <table border="1"> <tr> <td>1982</td><td>1983</td><td>1984</td><td>1985</td><td>1986</td><td>1987</td><td>1988</td><td>1989</td><td>1990</td><td>1991</td><td>1992</td><td>1993</td><td>1994</td><td>1995</td><td>1996</td><td>1997</td> </tr> <tr> <td colspan="10"></td> <td colspan="6">EAST and WEST</td> </tr> <tr> <td>1998</td><td>1999</td><td>2000</td><td>2001</td><td>2002</td><td>2003</td><td>2004</td><td>2005</td><td>2006</td><td>2007</td><td>2008</td><td>2009</td><td>2010</td><td>2011</td><td>2012</td><td>2013</td> </tr> <tr> <td colspan="16">EAST and WEST</td> </tr> <tr> <td>2014</td><td>2015</td><td>2016</td><td>2017</td><td>2018</td><td>2019</td><td>2020</td><td>2021</td><td>2022</td><td>2023</td><td>2024</td><td>2025</td><td>2026</td><td>2027</td><td>2028</td><td>2029</td> </tr> <tr> <td colspan="2">EAST</td> <td colspan="14">WEST</td> </tr> </table>		1982	1983	1984	1985	1986	1987	1988	1989	1990	1991	1992	1993	1994	1995	1996	1997											EAST and WEST						1998	1999	2000	2001	2002	2003	2004	2005	2006	2007	2008	2009	2010	2011	2012	2013	EAST and WEST																2014	2015	2016	2017	2018	2019	2020	2021	2022	2023	2024	2025	2026	2027	2028	2029	EAST		WEST													
1982	1983	1984	1985	1986	1987	1988	1989	1990	1991	1992	1993	1994	1995	1996	1997																																																																																		
										EAST and WEST																																																																																							
1998	1999	2000	2001	2002	2003	2004	2005	2006	2007	2008	2009	2010	2011	2012	2013																																																																																		
EAST and WEST																																																																																																	
2014	2015	2016	2017	2018	2019	2020	2021	2022	2023	2024	2025	2026	2027	2028	2029																																																																																		
EAST		WEST																																																																																															

No.	Name	Label	Survey period	Survey frequency
-----	------	-------	---------------	------------------

3.1.3.5) pzin2a process innovations started in production (retaining product portfolio)

West 1982 to 1990  
East and West 1991

annual  
once

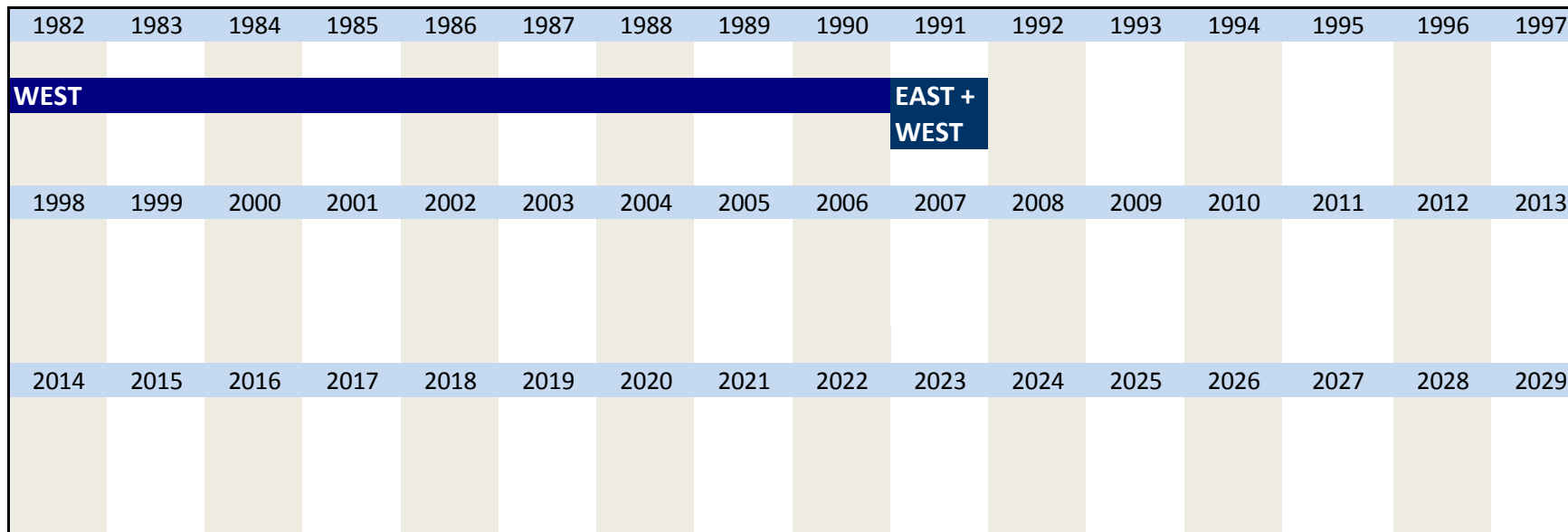
Wording of question

1982 to 1991  
**I. Innovation activities in year 19WW\***  
**Process innovations**  
In 19WW\* in production we have started innovations or not finished yet  [1]

Further information

\*"19WW" denotes the year under review

Time span of variable



No.	Name	Label	Survey period	Survey frequency
-----	------	-------	---------------	------------------

3.1.3.6) pzin2b process innovations started in administration

West 1982 to 1990  
East and West 1991

annual  
once

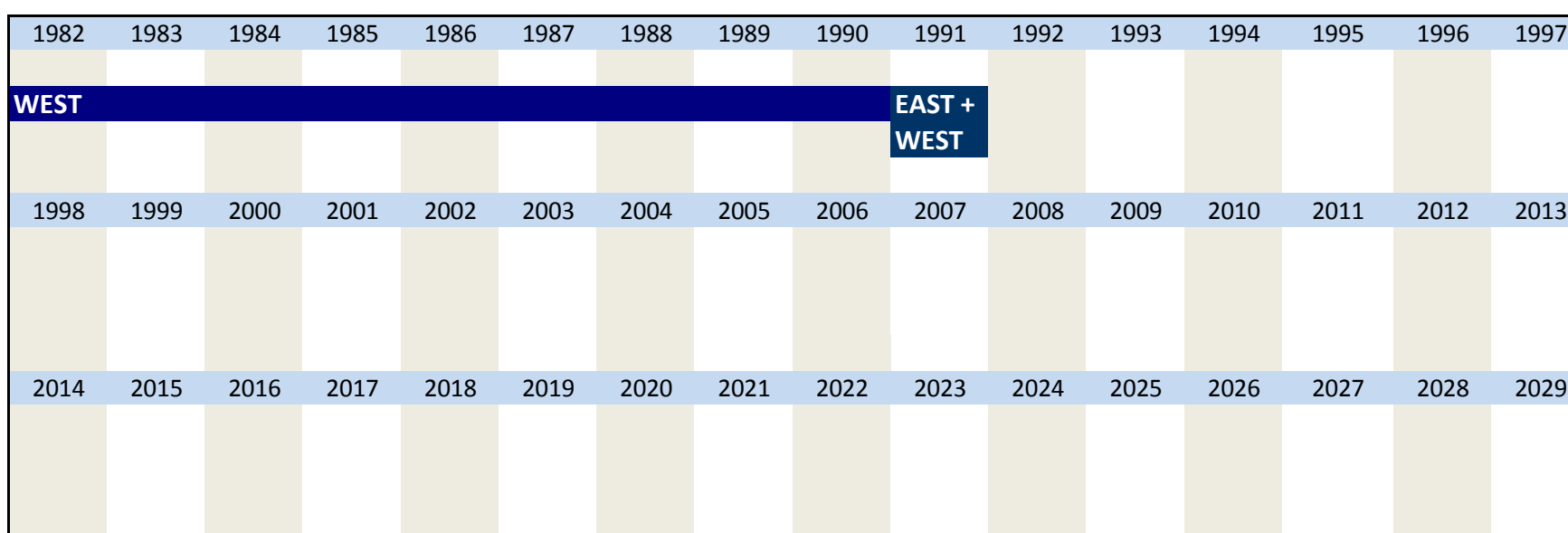
Wording of question

1982 to 1991  
**I. Innovation activities in year 19WW\***  
**Process innovations**  
In 19WW\* in administration we have started innovations or not finished yet  [1]

Further information

\*"19WW" denotes the year under review

Time span of variable



No.	Name	Label	Survey period	Survey frequency
-----	------	-------	---------------	------------------

3.1.3.7) pzin3 process innovations cancelled

East and West since 1992

annual

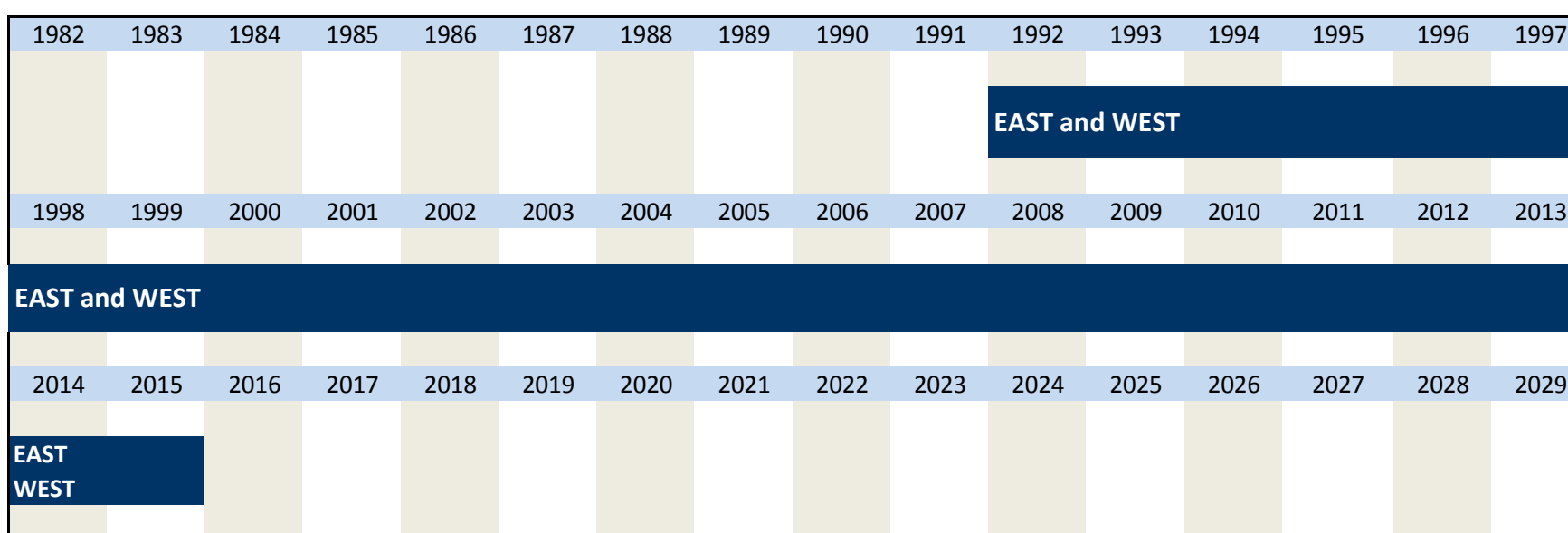
Wording of question

1992 to 2012  
**I. Innovation activities in year 19WW/20WW\***  
**Process innovations**  
In 19WW\* we have cancelled innovations  [1]

Further information

\*"19WW/20WW" denotes the year under review

Time span of variable



No.	Name	Label	Survey period	Survey frequency
-----	------	-------	---------------	------------------



3.1.3.8) pzin3a

process innovations cancelled in production (retaining product portfolio)

West 1982 to 1990  
East and West 1991

annual  
once

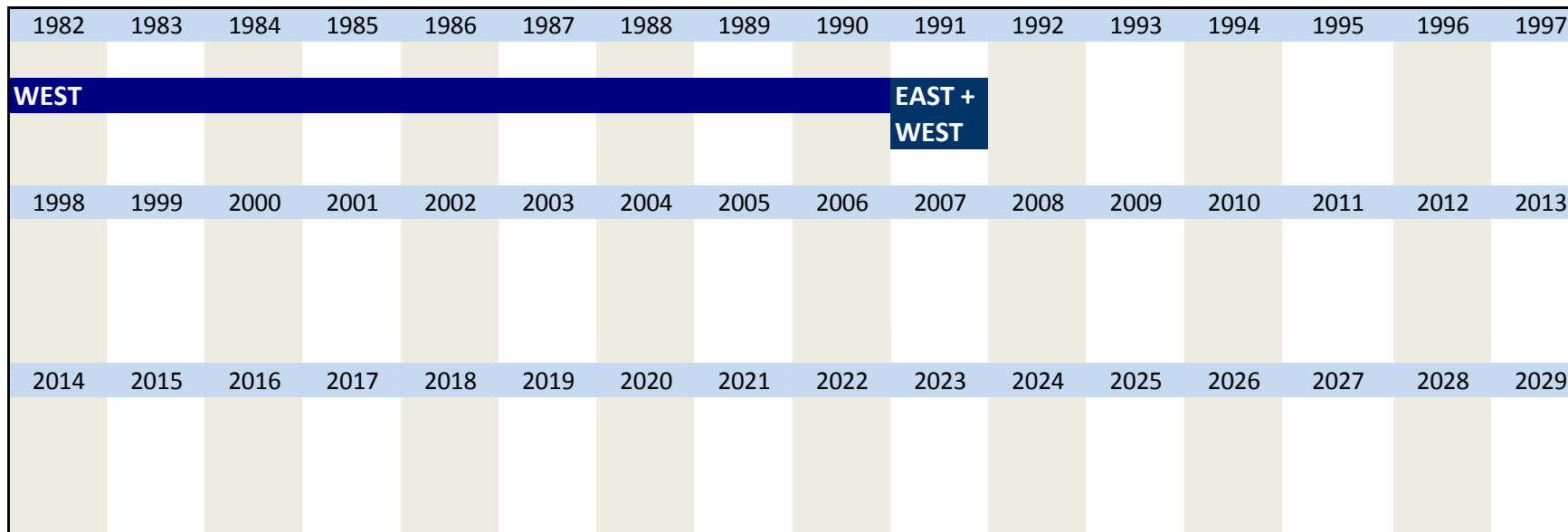
Wording of question

1982 to 1991  
**I. Innovation activities in year 19WW\***  
**Process innovations**  
In 19WW\* in production we have cancelled innovations  [1]  
while retaining the existing product portfolio

Further information

\*"19WW" denotes the year under review

Time span of variable



No.	Name	Label	Survey period	Survey frequency
-----	------	-------	---------------	------------------

3.1.3.9) pzin3b

process innovation cancelled in administration

West 1982 to 1990  
East and West 1991

annual  
once


Wording of question

1982 to 1991  
**I. Innovation activities in year 19WW\***  
**Process innovations**  
In 19WW\* in administration we have cancelled innovations  [1]

Further information

\*"19WW" denotes the year under review

Time span of variable



No.	Name	Label	Survey period	Survey frequency
-----	------	-------	---------------	------------------

3.1.3.10) pzin4e

ext. research required for process innovations

West 1982 to 1990  
East and West since 1991

annual  
annual

Wording of question

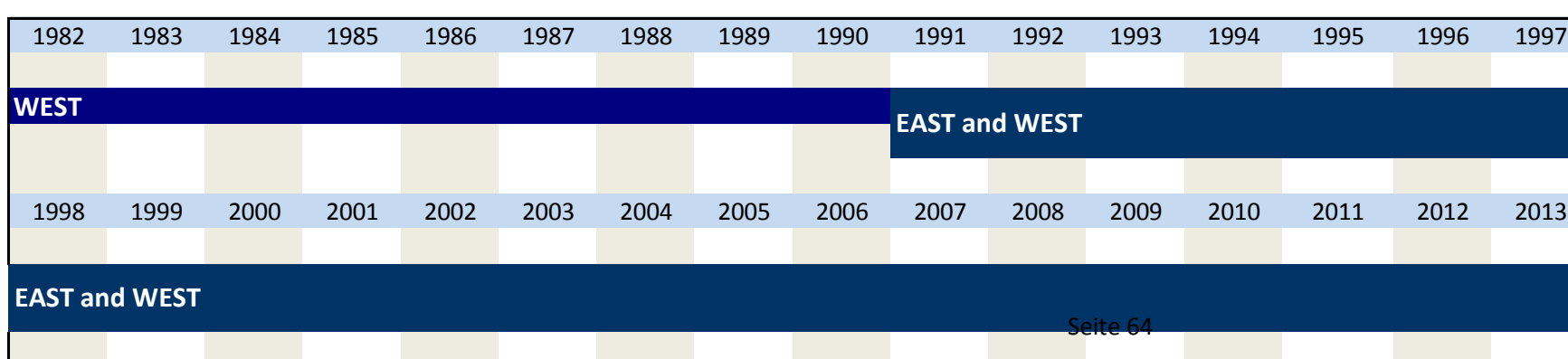
1982 to 1991  
**I. Innovation activities in year 19WW\***  
**Process innovations**  
In production the introduced innovations required while retaining the existing product portfolio research external  [1]


1992 to 2012  
**I. Innovation activities in year 19WW/20WW\***  
**Process innovations**  
The introduced innovations required research external  [1]

Further information

\*"19WW/20WW" denotes the year under review

Time span of variable





No.	Name	Label	Survey period	Survey frequency
-----	------	-------	---------------	------------------

3.1.3.11) pzin4i

int. research required for process innovations

West 1982 to 1990  
East and West since 1991

annual  
annual

Wording of question

<p>1982 to 1991</p> <p><b>I. Innovation activities in year 19WW*</b></p> <p><b>Process innovations</b></p> <p>In production the introduced innovations required while retaining the existing product portfolio</p> <p style="text-align: right;">research <input type="text" value="internal"/> [1]</p>	<p>Further information</p> <p>*"19WW/20WW" denotes the year under review</p>																																																																																																
<p>1992 to 2012</p> <p><b>I. Innovation activities in year 19WW/20WW*</b></p> <p><b>Process innovations</b></p> <p>The introduced innovations required</p> <p style="text-align: right;">research <input type="text" value="internal"/> [1]</p>																																																																																																	
<p>Time span of variable</p>																																																																																																	
<table border="1" style="width: 100%; text-align: center;"> <tr> <td>1982</td><td>1983</td><td>1984</td><td>1985</td><td>1986</td><td>1987</td><td>1988</td><td>1989</td><td>1990</td><td>1991</td><td>1992</td><td>1993</td><td>1994</td><td>1995</td><td>1996</td><td>1997</td> </tr> <tr> <td colspan="9" style="background-color: #003366; color: white;">WEST</td> <td colspan="7" style="background-color: #003366; color: white;">EAST and WEST</td> </tr> <tr> <td>1998</td><td>1999</td><td>2000</td><td>2001</td><td>2002</td><td>2003</td><td>2004</td><td>2005</td><td>2006</td><td>2007</td><td>2008</td><td>2009</td><td>2010</td><td>2011</td><td>2012</td><td>2013</td> </tr> <tr> <td colspan="16" style="background-color: #003366; color: white;">EAST and WEST</td> </tr> <tr> <td>2014</td><td>2015</td><td>2016</td><td>2017</td><td>2018</td><td>2019</td><td>2020</td><td>2021</td><td>2022</td><td>2023</td><td>2024</td><td>2025</td><td>2026</td><td>2027</td><td>2028</td><td>2029</td> </tr> <tr> <td colspan="2" style="background-color: #003366; color: white;">EAST</td> <td colspan="2" style="background-color: #003366; color: white;">WEST</td> <td colspan="12"></td> </tr> </table>		1982	1983	1984	1985	1986	1987	1988	1989	1990	1991	1992	1993	1994	1995	1996	1997	WEST									EAST and WEST							1998	1999	2000	2001	2002	2003	2004	2005	2006	2007	2008	2009	2010	2011	2012	2013	EAST and WEST																2014	2015	2016	2017	2018	2019	2020	2021	2022	2023	2024	2025	2026	2027	2028	2029	EAST		WEST													
1982	1983	1984	1985	1986	1987	1988	1989	1990	1991	1992	1993	1994	1995	1996	1997																																																																																		
WEST									EAST and WEST																																																																																								
1998	1999	2000	2001	2002	2003	2004	2005	2006	2007	2008	2009	2010	2011	2012	2013																																																																																		
EAST and WEST																																																																																																	
2014	2015	2016	2017	2018	2019	2020	2021	2022	2023	2024	2025	2026	2027	2028	2029																																																																																		
EAST		WEST																																																																																															

No.	Name	Label	Survey period	Survey frequency
-----	------	-------	---------------	------------------

3.1.3.12) pzin5e

ext. experimental dev. required for process innovations

West 1982 to 1990  
East and West since 1991

annual  
annual

Wording of question

<p>1982 to 1991</p> <p><b>I. Innovation activities in year 19WW*</b></p> <p><b>Process innovations</b></p> <p>In production the introduced innovations required while retaining the existing product portfolio</p> <p style="text-align: right;">experimental development <input type="text" value="external"/> [1]</p>	<p>Further information</p> <p>*"19WW/20WW" denotes the year under review</p>																																																																																																
<p>1992 to 2012</p> <p><b>I. Innovation activities in year 19WW/20WW*</b></p> <p><b>Process innovations</b></p> <p>The introduced innovations required</p> <p style="text-align: right;">experimental development <input type="text" value="external"/> [1]</p>																																																																																																	
<p>Time span of variable</p>																																																																																																	
<table border="1" style="width: 100%; text-align: center;"> <tr> <td>1982</td><td>1983</td><td>1984</td><td>1985</td><td>1986</td><td>1987</td><td>1988</td><td>1989</td><td>1990</td><td>1991</td><td>1992</td><td>1993</td><td>1994</td><td>1995</td><td>1996</td><td>1997</td> </tr> <tr> <td colspan="9" style="background-color: #003366; color: white;">WEST</td> <td colspan="7" style="background-color: #003366; color: white;">EAST and WEST</td> </tr> <tr> <td>1998</td><td>1999</td><td>2000</td><td>2001</td><td>2002</td><td>2003</td><td>2004</td><td>2005</td><td>2006</td><td>2007</td><td>2008</td><td>2009</td><td>2010</td><td>2011</td><td>2012</td><td>2013</td> </tr> <tr> <td colspan="16" style="background-color: #003366; color: white;">EAST and WEST</td> </tr> <tr> <td>2014</td><td>2015</td><td>2016</td><td>2017</td><td>2018</td><td>2019</td><td>2020</td><td>2021</td><td>2022</td><td>2023</td><td>2024</td><td>2025</td><td>2026</td><td>2027</td><td>2028</td><td>2029</td> </tr> <tr> <td colspan="2" style="background-color: #003366; color: white;">EAST</td> <td colspan="2" style="background-color: #003366; color: white;">WEST</td> <td colspan="12"></td> </tr> </table>		1982	1983	1984	1985	1986	1987	1988	1989	1990	1991	1992	1993	1994	1995	1996	1997	WEST									EAST and WEST							1998	1999	2000	2001	2002	2003	2004	2005	2006	2007	2008	2009	2010	2011	2012	2013	EAST and WEST																2014	2015	2016	2017	2018	2019	2020	2021	2022	2023	2024	2025	2026	2027	2028	2029	EAST		WEST													
1982	1983	1984	1985	1986	1987	1988	1989	1990	1991	1992	1993	1994	1995	1996	1997																																																																																		
WEST									EAST and WEST																																																																																								
1998	1999	2000	2001	2002	2003	2004	2005	2006	2007	2008	2009	2010	2011	2012	2013																																																																																		
EAST and WEST																																																																																																	
2014	2015	2016	2017	2018	2019	2020	2021	2022	2023	2024	2025	2026	2027	2028	2029																																																																																		
EAST		WEST																																																																																															

No.	Name	Label	Survey period	Survey frequency
-----	------	-------	---------------	------------------

3.1.3.13) pzin5i

int. experimental dev. required for process innovations

West 1982 to 1990  
East and West since 1991

annual  
annual

Wording of question

<p>1982 to 1991</p> <p><b>I. Innovation activities in year 19WW*</b></p> <p><b>Process innovations</b></p> <p>In production the introduced innovations required while retaining the existing product portfolio</p> <p style="text-align: right;">experimental development    internal <input type="text"/> [1]</p>	<p>Further information</p> <p>*"19WW/20WW" denotes the year under review</p>																																																																																																																
<p>1992 to 2012</p> <p><b>I. Innovation activities in year 19WW/20WW*</b></p> <p><b>Process innovations</b></p> <p>The introduced innovations required</p> <p style="text-align: right;">experimental development    internal <input type="text"/> [1]</p>																																																																																																																	
<p>Time span of variable</p>																																																																																																																	
<table border="1" style="width: 100%; text-align: center;"> <tr> <td>1982</td><td>1983</td><td>1984</td><td>1985</td><td>1986</td><td>1987</td><td>1988</td><td>1989</td><td>1990</td><td>1991</td><td>1992</td><td>1993</td><td>1994</td><td>1995</td><td>1996</td><td>1997</td> </tr> <tr> <td colspan="9" style="background-color: #003366; color: white;">WEST</td> <td colspan="7" style="background-color: #003366; color: white;">EAST and WEST</td> </tr> <tr> <td>1998</td><td>1999</td><td>2000</td><td>2001</td><td>2002</td><td>2003</td><td>2004</td><td>2005</td><td>2006</td><td>2007</td><td>2008</td><td>2009</td><td>2010</td><td>2011</td><td>2012</td><td>2013</td> </tr> <tr> <td colspan="16" style="background-color: #003366; color: white;">EAST and WEST</td> </tr> <tr> <td>2014</td><td>2015</td><td>2016</td><td>2017</td><td>2018</td><td>2019</td><td>2020</td><td>2021</td><td>2022</td><td>2023</td><td>2024</td><td>2025</td><td>2026</td><td>2027</td><td>2028</td><td>2029</td> </tr> <tr> <td colspan="2" style="background-color: #003366; color: white;">EAST</td> <td colspan="14"></td> </tr> <tr> <td colspan="2" style="background-color: #003366; color: white;">WEST</td> <td colspan="14"></td> </tr> </table>		1982	1983	1984	1985	1986	1987	1988	1989	1990	1991	1992	1993	1994	1995	1996	1997	WEST									EAST and WEST							1998	1999	2000	2001	2002	2003	2004	2005	2006	2007	2008	2009	2010	2011	2012	2013	EAST and WEST																2014	2015	2016	2017	2018	2019	2020	2021	2022	2023	2024	2025	2026	2027	2028	2029	EAST																WEST															
1982	1983	1984	1985	1986	1987	1988	1989	1990	1991	1992	1993	1994	1995	1996	1997																																																																																																		
WEST									EAST and WEST																																																																																																								
1998	1999	2000	2001	2002	2003	2004	2005	2006	2007	2008	2009	2010	2011	2012	2013																																																																																																		
EAST and WEST																																																																																																																	
2014	2015	2016	2017	2018	2019	2020	2021	2022	2023	2024	2025	2026	2027	2028	2029																																																																																																		
EAST																																																																																																																	
WEST																																																																																																																	

No.	Name	Label	Survey period	Survey frequency
-----	------	-------	---------------	------------------

3.1.3.14) pzin6e

ext. construction required for process innovations

West 1982 to 1990  
East and West since 1991

annual  
annual

Wording of question

<p>1982 to 1991</p> <p><b>I. Innovation activities in year 19WW*</b></p> <p><b>Process innovations</b></p> <p>In production the introduced innovations required while retaining the existing product portfolio</p> <p style="text-align: right;">construction    external <input type="text"/> [1]</p>	<p>Further information</p> <p>*"19WW/20WW" denotes the year under review</p>																																																																																																																
<p>1992 to 2012</p> <p><b>I. Innovation activities in year 19WW/20WW*</b></p> <p><b>Process innovations</b></p> <p>The introduced innovations required</p> <p style="text-align: right;">construction    external <input type="text"/> [1]</p>																																																																																																																	
<p>Time span of variable</p>																																																																																																																	
<table border="1" style="width: 100%; text-align: center;"> <tr> <td>1982</td><td>1983</td><td>1984</td><td>1985</td><td>1986</td><td>1987</td><td>1988</td><td>1989</td><td>1990</td><td>1991</td><td>1992</td><td>1993</td><td>1994</td><td>1995</td><td>1996</td><td>1997</td> </tr> <tr> <td colspan="9" style="background-color: #003366; color: white;">WEST</td> <td colspan="7" style="background-color: #003366; color: white;">EAST and WEST</td> </tr> <tr> <td>1998</td><td>1999</td><td>2000</td><td>2001</td><td>2002</td><td>2003</td><td>2004</td><td>2005</td><td>2006</td><td>2007</td><td>2008</td><td>2009</td><td>2010</td><td>2011</td><td>2012</td><td>2013</td> </tr> <tr> <td colspan="16" style="background-color: #003366; color: white;">EAST and WEST</td> </tr> <tr> <td>2014</td><td>2015</td><td>2016</td><td>2017</td><td>2018</td><td>2019</td><td>2020</td><td>2021</td><td>2022</td><td>2023</td><td>2024</td><td>2025</td><td>2026</td><td>2027</td><td>2028</td><td>2029</td> </tr> <tr> <td colspan="2" style="background-color: #003366; color: white;">EAST</td> <td colspan="14"></td> </tr> <tr> <td colspan="2" style="background-color: #003366; color: white;">WEST</td> <td colspan="14"></td> </tr> </table>		1982	1983	1984	1985	1986	1987	1988	1989	1990	1991	1992	1993	1994	1995	1996	1997	WEST									EAST and WEST							1998	1999	2000	2001	2002	2003	2004	2005	2006	2007	2008	2009	2010	2011	2012	2013	EAST and WEST																2014	2015	2016	2017	2018	2019	2020	2021	2022	2023	2024	2025	2026	2027	2028	2029	EAST																WEST															
1982	1983	1984	1985	1986	1987	1988	1989	1990	1991	1992	1993	1994	1995	1996	1997																																																																																																		
WEST									EAST and WEST																																																																																																								
1998	1999	2000	2001	2002	2003	2004	2005	2006	2007	2008	2009	2010	2011	2012	2013																																																																																																		
EAST and WEST																																																																																																																	
2014	2015	2016	2017	2018	2019	2020	2021	2022	2023	2024	2025	2026	2027	2028	2029																																																																																																		
EAST																																																																																																																	
WEST																																																																																																																	

No.	Name	Label	Survey period	Survey frequency
-----	------	-------	---------------	------------------

3.1.3.15) pzin6i

int. construction required for process innovations

West 1982 to 1990  
East and West since 1991

annual  
annual

Wording of question

<p>1982 to 1991 <b>I. Innovation activities in year 19WW*</b> <b>Process innovations</b> In production the introduced innovations required while retaining the existing product portfolio</p>	<p>construction <input type="text"/> [1]</p>	<p>internal <input type="text"/> [1]</p>	<p>Further information *"19WW/20WW" denotes the year under review</p>																																																																																																
<p>1992 to 2012 <b>I. Innovation activities in year 19WW/20WW*</b> <b>Process innovations</b> The introduced innovations required</p>	<p>construction <input type="text"/> [1]</p>	<p>internal <input type="text"/> [1]</p>																																																																																																	
<p>Time span of variable</p>																																																																																																			
<table border="1" style="width: 100%; text-align: center;"> <tr> <td>1982</td><td>1983</td><td>1984</td><td>1985</td><td>1986</td><td>1987</td><td>1988</td><td>1989</td><td>1990</td><td>1991</td><td>1992</td><td>1993</td><td>1994</td><td>1995</td><td>1996</td><td>1997</td> </tr> <tr> <td colspan="9" style="background-color: #003366; color: white;">WEST</td> <td colspan="7" style="background-color: #003366; color: white;">EAST and WEST</td> </tr> <tr> <td>1998</td><td>1999</td><td>2000</td><td>2001</td><td>2002</td><td>2003</td><td>2004</td><td>2005</td><td>2006</td><td>2007</td><td>2008</td><td>2009</td><td>2010</td><td>2011</td><td>2012</td><td>2013</td> </tr> <tr> <td colspan="16" style="background-color: #003366; color: white;">EAST and WEST</td> </tr> <tr> <td>2014</td><td>2015</td><td>2016</td><td>2017</td><td>2018</td><td>2019</td><td>2020</td><td>2021</td><td>2022</td><td>2023</td><td>2024</td><td>2025</td><td>2026</td><td>2027</td><td>2028</td><td>2029</td> </tr> <tr> <td colspan="2" style="background-color: #003366; color: white;">EAST</td> <td colspan="2" style="background-color: #003366; color: white;">WEST</td> <td colspan="12"></td> </tr> </table>				1982	1983	1984	1985	1986	1987	1988	1989	1990	1991	1992	1993	1994	1995	1996	1997	WEST									EAST and WEST							1998	1999	2000	2001	2002	2003	2004	2005	2006	2007	2008	2009	2010	2011	2012	2013	EAST and WEST																2014	2015	2016	2017	2018	2019	2020	2021	2022	2023	2024	2025	2026	2027	2028	2029	EAST		WEST													
1982	1983	1984	1985	1986	1987	1988	1989	1990	1991	1992	1993	1994	1995	1996	1997																																																																																				
WEST									EAST and WEST																																																																																										
1998	1999	2000	2001	2002	2003	2004	2005	2006	2007	2008	2009	2010	2011	2012	2013																																																																																				
EAST and WEST																																																																																																			
2014	2015	2016	2017	2018	2019	2020	2021	2022	2023	2024	2025	2026	2027	2028	2029																																																																																				
EAST		WEST																																																																																																	

No.	Name	Label	Survey period	Survey frequency
-----	------	-------	---------------	------------------

3.1.3.16) pzin8

licence obtained for process innovations

West 1982 to 1990  
East and West since 1991

annual  
annual

Wording of question

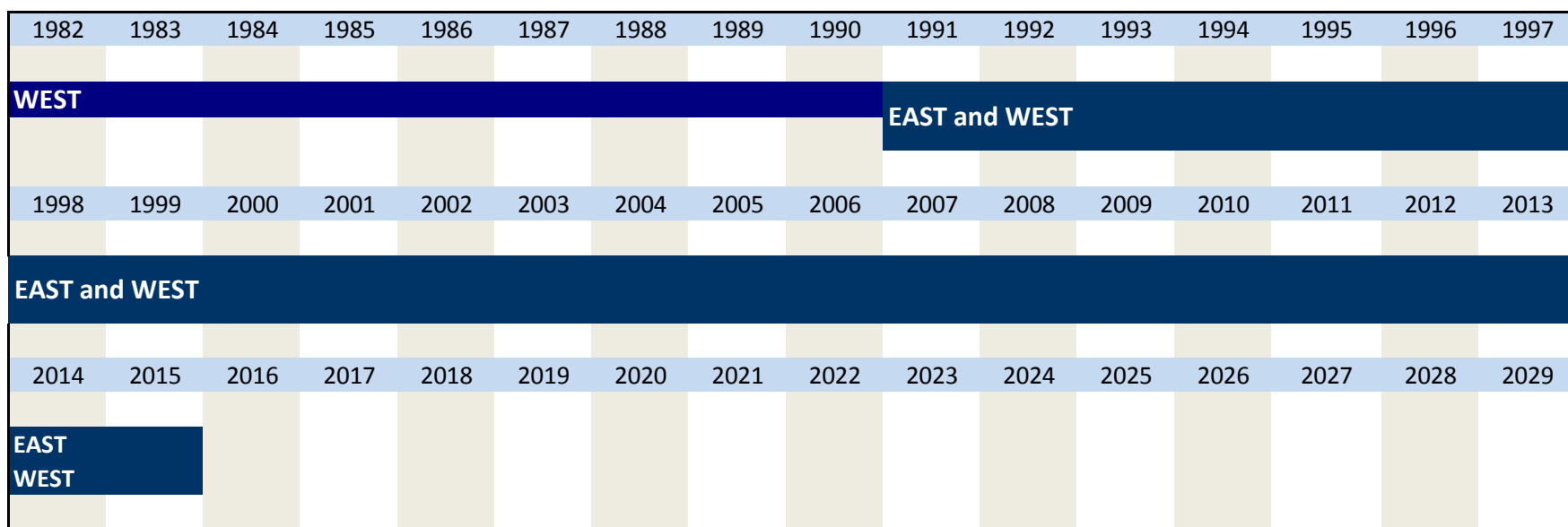
<p>1982 to 1991 <b>I. Innovation activities in year 19WW*</b> <b>Process innovations</b> Within the scope of these innovation projects in production occurred while retaining the existing product portfolio</p>	<p>obtainment of licence <input type="text"/> [1]</p>	<p><input type="text"/> [1]</p>	<p>Further information *"19WW/20WW" denotes the year under review</p>																																																																																																
<p>1992 to 2012 <b>I. Innovation activities in year 19WW/20WW*</b> <b>Process innovations</b> Within the scope of these innovation projects occurred</p>	<p>obtainment of licence <input type="text"/> [1]</p>	<p><input type="text"/> [1]</p>																																																																																																	
<p>Time span of variable</p>																																																																																																			
<table border="1" style="width: 100%; text-align: center;"> <tr> <td>1982</td><td>1983</td><td>1984</td><td>1985</td><td>1986</td><td>1987</td><td>1988</td><td>1989</td><td>1990</td><td>1991</td><td>1992</td><td>1993</td><td>1994</td><td>1995</td><td>1996</td><td>1997</td> </tr> <tr> <td colspan="9" style="background-color: #003366; color: white;">WEST</td> <td colspan="7" style="background-color: #003366; color: white;">EAST and WEST</td> </tr> <tr> <td>1998</td><td>1999</td><td>2000</td><td>2001</td><td>2002</td><td>2003</td><td>2004</td><td>2005</td><td>2006</td><td>2007</td><td>2008</td><td>2009</td><td>2010</td><td>2011</td><td>2012</td><td>2013</td> </tr> <tr> <td colspan="16" style="background-color: #003366; color: white;">EAST and WEST</td> </tr> <tr> <td>2014</td><td>2015</td><td>2016</td><td>2017</td><td>2018</td><td>2019</td><td>2020</td><td>2021</td><td>2022</td><td>2023</td><td>2024</td><td>2025</td><td>2026</td><td>2027</td><td>2028</td><td>2029</td> </tr> <tr> <td colspan="2" style="background-color: #003366; color: white;">EAST</td> <td colspan="2" style="background-color: #003366; color: white;">WEST</td> <td colspan="12"></td> </tr> </table>				1982	1983	1984	1985	1986	1987	1988	1989	1990	1991	1992	1993	1994	1995	1996	1997	WEST									EAST and WEST							1998	1999	2000	2001	2002	2003	2004	2005	2006	2007	2008	2009	2010	2011	2012	2013	EAST and WEST																2014	2015	2016	2017	2018	2019	2020	2021	2022	2023	2024	2025	2026	2027	2028	2029	EAST		WEST													
1982	1983	1984	1985	1986	1987	1988	1989	1990	1991	1992	1993	1994	1995	1996	1997																																																																																				
WEST									EAST and WEST																																																																																										
1998	1999	2000	2001	2002	2003	2004	2005	2006	2007	2008	2009	2010	2011	2012	2013																																																																																				
EAST and WEST																																																																																																			
2014	2015	2016	2017	2018	2019	2020	2021	2022	2023	2024	2025	2026	2027	2028	2029																																																																																				
EAST		WEST																																																																																																	

No.	Name	Label	Survey period	Survey frequency
-----	------	-------	---------------	------------------

Wording of question

1982 to 1991 <b>I. Innovation activities in year 19WW*</b> <b>Process innovations</b> Within the scope of these innovation projects in production occurred while retaining the existing product portfolio	applications of own patents <input type="text"/> [1]	Further information *"19WW/20WW" denotes the year under review
1992 to 2012 <b>I. Innovation activities in year 19WW/20WW*</b> <b>Process innovations</b> Within the scope of these innovation projects occurred	applications of own patents <input type="text"/> [1]	

Time span of variable

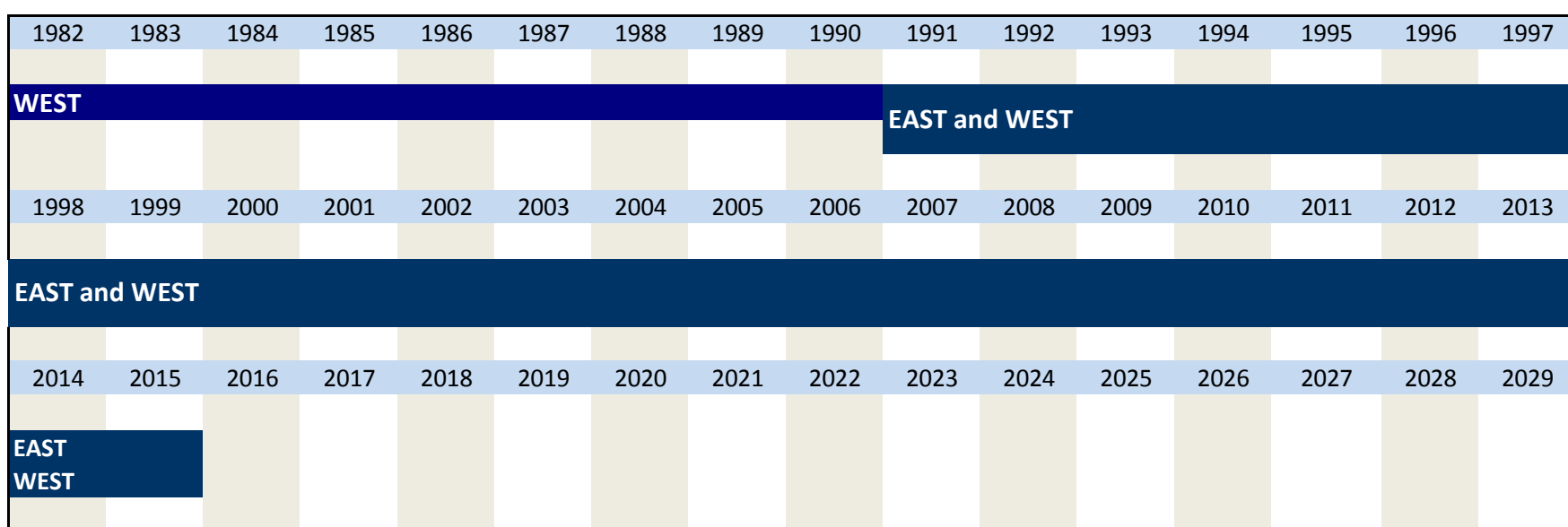


No.	Name	Label	Survey period	Survey frequency
-----	------	-------	---------------	------------------

Wording of question

1982 to 1991 <b>I. Innovation activities in year 19WW*</b> <b>Process innovations</b> Within the scope of these innovation projects in production occurred while retaining the existing product portfolio	registering of designs <input type="text"/> [1]	Further information *"19WW/20WW" denotes the year under review
1992 to 2012 <b>I. Innovation activities in year 19WW/20WW*</b> <b>Process innovations</b> Within the scope of these innovation projects occurred	registering of designs <input type="text"/> [1]	

Time span of variable



3.2 Goals of innovations

**3.2.1 Product innovations**

No.	Name	Label	Survey period	Survey frequency
3.2.1.1)	ziel1	dev. of successive products for discontinued ones	West 1982 to 1990 East and West since 1991	annual irregular

**Wording of question**

Year	Label	Classification	Further information
1982 to 1990	II. Goals of innovations product innovations With the innovation activities implemented in 19WW* we primarily aspire:	development of successive products for discontinued ones [2]***	<b>Further information</b> **"19WW/20WW" denotes the year under review **[4] 1995 - 2008 We get this characteristic in case the participating company ticked off a goal of innovation, but did not classify the importance for the company (e.g. important) ***[2] 1982-1990 "important" means primarily aspired
1991	II. Goals of innovations product innovations With the innovation activities implemented in 1991 we aspire: Please use the following classification:	development of successive products for discontinued ones little important [1] important [2] very important [3]	
1995 - 2012	II. Goals of innovations product innovations With the innovation activities implemented in 19WW/20WW* we (primarily) aspire: Please use the following classification**:	development of successive products for discontinued ones no importance [0] little important [1] important [2] very important [3]	

**Time span of variable**

1982	1983	1984	1985	1986	1987	1988	1989	1990	1991	1992	1993	1994	1995	1996	1997
WEST									EAST + WEST		EAST and WEST				
1998	1999	2000	2001	2002	2003	2004	2005	2006	2007	2008	2009	2010	2011	2012	2013
EAST and WEST															
2014	2015	2016	2017	2018	2019	2020	2021	2022	2023	2024	2025	2026	2027	2028	2029
EAST		WEST													

No.	Name	Label	Survey period	Survey frequency
3.2.1.2)	ziel2	expansion of the product range within the main product line	West 1982 to 1990 East and West since 1991	annual irregular

**Wording of question**

Year	Label	Classification	Further information
1982 to 1990	II. Goals of innovations product innovations With the innovation activities implemented in 19WW* we primarily aspire:	expansion of the product range within the main product line [2]***	<b>Further information</b> **"19WW/20WW" denotes the year under review **[4] 1995 - 2008 We get this characteristic in case the participating company ticked off a goal of innovation, but did not classify the importance for the company (e.g. important) ***[2] 1982-1990 "important" means primarily aspired
1991	II. Goals of innovations product innovations With the innovation activities implemented in 1991 we aspire: Please use the following classification:	expansion of the product range within the main product line little important [1] important [2] very important [3]	
1995 - 2012	II. Goals of innovations product innovations With the innovation activities implemented in 19WW/20WW* we (primarily) aspire: Please use the following classification**:	expansion of the product range within the main product line no importance [0] little important [1] important [2] very important [3]	

**Time span of variable**

1982	1983	1984	1985	1986	1987	1988	1989	1990	1991	1992	1993	1994	1995	1996	1997
WEST									EAST + WEST		EAST and WEST				
1998	1999	2000	2001	2002	2003	2004	2005	2006	2007	2008	2009	2010	2011	2012	2013
EAST and WEST															

2014	2015	2016	2017	2018	2019	2020	2021	2022	2023	2024	2025	2026	2027	2028	2029
EAST	WEST														

No.	Name	Label	Survey period	Survey frequency
-----	------	-------	---------------	------------------

3.2.1.3) **ziel3** expansion of the product range beyond the main product line West 1982 to 1990 annual  
East and West since 1991 irregular

**Wording of question**

1982 to 1990			Further information
<b>II. Goals of innovations</b> <b>product innovations</b> With the innovation activities implemented in 19WW* we primarily aspire:	expansion of the product range beyond the main product line	<input type="checkbox"/> [2]***	<b>**[4] 1995 - 2008</b> We get this characteristic in case the participating company ticked off a goal of innovation, but did not classify the importance for the company (e.g. important)  <b>***[2] 1982-1990 "important" means primarily aspired</b>
<b>1991</b> <b>II. Goals of innovations</b> <b>product innovations</b> With the innovation activities implemented in 1991 we aspire: Please use the following classification:	expansion of the product range beyond the main product line	little important <input type="checkbox"/> [1] important <input type="checkbox"/> [2] very important <input type="checkbox"/> [3]	
<b>1995 - 2012</b> <b>II. Goals of innovations</b> <b>product innovations</b> With the innovation activities implemented in 19WW/20WW* we ( <b>primarily</b> ) aspire: Please use the following classification**:	expansion of the product range beyond the main product line	no importance <input type="checkbox"/> [0] little important <input type="checkbox"/> [1] important <input type="checkbox"/> [2] very important <input type="checkbox"/> [3]	

**Time span of variable**

1982	1983	1984	1985	1986	1987	1988	1989	1990	1991	1992	1993	1994	1995	1996	1997
WEST									EAST + WEST		EAST and WEST				
1998	1999	2000	2001	2002	2003	2004	2005	2006	2007	2008	2009	2010	2011	2012	2013
EAST and WEST															
2014	2015	2016	2017	2018	2019	2020	2021	2022	2023	2024	2025	2026	2027	2028	2029
EAST	WEST														

No.	Name	Label	Survey period	Survey frequency
-----	------	-------	---------------	------------------

3.2.1.4) **ziel4** maintenance of the market share West 1982 to 1990 annual  
East and West since 1991 irregular

**Wording of question**

1982 to 1990			Further information
<b>II. Goals of innovations</b> <b>product innovations</b> With the innovation activities implemented in 19WW* we primarily aspire:	maintenance of the market share	<input type="checkbox"/> [2]***	<b>**[4] 1995 - 2008</b> We get this characteristic in case the participating company ticked off a goal of innovation, but did not classify the importance for the company (e.g. important)  <b>***[2] 1982-1990 "important" means primarily aspired</b>
<b>1991</b> <b>II. Goals of innovations</b> <b>product innovations</b> With the innovation activities implemented in 1991 we aspire: Please use the following classification:	maintenance of the market share	little important <input type="checkbox"/> [1] important <input type="checkbox"/> [2] very important <input type="checkbox"/> [3]	
<b>1995 - 2012</b> <b>II. Goals of innovations</b> <b>product innovations</b> With the innovation activities implemented in 19WW/20WW* we ( <b>primarily</b> ) aspire: Please use the following classification**:	maintenance of the market share	no importance <input type="checkbox"/> [0] little important <input type="checkbox"/> [1] important <input type="checkbox"/> [2] very important <input type="checkbox"/> [3]	

**Time span of variable**

1982	1983	1984	1985	1986	1987	1988	1989	1990	1991	1992	1993	1994	1995	1996	1997
WEST									EAST + WEST		EAST and WEST				
1998	1999	2000	2001	2002	2003	2004	2005	2006	2007	2008	2009	2010	2011	2012	2013



EAST and WEST															
2014	2015	2016	2017	2018	2019	2020	2021	2022	2023	2024	2025	2026	2027	2028	2029
EAST		WEST													

No.	Name	Label	Survey period	Survey frequency
3.2.1.5)	ziel14	increasing the market share	East and West 1991	once

Wording of question

1991	Further information
<p><b>II. Goals of innovations</b>  <b>product innovations</b>            increasing the market share</p> <p>With the innovation activities implemented in 1991 we aspire:</p> <p>Please use the following classification:</p> <p>little important <input type="checkbox"/> [1]            important <input type="checkbox"/> [2]            very important <input type="checkbox"/> [3]</p>	

Time span of variable

1982	1983	1984	1985	1986	1987	1988	1989	1990	1991	1992	1993	1994	1995	1996	1997
									EAST + WEST						
1998	1999	2000	2001	2002	2003	2004	2005	2006	2007	2008	2009	2010	2011	2012	2013
2014	2015	2016	2017	2018	2019	2020	2021	2022	2023	2024	2025	2026	2027	2028	2029

No.	Name	Label	Survey period	Survey frequency
3.2.1.6)	ziel5	entering new international markets	West 1982 to 1990 East and West since 1995	annual annual

Wording of question

1982 to 1990	Further information
<p><b>II. Goals of innovations</b>  <b>product innovations</b>            entering new international markets</p> <p>With the innovation activities implemented in 19WW* we primarily aspire:</p> <p><input type="checkbox"/> [2]***</p>	<p>**"19WW/20WW" denotes the year under review</p> <p>**[4] 1995 - 2008            We get this characteristic in case the participating company ticked off a goal of innovation, but did not classify the importance for the company (e.g. important)</p> <p>***[2] 1982-1990 "important" means primarily aspired</p>
<p>1995 - 2012</p> <p><b>II. Goals of innovations</b>  <b>product innovations</b>            entering new international markets</p> <p>With the innovation activities implemented in 19WW/20WW* we (primarily) aspire:</p> <p>Please use the following classification**:</p> <p>no importance <input type="checkbox"/> [0]            little important <input type="checkbox"/> [1]            important <input type="checkbox"/> [2]            very important <input type="checkbox"/> [3]</p>	

Time span of variable

1982	1983	1984	1985	1986	1987	1988	1989	1990	1991	1992	1993	1994	1995	1996	1997
WEST									EAST and WEST						
1998	1999	2000	2001	2002	2003	2004	2005	2006	2007	2008	2009	2010	2011	2012	2013
EAST and WEST															
2014	2015	2016	2017	2018	2019	2020	2021	2022	2023	2024	2025	2026	2027	2028	2029
EAST		WEST													

No.	Name	Label	Survey period	Survey frequency
-----	------	-------	---------------	------------------

3.2.1.7) **ziel5\_1**

entering new national markets

East and West 1991

once

Wording of question

<p>1991</p> <p><b>II. Goals of innovations</b></p> <p><b>product innovations</b></p> <p>With the innovation activities implemented in 1991 we aspire:</p> <p>Please use the following classification:</p>	<p>entering new national markets</p> <p>little important <input type="checkbox"/> [1]</p> <p>important <input type="checkbox"/> [2]</p> <p>very important <input type="checkbox"/> [3]</p>	<p>Further information</p>																																																
<p>Time span of variable</p>																																																		
<table border="1"> <tr> <td>1982</td><td>1983</td><td>1984</td><td>1985</td><td>1986</td><td>1987</td><td>1988</td><td>1989</td><td>1990</td><td>1991</td><td>1992</td><td>1993</td><td>1994</td><td>1995</td><td>1996</td><td>1997</td> </tr> <tr> <td></td><td></td><td></td><td></td><td></td><td></td><td></td><td></td><td></td><td style="background-color: #003366; color: white; text-align: center;">EAST + WEST</td><td></td><td></td><td></td><td></td><td></td><td></td> </tr> <tr> <td>1998</td><td>1999</td><td>2000</td><td>2001</td><td>2002</td><td>2003</td><td>2004</td><td>2005</td><td>2006</td><td>2007</td><td>2008</td><td>2009</td><td>2010</td><td>2011</td><td>2012</td><td>2013</td> </tr> </table>		1982	1983	1984	1985	1986	1987	1988	1989	1990	1991	1992	1993	1994	1995	1996	1997										EAST + WEST							1998	1999	2000	2001	2002	2003	2004	2005	2006	2007	2008	2009	2010	2011	2012	2013	
1982	1983	1984	1985	1986	1987	1988	1989	1990	1991	1992	1993	1994	1995	1996	1997																																			
									EAST + WEST																																									
1998	1999	2000	2001	2002	2003	2004	2005	2006	2007	2008	2009	2010	2011	2012	2013																																			

No.	Name	Label	Survey period	Survey frequency
-----	------	-------	---------------	------------------

3.2.1.8) **ziel5\_2**

entering new markets within the EC

East and West 1991

once

Wording of question

<p>1991</p> <p><b>II. Goals of innovations</b></p> <p><b>product innovations</b></p> <p>With the innovation activities implemented in 1991 we aspire:</p> <p>Please use the following classification:</p>	<p>entering new markets within the EC</p> <p>little important <input type="checkbox"/> [1]</p> <p>important <input type="checkbox"/> [2]</p> <p>very important <input type="checkbox"/> [3]</p>	<p>Further information</p>																																																
<p>Time span of variable</p>																																																		
<table border="1"> <tr> <td>1982</td><td>1983</td><td>1984</td><td>1985</td><td>1986</td><td>1987</td><td>1988</td><td>1989</td><td>1990</td><td>1991</td><td>1992</td><td>1993</td><td>1994</td><td>1995</td><td>1996</td><td>1997</td> </tr> <tr> <td></td><td></td><td></td><td></td><td></td><td></td><td></td><td></td><td></td><td style="background-color: #003366; color: white; text-align: center;">EAST + WEST</td><td></td><td></td><td></td><td></td><td></td><td></td> </tr> <tr> <td>1998</td><td>1999</td><td>2000</td><td>2001</td><td>2002</td><td>2003</td><td>2004</td><td>2005</td><td>2006</td><td>2007</td><td>2008</td><td>2009</td><td>2010</td><td>2011</td><td>2012</td><td>2013</td> </tr> </table>		1982	1983	1984	1985	1986	1987	1988	1989	1990	1991	1992	1993	1994	1995	1996	1997										EAST + WEST							1998	1999	2000	2001	2002	2003	2004	2005	2006	2007	2008	2009	2010	2011	2012	2013	
1982	1983	1984	1985	1986	1987	1988	1989	1990	1991	1992	1993	1994	1995	1996	1997																																			
									EAST + WEST																																									
1998	1999	2000	2001	2002	2003	2004	2005	2006	2007	2008	2009	2010	2011	2012	2013																																			

No.	Name	Label	Survey period	Survey frequency
-----	------	-------	---------------	------------------

3.2.1.9) **ziel5\_3**

entering new markets in North America

East and West 1991

once

Wording of question

<p>1991</p> <p><b>II. Goals of innovations</b></p> <p><b>product innovations</b></p> <p>With the innovation activities implemented in 1991 we aspire:</p> <p>Please use the following classification:</p>	<p>entering new markets in North America</p> <p>little important <input type="checkbox"/> [1]</p> <p>important <input type="checkbox"/> [2]</p> <p>very important <input type="checkbox"/> [3]</p>	<p>Further information</p>																																																
<p>Time span of variable</p>																																																		
<table border="1"> <tr> <td>1982</td><td>1983</td><td>1984</td><td>1985</td><td>1986</td><td>1987</td><td>1988</td><td>1989</td><td>1990</td><td>1991</td><td>1992</td><td>1993</td><td>1994</td><td>1995</td><td>1996</td><td>1997</td> </tr> <tr> <td></td><td></td><td></td><td></td><td></td><td></td><td></td><td></td><td></td><td style="background-color: #003366; color: white; text-align: center;">EAST + WEST</td><td></td><td></td><td></td><td></td><td></td><td></td> </tr> <tr> <td>1998</td><td>1999</td><td>2000</td><td>2001</td><td>2002</td><td>2003</td><td>2004</td><td>2005</td><td>2006</td><td>2007</td><td>2008</td><td>2009</td><td>2010</td><td>2011</td><td>2012</td><td>2013</td> </tr> </table>		1982	1983	1984	1985	1986	1987	1988	1989	1990	1991	1992	1993	1994	1995	1996	1997										EAST + WEST							1998	1999	2000	2001	2002	2003	2004	2005	2006	2007	2008	2009	2010	2011	2012	2013	
1982	1983	1984	1985	1986	1987	1988	1989	1990	1991	1992	1993	1994	1995	1996	1997																																			
									EAST + WEST																																									
1998	1999	2000	2001	2002	2003	2004	2005	2006	2007	2008	2009	2010	2011	2012	2013																																			

No.	Name	Label	Survey period	Survey frequency
-----	------	-------	---------------	------------------

3.2.1.10) **ziel5\_4**

entering new markets in Japan

East and West 1991

once

**Wording of question**

<p>1991  <b>II. Goals of innovations</b>  <b>product innovations</b>                  With the innovation activities implemented in 1991 we aspire:                  Please use the following classification:</p> <p style="text-align: right;">                     little important <input type="checkbox"/> [1]                      important <input type="checkbox"/> [2]                      very important <input type="checkbox"/> [3]                 </p>	<p>Further information</p>																																																																
<p><b>Time span of variable</b></p> <table border="1" style="width: 100%; text-align: center;"> <tr> <td>1982</td><td>1983</td><td>1984</td><td>1985</td><td>1986</td><td>1987</td><td>1988</td><td>1989</td><td>1990</td><td>1991</td><td>1992</td><td>1993</td><td>1994</td><td>1995</td><td>1996</td><td>1997</td> </tr> <tr> <td style="background-color: #e0e0e0;"></td><td style="background-color: #e0e0e0;"></td><td style="background-color: #e0e0e0;"></td><td style="background-color: #e0e0e0;"></td><td style="background-color: #e0e0e0;"></td><td style="background-color: #e0e0e0;"></td><td style="background-color: #e0e0e0;"></td><td style="background-color: #e0e0e0;"></td><td style="background-color: #e0e0e0;"></td><td style="background-color: #e0e0e0;"><b>EAST + WEST</b></td><td style="background-color: #e0e0e0;"></td><td style="background-color: #e0e0e0;"></td><td style="background-color: #e0e0e0;"></td><td style="background-color: #e0e0e0;"></td><td style="background-color: #e0e0e0;"></td><td style="background-color: #e0e0e0;"></td> </tr> <tr> <td>1998</td><td>1999</td><td>2000</td><td>2001</td><td>2002</td><td>2003</td><td>2004</td><td>2005</td><td>2006</td><td>2007</td><td>2008</td><td>2009</td><td>2010</td><td>2011</td><td>2012</td><td>2013</td> </tr> <tr> <td style="background-color: #e0e0e0;"></td><td style="background-color: #e0e0e0;"></td><td style="background-color: #e0e0e0;"></td><td style="background-color: #e0e0e0;"></td><td style="background-color: #e0e0e0;"></td><td style="background-color: #e0e0e0;"></td><td style="background-color: #e0e0e0;"></td><td style="background-color: #e0e0e0;"></td><td style="background-color: #e0e0e0;"></td><td style="background-color: #e0e0e0;"></td><td style="background-color: #e0e0e0;"></td><td style="background-color: #e0e0e0;"></td><td style="background-color: #e0e0e0;"></td><td style="background-color: #e0e0e0;"></td><td style="background-color: #e0e0e0;"></td><td style="background-color: #e0e0e0;"></td> </tr> </table>		1982	1983	1984	1985	1986	1987	1988	1989	1990	1991	1992	1993	1994	1995	1996	1997										<b>EAST + WEST</b>							1998	1999	2000	2001	2002	2003	2004	2005	2006	2007	2008	2009	2010	2011	2012	2013																
1982	1983	1984	1985	1986	1987	1988	1989	1990	1991	1992	1993	1994	1995	1996	1997																																																		
									<b>EAST + WEST</b>																																																								
1998	1999	2000	2001	2002	2003	2004	2005	2006	2007	2008	2009	2010	2011	2012	2013																																																		

No.	Name	Label	Survey period	Survey frequency
-----	------	-------	---------------	------------------

3.2.1.11) **ziel5\_5**

entering new markets in other countries

East and West 1991

once

**Wording of question**

<p>1991  <b>II. Goals of innovations</b>  <b>product innovations</b>                  With the innovation activities implemented in 1991 we aspire:                  Please use the following classification:</p> <p style="text-align: right;">                     little important <input type="checkbox"/> [1]                      important <input type="checkbox"/> [2]                      very important <input type="checkbox"/> [3]                 </p>	<p>Further information</p>																																																																
<p><b>Time span of variable</b></p> <table border="1" style="width: 100%; text-align: center;"> <tr> <td>1982</td><td>1983</td><td>1984</td><td>1985</td><td>1986</td><td>1987</td><td>1988</td><td>1989</td><td>1990</td><td>1991</td><td>1992</td><td>1993</td><td>1994</td><td>1995</td><td>1996</td><td>1997</td> </tr> <tr> <td style="background-color: #e0e0e0;"></td><td style="background-color: #e0e0e0;"></td><td style="background-color: #e0e0e0;"></td><td style="background-color: #e0e0e0;"></td><td style="background-color: #e0e0e0;"></td><td style="background-color: #e0e0e0;"></td><td style="background-color: #e0e0e0;"></td><td style="background-color: #e0e0e0;"></td><td style="background-color: #e0e0e0;"></td><td style="background-color: #e0e0e0;"><b>EAST + WEST</b></td><td style="background-color: #e0e0e0;"></td><td style="background-color: #e0e0e0;"></td><td style="background-color: #e0e0e0;"></td><td style="background-color: #e0e0e0;"></td><td style="background-color: #e0e0e0;"></td><td style="background-color: #e0e0e0;"></td> </tr> <tr> <td>1998</td><td>1999</td><td>2000</td><td>2001</td><td>2002</td><td>2003</td><td>2004</td><td>2005</td><td>2006</td><td>2007</td><td>2008</td><td>2009</td><td>2010</td><td>2011</td><td>2012</td><td>2013</td> </tr> <tr> <td style="background-color: #e0e0e0;"></td><td style="background-color: #e0e0e0;"></td><td style="background-color: #e0e0e0;"></td><td style="background-color: #e0e0e0;"></td><td style="background-color: #e0e0e0;"></td><td style="background-color: #e0e0e0;"></td><td style="background-color: #e0e0e0;"></td><td style="background-color: #e0e0e0;"></td><td style="background-color: #e0e0e0;"></td><td style="background-color: #e0e0e0;"></td><td style="background-color: #e0e0e0;"></td><td style="background-color: #e0e0e0;"></td><td style="background-color: #e0e0e0;"></td><td style="background-color: #e0e0e0;"></td><td style="background-color: #e0e0e0;"></td><td style="background-color: #e0e0e0;"></td> </tr> </table>		1982	1983	1984	1985	1986	1987	1988	1989	1990	1991	1992	1993	1994	1995	1996	1997										<b>EAST + WEST</b>							1998	1999	2000	2001	2002	2003	2004	2005	2006	2007	2008	2009	2010	2011	2012	2013																
1982	1983	1984	1985	1986	1987	1988	1989	1990	1991	1992	1993	1994	1995	1996	1997																																																		
									<b>EAST + WEST</b>																																																								
1998	1999	2000	2001	2002	2003	2004	2005	2006	2007	2008	2009	2010	2011	2012	2013																																																		

No.	Name	Label	Survey period	Survey frequency
-----	------	-------	---------------	------------------

3.2.1.12) **ziel6**

entering new markets with respect to new target groups

West 1982 to 1990

annual

East and West since 1991

irregular

**Wording of question**

<p>1982 to 1990  <b>II. Goals of innovations</b>  <b>product innovations</b>                  With the innovation activities implemented in 19WW* we primarily aspire:</p> <p style="text-align: right;"> <input type="checkbox"/> [2]***                 </p> <p>1991  <b>II. Goals of innovations</b>  <b>product innovations</b>                  entering new markets with respect to new target groups</p>	<p>Further information</p> <p>*"19WW/20WW" denotes the year under review</p> <p>**[4] 1995 - 2008                  We get this characteristic in case the participating company ticked off a goal of innovation, but did not classify the importance for the company (e.g. important)</p>
---	---

With the innovation activities implemented in 1991 we aspire:

Please use the following classification:

little important [1]  
important [2]  
very important [3]

1995 - 2012

**II. Goals of innovations**  
**product innovations**

entering new markets  
with respect to new target groups

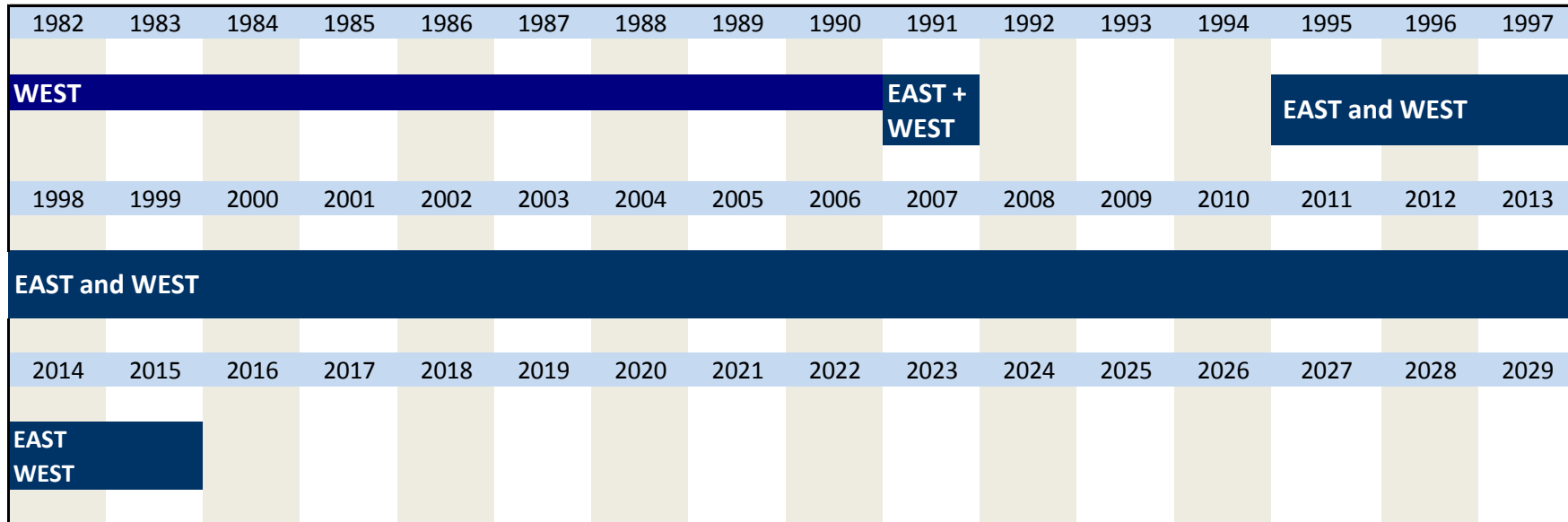
With the innovation activities implemented in 19WW/20WW\* we (primarily) aspire:

Please use the following classification\*\*:

no importance [0]  
little important [1]  
important [2]  
very important [3]

\*\*\*[2] 1982-1990 "important" means primarily aspired

Time span of variable



3.2.2 Process innovations

No.	Name	Label	Survey period	Survey frequency
3.2.2.1)	ziel7	increasing flexibility of production	West 1982 to 1990 East and West since 1991	annual irregular

Wording of question

1982 to 1990

**II. Goals of innovations**  
**Process innovations**

increasing flexibility of production

With the innovation activities implemented in 19WW\* we primarily aspire:

[2]\*\*\*

1991

**II. Goals of innovations**  
**Process innovations**

increasing flexibility of production

With the innovation activities implemented in 1991 we aspire:

Please use the following classification:

little important [1]  
important [2]  
very important [3]

1995 - 2012

**II. Goals of innovations**  
**Process innovations**

increasing flexibility of production

With the innovation activities implemented in 19WW20WW\* we primarily aspire:

Please use the following classification\*\*:

no importance [0]  
little important [1]  
important [2]  
very important [3]


Further information

\*\*"19WW/20WW" denotes the year under review

\*\*[4] 1995 - 2008  
We get this characteristic in case the participating company ticked off a goal of innovation, but did not classify the importance for the company (e.g. important)

\*\*\*[2] 1982-1990 "important" means primarily aspired

Time span of variable



No.	Name	Label	Survey period	Survey frequency
-----	------	-------	---------------	------------------

**Wording of question**

<p>1982 to 1990 <b>II. Goals of innovations</b> <b>Process innovations</b> With the innovation activities implemented in 19WW* we primarily aspire:</p>	<p>reduction of production costs by reduction of wage costs</p>	<p><input type="checkbox"/> [2]***</p>	<p><b>Further information</b></p> <p>***19WW/20WW" denotes the year under review</p> <p>**[4] 1995 - 2008 We get this characteristic in case the participating company ticked off a goal of innovation, but did not classify the importance for the company (e.g. important)</p> <p>***[2] 1982-1990 "important" means primarily aspired</p>
<p>1991 <b>II. Goals of innovations</b> <b>Process innovations</b> With the innovation activities implemented in 1991 we aspire: Please use the following classification:</p>	<p>reduction of production costs by reduction of wage costs</p>	<p>little important <input type="checkbox"/> [1] important <input type="checkbox"/> [2] very important <input type="checkbox"/> [3]</p>	
<p>1995 - 2012 <b>II. Goals of innovations</b> <b>Process innovations</b> With the innovation activities implemented in 19WW20WW* we primarily aspire: Please use the following classification**:</p>	<p>reduction of production costs by reduction of wage costs</p>	<p>no importance <input type="checkbox"/> [0] little important <input type="checkbox"/> [1] important <input type="checkbox"/> [2] very important <input type="checkbox"/> [3]</p>	

**Time span of variable**

1982	1983	1984	1985	1986	1987	1988	1989	1990	1991	1992	1993	1994	1995	1996	1997
<b>WEST</b>									<b>EAST + WEST</b>		<b>EAST and WEST</b>				
1998	1999	2000	2001	2002	2003	2004	2005	2006	2007	2008	2009	2010	2011	2012	2013
<b>EAST and WEST</b>															
2014	2015	2016	2017	2018	2019	2020	2021	2022	2023	2024	2025	2026	2027	2028	2029
<b>EAST</b>		<b>WEST</b>													

No.	Name	Label	Survey period	Survey frequency
-----	------	-------	---------------	------------------

**Wording of question**

<p>1982 to 1990 <b>II. Goals of innovations</b> <b>Process innovations</b> With the innovation activities implemented in 19WW* we primarily aspire:</p>	<p>reduction of production costs by reduction in material consumption</p>	<p><input type="checkbox"/> [2]***</p>	<p><b>Further information</b></p> <p>***19WW/20WW" denotes the year under review</p> <p>**[4] 1995 - 2008 We get this characteristic in case the participating company ticked off a goal of innovation, but did not classify the importance for the company (e.g. important)</p> <p>***[2] 1982-1990 "important" means primarily aspired</p>
<p>1991 <b>II. Goals of innovations</b> <b>Process innovations</b> With the innovation activities implemented in 1991 we aspire: Please use the following classification:</p>	<p>reduction of production costs by reduction in material consumption</p>	<p>little important <input type="checkbox"/> [1] important <input type="checkbox"/> [2] very important <input type="checkbox"/> [3]</p>	
<p>1995 - 2012 <b>II. Goals of innovations</b> <b>Process innovations</b> With the innovation activities implemented in 19WW20WW* we primarily aspire: Please use the following classification**:</p>	<p>reduction of production costs by reduction in material consumption</p>	<p>no importance <input type="checkbox"/> [0] little important <input type="checkbox"/> [1] important <input type="checkbox"/> [2] very important <input type="checkbox"/> [3]</p>	

**Time span of variable**

1982	1983	1984	1985	1986	1987	1988	1989	1990	1991	1992	1993	1994	1995	1996	1997
<b>WEST</b>									<b>EAST + WEST</b>		<b>EAST and WEST</b>				
1998	1999	2000	2001	2002	2003	2004	2005	2006	2007	2008	2009	2010	2011	2012	2013
<b>EAST and WEST</b>															
2014	2015	2016	2017	2018	2019	2020	2021	2022	2023	2024	2025	2026	2027	2028	2029
<b>EAST</b>		<b>WEST</b>													



No.	Name	Label	Survey period	Survey frequency
-----	------	-------	---------------	------------------

**Wording of question**

<p>1982 to 1990 <b>II. Goals of innovations</b> <b>Process innovations</b> With the innovation activities implemented in 19WW* we primarily aspire:</p>	reduction of production costs by reduction in energy consumption	<input type="text"/> [2]***	<p><b>Further information</b></p> <p>**"19WW/20WW" denotes the year under review</p> <p>**[4] 1995 - 2008 We get this characteristic in case the participating company ticked off a goal of innovation, but did not classify the importance for the company (e.g. important)</p> <p>***[2] 1982-1990 "important" means primarily aspired</p>
<p>1991 <b>II. Goals of innovations</b> <b>Process innovations</b> With the innovation activities implemented in 1991 we aspire: Please use the following classification:</p>	reduction of production costs by reduction in energy consumption	<p>little important <input type="text"/> [1]</p> <p>important <input type="text"/> [2]</p> <p>very important <input type="text"/> [3]</p>	
<p>1995 - 2012 <b>II. Goals of innovations</b> <b>Process innovations</b> With the innovation activities implemented in 19WW20WW* we primarily aspire: Please use the following classification**:</p>	reduction of production costs by reduction in energy consumption	<p>no importance <input type="text"/> [0]</p> <p>little important <input type="text"/> [1]</p> <p>important <input type="text"/> [2]</p> <p>very important <input type="text"/> [3]</p>	

**Time span of variable**

1982	1983	1984	1985	1986	1987	1988	1989	1990	1991	1992	1993	1994	1995	1996	1997
<b>WEST</b>									<b>EAST + WEST</b>		<b>EAST and WEST</b>				
1998	1999	2000	2001	2002	2003	2004	2005	2006	2007	2008	2009	2010	2011	2012	2013
<b>EAST and WEST</b>															
2014	2015	2016	2017	2018	2019	2020	2021	2022	2023	2024	2025	2026	2027	2028	2029
<b>EAST</b>		<b>WEST</b>													

No.	Name	Label	Survey period	Survey frequency
-----	------	-------	---------------	------------------

**Wording of question**

<p>1982 to 1990 <b>II. Goals of innovations</b> <b>Process innovations</b> With the innovation activities implemented in 19WW* we primarily aspire:</p>	reduction of production costs by reduction in waste production	<input type="text"/> [2]***	<p><b>Further information</b></p> <p>**"19WW/20WW" denotes the year under review</p> <p>**[4] 1995 - 2008 We get this characteristic in case the participating company ticked off a goal of innovation, but did not classify the importance for the company (e.g. important)</p> <p>***[2] 1982-1990 "important" means primarily aspired</p>
<p>1991 <b>II. Goals of innovations</b> <b>Process innovations</b> With the innovation activities implemented in 1991 we aspire: Please use the following classification:</p>	reduction of production costs by reduction in waste production	<p>little important <input type="text"/> [1]</p> <p>important <input type="text"/> [2]</p> <p>very important <input type="text"/> [3]</p>	
<p>1995 - 2012 <b>II. Goals of innovations</b> <b>Process innovations</b> With the innovation activities implemented in 19WW20WW* we primarily aspire: Please use the following classification**:</p>	reduction of production costs by reduction in waste production	<p>no importance <input type="text"/> [0]</p> <p>little important <input type="text"/> [1]</p> <p>important <input type="text"/> [2]</p> <p>very important <input type="text"/> [3]</p>	

**Time span of variable**

1982	1983	1984	1985	1986	1987	1988	1989	1990	1991	1992	1993	1994	1995	1996	1997
<b>WEST</b>									<b>EAST + WEST</b>		<b>EAST and WEST</b>				
1998	1999	2000	2001	2002	2003	2004	2005	2006	2007	2008	2009	2010	2011	2012	2013
<b>EAST and WEST</b>															
2014	2015	2016	2017	2018	2019	2020	2021	2022	2023	2024	2025	2026	2027	2028	2029
<b>EAST</b>		<b>WEST</b>													



No.	Name	Label						Survey period	Survey frequency
-----	------	-------	--	--	--	--	--	---------------	------------------



Wording of question

<p>1982 to 1990</p> <p><b>II. Goals of innovations</b></p> <p><b>Process innovations</b></p> <p>improvement of working conditions</p> <p>With the innovation activities implemented in 19WW* we primarily aspire:</p> <p style="text-align: right;">[2]***</p>	<p>Further information</p> <p>***19WW/20WW" denotes the year under review</p> <p>**[4] 1995 - 2008</p> <p>We get this characteristic in case the participating company ticked off a goal of innovation, but did not classify the importance for the company (e.g. important)</p>
<p>1991</p> <p><b>II. Goals of innovations</b></p> <p><b>Process innovations</b></p> <p>improvement of working conditions</p> <p>With the innovation activities implemented in 1991 we aspire:</p> <p>Please use the following classification:</p> <p style="text-align: right;">little important [1] important [2] very important [3]</p>	<p>***[2] 1982-1990 "important" means primarily aspired</p>
<p>1995 - 2012</p> <p><b>II. Goals of innovations</b></p> <p><b>Process innovations</b></p> <p>improvement of working conditions</p> <p>With the innovation activities implemented in 19WW20WW* we primarily aspire:</p> <p>Please use the following classification**:</p> <p style="text-align: right;">no importance [0] little important [1] important [2] very important [3]</p>	

Time span of variable

1982	1983	1984	1985	1986	1987	1988	1989	1990	1991	1992	1993	1994	1995	1996	1997
WEST									EAST + WEST		EAST and WEST				
1998	1999	2000	2001	2002	2003	2004	2005	2006	2007	2008	2009	2010	2011	2012	2013
EAST and WEST															
2014	2015	2016	2017	2018	2019	2020	2021	2022	2023	2024	2025	2026	2027	2028	2029
EAST		WEST													

No.	Name	Label	Survey period	Survey frequency
-----	------	-------	---------------	------------------

Wording of question

<p>1982 to 1990</p> <p><b>II. Goals of innovations</b></p> <p><b>Process innovations</b></p> <p>reduction in environmental pollution</p> <p>With the innovation activities implemented in 19WW* we primarily aspire:</p> <p style="text-align: right;">[2]***</p>	<p>Further information</p> <p>***19WW/20WW" denotes the year under review</p> <p>**[4] 1995 - 2008</p> <p>We get this characteristic in case the participating company ticked off a goal of innovation, but did not classify the importance for the company (e.g. important)</p>
<p>1991</p> <p><b>II. Goals of innovations</b></p> <p><b>Process innovations</b></p> <p>reduction in environmental pollution</p> <p>With the innovation activities implemented in 1991 we aspire:</p> <p>Please use the following classification:</p> <p style="text-align: right;">little important [1] important [2] very important [3]</p>	<p>***[2] 1982-1990 "important" means primarily aspired</p>
<p>1995 - 2012</p> <p><b>II. Goals of innovations</b></p> <p><b>Process innovations</b></p> <p>reduction in environmental pollution</p> <p>With the innovation activities implemented in 19WW20WW* we primarily aspire:</p> <p>Please use the following classification**:</p> <p style="text-align: right;">no importance [0] little important [1] important [2] very important [3]</p>	

Time span of variable

1982	1983	1984	1985	1986	1987	1988	1989	1990	1991	1992	1993	1994	1995	1996	1997
WEST									EAST + WEST		EAST and WEST				
1998	1999	2000	2001	2002	2003	2004	2005	2006	2007	2008	2009	2010	2011	2012	2013
EAST and WEST															
2014	2015	2016	2017	2018	2019	2020	2021	2022	2023	2024	2025	2026	2027	2028	2029
EAST		WEST													



No.	Name	Label	Survey period	Survey frequency
-----	------	-------	---------------	------------------

3.2.2.8) **ziel15**

reduction in product development costs

East and West 1991

once

**Wording of question**

<p>1991  <b>II. Goals of innovations</b>  <b>Process innovations</b>                  With the innovation activities implemented in 1991 we aspire:                  Please use the following classification:</p> <p style="text-align: right;">reduction in product development costs</p> <p style="text-align: right;">                     little important <input type="checkbox"/> [1]                      important <input type="checkbox"/> [2]                      very important <input type="checkbox"/> [3]                 </p>	<p>Further information</p>																																																																
<p><b>Time span of variable</b></p> <table border="1" style="width: 100%; text-align: center; border-collapse: collapse;"> <tr> <td>1982</td><td>1983</td><td>1984</td><td>1985</td><td>1986</td><td>1987</td><td>1988</td><td>1989</td><td>1990</td><td>1991</td><td>1992</td><td>1993</td><td>1994</td><td>1995</td><td>1996</td><td>1997</td> </tr> <tr> <td style="background-color: #d9ead3;"></td><td style="background-color: #d9ead3;"></td><td style="background-color: #d9ead3;"></td><td style="background-color: #d9ead3;"></td><td style="background-color: #d9ead3;"></td><td style="background-color: #d9ead3;"></td><td style="background-color: #d9ead3;"></td><td style="background-color: #d9ead3;"></td><td style="background-color: #d9ead3;"></td><td style="background-color: #d9ead3;"><b>EAST + WEST</b></td><td style="background-color: #d9ead3;"></td><td style="background-color: #d9ead3;"></td><td style="background-color: #d9ead3;"></td><td style="background-color: #d9ead3;"></td><td style="background-color: #d9ead3;"></td><td style="background-color: #d9ead3;"></td> </tr> <tr> <td>1998</td><td>1999</td><td>2000</td><td>2001</td><td>2002</td><td>2003</td><td>2004</td><td>2005</td><td>2006</td><td>2007</td><td>2008</td><td>2009</td><td>2010</td><td>2011</td><td>2012</td><td>2013</td> </tr> <tr> <td style="background-color: #d9ead3;"></td><td style="background-color: #d9ead3;"></td><td style="background-color: #d9ead3;"></td><td style="background-color: #d9ead3;"></td><td style="background-color: #d9ead3;"></td><td style="background-color: #d9ead3;"></td><td style="background-color: #d9ead3;"></td><td style="background-color: #d9ead3;"></td><td style="background-color: #d9ead3;"></td><td style="background-color: #d9ead3;"></td><td style="background-color: #d9ead3;"></td><td style="background-color: #d9ead3;"></td><td style="background-color: #d9ead3;"></td><td style="background-color: #d9ead3;"></td><td style="background-color: #d9ead3;"></td><td style="background-color: #d9ead3;"></td> </tr> </table>		1982	1983	1984	1985	1986	1987	1988	1989	1990	1991	1992	1993	1994	1995	1996	1997										<b>EAST + WEST</b>							1998	1999	2000	2001	2002	2003	2004	2005	2006	2007	2008	2009	2010	2011	2012	2013																
1982	1983	1984	1985	1986	1987	1988	1989	1990	1991	1992	1993	1994	1995	1996	1997																																																		
									<b>EAST + WEST</b>																																																								
1998	1999	2000	2001	2002	2003	2004	2005	2006	2007	2008	2009	2010	2011	2012	2013																																																		

No.	Name	Label	Survey period	Survey frequency
-----	------	-------	---------------	------------------

3.2.2.9) **ziel16**

reduction of turnaround times

East and West 1991

once

**Wording of question**

<p>1991  <b>II. Goals of innovations</b>  <b>Process innovations</b>                  With the innovation activities implemented in 1991 we aspire:                  Please use the following classification:</p> <p style="text-align: right;">reduction of production costs by - reduction of turnaround times</p> <p style="text-align: right;">                     little important <input type="checkbox"/> [1]                      important <input type="checkbox"/> [2]                      very important <input type="checkbox"/> [3]                 </p>	<p>Further information</p>																																																																
<p><b>Time span of variable</b></p> <table border="1" style="width: 100%; text-align: center; border-collapse: collapse;"> <tr> <td>1982</td><td>1983</td><td>1984</td><td>1985</td><td>1986</td><td>1987</td><td>1988</td><td>1989</td><td>1990</td><td>1991</td><td>1992</td><td>1993</td><td>1994</td><td>1995</td><td>1996</td><td>1997</td> </tr> <tr> <td style="background-color: #d9ead3;"></td><td style="background-color: #d9ead3;"></td><td style="background-color: #d9ead3;"></td><td style="background-color: #d9ead3;"></td><td style="background-color: #d9ead3;"></td><td style="background-color: #d9ead3;"></td><td style="background-color: #d9ead3;"></td><td style="background-color: #d9ead3;"></td><td style="background-color: #d9ead3;"></td><td style="background-color: #d9ead3;"><b>EAST + WEST</b></td><td style="background-color: #d9ead3;"></td><td style="background-color: #d9ead3;"></td><td style="background-color: #d9ead3;"></td><td style="background-color: #d9ead3;"></td><td style="background-color: #d9ead3;"></td><td style="background-color: #d9ead3;"></td> </tr> <tr> <td>1998</td><td>1999</td><td>2000</td><td>2001</td><td>2002</td><td>2003</td><td>2004</td><td>2005</td><td>2006</td><td>2007</td><td>2008</td><td>2009</td><td>2010</td><td>2011</td><td>2012</td><td>2013</td> </tr> <tr> <td style="background-color: #d9ead3;"></td><td style="background-color: #d9ead3;"></td><td style="background-color: #d9ead3;"></td><td style="background-color: #d9ead3;"></td><td style="background-color: #d9ead3;"></td><td style="background-color: #d9ead3;"></td><td style="background-color: #d9ead3;"></td><td style="background-color: #d9ead3;"></td><td style="background-color: #d9ead3;"></td><td style="background-color: #d9ead3;"></td><td style="background-color: #d9ead3;"></td><td style="background-color: #d9ead3;"></td><td style="background-color: #d9ead3;"></td><td style="background-color: #d9ead3;"></td><td style="background-color: #d9ead3;"></td><td style="background-color: #d9ead3;"></td> </tr> </table>		1982	1983	1984	1985	1986	1987	1988	1989	1990	1991	1992	1993	1994	1995	1996	1997										<b>EAST + WEST</b>							1998	1999	2000	2001	2002	2003	2004	2005	2006	2007	2008	2009	2010	2011	2012	2013																
1982	1983	1984	1985	1986	1987	1988	1989	1990	1991	1992	1993	1994	1995	1996	1997																																																		
									<b>EAST + WEST</b>																																																								
1998	1999	2000	2001	2002	2003	2004	2005	2006	2007	2008	2009	2010	2011	2012	2013																																																		

No.	Name	Label	Survey period	Survey frequency
-----	------	-------	---------------	------------------

3.2.2.10) **ziel17**

improvement in product quality

East and West 1991

once

**Wording of question**

<p>1991  <b>II. Goals of innovations</b>  <b>Process innovations</b>                  With the innovation activities implemented in 1991 we aspire:                  Please use the following classification:</p> <p style="text-align: right;">improvement in product quality</p> <p style="text-align: right;">                     little important <input type="checkbox"/> [1]                      important <input type="checkbox"/> [2]                      very important <input type="checkbox"/> [3]                 </p>	<p>Further information</p>																																																																
<p><b>Time span of variable</b></p> <table border="1" style="width: 100%; text-align: center; border-collapse: collapse;"> <tr> <td>1982</td><td>1983</td><td>1984</td><td>1985</td><td>1986</td><td>1987</td><td>1988</td><td>1989</td><td>1990</td><td>1991</td><td>1992</td><td>1993</td><td>1994</td><td>1995</td><td>1996</td><td>1997</td> </tr> <tr> <td style="background-color: #d9ead3;"></td><td style="background-color: #d9ead3;"></td><td style="background-color: #d9ead3;"></td><td style="background-color: #d9ead3;"></td><td style="background-color: #d9ead3;"></td><td style="background-color: #d9ead3;"></td><td style="background-color: #d9ead3;"></td><td style="background-color: #d9ead3;"></td><td style="background-color: #d9ead3;"></td><td style="background-color: #d9ead3;"><b>EAST + WEST</b></td><td style="background-color: #d9ead3;"></td><td style="background-color: #d9ead3;"></td><td style="background-color: #d9ead3;"></td><td style="background-color: #d9ead3;"></td><td style="background-color: #d9ead3;"></td><td style="background-color: #d9ead3;"></td> </tr> <tr> <td>1998</td><td>1999</td><td>2000</td><td>2001</td><td>2002</td><td>2003</td><td>2004</td><td>2005</td><td>2006</td><td>2007</td><td>2008</td><td>2009</td><td>2010</td><td>2011</td><td>2012</td><td>2013</td> </tr> <tr> <td style="background-color: #d9ead3;"></td><td style="background-color: #d9ead3;"></td><td style="background-color: #d9ead3;"></td><td style="background-color: #d9ead3;"></td><td style="background-color: #d9ead3;"></td><td style="background-color: #d9ead3;"></td><td style="background-color: #d9ead3;"></td><td style="background-color: #d9ead3;"></td><td style="background-color: #d9ead3;"></td><td style="background-color: #d9ead3;"></td><td style="background-color: #d9ead3;"></td><td style="background-color: #d9ead3;"></td><td style="background-color: #d9ead3;"></td><td style="background-color: #d9ead3;"></td><td style="background-color: #d9ead3;"></td><td style="background-color: #d9ead3;"></td> </tr> </table>		1982	1983	1984	1985	1986	1987	1988	1989	1990	1991	1992	1993	1994	1995	1996	1997										<b>EAST + WEST</b>							1998	1999	2000	2001	2002	2003	2004	2005	2006	2007	2008	2009	2010	2011	2012	2013																
1982	1983	1984	1985	1986	1987	1988	1989	1990	1991	1992	1993	1994	1995	1996	1997																																																		
									<b>EAST + WEST</b>																																																								
1998	1999	2000	2001	2002	2003	2004	2005	2006	2007	2008	2009	2010	2011	2012	2013																																																		

**3.3 Innovation expenditures**

### 3.3.1 For product innovations

No.	Name	Label	Survey period	Survey frequency
-----	------	-------	---------------	------------------

3.3.1.1) **awpd** share of product innovations in total innovation expenditure East and West since 1992 annual

#### Wording of question

<p>1992 to 2012</p> <p><b>II. Innovation expenditures in year 19WW/20WW*</b></p> <p>The share of expenditures for product innovations in our total innovation expenditure was (estimates are sufficient; sum = 100%) _____ %</p>	<p>Further information</p> <p>**"19WW/20WW" denotes the year under review</p>																																																																																																
<p>Time span of variable</p> <table border="1" style="width: 100%; text-align: center;"> <tr> <td>1982</td><td>1983</td><td>1984</td><td>1985</td><td>1986</td><td>1987</td><td>1988</td><td>1989</td><td>1990</td><td>1991</td><td>1992</td><td>1993</td><td>1994</td><td>1995</td><td>1996</td><td>1997</td> </tr> <tr> <td colspan="11" style="background-color: #003366; color: white;">EAST and WEST</td> <td></td><td></td><td></td><td></td><td></td> </tr> <tr> <td>1998</td><td>1999</td><td>2000</td><td>2001</td><td>2002</td><td>2003</td><td>2004</td><td>2005</td><td>2006</td><td>2007</td><td>2008</td><td>2009</td><td>2010</td><td>2011</td><td>2012</td><td>2013</td> </tr> <tr> <td colspan="16" style="background-color: #003366; color: white;">EAST and WEST</td> </tr> <tr> <td>2014</td><td>2015</td><td>2016</td><td>2017</td><td>2018</td><td>2019</td><td>2020</td><td>2021</td><td>2022</td><td>2023</td><td>2024</td><td>2025</td><td>2026</td><td>2027</td><td>2028</td><td>2029</td> </tr> <tr> <td colspan="2" style="background-color: #003366; color: white;">EAST</td> <td colspan="2" style="background-color: #003366; color: white;">WEST</td> <td colspan="12"></td> </tr> </table>		1982	1983	1984	1985	1986	1987	1988	1989	1990	1991	1992	1993	1994	1995	1996	1997	EAST and WEST																1998	1999	2000	2001	2002	2003	2004	2005	2006	2007	2008	2009	2010	2011	2012	2013	EAST and WEST																2014	2015	2016	2017	2018	2019	2020	2021	2022	2023	2024	2025	2026	2027	2028	2029	EAST		WEST													
1982	1983	1984	1985	1986	1987	1988	1989	1990	1991	1992	1993	1994	1995	1996	1997																																																																																		
EAST and WEST																																																																																																	
1998	1999	2000	2001	2002	2003	2004	2005	2006	2007	2008	2009	2010	2011	2012	2013																																																																																		
EAST and WEST																																																																																																	
2014	2015	2016	2017	2018	2019	2020	2021	2022	2023	2024	2025	2026	2027	2028	2029																																																																																		
EAST		WEST																																																																																															

No.	Name	Label	Survey period	Survey frequency
-----	------	-------	---------------	------------------

3.3.1.2) **awpda** share of product innovations (retaining production technology) in total innovation expenditures West 1982 to 1990 annual  
East and West 1991 once

#### Wording of question

<p>1982 to 1991</p> <p><b>III. Innovation expenditures in year 19WW* product innovations</b></p> <p>The share of product innovations in our total innovation expenditure while retaining the existing production technology was (estimates are sufficient = 100%) _____ %</p>	<p>Further information</p> <p>**"19WW" denotes the year under review</p>																																																
<p>Time span of variable</p> <table border="1" style="width: 100%; text-align: center;"> <tr> <td>1982</td><td>1983</td><td>1984</td><td>1985</td><td>1986</td><td>1987</td><td>1988</td><td>1989</td><td>1990</td><td>1991</td><td>1992</td><td>1993</td><td>1994</td><td>1995</td><td>1996</td><td>1997</td> </tr> <tr> <td colspan="9" style="background-color: #003366; color: white;">WEST</td> <td colspan="2" style="background-color: #003366; color: white;">EAST + WEST</td> <td></td><td></td><td></td><td></td><td></td> </tr> <tr> <td>1998</td><td>1999</td><td>2000</td><td>2001</td><td>2002</td><td>2003</td><td>2004</td><td>2005</td><td>2006</td><td>2007</td><td>2008</td><td>2009</td><td>2010</td><td>2011</td><td>2012</td><td>2013</td> </tr> </table>		1982	1983	1984	1985	1986	1987	1988	1989	1990	1991	1992	1993	1994	1995	1996	1997	WEST									EAST + WEST							1998	1999	2000	2001	2002	2003	2004	2005	2006	2007	2008	2009	2010	2011	2012	2013
1982	1983	1984	1985	1986	1987	1988	1989	1990	1991	1992	1993	1994	1995	1996	1997																																		
WEST									EAST + WEST																																								
1998	1999	2000	2001	2002	2003	2004	2005	2006	2007	2008	2009	2010	2011	2012	2013																																		

No.	Name	Label	Survey period	Survey frequency
-----	------	-------	---------------	------------------

3.3.1.3) **awpdb** share of product innovations (altering production technology) in total innovation expenditures West 1982 to 1990 annual  
East and West 1991 once

#### Wording of question

<p>1982 to 1991</p> <p><b>III. Innovation expenditures in year 19WW* product innovations</b></p> <p>The share of product innovations in our total innovation expenditure while altering the production technology was (estimates are sufficient = 100%) _____ %</p>	<p>Further information</p> <p>**"19WW" denotes the year under review</p>																																																
<p>Time span of variable</p> <table border="1" style="width: 100%; text-align: center;"> <tr> <td>1982</td><td>1983</td><td>1984</td><td>1985</td><td>1986</td><td>1987</td><td>1988</td><td>1989</td><td>1990</td><td>1991</td><td>1992</td><td>1993</td><td>1994</td><td>1995</td><td>1996</td><td>1997</td> </tr> <tr> <td colspan="9" style="background-color: #003366; color: white;">WEST</td> <td colspan="2" style="background-color: #003366; color: white;">EAST + WEST</td> <td></td><td></td><td></td><td></td><td></td> </tr> <tr> <td>1998</td><td>1999</td><td>2000</td><td>2001</td><td>2002</td><td>2003</td><td>2004</td><td>2005</td><td>2006</td><td>2007</td><td>2008</td><td>2009</td><td>2010</td><td>2011</td><td>2012</td><td>2013</td> </tr> </table>		1982	1983	1984	1985	1986	1987	1988	1989	1990	1991	1992	1993	1994	1995	1996	1997	WEST									EAST + WEST							1998	1999	2000	2001	2002	2003	2004	2005	2006	2007	2008	2009	2010	2011	2012	2013
1982	1983	1984	1985	1986	1987	1988	1989	1990	1991	1992	1993	1994	1995	1996	1997																																		
WEST									EAST + WEST																																								
1998	1999	2000	2001	2002	2003	2004	2005	2006	2007	2008	2009	2010	2011	2012	2013																																		



No.	Name	Label	Survey period	Survey frequency
-----	------	-------	---------------	------------------

3.3.2.1) **awpz** share of process innovations in total innovation expenditure East and West since 1992 annual

**Wording of question**

<p>1992 to 2012</p> <p><b>II. Innovation expenditures in year 19WW/20WW*</b></p> <p>The share of expenditures for process innovations in our total innovation expenditure was (estimates are sufficient = 100%) _____ %</p>	<p><b>Further information</b></p> <p>**"19WW/20WW" denotes the year under review</p>																																																																																																
<p><b>Time span of variable</b></p> <table border="1" style="width: 100%; text-align: center;"> <tr> <td>1982</td><td>1983</td><td>1984</td><td>1985</td><td>1986</td><td>1987</td><td>1988</td><td>1989</td><td>1990</td><td>1991</td><td>1992</td><td>1993</td><td>1994</td><td>1995</td><td>1996</td><td>1997</td> </tr> <tr> <td colspan="11" style="background-color: #003366; color: white;">EAST and WEST</td> <td></td><td></td><td></td><td></td><td></td> </tr> <tr> <td>1998</td><td>1999</td><td>2000</td><td>2001</td><td>2002</td><td>2003</td><td>2004</td><td>2005</td><td>2006</td><td>2007</td><td>2008</td><td>2009</td><td>2010</td><td>2011</td><td>2012</td><td>2013</td> </tr> <tr> <td colspan="16" style="background-color: #003366; color: white;">EAST and WEST</td> </tr> <tr> <td>2014</td><td>2015</td><td>2016</td><td>2017</td><td>2018</td><td>2019</td><td>2020</td><td>2021</td><td>2022</td><td>2023</td><td>2024</td><td>2025</td><td>2026</td><td>2027</td><td>2028</td><td>2029</td> </tr> <tr> <td colspan="2" style="background-color: #003366; color: white;">EAST</td> <td colspan="2" style="background-color: #003366; color: white;">WEST</td> <td colspan="12"></td> </tr> </table>		1982	1983	1984	1985	1986	1987	1988	1989	1990	1991	1992	1993	1994	1995	1996	1997	EAST and WEST																1998	1999	2000	2001	2002	2003	2004	2005	2006	2007	2008	2009	2010	2011	2012	2013	EAST and WEST																2014	2015	2016	2017	2018	2019	2020	2021	2022	2023	2024	2025	2026	2027	2028	2029	EAST		WEST													
1982	1983	1984	1985	1986	1987	1988	1989	1990	1991	1992	1993	1994	1995	1996	1997																																																																																		
EAST and WEST																																																																																																	
1998	1999	2000	2001	2002	2003	2004	2005	2006	2007	2008	2009	2010	2011	2012	2013																																																																																		
EAST and WEST																																																																																																	
2014	2015	2016	2017	2018	2019	2020	2021	2022	2023	2024	2025	2026	2027	2028	2029																																																																																		
EAST		WEST																																																																																															

No.	Name	Label	Survey period	Survey frequency
-----	------	-------	---------------	------------------

3.3.2.2) **awpza** share of expendit. for process innovations with same technology West 1982 to 1990 annual  
East and West 1991 once

**Wording of question**


<p>1982 to 1991</p> <p><b>III. Innovation expenditures in year 19WW*</b></p> <p><b>Process innovations</b></p> <p>The share of expenditures for process innovations in our total innovation expenditures while retaining the existing production technology was (estimates are sufficient = 100%) _____ %</p>	<p><b>Further information</b></p> <p>**"19WW" denotes the year under review</p>																																																																
<p><b>Time span of variable</b></p> <table border="1" style="width: 100%; text-align: center;"> <tr> <td>1982</td><td>1983</td><td>1984</td><td>1985</td><td>1986</td><td>1987</td><td>1988</td><td>1989</td><td>1990</td><td>1991</td><td>1992</td><td>1993</td><td>1994</td><td>1995</td><td>1996</td><td>1997</td> </tr> <tr> <td colspan="9" style="background-color: #003366; color: white;">WEST</td> <td colspan="2" style="background-color: #003366; color: white;">EAST + WEST</td> <td></td><td></td><td></td><td></td><td></td> </tr> <tr> <td>1998</td><td>1999</td><td>2000</td><td>2001</td><td>2002</td><td>2003</td><td>2004</td><td>2005</td><td>2006</td><td>2007</td><td>2008</td><td>2009</td><td>2010</td><td>2011</td><td>2012</td><td>2013</td> </tr> <tr> <td>2014</td><td>2015</td><td>2016</td><td>2017</td><td>2018</td><td>2019</td><td>2020</td><td>2021</td><td>2022</td><td>2023</td><td>2024</td><td>2025</td><td>2026</td><td>2027</td><td>2028</td><td>2029</td> </tr> </table>		1982	1983	1984	1985	1986	1987	1988	1989	1990	1991	1992	1993	1994	1995	1996	1997	WEST									EAST + WEST							1998	1999	2000	2001	2002	2003	2004	2005	2006	2007	2008	2009	2010	2011	2012	2013	2014	2015	2016	2017	2018	2019	2020	2021	2022	2023	2024	2025	2026	2027	2028	2029
1982	1983	1984	1985	1986	1987	1988	1989	1990	1991	1992	1993	1994	1995	1996	1997																																																		
WEST									EAST + WEST																																																								
1998	1999	2000	2001	2002	2003	2004	2005	2006	2007	2008	2009	2010	2011	2012	2013																																																		
2014	2015	2016	2017	2018	2019	2020	2021	2022	2023	2024	2025	2026	2027	2028	2029																																																		

No.	Name	Label	Survey period	Survey frequency
-----	------	-------	---------------	------------------

3.3.2.3) **awpzb** share of innov. expenditures in: process innov. administration West 1982 to 1990 annual  
East and West 1991 once

**Wording of question**

<p>1982 to 1991</p> <p><b>III. Innovation expenditures in year 19WW*</b></p> <p><b>Process innovations</b></p> <p>The share of expenditures for process innovations in our total innovation expenditure was in administration (estimates are sufficient = 100%) _____ %</p>	<p><b>Further information</b></p> <p>**"19WW" denotes the year under review</p>																																																
<p><b>Time span of variable</b></p> <table border="1" style="width: 100%; text-align: center;"> <tr> <td>1982</td><td>1983</td><td>1984</td><td>1985</td><td>1986</td><td>1987</td><td>1988</td><td>1989</td><td>1990</td><td>1991</td><td>1992</td><td>1993</td><td>1994</td><td>1995</td><td>1996</td><td>1997</td> </tr> <tr> <td colspan="9" style="background-color: #003366; color: white;">WEST</td> <td colspan="2" style="background-color: #003366; color: white;">EAST + WEST</td> <td></td><td></td><td></td><td></td><td></td> </tr> <tr> <td>1998</td><td>1999</td><td>2000</td><td>2001</td><td>2002</td><td>2003</td><td>2004</td><td>2005</td><td>2006</td><td>2007</td><td>2008</td><td>2009</td><td>2010</td><td>2011</td><td>2012</td><td>2013</td> </tr> </table>		1982	1983	1984	1985	1986	1987	1988	1989	1990	1991	1992	1993	1994	1995	1996	1997	WEST									EAST + WEST							1998	1999	2000	2001	2002	2003	2004	2005	2006	2007	2008	2009	2010	2011	2012	2013
1982	1983	1984	1985	1986	1987	1988	1989	1990	1991	1992	1993	1994	1995	1996	1997																																		
WEST									EAST + WEST																																								
1998	1999	2000	2001	2002	2003	2004	2005	2006	2007	2008	2009	2010	2011	2012	2013																																		



**3.3.3 Composition of innovation expenditures**

No.	Name	Label	Survey period	Survey frequency
-----	------	-------	---------------	------------------

3.3.3.1) **aw1** share of research in total innovation expenditures West 1982 to 1990  
East and West since 1992 annual  
annual

**Wording of question**

<p>1982 to 2012  <b>II./III. Innovation expenditures in year 19WW/20WW*</b>          Our innovation expenditures are composed of (estimates are sufficient)</p> <p style="text-align: center;">research _____ %</p>	<p><b>Further information</b></p> <p>***19WW/20WW" denotes the year under review</p>																																																																																																
<p><b>Time span of variable</b></p> <table border="1" style="width: 100%; border-collapse: collapse; text-align: center;"> <tr> <td>1982</td><td>1983</td><td>1984</td><td>1985</td><td>1986</td><td>1987</td><td>1988</td><td>1989</td><td>1990</td><td>1991</td><td>1992</td><td>1993</td><td>1994</td><td>1995</td><td>1996</td><td>1997</td> </tr> <tr> <td colspan="10" style="background-color: #003366; color: white;"><b>WEST</b></td> <td colspan="6" style="background-color: #003366; color: white;"><b>EAST and WEST</b></td> </tr> <tr> <td>1998</td><td>1999</td><td>2000</td><td>2001</td><td>2002</td><td>2003</td><td>2004</td><td>2005</td><td>2006</td><td>2007</td><td>2008</td><td>2009</td><td>2010</td><td>2011</td><td>2012</td><td>2013</td> </tr> <tr> <td colspan="16" style="background-color: #003366; color: white;"><b>EAST and WEST</b></td> </tr> <tr> <td>2014</td><td>2015</td><td>2016</td><td>2017</td><td>2018</td><td>2019</td><td>2020</td><td>2021</td><td>2022</td><td>2023</td><td>2024</td><td>2025</td><td>2026</td><td>2027</td><td>2028</td><td>2029</td> </tr> <tr> <td colspan="2" style="background-color: #003366; color: white;"><b>EAST</b></td> <td colspan="2" style="background-color: #003366; color: white;"><b>WEST</b></td> <td colspan="12"></td> </tr> </table>		1982	1983	1984	1985	1986	1987	1988	1989	1990	1991	1992	1993	1994	1995	1996	1997	<b>WEST</b>										<b>EAST and WEST</b>						1998	1999	2000	2001	2002	2003	2004	2005	2006	2007	2008	2009	2010	2011	2012	2013	<b>EAST and WEST</b>																2014	2015	2016	2017	2018	2019	2020	2021	2022	2023	2024	2025	2026	2027	2028	2029	<b>EAST</b>		<b>WEST</b>													
1982	1983	1984	1985	1986	1987	1988	1989	1990	1991	1992	1993	1994	1995	1996	1997																																																																																		
<b>WEST</b>										<b>EAST and WEST</b>																																																																																							
1998	1999	2000	2001	2002	2003	2004	2005	2006	2007	2008	2009	2010	2011	2012	2013																																																																																		
<b>EAST and WEST</b>																																																																																																	
2014	2015	2016	2017	2018	2019	2020	2021	2022	2023	2024	2025	2026	2027	2028	2029																																																																																		
<b>EAST</b>		<b>WEST</b>																																																																																															

No.	Name	Label	Survey period	Survey frequency
-----	------	-------	---------------	------------------

3.3.3.2) **aw2** share of experimental dev. in total innovation expenditures West 1982 to 1990  
East and West since 1992 annual  
annual

**Wording of question**

<p>1982 to 2012  <b>II./III. Innovation expenditures in year 19WW/20WW*</b>          Our innovation expenditures are composed of (estimates are sufficient)</p> <p style="text-align: center;">experimental development _____ %</p>	<p><b>Further information</b></p> <p>***19WW/20WW" denotes the year under review</p>																																																																																																
<p><b>Time span of variable</b></p> <table border="1" style="width: 100%; border-collapse: collapse; text-align: center;"> <tr> <td>1982</td><td>1983</td><td>1984</td><td>1985</td><td>1986</td><td>1987</td><td>1988</td><td>1989</td><td>1990</td><td>1991</td><td>1992</td><td>1993</td><td>1994</td><td>1995</td><td>1996</td><td>1997</td> </tr> <tr> <td colspan="10" style="background-color: #003366; color: white;"><b>WEST</b></td> <td colspan="6" style="background-color: #003366; color: white;"><b>EAST and WEST</b></td> </tr> <tr> <td>1998</td><td>1999</td><td>2000</td><td>2001</td><td>2002</td><td>2003</td><td>2004</td><td>2005</td><td>2006</td><td>2007</td><td>2008</td><td>2009</td><td>2010</td><td>2011</td><td>2012</td><td>2013</td> </tr> <tr> <td colspan="16" style="background-color: #003366; color: white;"><b>EAST and WEST</b></td> </tr> <tr> <td>2014</td><td>2015</td><td>2016</td><td>2017</td><td>2018</td><td>2019</td><td>2020</td><td>2021</td><td>2022</td><td>2023</td><td>2024</td><td>2025</td><td>2026</td><td>2027</td><td>2028</td><td>2029</td> </tr> <tr> <td colspan="2" style="background-color: #003366; color: white;"><b>EAST</b></td> <td colspan="2" style="background-color: #003366; color: white;"><b>WEST</b></td> <td colspan="12"></td> </tr> </table>		1982	1983	1984	1985	1986	1987	1988	1989	1990	1991	1992	1993	1994	1995	1996	1997	<b>WEST</b>										<b>EAST and WEST</b>						1998	1999	2000	2001	2002	2003	2004	2005	2006	2007	2008	2009	2010	2011	2012	2013	<b>EAST and WEST</b>																2014	2015	2016	2017	2018	2019	2020	2021	2022	2023	2024	2025	2026	2027	2028	2029	<b>EAST</b>		<b>WEST</b>													
1982	1983	1984	1985	1986	1987	1988	1989	1990	1991	1992	1993	1994	1995	1996	1997																																																																																		
<b>WEST</b>										<b>EAST and WEST</b>																																																																																							
1998	1999	2000	2001	2002	2003	2004	2005	2006	2007	2008	2009	2010	2011	2012	2013																																																																																		
<b>EAST and WEST</b>																																																																																																	
2014	2015	2016	2017	2018	2019	2020	2021	2022	2023	2024	2025	2026	2027	2028	2029																																																																																		
<b>EAST</b>		<b>WEST</b>																																																																																															

No.	Name	Label	Survey period	Survey frequency
-----	------	-------	---------------	------------------

3.3.3.3) **aw1\_2\_1** share of int. research & experimental dev. in total innovation expenditures East and West 1991 once

**Wording of question**

<p>1991  <b>II. Innovation expenditures in year 1991</b>          Our innovation expenditures are composed of (estimates are sufficient)</p> <p style="text-align: center;">internal research &amp; experimental development _____ %</p>	<p><b>Further information</b></p>																																																
<p><b>Time span of variable</b></p> <table border="1" style="width: 100%; border-collapse: collapse; text-align: center;"> <tr> <td>1982</td><td>1983</td><td>1984</td><td>1985</td><td>1986</td><td>1987</td><td>1988</td><td>1989</td><td>1990</td><td>1991</td><td>1992</td><td>1993</td><td>1994</td><td>1995</td><td>1996</td><td>1997</td> </tr> <tr> <td colspan="9"></td> <td colspan="2" style="background-color: #003366; color: white;"><b>EAST + WEST</b></td> <td colspan="5"></td> </tr> <tr> <td>1998</td><td>1999</td><td>2000</td><td>2001</td><td>2002</td><td>2003</td><td>2004</td><td>2005</td><td>2006</td><td>2007</td><td>2008</td><td>2009</td><td>2010</td><td>2011</td><td>2012</td><td>2013</td> </tr> </table>		1982	1983	1984	1985	1986	1987	1988	1989	1990	1991	1992	1993	1994	1995	1996	1997										<b>EAST + WEST</b>							1998	1999	2000	2001	2002	2003	2004	2005	2006	2007	2008	2009	2010	2011	2012	2013
1982	1983	1984	1985	1986	1987	1988	1989	1990	1991	1992	1993	1994	1995	1996	1997																																		
									<b>EAST + WEST</b>																																								
1998	1999	2000	2001	2002	2003	2004	2005	2006	2007	2008	2009	2010	2011	2012	2013																																		

No.	Name	Label	Survey period	Survey frequency
-----	------	-------	---------------	------------------



3.3.3.4) aw1\_2\_2

share of ext. research & experimental dev. in total innovation expenditures

East and West 1991

once

Wording of question

<p>1991</p> <p><b>II. Innovation expenditures in year 1991</b></p> <p>Our innovation expenditures are composed of (estimates are sufficient)</p> <p>external research &amp; experimental development _____ %</p>	<p>Further information</p>																																																
<p>Time span of variable</p>																																																	
<table border="1"> <tr> <td>1982</td><td>1983</td><td>1984</td><td>1985</td><td>1986</td><td>1987</td><td>1988</td><td>1989</td><td>1990</td><td>1991</td><td>1992</td><td>1993</td><td>1994</td><td>1995</td><td>1996</td><td>1997</td> </tr> <tr> <td></td><td></td><td></td><td></td><td></td><td></td><td></td><td></td><td></td><td style="background-color: #003366; color: white;">EAST + WEST</td><td></td><td></td><td></td><td></td><td></td><td></td> </tr> <tr> <td>1998</td><td>1999</td><td>2000</td><td>2001</td><td>2002</td><td>2003</td><td>2004</td><td>2005</td><td>2006</td><td>2007</td><td>2008</td><td>2009</td><td>2010</td><td>2011</td><td>2012</td><td>2013</td> </tr> </table>	1982	1983	1984	1985	1986	1987	1988	1989	1990	1991	1992	1993	1994	1995	1996	1997										EAST + WEST							1998	1999	2000	2001	2002	2003	2004	2005	2006	2007	2008	2009	2010	2011	2012	2013	
1982	1983	1984	1985	1986	1987	1988	1989	1990	1991	1992	1993	1994	1995	1996	1997																																		
									EAST + WEST																																								
1998	1999	2000	2001	2002	2003	2004	2005	2006	2007	2008	2009	2010	2011	2012	2013																																		

No.	Name	Label	Survey period	Survey frequency
-----	------	-------	---------------	------------------

3.3.3.5) aw3

share of construction in total innovation expenditures

West 1988 to 1990

East and West since 1991

annual

annual

Wording of question

<p>1988 to 2012</p> <p><b>II./III. Innovation expenditures in year 19WW/20WW*</b></p> <p>Our innovation expenditures are composed of (estimates are sufficient)</p> <p>construction _____ %</p>	<p>Further information</p> <p>*"19WW/20WW" denotes the year under review</p>																																																																																																																	
<p>Time span of variable</p>																																																																																																																		
<table border="1"> <tr> <td>1982</td><td>1983</td><td>1984</td><td>1985</td><td>1986</td><td>1987</td><td>1988</td><td>1989</td><td>1990</td><td>1991</td><td>1992</td><td>1993</td><td>1994</td><td>1995</td><td>1996</td><td>1997</td> </tr> <tr> <td></td><td></td><td></td><td></td><td></td><td></td><td style="background-color: #003366; color: white;">WEST</td><td></td><td></td><td colspan="7" style="background-color: #003366; color: white;">EAST and WEST</td><td></td> </tr> <tr> <td>1998</td><td>1999</td><td>2000</td><td>2001</td><td>2002</td><td>2003</td><td>2004</td><td>2005</td><td>2006</td><td>2007</td><td>2008</td><td>2009</td><td>2010</td><td>2011</td><td>2012</td><td>2013</td> </tr> <tr> <td colspan="16" style="background-color: #003366; color: white;">EAST and WEST</td> </tr> <tr> <td>2014</td><td>2015</td><td>2016</td><td>2017</td><td>2018</td><td>2019</td><td>2020</td><td>2021</td><td>2022</td><td>2023</td><td>2024</td><td>2025</td><td>2026</td><td>2027</td><td>2028</td><td>2029</td> </tr> <tr> <td colspan="2" style="background-color: #003366; color: white;">EAST</td><td></td><td></td><td></td><td></td><td></td><td></td><td></td><td></td><td></td><td></td><td></td><td></td><td></td><td></td> </tr> <tr> <td colspan="2" style="background-color: #003366; color: white;">WEST</td><td></td><td></td><td></td><td></td><td></td><td></td><td></td><td></td><td></td><td></td><td></td><td></td><td></td><td></td> </tr> </table>	1982	1983	1984	1985	1986	1987	1988	1989	1990	1991	1992	1993	1994	1995	1996	1997							WEST			EAST and WEST								1998	1999	2000	2001	2002	2003	2004	2005	2006	2007	2008	2009	2010	2011	2012	2013	EAST and WEST																2014	2015	2016	2017	2018	2019	2020	2021	2022	2023	2024	2025	2026	2027	2028	2029	EAST																WEST																
1982	1983	1984	1985	1986	1987	1988	1989	1990	1991	1992	1993	1994	1995	1996	1997																																																																																																			
						WEST			EAST and WEST																																																																																																									
1998	1999	2000	2001	2002	2003	2004	2005	2006	2007	2008	2009	2010	2011	2012	2013																																																																																																			
EAST and WEST																																																																																																																		
2014	2015	2016	2017	2018	2019	2020	2021	2022	2023	2024	2025	2026	2027	2028	2029																																																																																																			
EAST																																																																																																																		
WEST																																																																																																																		

No.	Name	Label	Survey period	Survey frequency
-----	------	-------	---------------	------------------

3.3.3.6) aw4

share of product design in total innovation expenditures

West 1988 to 1990

East and West since 1991

annual

annual

Wording of question

<p>1988 to 2012</p> <p><b>II./III. Innovation expenditures in year 19WW/20WW*</b></p> <p>Our innovation expenditures are composed of (estimates are sufficient)</p> <p>product design _____ %</p>	<p>Further information</p> <p>*"19WW/20WW" denotes the year under review</p>																																																																																																																	
<p>Time span of variable</p>																																																																																																																		
<table border="1"> <tr> <td>1982</td><td>1983</td><td>1984</td><td>1985</td><td>1986</td><td>1987</td><td>1988</td><td>1989</td><td>1990</td><td>1991</td><td>1992</td><td>1993</td><td>1994</td><td>1995</td><td>1996</td><td>1997</td> </tr> <tr> <td></td><td></td><td></td><td></td><td></td><td></td><td style="background-color: #003366; color: white;">WEST</td><td></td><td></td><td colspan="7" style="background-color: #003366; color: white;">EAST and WEST</td><td></td> </tr> <tr> <td>1998</td><td>1999</td><td>2000</td><td>2001</td><td>2002</td><td>2003</td><td>2004</td><td>2005</td><td>2006</td><td>2007</td><td>2008</td><td>2009</td><td>2010</td><td>2011</td><td>2012</td><td>2013</td> </tr> <tr> <td colspan="16" style="background-color: #003366; color: white;">EAST and WEST</td> </tr> <tr> <td>2014</td><td>2015</td><td>2016</td><td>2017</td><td>2018</td><td>2019</td><td>2020</td><td>2021</td><td>2022</td><td>2023</td><td>2024</td><td>2025</td><td>2026</td><td>2027</td><td>2028</td><td>2029</td> </tr> <tr> <td colspan="2" style="background-color: #003366; color: white;">EAST</td><td></td><td></td><td></td><td></td><td></td><td></td><td></td><td></td><td></td><td></td><td></td><td></td><td></td><td></td> </tr> <tr> <td colspan="2" style="background-color: #003366; color: white;">WEST</td><td></td><td></td><td></td><td></td><td></td><td></td><td></td><td></td><td></td><td></td><td></td><td></td><td></td><td></td> </tr> </table>	1982	1983	1984	1985	1986	1987	1988	1989	1990	1991	1992	1993	1994	1995	1996	1997							WEST			EAST and WEST								1998	1999	2000	2001	2002	2003	2004	2005	2006	2007	2008	2009	2010	2011	2012	2013	EAST and WEST																2014	2015	2016	2017	2018	2019	2020	2021	2022	2023	2024	2025	2026	2027	2028	2029	EAST																WEST																
1982	1983	1984	1985	1986	1987	1988	1989	1990	1991	1992	1993	1994	1995	1996	1997																																																																																																			
						WEST			EAST and WEST																																																																																																									
1998	1999	2000	2001	2002	2003	2004	2005	2006	2007	2008	2009	2010	2011	2012	2013																																																																																																			
EAST and WEST																																																																																																																		
2014	2015	2016	2017	2018	2019	2020	2021	2022	2023	2024	2025	2026	2027	2028	2029																																																																																																			
EAST																																																																																																																		
WEST																																																																																																																		

No.	Name	Label	Survey period	Survey frequency
-----	------	-------	---------------	------------------

3.3.3.7) aw3\_4

share of construction & product design in total innovation expenditure

West 1982 to 1987

annual

Wording of question

<p>1982 to 1987</p> <p><b>III. Innovation expenditures in year 19WW*</b></p> <p>Our innovation expenditures are composed of (estimates are sufficient)</p> <p>construction, Design _____ %</p>	<p>Further information</p> <p>*"19WW" denotes the year under review</p>																																																
<p>Time span of variable</p> <table border="1"> <tr><td>1982</td><td>1983</td><td>1984</td><td>1985</td><td>1986</td><td>1987</td><td>1988</td><td>1989</td><td>1990</td><td>1991</td><td>1992</td><td>1993</td><td>1994</td><td>1995</td><td>1996</td><td>1997</td></tr> <tr><td colspan="6">WEST</td><td></td><td></td><td></td><td></td><td></td><td></td><td></td><td></td><td></td><td></td></tr> <tr><td>1998</td><td>1999</td><td>2000</td><td>2001</td><td>2002</td><td>2003</td><td>2004</td><td>2005</td><td>2006</td><td>2007</td><td>2008</td><td>2009</td><td>2010</td><td>2011</td><td>2012</td><td>2013</td></tr> </table>		1982	1983	1984	1985	1986	1987	1988	1989	1990	1991	1992	1993	1994	1995	1996	1997	WEST																1998	1999	2000	2001	2002	2003	2004	2005	2006	2007	2008	2009	2010	2011	2012	2013
1982	1983	1984	1985	1986	1987	1988	1989	1990	1991	1992	1993	1994	1995	1996	1997																																		
WEST																																																	
1998	1999	2000	2001	2002	2003	2004	2005	2006	2007	2008	2009	2010	2011	2012	2013																																		

No.	Name	Label	Survey period	Survey frequency
-----	------	-------	---------------	------------------

3.3.3.8) aw5

share of patents, licenses, registered designs in total innovation expenditures

West 1982 to 1990

annual

East and West since 1991

annual

Wording of question

<p>1982 to 2012</p> <p><b>II./III. Innovation expenditures in year 19WW/20WW*</b></p> <p>Our innovation expenditures are composed of (estimates are sufficient)</p> <p>Patents, licenses, registered designs _____ %</p>	<p>Further information</p> <p>*"19WW/20WW" denotes the year under review</p>																																																																																																
<p>Time span of variable</p> <table border="1"> <tr><td>1982</td><td>1983</td><td>1984</td><td>1985</td><td>1986</td><td>1987</td><td>1988</td><td>1989</td><td>1990</td><td>1991</td><td>1992</td><td>1993</td><td>1994</td><td>1995</td><td>1996</td><td>1997</td></tr> <tr><td colspan="9">WEST</td><td colspan="7">EAST and WEST</td></tr> <tr><td>1998</td><td>1999</td><td>2000</td><td>2001</td><td>2002</td><td>2003</td><td>2004</td><td>2005</td><td>2006</td><td>2007</td><td>2008</td><td>2009</td><td>2010</td><td>2011</td><td>2012</td><td>2013</td></tr> <tr><td colspan="16">EAST and WEST</td></tr> <tr><td>2014</td><td>2015</td><td>2016</td><td>2017</td><td>2018</td><td>2019</td><td>2020</td><td>2021</td><td>2022</td><td>2023</td><td>2024</td><td>2025</td><td>2026</td><td>2027</td><td>2028</td><td>2029</td></tr> <tr><td colspan="2">EAST</td><td colspan="2">WEST</td><td colspan="12"></td></tr> </table>		1982	1983	1984	1985	1986	1987	1988	1989	1990	1991	1992	1993	1994	1995	1996	1997	WEST									EAST and WEST							1998	1999	2000	2001	2002	2003	2004	2005	2006	2007	2008	2009	2010	2011	2012	2013	EAST and WEST																2014	2015	2016	2017	2018	2019	2020	2021	2022	2023	2024	2025	2026	2027	2028	2029	EAST		WEST													
1982	1983	1984	1985	1986	1987	1988	1989	1990	1991	1992	1993	1994	1995	1996	1997																																																																																		
WEST									EAST and WEST																																																																																								
1998	1999	2000	2001	2002	2003	2004	2005	2006	2007	2008	2009	2010	2011	2012	2013																																																																																		
EAST and WEST																																																																																																	
2014	2015	2016	2017	2018	2019	2020	2021	2022	2023	2024	2025	2026	2027	2028	2029																																																																																		
EAST		WEST																																																																																															

No.	Name	Label	Survey period	Survey frequency
-----	------	-------	---------------	------------------

3.3.3.9) aw6

share of investment expenditures for production preparation in total innovation expenditure

West 1982 to 1990

annual

East and West since 1991

annual

Wording of question

<p>1982 to 2004</p> <p><b>II./III. Innovation expenditures in year 19WW/20WW*</b></p> <p>Our innovation expenditures are composed of (estimates are sufficient)</p> <p>production preparation for product innovations - Investment expenditures _____ %</p>	<p>Further information</p> <p>*"19WW/20WW" denotes the year under review</p>																																																																																																
<p>2005 to 2012</p> <p><b>III. Innovation expenditures in year 20WW*</b></p> <p>Our innovation expenditures are composed of (estimates are sufficient)</p> <p>Investment expenditures for production preparation for product innovations _____ %</p>																																																																																																	
<p>Time span of variable</p> <table border="1"> <tr><td>1982</td><td>1983</td><td>1984</td><td>1985</td><td>1986</td><td>1987</td><td>1988</td><td>1989</td><td>1990</td><td>1991</td><td>1992</td><td>1993</td><td>1994</td><td>1995</td><td>1996</td><td>1997</td></tr> <tr><td colspan="9">WEST</td><td colspan="7">EAST and WEST</td></tr> <tr><td>1998</td><td>1999</td><td>2000</td><td>2001</td><td>2002</td><td>2003</td><td>2004</td><td>2005</td><td>2006</td><td>2007</td><td>2008</td><td>2009</td><td>2010</td><td>2011</td><td>2012</td><td>2013</td></tr> <tr><td colspan="16">EAST and WEST</td></tr> <tr><td colspan="16">Seite 89</td></tr> <tr><td>2014</td><td>2015</td><td>2016</td><td>2017</td><td>2018</td><td>2019</td><td>2020</td><td>2021</td><td>2022</td><td>2023</td><td>2024</td><td>2025</td><td>2026</td><td>2027</td><td>2028</td><td>2029</td></tr> </table>		1982	1983	1984	1985	1986	1987	1988	1989	1990	1991	1992	1993	1994	1995	1996	1997	WEST									EAST and WEST							1998	1999	2000	2001	2002	2003	2004	2005	2006	2007	2008	2009	2010	2011	2012	2013	EAST and WEST																Seite 89																2014	2015	2016	2017	2018	2019	2020	2021	2022	2023	2024	2025	2026	2027	2028	2029
1982	1983	1984	1985	1986	1987	1988	1989	1990	1991	1992	1993	1994	1995	1996	1997																																																																																		
WEST									EAST and WEST																																																																																								
1998	1999	2000	2001	2002	2003	2004	2005	2006	2007	2008	2009	2010	2011	2012	2013																																																																																		
EAST and WEST																																																																																																	
Seite 89																																																																																																	
2014	2015	2016	2017	2018	2019	2020	2021	2022	2023	2024	2025	2026	2027	2028	2029																																																																																		



No.	Name	Label	Survey period	Survey frequency
-----	------	-------	---------------	------------------

3.3.3.10) **aw7**

share of other expenditures for production preparation in total innovation expenditures

West 1982 to 1990  
East and West since 1991

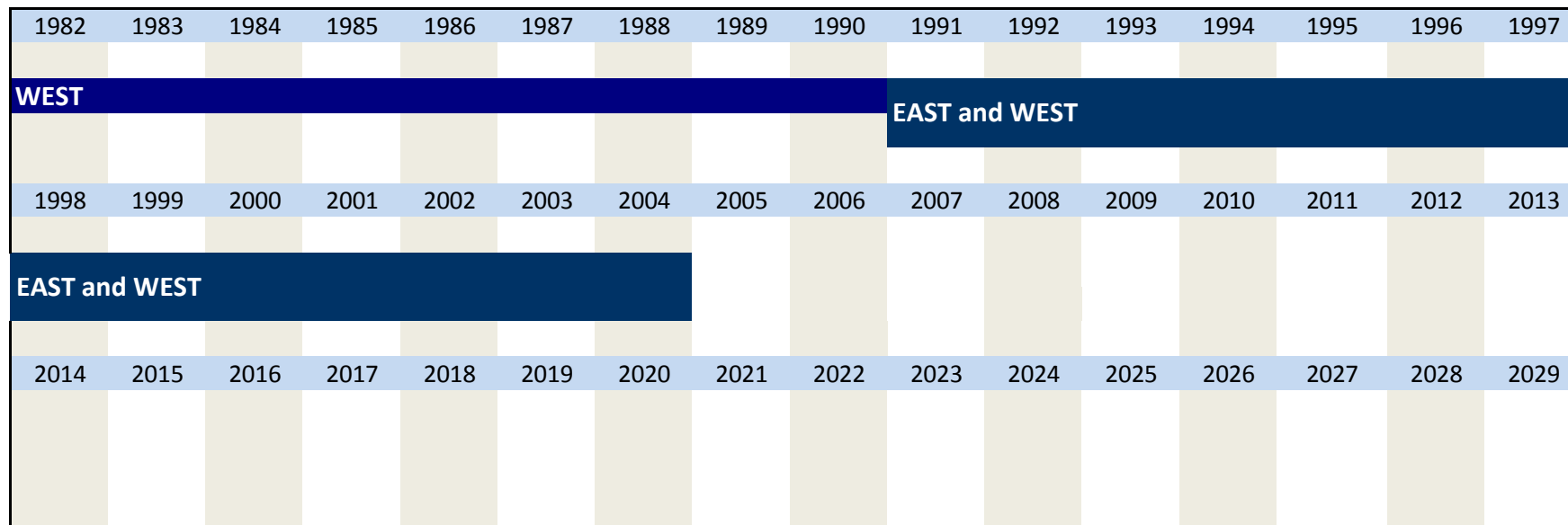
annual  
annual

**Wording of question**

1982 to 2004  
**II./III. Innovation expenditures in year 19WW/20WW\***  
Our innovation expenditures are composed of (estimates are sufficient)  
  
production preparations for product innovations  
- other expenditures \_\_\_\_\_ %

**Further information**  
\*"19WW/20WW" denotes the year under review

**Time span of variable**



No.	Name	Label	Survey period	Survey frequency
-----	------	-------	---------------	------------------

3.3.3.11) **aw8**

share of distribution preparation in total innovation expenditures

West 1982 to 1990  
East and West since 1991

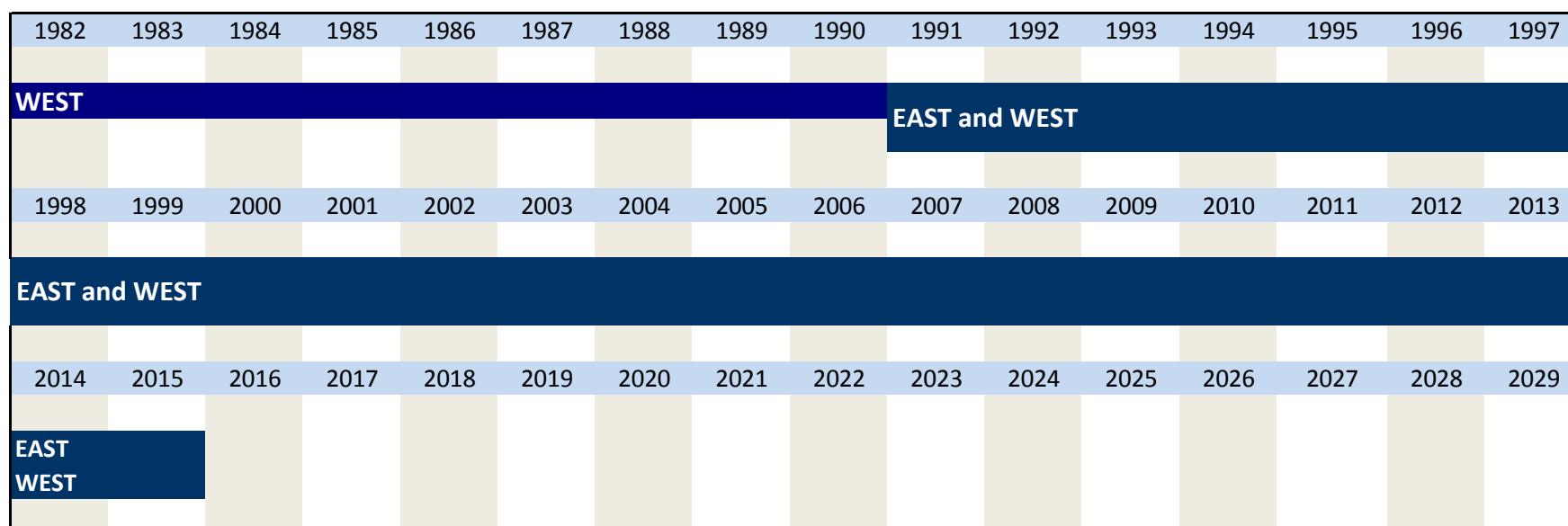
annual  
annual

**Wording of question**

1982 to 2012  
**II./III. Innovation expenditures in year 19WW/20WW\***  
Our innovation expenditures are composed of (estimates are sufficient)  
  
distribution preparation \_\_\_\_\_ %

**Further information**  
\*"19WW/20WW" denotes the year under review

**Time span of variable**



No.	Name	Label	Survey period	Survey frequency
-----	------	-------	---------------	------------------

3.3.3.12) **aw9**

share of process innovations in production in total innovation expenditure

West 1982 to 1990  
East and West 1991 to 2004


annual  
annual


**Wording of question**

1982 to 2004  
**II./III. Innovation expenditures in year 19WW/20WW\***  
Our innovation expenditures are composed of (estimates are sufficient)  
  
process innovation (incl. rationalisation)  
- for production \_\_\_\_\_ %

**Further information**  
\*"19WW/20WW" denotes the year under review  
  
since 2005 the variable is combined with aw10 to aw9\_10

**Time span of variable**





No.	Name	Label	Survey period	Survey frequency
-----	------	-------	---------------	------------------

3.3.3.13) **aw10**

share of process innovations in administration in total innovation expenditure  
(incl. rationalisation)

West 1982 to 1990  
East and West 1991 to 2004

annual  
annual


**Wording of question**

1982 to 2004  
**II./III. Innovation expenditures in year 19WW/20WW\***  
Our innovation expenditures are composed of (estimates are sufficient)

process innovation (incl. rationalisation)  
- in administration \_\_\_\_\_ %

**Further information**  
\*"19WW/20WW" denotes the year under review  
**since 2005 the variable is combined with aw9 to aw9\_10**

**Time span of variable**



No.	Name	Label	Survey period	Survey frequency
-----	------	-------	---------------	------------------

3.3.3.14) **aw9\_10**

share of process innovations in production & administration in total innovation expenditures

East and West since 2005

annual


**Wording of question**

ab 2005  
**II./III. Innovation expenditures in year 20WW\***  
Our innovation expenditures are composed of (estimates are sufficient)

process innovation (incl. rationalisation)  
in production and administration \_\_\_\_\_ %

**Further information**  
\*"19WW" denotes the year under review  
**\* before 2005 the variable was inquired separately aw9 and aw10**

**Time span of variable**



**3.3.4 Total innovation expenditures**

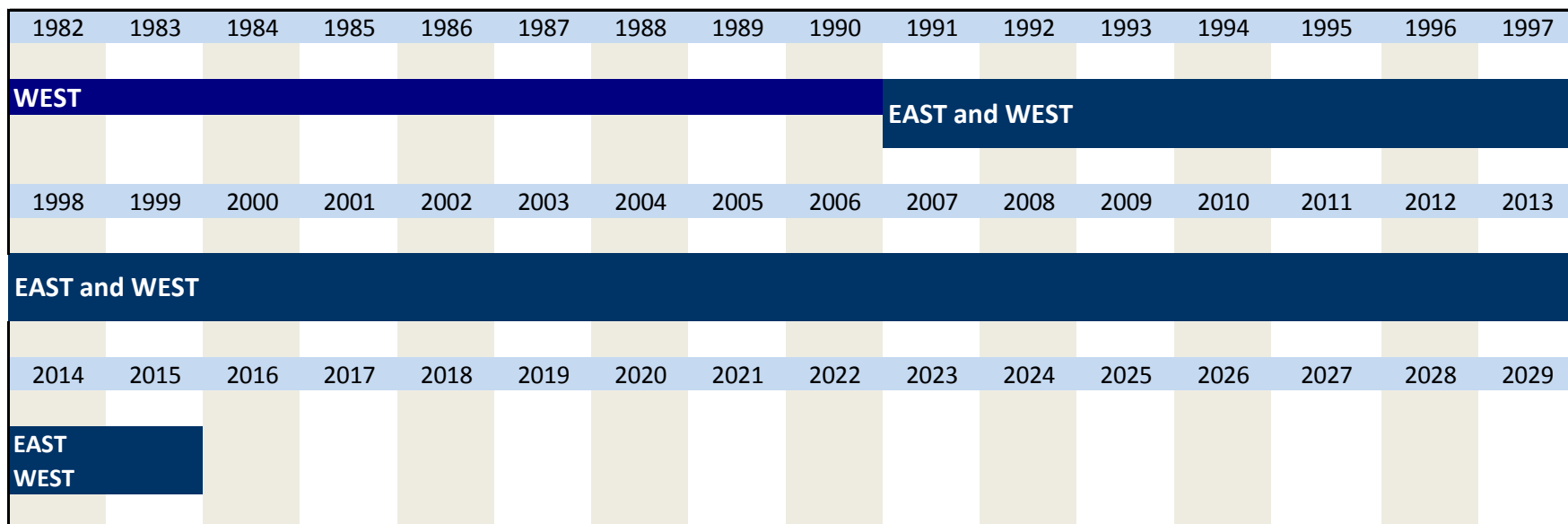
No.	Name	Label	Survey period	Survey frequency
-----	------	-------	---------------	------------------

3.3.4.1) **awb1** total innovation expenditures with regard to product line West 1982 to 1990 annual  
East and West since 1991 annual

**Wording of question**

<p>1982 to 1988 <b>Only for weighting purposes</b> Our Innovation expenditures accounted for (approximately) _____ (1000 DM)</p> <p>1989 to 2012 <b>II./III. Innovation expenditures in year 19WW/20WW*</b> In 19WW/20WW* our innovation expenditures accounted for _____ in 1000 DM / Euro** with regard to above mentioned product line _____</p>	<p><b>Further information</b> **"19WW/20WW" denotes the year under review **Currency see variable 1.8) waehr</p>
---	--

**Time span of variable**



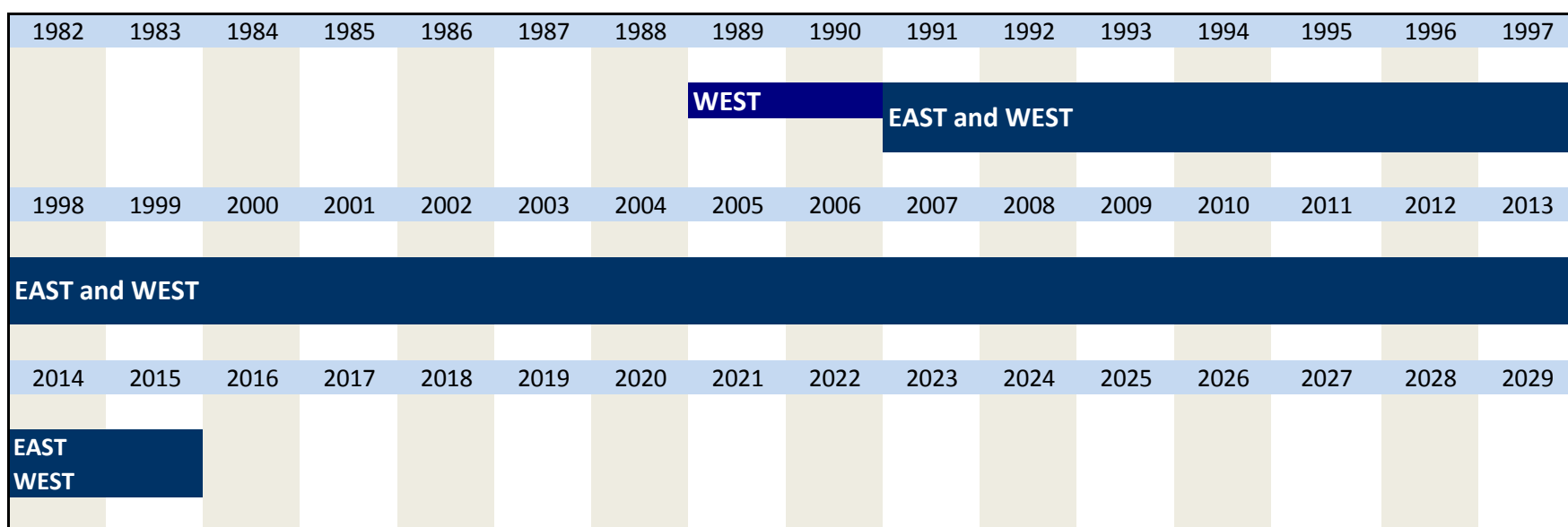
No.	Name	Label	Survey period	Survey frequency
-----	------	-------	---------------	------------------

3.3.4.2) **awb2** share of total innovation expenditures in total revenue West 1989 to 1990 annual  
East and West since 1991 annual

**Wording of question**

<p>1989 to 2012 <b>II./III. Innovation expenditures in year 19WW/20WW*</b> In 19WW/20WW* our innovation expenditures accounted for _____ in % of revenue with regard to above mentioned product line _____</p>	<p><b>Further information</b> **"19WW/20WW" denotes the year under review</p>
--	---

**Time span of variable**



No.	Name	Label	Survey period	Survey frequency
-----	------	-------	---------------	------------------

3.3.4.3) awb3

total innovation expenditures of the company

West 1989 to 1990  
East and West since 1991

annual  
annual

Wording of question

<p>1989 to 2012</p> <p><b>II./III. Innovation expenditures in year 19WW/20WW*</b></p> <p>In 19WW/20WW* our innovation expenditures accounted for _____ in 1000 DM / Euro**</p> <p>In case your company encompasses several product lines: _____</p> <p>for the entire company _____</p>	<p>Further information</p> <p>**"19WW/20WW" denotes the year under review</p> <p>**Currency see variable 1.8) waehr</p>
---	---

Time span of variable

1982	1983	1984	1985	1986	1987	1988	1989	1990	1991	1992	1993	1994	1995	1996	1997
							WEST		EAST and WEST						
1998	1999	2000	2001	2002	2003	2004	2005	2006	2007	2008	2009	2010	2011	2012	2013
EAST and WEST															
2014	2015	2016	2017	2018	2019	2020	2021	2022	2023	2024	2025	2026	2027	2028	2029
EAST															
WEST															

No.	Name	Label	Survey period	Survey frequency
-----	------	-------	---------------	------------------

3.3.4.4) awb4

share of innovation expenditures in total revenue of the whole company

West 1982 to 1990  
East and West since 1991

annual  
annual

Wording of question

<p>1982 to 1988</p> <p><b>Only for weighting purposes</b></p> <p>In case your company encompasses several product lines; please answer following question: The share of total innovation expenditures in total revenue of the whole company (without sales tax) (sum of all plants) was in 19WW* ca. _____ %</p>	<p>Further information</p> <p>**"19WW/20WW" denotes the year under review</p>
<p>1989 to 2012</p> <p><b>II./III. Innovation expenditures in year 19WW/20WW*</b></p> <p>In 19WW/20WW* our innovation expenditures accounted for _____ in % of revenue</p> <p>In case your company encompasses several product lines: _____</p> <p>for the entire company _____</p>	

Time span of variable

1982	1983	1984	1985	1986	1987	1988	1989	1990	1991	1992	1993	1994	1995	1996	1997
							WEST		EAST and WEST						
1998	1999	2000	2001	2002	2003	2004	2005	2006	2007	2008	2009	2010	2011	2012	2013
EAST and WEST															
2014	2015	2016	2017	2018	2019	2020	2021	2022	2023	2024	2025	2026	2027	2028	2029
EAST															
WEST															

3.4 Impulse for innovation



No.	Name	Label	Survey period	Survey frequency
-----	------	-------	---------------	------------------

3.4.1 **imp1**

impulse for innovation by R&D (internal)

West 1982 to 1990

irregular

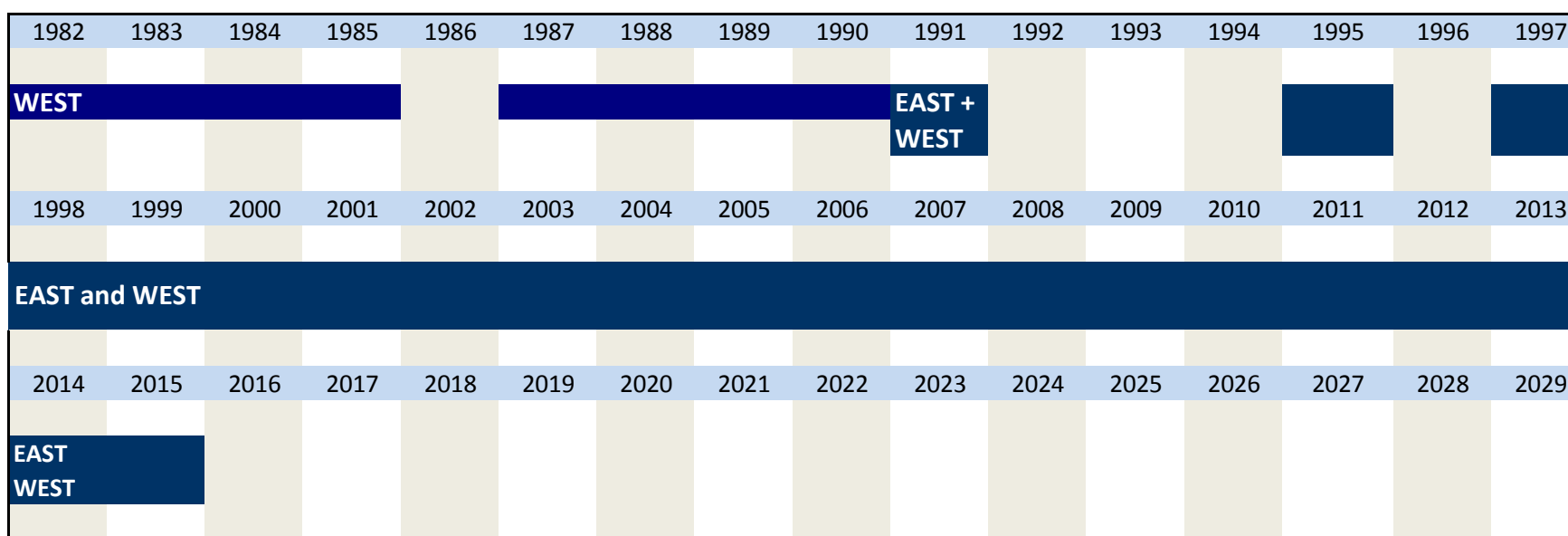
East and West since 1991

irregular

**Wording of question**

1982 to 1990	Further information
<b>IV. Impulses for innovations</b> The fundamental impulses for the innovations implemented in 19WW* primarily arise from: <b>internal</b>	**"19WW/20WW" denotes the year under review  ** 1991 [1] = not important [2] = important [3] = very important  *** 1995 to 2008 [0] / [ ] = no importance or no specification [1] = less important [2] = important [3] = very important [4] = This box was only ticked off in the questionnaire  **** fundamental impulses = important [2]
research and development <input type="text"/> [2]****	
<b>1991 to 2004</b> <b>IV. Impulses for innovations</b> The impulses for innovations implemented in 19WW/20WW arise from: <b>internal</b>	
research and development <input type="text"/> ** / ***	
<b>Ab 2005</b> <b>V. Impulses for innovations</b> Impulses for innovations arise from: <b>internal</b>	
research and development <input type="text"/> ***	

**Time span of variable**



No.	Name	Label	Survey period	Survey frequency
-----	------	-------	---------------	------------------

3.4.2 **imp2**

impulse for innovation by production & materials logistics (internal)

West 1982 to 1990

irregular


East and West since 1991

irregular

**Wording of question**

1982 to 1990	Further information
<b>IV. Impulses for innovations</b> The fundamental impulses for the innovations implemented in 19WW* primarily arise from: <b>internal</b>	**"19WW/20WW" denotes the year under review  ** 1991 [1] = not important [2] = important [3] = very important  *** 1995 to 2008 [0] / [ ] = no importance or no specification [1] = less important [2] = important [3] = very important [4] = This box was only ticked off in the questionnaire  **** fundamental impulses = important [2]
production & materials logistics <input type="text"/> [2]****	
<b>1991 to 2004</b> <b>IV. Impulses for innovations</b> The impulses for innovations implemented in 19WW/20WW arise from: <b>internal</b>	
production & materials logistics <input type="text"/> ** / ***	
<b>Ab 2005</b> <b>V. Impulses for innovations</b> Impulses for innovations arise from: <b>internal</b>	
production & materials logistics <input type="text"/> ***	

**Time span of variable**



No.	Name	Label	Survey period	Survey frequency
-----	------	-------	---------------	------------------

3.4.3) imp3

impulse for innovation by marketing & product support (internal)

West 1982 to 1990

irregular

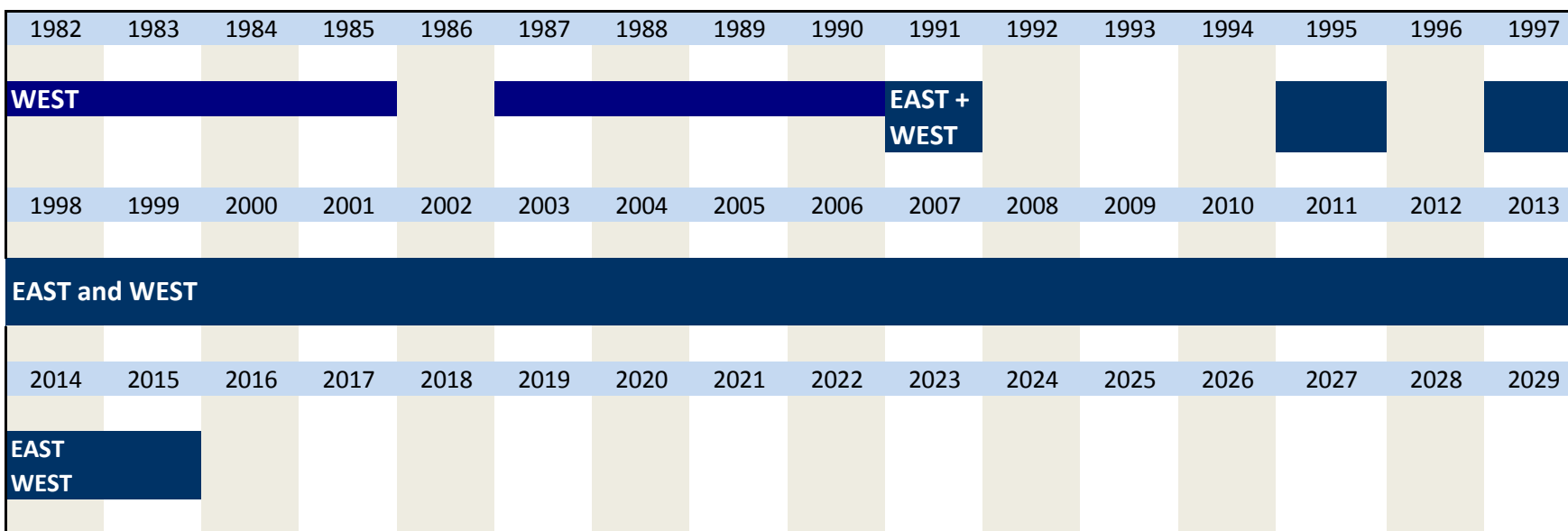
East and West since 1991

irregular

Wording of question

<p>1982 to 1990 <b>IV. Impulses for innovations</b> The fundamental impulses for the innovations implemented in 19WW* primarily arise from: <b>internal</b></p> <p style="text-align: right;">marketing &amp; product support <input type="text"/> [2]****</p>	<p><b>Further information</b></p> <p>*"19WW/20WW" denotes the year under review</p> <p>** 1991 [1] = not important [2] = important [3] = very important</p> <p>*** 1995 to 2008 [0] / [ ] = no importance or no specification [1] = less important [2] = important [3] = very important [4] = This box was only ticked off in the questionnaire</p> <p>**** fundamental impulses = important [2]</p>
<p>1991 to 2004 <b>IV. Impulses for innovations</b> The impulses for innovations implemented in 19WW/20WW arise from: <b>internal</b></p> <p style="text-align: right;">marketing &amp; product support <input type="text"/> ** / ***</p>	
<p>Ab 2005 <b>V. Impulses for innovations</b> Impulses for innovations arise from: <b>internal</b></p> <p style="text-align: right;">marketing &amp; product support <input type="text"/> ***</p>	

Time span of variable



No.	Name	Label	Survey period	Survey frequency
-----	------	-------	---------------	------------------

3.4.4) imp4

impulse for innovation by company suggestion system (internal)

West 1982 to 1990

irregular

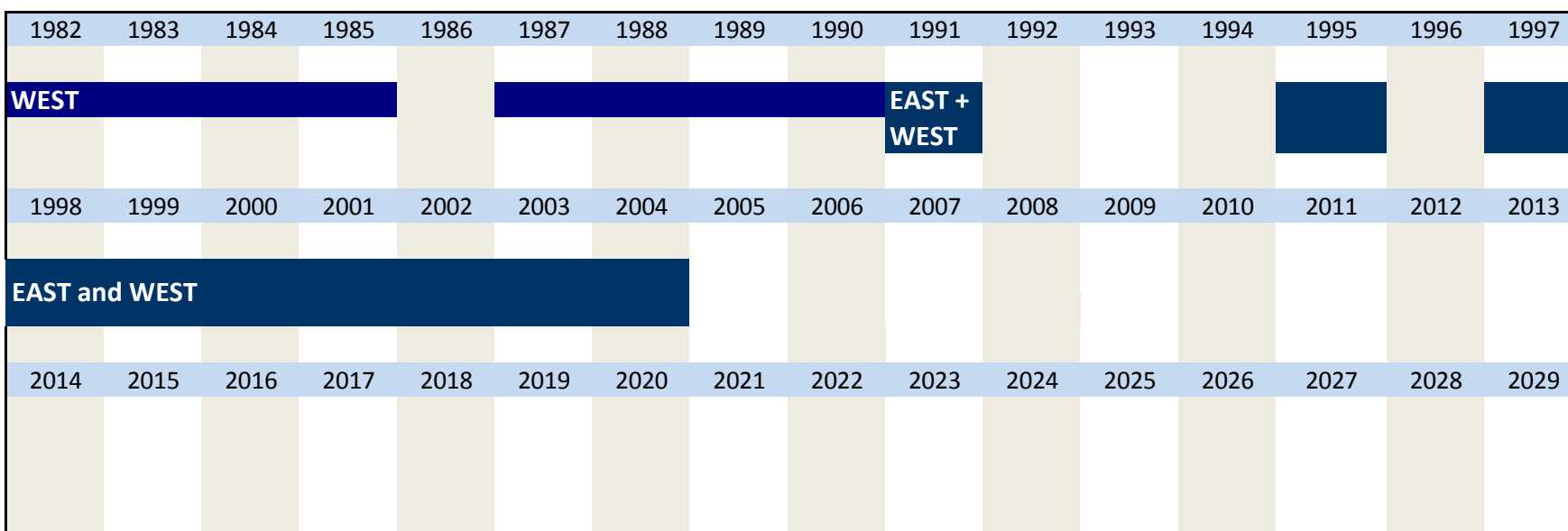
East and West 1991 to 2004

irregular

Wording of question

<p>1982 to 1990 <b>IV. Impulses for innovations</b> The fundamental impulses for the innovations implemented in 19WW* primarily arise from: <b>internal</b></p> <p style="text-align: right;">company suggestion system <input type="text"/> [2]****</p>	<p><b>Further information</b></p> <p>*"19WW/20WW" denotes the year under review</p> <p>** 1991 [1] = not important [2] = important [3] = very important</p> <p>*** 1995 to 2004 [0] / [ ] = no importance or no specification [1] = less important [2] = important [3] = very important [4] = This box was only ticked off in the questionnaire</p> <p>**** fundamental impulses = important [2]</p>
<p>1991 to 2004 <b>V. Impulses for innovations</b> The impulses for innovations implemented in 19WW/20WW arise from: <b>internal</b></p> <p style="text-align: right;">company suggestion system <input type="text"/> ** / ***</p>	

Time span of variable



No.	Name	Label	Survey period	Survey frequency
-----	------	-------	---------------	------------------

3.4.5) imp5

impulse for innovation by company management (internal)

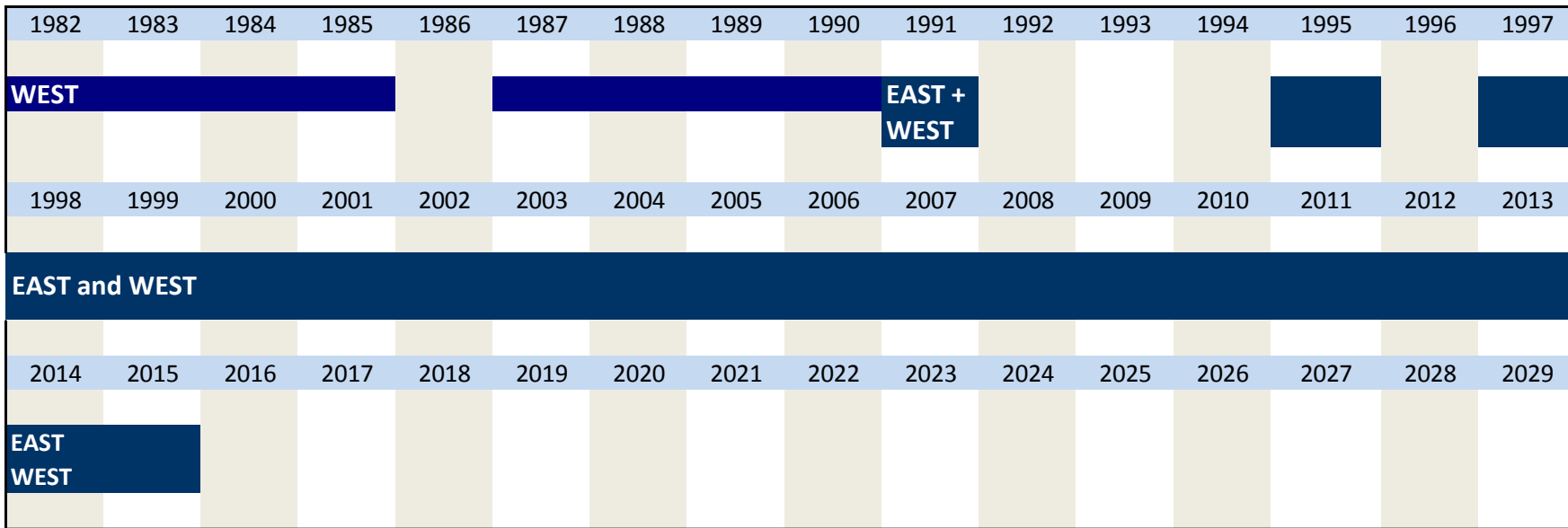
West 1982 to 1990  
East and West since 1991

irregular  
irregular

Wording of question

<p>1982 to 1990 <b>IV. Impulses for innovations</b> The fundamental impulses for the innovations implemented in 19WW* primarily arise from: <b>internal</b></p> <p style="text-align: right;">company management <input type="text"/> [2]****</p>	<p><b>Further information</b></p> <p>*"19WW/20WW" denotes the year under review</p> <p>** 1991 [1] = not important [2] = important [3] = very important</p> <p>*** 1995 to 2008 [0] / [ ] = no importance or no specification [1] = less important [2] = important [3] = very important [4] = This box was only ticked off in the questionnaire</p> <p>**** fundamental impulses = important [2]</p>
<p>1991 to 2004 <b>IV. Impulses for innovations</b> The impulses for innovations implemented in 19WW/20WW arise from: <b>internal</b></p> <p style="text-align: right;">company management <input type="text"/> ** / ***</p>	
<p>Ab 2005 <b>V. Impulses for innovations</b> Impulses for innovations arise from: <b>internal</b></p> <p style="text-align: right;">company management <input type="text"/> ***</p>	

Time span of variable



No.	Name	Label	Survey period	Survey frequency
-----	------	-------	---------------	------------------

3.4.6) imp6

impulse for innovation by joint company (external)

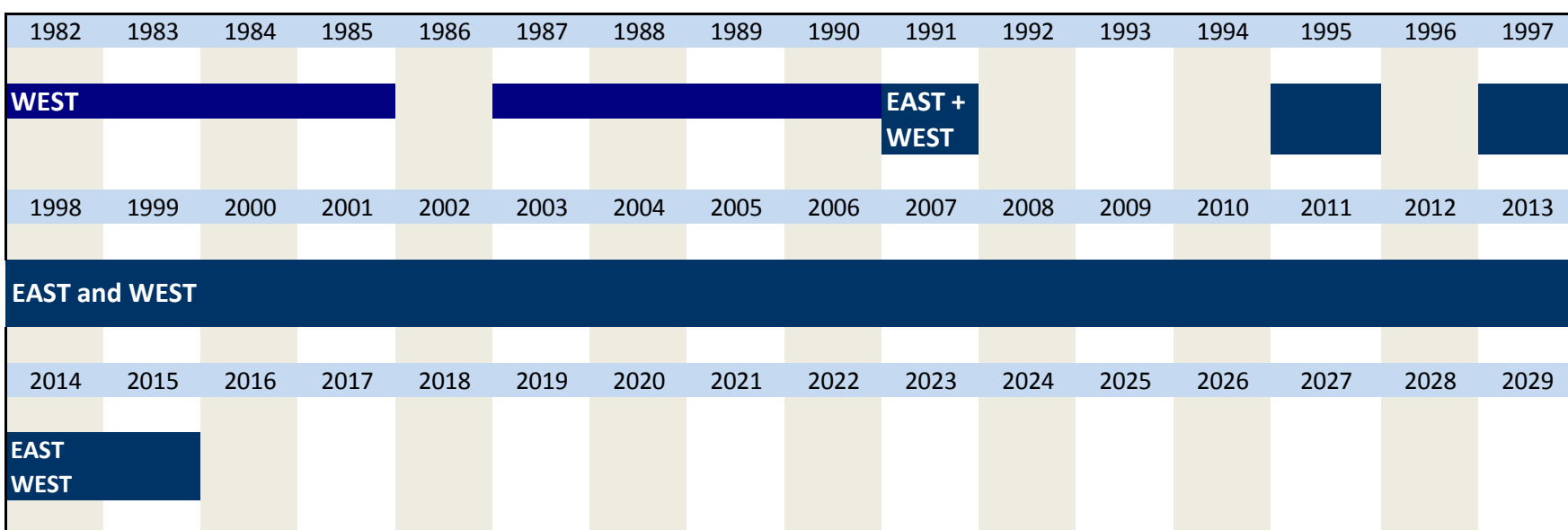
West 1982 to 1990  
East and West since 1991

irregular  
irregular

Wording of question

<p>1982 to 1990 <b>IV. Impulses for innovations</b> The fundamental impulses for the innovations implemented in 19WW* primarily arise from: <b>external</b></p> <p style="text-align: right;">joint company <input type="text"/> [2]****</p>	<p><b>Further information</b></p> <p>*"19WW/20WW" denotes the year under review</p> <p>** 1991 [1] = not important [2] = important [3] = very important</p> <p>*** 1995 to 2008 [0] / [ ] = no importance or no specification [1] = less important [2] = important [3] = very important [4] = This box was only ticked off in the questionnaire</p> <p>**** fundamental impulses = important [2]</p>
<p>1991 to 2004 <b>IV. Impulses for innovations</b> The impulses for innovations implemented in 19WW/20WW arise from: <b>external</b></p> <p style="text-align: right;">joint company <input type="text"/> ** / ***</p>	
<p>Ab 2005 <b>V. Impulses for innovations</b> Impulses for innovations arise from: <b>external</b></p> <p style="text-align: right;">joint company <input type="text"/> ***</p>	

Time span of variable



No.	Name	Label	Survey period	Survey frequency
-----	------	-------	---------------	------------------

3.4.7) imp7

impulse for innovation by competitors (external)

West 1982 to 1990

irregular

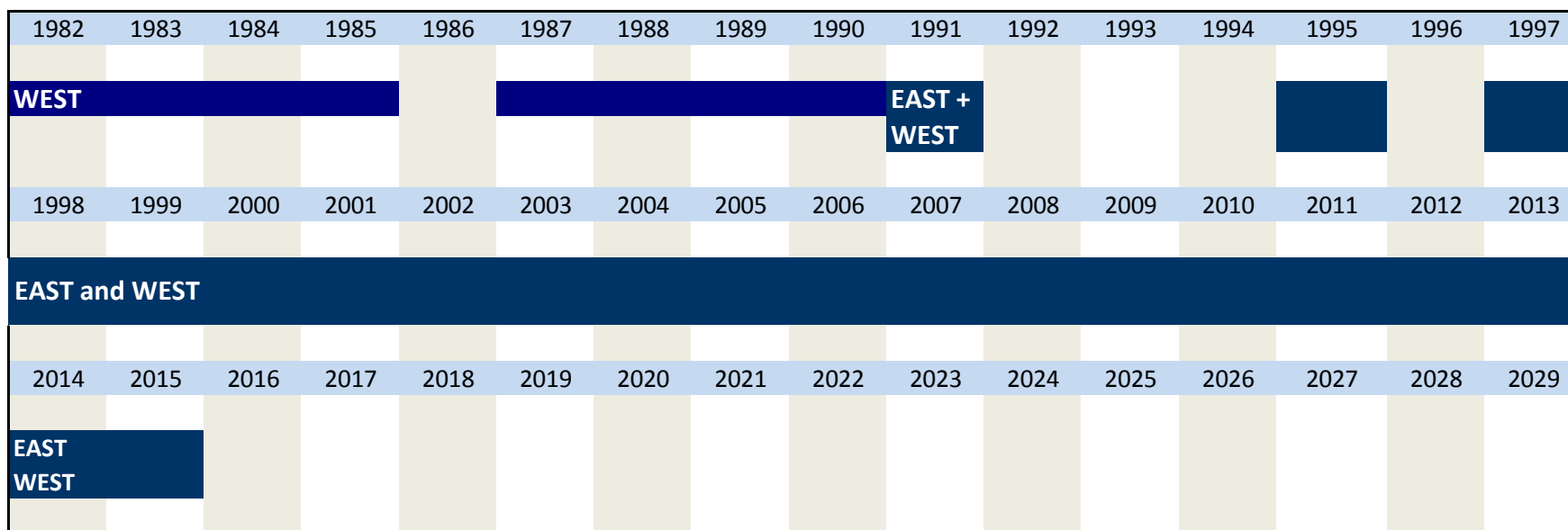
East and West since 1991

irregular

Wording of question

<p>1982 to 1990</p> <p><b>IV. Impulses for innovations</b></p> <p>The fundamental impulses for the innovations implemented in 19WW* primarily arise from:</p> <p><b>external</b></p> <p style="text-align: right;">competitors <input type="text"/> [2]****</p>	<p><b>Further information</b></p> <p>*"19WW/20WW" denotes the year under review</p> <p>** 1991</p> <p>[1] = not important</p> <p>[2] = important</p> <p>[3] = very important</p> <p>*** 1995 to 2008</p> <p>[0] / [ ] = no importance or no specification</p> <p>[1] = less important</p> <p>[2] = important</p> <p>[3] = very important</p> <p>[4] = This box was only ticked off in the questionnaire</p> <p>**** fundamental impulses = important [2]</p>
<p>1991 to 2004</p> <p><b>IV. Impulses for innovations</b></p> <p>The impulses for innovations implemented in 19WW/20WW arise from:</p> <p><b>external</b></p> <p style="text-align: right;">competitors <input type="text"/> ** / ***</p>	
<p>Ab 2005</p> <p><b>V. Impulses for innovations</b></p> <p>Impulses for innovations arise from:</p> <p><b>external</b></p> <p style="text-align: right;">competitors <input type="text"/> ***</p>	

Time span of variable



No.	Name	Label	Survey period	Survey frequency
-----	------	-------	---------------	------------------

3.4.8) imp8

impulse for innovation by suppliers (external)

West 1982 to 1990

irregular

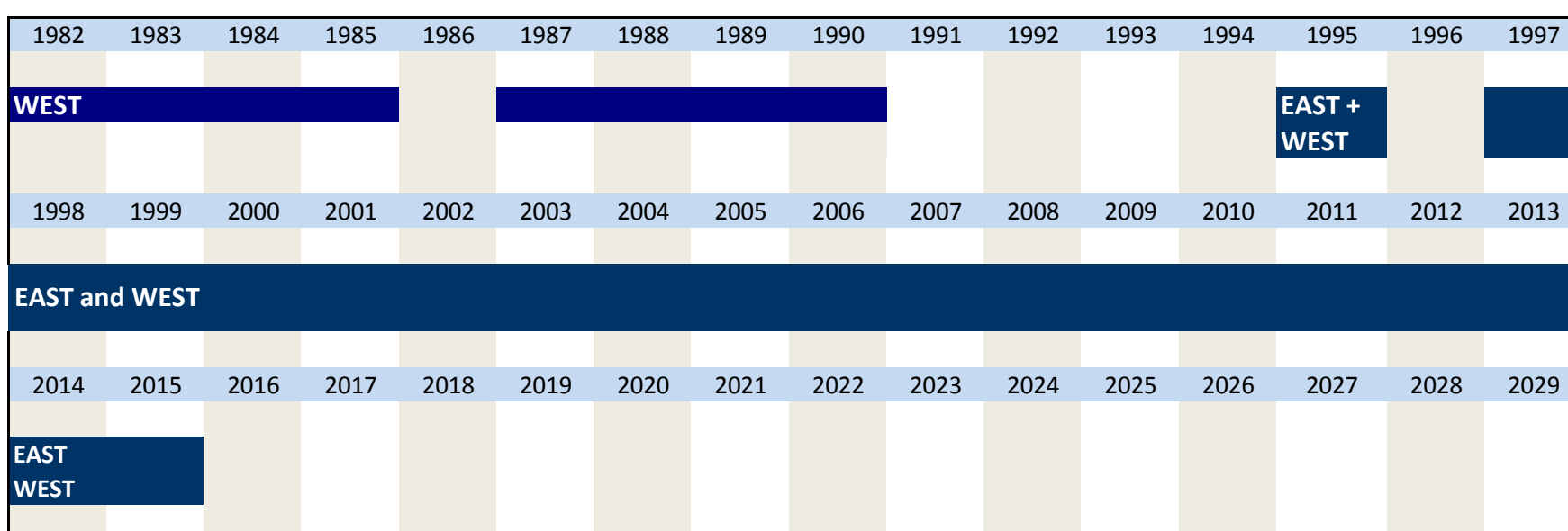
East and West since 1995

irregular

Wording of question

<p>1982 to 1990</p> <p><b>IV. Impulses for innovations</b></p> <p>The fundamental impulses for the innovations implemented in 19WW* primarily arise from:</p> <p><b>external</b></p> <p style="text-align: right;">suppliers <input type="text"/> [2]****</p>	<p><b>Further information</b></p> <p>*"19WW/20WW" denotes the year under review</p> <p>** 1991</p> <p>[1] = not important</p> <p>[2] = important</p> <p>[3] = very important</p> <p>*** 1995 to 2008</p> <p>[0] / [ ] = no importance or no specification</p> <p>[1] = less important</p> <p>[2] = important</p> <p>[3] = very important</p> <p>[4] = This box was only ticked off in the questionnaire</p> <p>**** fundamental impulses = important [2]</p>
<p>1995 to 2004</p> <p><b>IV. Impulses for innovations</b></p> <p>The impulses for innovations implemented in 19WW/20WW arise from:</p> <p><b>external</b></p> <p style="text-align: right;">suppliers <input type="text"/> ** / ***</p>	
<p>Ab 2005</p> <p><b>V. Impulses for innovations</b></p> <p>Impulses for innovations arise from:</p> <p><b>external</b></p> <p style="text-align: right;">suppliers <input type="text"/> ***</p>	

Time span of variable



No.	Name	Label	Survey period	Survey frequency
-----	------	-------	---------------	------------------

3.4.9) **imp9**

impulse for innovation by customers (external)

West 1982 to 1990

irregular

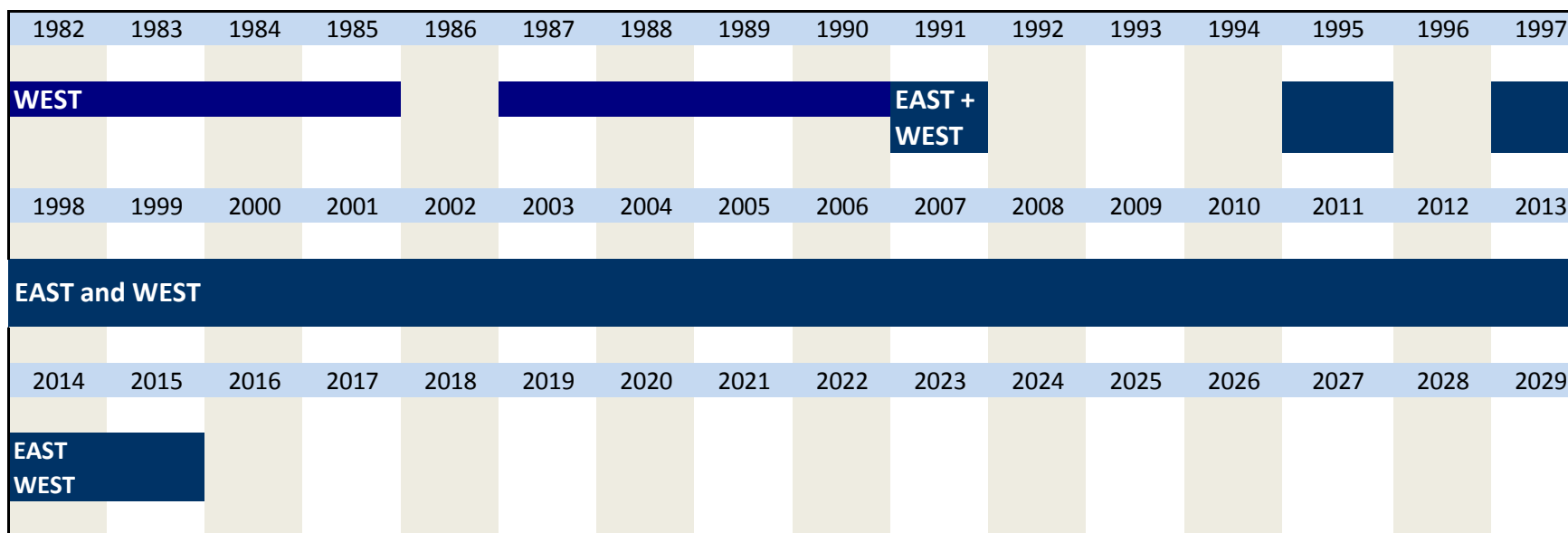
East and West since 1991

irregular

**Wording of question**

<p>1982 to 1990 <b>IV. Impulses for innovations</b> The fundamental impulses for the innovations implemented in 19WW* primarily arise from: <b>external</b></p> <p style="text-align: right;">customers <input type="text"/> [2]****</p>	<p><b>Further information</b></p> <p>*"19WW/20WW" denotes the year under review</p> <p>** 1991 [1] = not important [2] = important [3] = very important</p> <p>*** 1995 to 2008 [0] / [ ] = no importance or no specification [1] = less important [2] = important [3] = very important [4] = This box was only ticked off in the questionnaire</p> <p>**** <b>fundamental impulses = important [2]</b></p>
<p>1991 to 2004 <b>IV. Impulses for innovations</b> The impulses for innovations implemented in 19WW/20WW arise from: <b>external</b></p> <p style="text-align: right;">customers <input type="text"/> ** / ***</p>	
<p>Ab 2005 <b>V. Impulses for innovations</b> Impulses for innovations arise from: <b>external</b></p> <p style="text-align: right;">customers <input type="text"/> ***</p>	

**Time span of variable**



No.	Name	Label	Survey period	Survey frequency
-----	------	-------	---------------	------------------

3.4.10) **imp10**

impulse for innovation by specialist literature (external)

West 1982 to 1990

irregular


East and West 1991 to 2004

irregular

**Wording of question**

<p>1982 to 1990 <b>IV. Impulses for innovations</b> The fundamental impulses for the innovations implemented in 19WW* primarily arise from: <b>external</b></p> <p style="text-align: right;">specialist literature <input type="text"/> [2]****</p>	<p><b>Further information</b></p> <p>*"19WW/20WW" denotes the year under review</p> <p>** 1991 [1] = not important [2] = important [3] = very important</p> <p>*** 1995 to 2004 [0] / [ ] = no importance or no specification [1] = less important [2] = important [3] = very important [4] = This box was only ticked off in the questionnaire</p> <p>**** <b>fundamental impulses = important [2]</b></p> <p>collectively inquired with imp13 in imp10_13 after 2005</p>
<p>1991 to 2004 <b>IV. Impulses for innovations</b> The impulses for innovations implemented in 19WW/20WW arise from: <b>external</b></p> <p style="text-align: right;">specialist literature <input type="text"/> ** / ***</p>	

**Time span of variable**



No.	Name	Label	Survey period	Survey frequency
-----	------	-------	---------------	------------------

3.4.11) **imp11**

impulse for innovation by sciences (external)

West 1982 to 1990

irregular

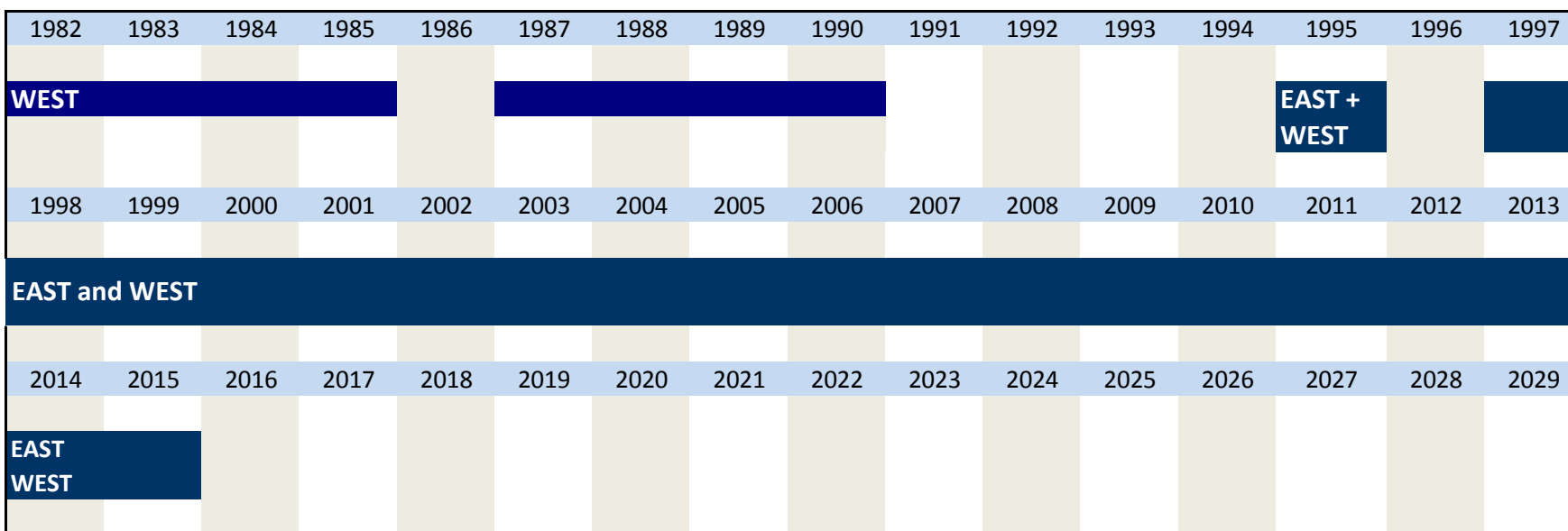
East and West since 1991

irregular

**Wording of question**

<p>1982 to 1990 <b>IV. Impulses for innovations</b> The fundamental impulses for the innovations implemented in 19WW* primarily arise from: <b>external</b></p> <p style="text-align: right;">sciences <input type="text"/> [2]****</p>	<p><b>Further information</b></p> <p>*"19WW/20WW" denotes the year under review</p> <p>** 1991 [1] = not important [2] = important [3] = very important</p> <p>*** 1995 to 2008 [0] / [ ] = no importance or no specification [1] = less important [2] = important [3] = very important [4] = This box was only ticked off in the questionnaire</p> <p>**** <b>fundamental impulses = important [2]</b></p>
<p>1995 to 2004 <b>IV. Impulses for innovations</b> The impulses for innovations implemented in 19WW/20WW arise from: <b>external</b></p> <p style="text-align: right;">sciences <input type="text"/> ** / ***</p>	
<p>Ab 2005 <b>V. Impulses for innovations</b> Impulses for innovations arise from: <b>external</b></p> <p style="text-align: right;">Universities, research institutes <input type="text"/> ***</p>	

**Time span of variable**



No.	Name	Label	Survey period	Survey frequency
-----	------	-------	---------------	------------------

3.4.12) **imp12**

impulse for innovation by technology transfer centers (external)

West 1989 to 1990

irregular

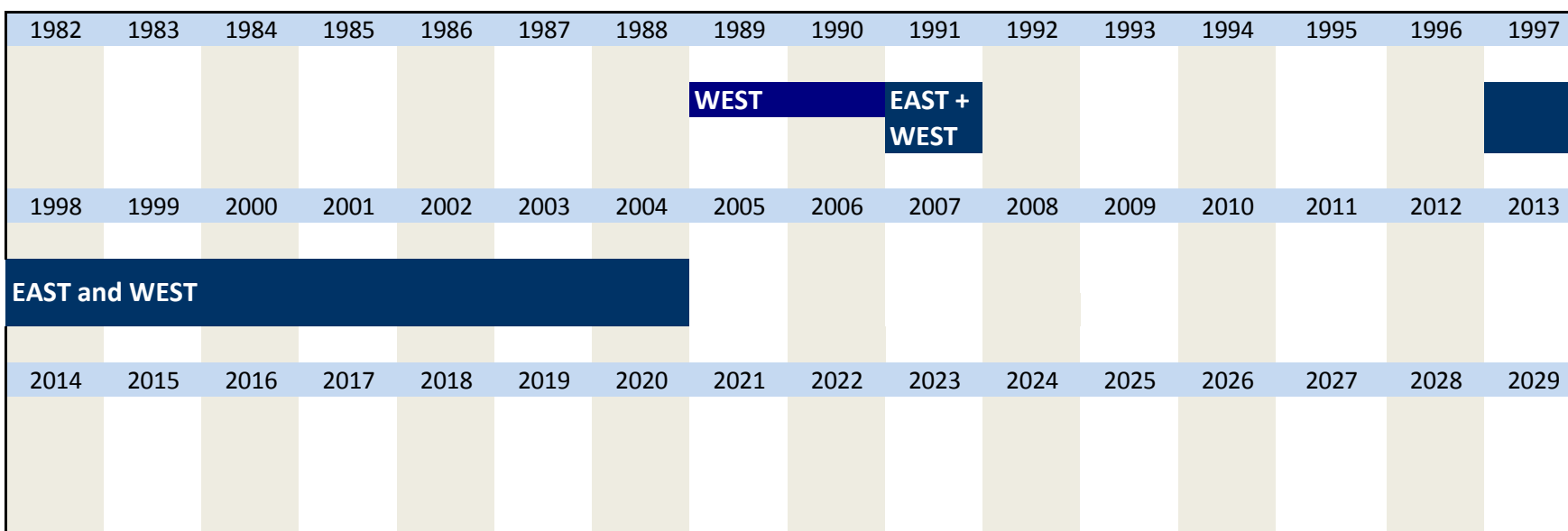
East and West 1991 to 2004

irregular

**Wording of question**

<p>1989 to 1990 <b>IV. Impulses for innovations</b> The fundamental impulses for the innovations implemented in 19WW* primarily arise from: <b>external</b></p> <p style="text-align: right;">technology transfer centers <input type="text"/> [2]****</p>	<p><b>Further information</b></p> <p>*"19WW/20WW" denotes the year under review</p> <p>** 1991 [1] = not important [2] = important [3] = very important</p> <p>*** 1995 to 2004 [0] / [ ] = no importance or no specification [1] = less important [2] = important [3] = very important [4] = This box was only ticked off in the questionnaire</p> <p>**** <b>fundamental impulses = important [2]</b></p>
<p>1991 to 2004 <b>IV. Impulses for innovations</b> The impulses for innovations implemented in 19WW/20WW arise from: <b>external</b></p> <p style="text-align: right;">technology transfer centers <input type="text"/> ** / ***</p>	

**Time span of variable**



No.	Name	Label	Survey period	Survey frequency
-----	------	-------	---------------	------------------

3.4.13) **imp13**

impulse for innovation by patent specifications (external)

West 1982 to 1990

irregular

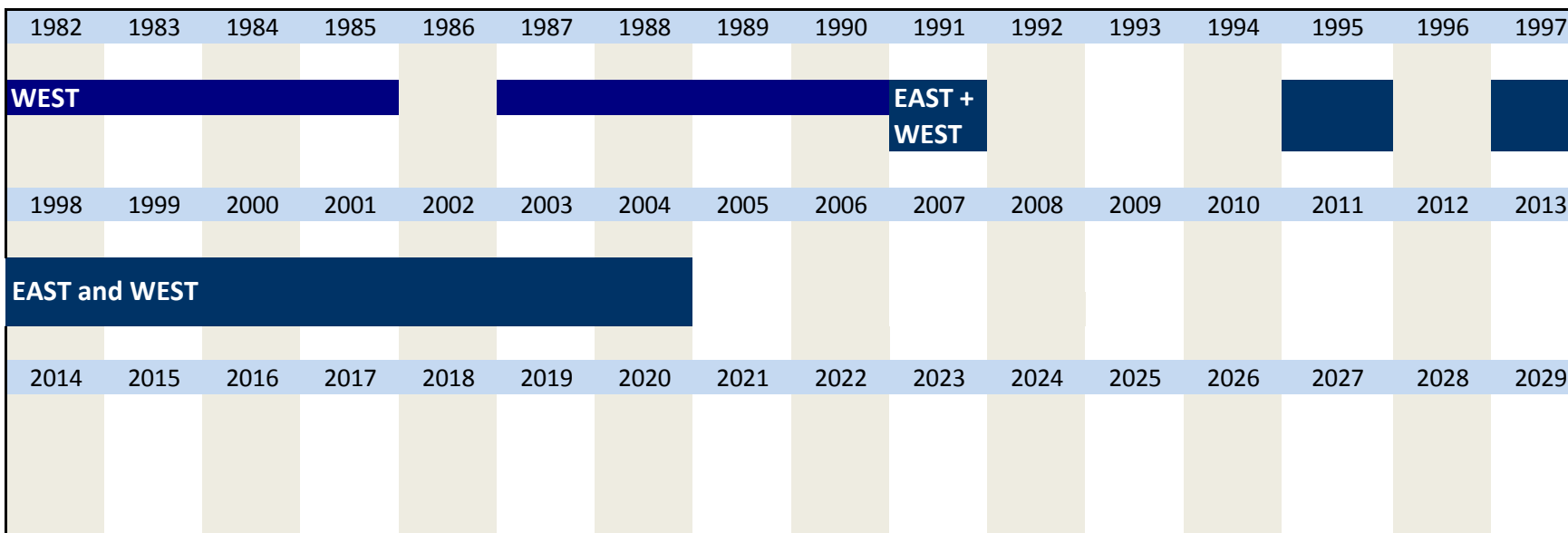
East and West 1991 to 2004

irregular

**Wording of question**

<p>1982 to 1990  <b>IV. Impulses for innovations</b>                  The fundamental impulses for the innovations implemented in 19WW* primarily arise from:  <b>external</b></p>	<p>patent specifications <input type="checkbox"/> [2]****</p>	<p><b>Further information</b></p> <p>*"19WW/20WW" denotes the year under review</p> <p>** 1991                  [1] = not important                  [2] = important                  [3] = very important</p> <p>*** 1995 to 2004                  [0] / [ ] = no importance or no specification                  [1] = less important                  [2] = important                  [3] = very important                  [4] = This box was only ticked off in the questionnaire</p> <p>**** fundamental impulses = important [2]                  collectively inquired with imp10 in imp10_13 after 2005</p>
<p>1991 to 2004  <b>V. Impulses for innovations</b>                  The impulses for innovations implemented in 19WW/20WW arise from:  <b>external</b></p>	<p>patent specifications <input type="checkbox"/> ** / ***</p>	

**Time span of variable**



No.	Name	Label	Survey period	Survey frequency
-----	------	-------	---------------	------------------

3.4.14) **imp10\_13**

impulse for innov. by specialist literature & patent specifications (external)

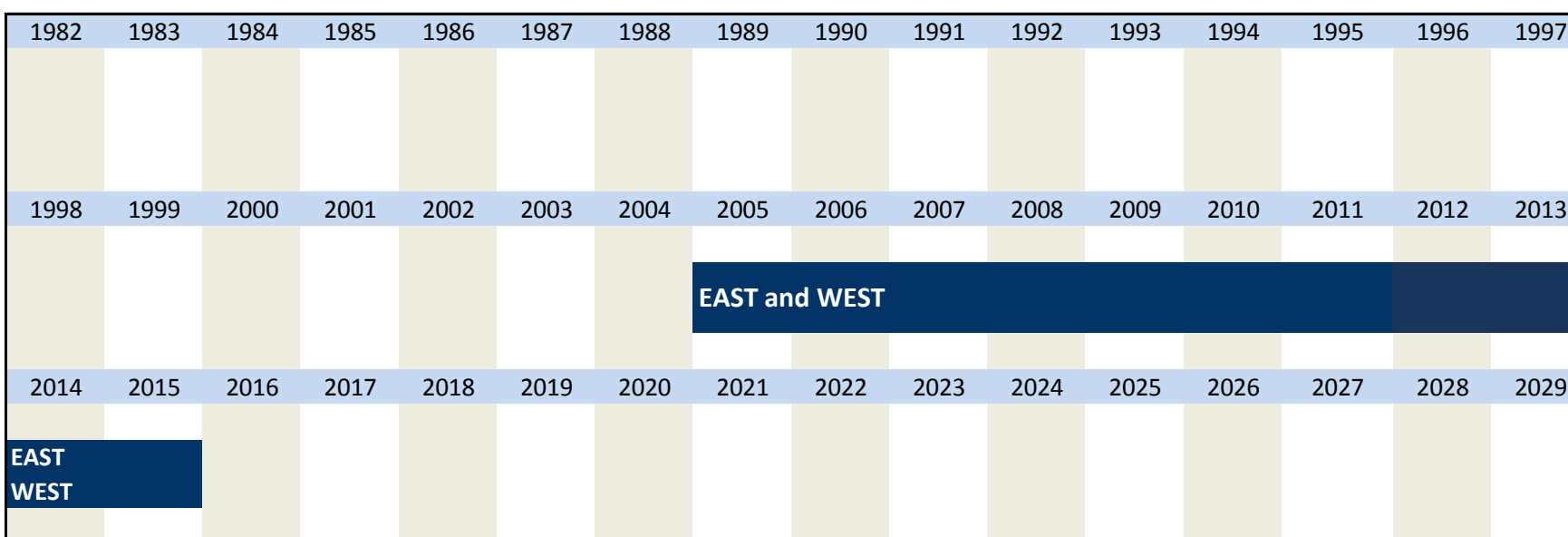
East and West since 2005

irregular

**Wording of question**

<p>ab 2005  <b>IV. Impulses for innovations</b>                  Impulses for innovations arise from:  <b>external</b></p>	<p>specialist literature &amp; patent specifications <input type="checkbox"/> *</p>	<p><b>Further information</b></p> <p>* characteristics in the dataset                  [0] / [ ] = no importance or no specification                  [1] = less important                  [2] = important                  [3] = very important                  [4] = This box was only ticked off in the questionnaire</p> <p>before 2005: individual inquiry of specialist literature and patent specifications: see imp10 and imp13</p>
--	---	---

**Time span of variable**



No.	Name	Label	Survey period	Survey frequency
-----	------	-------	---------------	------------------

3.4.15) imp14

impulse for innovation by exhibitions (external)

West 1982 to 1990

irregular

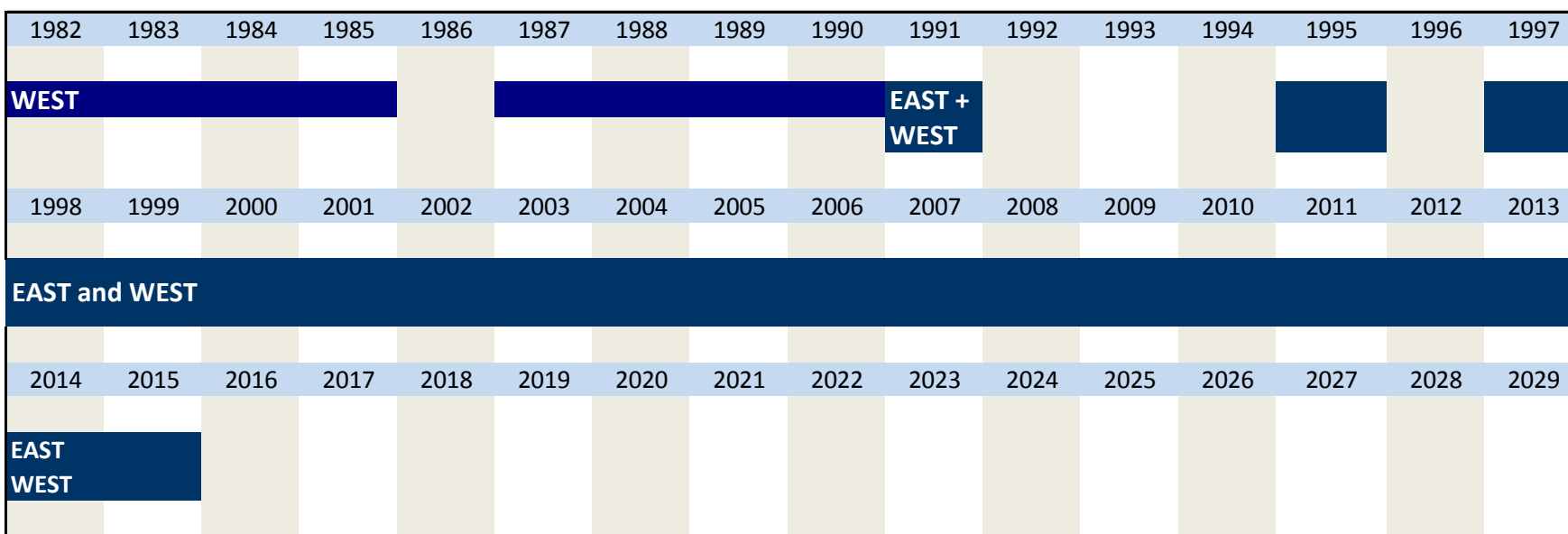
East and West since 1991

irregular

Wording of question

Year	Question	Response	Further information
1982 to 1990	<b>IV. Impulses for innovations</b> The fundamental impulses for the innovations implemented in 19WW* primarily arise from: <b>external</b>	exhibitions, congresses, etc. <input type="checkbox"/> [2]****	** 1991 [1] = not important [2] = important [3] = very important  *** 1995 to 2008 [0] / [ ] = no importance or no specification [1] = less important [2] = important [3] = very important [4] = This box was only ticked off in the questionnaire  **** fundamental impulses = important [2]
1991	<b>IV. Impulses for innovations</b> The impulses for the innovations implemented in 19WW* arise from: <b>external</b>	exhibitions, congresses, etc. <input type="checkbox"/> ** / ***	
1995 to 2004	<b>IV. Impulses for innovations</b> The impulses for innovations implemented in 19WW/20WW arise from: <b>external</b>	exhibitions, congresses, etc. <input type="checkbox"/> ** / ***	
Ab 2005	<b>IV. Impulses for innovations</b> Impulses for innovations arise from: <b>external</b>	exhibitions, congresses, etc. <input type="checkbox"/> ** / ***	

Time span of variable



No.	Name	Label	Survey period	Survey frequency
-----	------	-------	---------------	------------------

3.4.16) imp15

impulse for innovation by legislation (external)

West 1982 to 1990

irregular

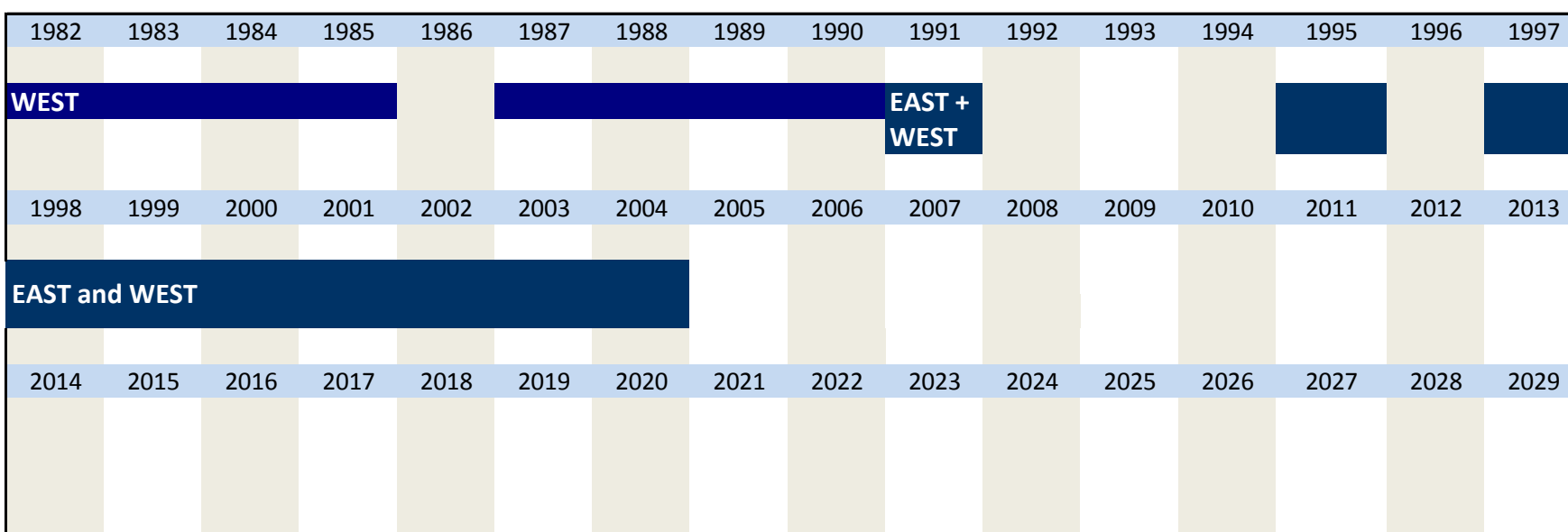
East and West 1991 to 2004

irregular

Wording of question

Year	Question	Response	Further information
1982 to 1990	<b>IV. Impulses for innovations</b> The fundamental impulses for the innovations implemented in 19WW* primarily arise from: <b>external</b>	legislation <input type="checkbox"/> [2]****	** 1991 [1] = not important [2] = important [3] = very important  *** 1995 to 2004 [0] / [ ] = no importance or no specification [1] = less important [2] = important [3] = very important [4] = This box was only ticked off in the questionnaire  **** fundamental impulses = important [2]
1991 to 2004	<b>IV. Impulses for innovations</b> The impulses for innovations implemented in 19WW/20WW arise from: <b>external</b>	legislation <input type="checkbox"/> ** / ***	

Time span of variable



No.	Name	Label	Survey period	Survey frequency
-----	------	-------	---------------	------------------



3.4.17) **imp16**

impulse for innovation by national R&D support programme (external)

West 1982 to 1990

irregular

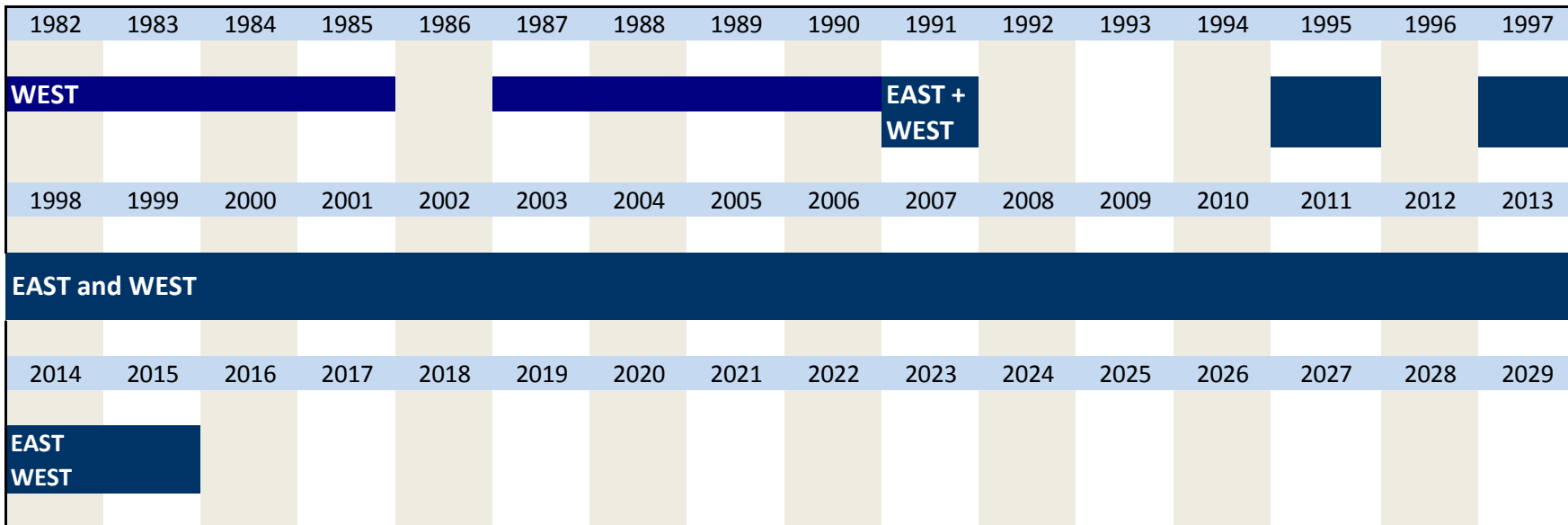
East and West since 1991

irregular

**Wording of question**

<p>1982 to 1990  <b>IV. Impulses for innovations</b>                  The fundamental impulses for the innovations implemented in 19WW* primarily arise from:  <b>external</b></p> <p style="text-align: right;">national R&amp;D support programme <input type="text"/> [2]****</p>	<p><b>Further information</b></p> <p>**"19WW/20WW" denotes the year under review</p> <p>** 1991                  [1] = not important                  [2] = important                  [3] = very important</p> <p>*** 1995 to 2008                  [0] / [ ] = no importance or no specification                  [1] = less important                  [2] = important                  [3] = very important                  [4] = This box was only ticked off in the questionnaire</p> <p>**** <b>fundamental impulses = important [2]</b></p>
<p>1991 to 2004  <b>IV. Impulses for innovations</b>                  The impulses for innovations implemented in 19WW/20WW arise from:  <b>external</b></p> <p style="text-align: right;">national R&amp;D support programme <input type="text"/> ** / ***</p>	
<p>Ab 2005  <b>V. Impulses for innovations</b>                  Impulses for innovations arise from:  <b>external</b></p> <p style="text-align: right;">national R&amp;D support programme <input type="text"/> ***</p>	

**Time span of variable**



No.	Name	Label	Survey period	Survey frequency
-----	------	-------	---------------	------------------

3.4.18) **imp17**

impulse for innovation by intermediate producers (external)

East and West 1991

once

**Wording of question**

<p>1991  <b>IV. Impulses for innovations</b>                  The impulses for the innovations implemented in 1991 arise from:  <b>external</b></p> <p style="text-align: right;">intermediate producers <input type="text"/> *</p>	<p><b>Further information</b></p> <p>* characteristics in the dataset                  [ ] = no importance or no specification                  [1] = not important / less important                  [2] = important                  [3] = very important</p>
<p>1991</p>	
<p><b>Time span of variable</b></p> <p>The chart shows a single survey period for 'EAST + WEST' in the year 1991.</p>	

No.	Name	Label	Survey period	Survey frequency
-----	------	-------	---------------	------------------

Wording of question

1991 <b>IV. Impulses for innovations</b> The impulses for the innovations implemented in 1991 arise from: <b>external</b> producer of investment goods <input type="text"/> *	<b>Further information</b> * characteristics in the dataset [ ] = no importance or no specification [1] = not important / less important [2] = important [3] = very important																																																																
Time span of variable																																																																	
<table border="1" style="width: 100%; text-align: center;"> <tr> <td>1982</td><td>1983</td><td>1984</td><td>1985</td><td>1986</td><td>1987</td><td>1988</td><td>1989</td><td>1990</td><td>1991</td><td>1992</td><td>1993</td><td>1994</td><td>1995</td><td>1996</td><td>1997</td> </tr> <tr> <td style="background-color: #f2f2e6;"></td><td style="background-color: #f2f2e6;"></td><td style="background-color: #f2f2e6;"></td><td style="background-color: #f2f2e6;"></td><td style="background-color: #f2f2e6;"></td><td style="background-color: #f2f2e6;"></td><td style="background-color: #f2f2e6;"></td><td style="background-color: #f2f2e6;"></td><td style="background-color: #f2f2e6;"></td><td style="background-color: #e6f2ff;"><b>EAST + WEST</b></td><td style="background-color: #f2f2e6;"></td><td style="background-color: #f2f2e6;"></td><td style="background-color: #f2f2e6;"></td><td style="background-color: #f2f2e6;"></td><td style="background-color: #f2f2e6;"></td><td style="background-color: #f2f2e6;"></td> </tr> <tr> <td>1998</td><td>1999</td><td>2000</td><td>2001</td><td>2002</td><td>2003</td><td>2004</td><td>2005</td><td>2006</td><td>2007</td><td>2008</td><td>2009</td><td>2010</td><td>2011</td><td>2012</td><td>2013</td> </tr> <tr> <td style="background-color: #f2f2e6;"></td><td style="background-color: #f2f2e6;"></td><td style="background-color: #f2f2e6;"></td><td style="background-color: #f2f2e6;"></td><td style="background-color: #f2f2e6;"></td><td style="background-color: #f2f2e6;"></td><td style="background-color: #f2f2e6;"></td><td style="background-color: #f2f2e6;"></td><td style="background-color: #f2f2e6;"></td><td style="background-color: #f2f2e6;"></td><td style="background-color: #f2f2e6;"></td><td style="background-color: #f2f2e6;"></td><td style="background-color: #f2f2e6;"></td><td style="background-color: #f2f2e6;"></td><td style="background-color: #f2f2e6;"></td><td style="background-color: #f2f2e6;"></td> </tr> </table>		1982	1983	1984	1985	1986	1987	1988	1989	1990	1991	1992	1993	1994	1995	1996	1997										<b>EAST + WEST</b>							1998	1999	2000	2001	2002	2003	2004	2005	2006	2007	2008	2009	2010	2011	2012	2013																
1982	1983	1984	1985	1986	1987	1988	1989	1990	1991	1992	1993	1994	1995	1996	1997																																																		
									<b>EAST + WEST</b>																																																								
1998	1999	2000	2001	2002	2003	2004	2005	2006	2007	2008	2009	2010	2011	2012	2013																																																		

No.	Name	Label	Survey period	Survey frequency
-----	------	-------	---------------	------------------

Wording of question

1991 <b>IV. Impulses for innovations</b> The impulses for the innovations implemented in 1991 arise from: <b>external</b> specialist congress <input type="text"/> *	<b>Further information</b> * characteristics in the dataset [ ] = no importance or no specification [1] = not important / less important [2] = important [3] = very important																																																																
Time span of variable																																																																	
<table border="1" style="width: 100%; text-align: center;"> <tr> <td>1982</td><td>1983</td><td>1984</td><td>1985</td><td>1986</td><td>1987</td><td>1988</td><td>1989</td><td>1990</td><td>1991</td><td>1992</td><td>1993</td><td>1994</td><td>1995</td><td>1996</td><td>1997</td> </tr> <tr> <td style="background-color: #f2f2e6;"></td><td style="background-color: #f2f2e6;"></td><td style="background-color: #f2f2e6;"></td><td style="background-color: #f2f2e6;"></td><td style="background-color: #f2f2e6;"></td><td style="background-color: #f2f2e6;"></td><td style="background-color: #f2f2e6;"></td><td style="background-color: #f2f2e6;"></td><td style="background-color: #f2f2e6;"></td><td style="background-color: #e6f2ff;"><b>EAST + WEST</b></td><td style="background-color: #f2f2e6;"></td><td style="background-color: #f2f2e6;"></td><td style="background-color: #f2f2e6;"></td><td style="background-color: #f2f2e6;"></td><td style="background-color: #f2f2e6;"></td><td style="background-color: #f2f2e6;"></td> </tr> <tr> <td>1998</td><td>1999</td><td>2000</td><td>2001</td><td>2002</td><td>2003</td><td>2004</td><td>2005</td><td>2006</td><td>2007</td><td>2008</td><td>2009</td><td>2010</td><td>2011</td><td>2012</td><td>2013</td> </tr> <tr> <td style="background-color: #f2f2e6;"></td><td style="background-color: #f2f2e6;"></td><td style="background-color: #f2f2e6;"></td><td style="background-color: #f2f2e6;"></td><td style="background-color: #f2f2e6;"></td><td style="background-color: #f2f2e6;"></td><td style="background-color: #f2f2e6;"></td><td style="background-color: #f2f2e6;"></td><td style="background-color: #f2f2e6;"></td><td style="background-color: #f2f2e6;"></td><td style="background-color: #f2f2e6;"></td><td style="background-color: #f2f2e6;"></td><td style="background-color: #f2f2e6;"></td><td style="background-color: #f2f2e6;"></td><td style="background-color: #f2f2e6;"></td><td style="background-color: #f2f2e6;"></td> </tr> </table>		1982	1983	1984	1985	1986	1987	1988	1989	1990	1991	1992	1993	1994	1995	1996	1997										<b>EAST + WEST</b>							1998	1999	2000	2001	2002	2003	2004	2005	2006	2007	2008	2009	2010	2011	2012	2013																
1982	1983	1984	1985	1986	1987	1988	1989	1990	1991	1992	1993	1994	1995	1996	1997																																																		
									<b>EAST + WEST</b>																																																								
1998	1999	2000	2001	2002	2003	2004	2005	2006	2007	2008	2009	2010	2011	2012	2013																																																		

No.	Name	Label	Survey period	Survey frequency
-----	------	-------	---------------	------------------

Wording of question

1991 <b>IV. Impulses for innovations</b> The impulses for the innovations implemented in 1991 arise from: <b>external</b> research institutes public <input type="text"/> *	<b>Further information</b> * characteristics in the dataset [ ] = no importance or no specification [1] = not important / less important [2] = important [3] = very important																																																																
Time span of variable																																																																	
<table border="1" style="width: 100%; text-align: center;"> <tr> <td>1982</td><td>1983</td><td>1984</td><td>1985</td><td>1986</td><td>1987</td><td>1988</td><td>1989</td><td>1990</td><td>1991</td><td>1992</td><td>1993</td><td>1994</td><td>1995</td><td>1996</td><td>1997</td> </tr> <tr> <td style="background-color: #f2f2e6;"></td><td style="background-color: #f2f2e6;"></td><td style="background-color: #f2f2e6;"></td><td style="background-color: #f2f2e6;"></td><td style="background-color: #f2f2e6;"></td><td style="background-color: #f2f2e6;"></td><td style="background-color: #f2f2e6;"></td><td style="background-color: #f2f2e6;"></td><td style="background-color: #f2f2e6;"></td><td style="background-color: #e6f2ff;"><b>EAST + WEST</b></td><td style="background-color: #f2f2e6;"></td><td style="background-color: #f2f2e6;"></td><td style="background-color: #f2f2e6;"></td><td style="background-color: #f2f2e6;"></td><td style="background-color: #f2f2e6;"></td><td style="background-color: #f2f2e6;"></td> </tr> <tr> <td>1998</td><td>1999</td><td>2000</td><td>2001</td><td>2002</td><td>2003</td><td>2004</td><td>2005</td><td>2006</td><td>2007</td><td>2008</td><td>2009</td><td>2010</td><td>2011</td><td>2012</td><td>2013</td> </tr> <tr> <td style="background-color: #f2f2e6;"></td><td style="background-color: #f2f2e6;"></td><td style="background-color: #f2f2e6;"></td><td style="background-color: #f2f2e6;"></td><td style="background-color: #f2f2e6;"></td><td style="background-color: #f2f2e6;"></td><td style="background-color: #f2f2e6;"></td><td style="background-color: #f2f2e6;"></td><td style="background-color: #f2f2e6;"></td><td style="background-color: #f2f2e6;"></td><td style="background-color: #f2f2e6;"></td><td style="background-color: #f2f2e6;"></td><td style="background-color: #f2f2e6;"></td><td style="background-color: #f2f2e6;"></td><td style="background-color: #f2f2e6;"></td><td style="background-color: #f2f2e6;"></td> </tr> </table>		1982	1983	1984	1985	1986	1987	1988	1989	1990	1991	1992	1993	1994	1995	1996	1997										<b>EAST + WEST</b>							1998	1999	2000	2001	2002	2003	2004	2005	2006	2007	2008	2009	2010	2011	2012	2013																
1982	1983	1984	1985	1986	1987	1988	1989	1990	1991	1992	1993	1994	1995	1996	1997																																																		
									<b>EAST + WEST</b>																																																								
1998	1999	2000	2001	2002	2003	2004	2005	2006	2007	2008	2009	2010	2011	2012	2013																																																		

No.	Name	Label	Survey period	Survey frequency
-----	------	-------	---------------	------------------

3.4.22) **imp21**

impulse for innovation by private research institutes (external)

East and West 1991

once

**Wording of question**

<p>1991</p> <p><b>IV. Impulses for innovations</b></p> <p>The impulses for the innovations implemented in 1991 arise from:</p> <p><b>external</b></p> <p style="text-align: center;">research institutes          private          <input type="text"/> *</p>	<p><b>Further information</b></p> <p>* characteristics in the dataset</p> <p>[ ] = no importance or no specification</p> <p>[1] = not important / less important</p> <p>[2] = important</p> <p>[3] = very important</p>																																																																
<p><b>Time span of variable</b></p> <table border="1"> <tr> <td>1982</td><td>1983</td><td>1984</td><td>1985</td><td>1986</td><td>1987</td><td>1988</td><td>1989</td><td>1990</td><td>1991</td><td>1992</td><td>1993</td><td>1994</td><td>1995</td><td>1996</td><td>1997</td> </tr> <tr> <td></td><td></td><td></td><td></td><td></td><td></td><td></td><td></td><td></td><td style="background-color: #e0e0e0;"><b>EAST + WEST</b></td><td></td><td></td><td></td><td></td><td></td><td></td> </tr> <tr> <td>1998</td><td>1999</td><td>2000</td><td>2001</td><td>2002</td><td>2003</td><td>2004</td><td>2005</td><td>2006</td><td>2007</td><td>2008</td><td>2009</td><td>2010</td><td>2011</td><td>2012</td><td>2013</td> </tr> <tr> <td></td><td></td><td></td><td></td><td></td><td></td><td></td><td></td><td></td><td></td><td></td><td></td><td></td><td></td><td></td><td></td> </tr> </table>		1982	1983	1984	1985	1986	1987	1988	1989	1990	1991	1992	1993	1994	1995	1996	1997										<b>EAST + WEST</b>							1998	1999	2000	2001	2002	2003	2004	2005	2006	2007	2008	2009	2010	2011	2012	2013																
1982	1983	1984	1985	1986	1987	1988	1989	1990	1991	1992	1993	1994	1995	1996	1997																																																		
									<b>EAST + WEST</b>																																																								
1998	1999	2000	2001	2002	2003	2004	2005	2006	2007	2008	2009	2010	2011	2012	2013																																																		

No.	Name	Label	Survey period	Survey frequency
-----	------	-------	---------------	------------------

3.4.23) **imp22**

impulse for innovation by universities (external)

East and West 1991

once

**Wording of question**

<p>1991</p> <p><b>IV. Impulses for innovations</b></p> <p>The impulses for the innovations implemented in 1991 arise from:</p> <p><b>external</b></p> <p style="text-align: center;">universities          <input type="text"/> *</p>	<p><b>Further information</b></p> <p>* characteristics in the dataset</p> <p>[ ] = no importance or no specification</p> <p>[1] = not important / less important</p> <p>[2] = important</p> <p>[3] = very important</p>																																																																
<p><b>Time span of variable</b></p> <table border="1"> <tr> <td>1982</td><td>1983</td><td>1984</td><td>1985</td><td>1986</td><td>1987</td><td>1988</td><td>1989</td><td>1990</td><td>1991</td><td>1992</td><td>1993</td><td>1994</td><td>1995</td><td>1996</td><td>1997</td> </tr> <tr> <td></td><td></td><td></td><td></td><td></td><td></td><td></td><td></td><td></td><td style="background-color: #e0e0e0;"><b>EAST + WEST</b></td><td></td><td></td><td></td><td></td><td></td><td></td> </tr> <tr> <td>1998</td><td>1999</td><td>2000</td><td>2001</td><td>2002</td><td>2003</td><td>2004</td><td>2005</td><td>2006</td><td>2007</td><td>2008</td><td>2009</td><td>2010</td><td>2011</td><td>2012</td><td>2013</td> </tr> <tr> <td></td><td></td><td></td><td></td><td></td><td></td><td></td><td></td><td></td><td></td><td></td><td></td><td></td><td></td><td></td><td></td> </tr> </table>		1982	1983	1984	1985	1986	1987	1988	1989	1990	1991	1992	1993	1994	1995	1996	1997										<b>EAST + WEST</b>							1998	1999	2000	2001	2002	2003	2004	2005	2006	2007	2008	2009	2010	2011	2012	2013																
1982	1983	1984	1985	1986	1987	1988	1989	1990	1991	1992	1993	1994	1995	1996	1997																																																		
									<b>EAST + WEST</b>																																																								
1998	1999	2000	2001	2002	2003	2004	2005	2006	2007	2008	2009	2010	2011	2012	2013																																																		

No.	Name	Label	Survey period	Survey frequency
-----	------	-------	---------------	------------------

3.4.24) **imp23**

impulse for innovation by executive consultant (external)

East and West 1991

once

**Wording of question**

<p>1991</p> <p><b>IV. Impulses for innovations</b></p> <p>The impulses for the innovations implemented in 1991 arise from:</p> <p><b>external</b></p> <p style="text-align: center;">executive consultant          <input type="text"/> *</p>	<p><b>Further information</b></p> <p>* characteristics in the dataset</p> <p>[ ] = no importance or no specification</p> <p>[1] = not important / less important</p> <p>[2] = important</p> <p>[3] = very important</p>																																																																
<p><b>Time span of variable</b></p> <table border="1"> <tr> <td>1982</td><td>1983</td><td>1984</td><td>1985</td><td>1986</td><td>1987</td><td>1988</td><td>1989</td><td>1990</td><td>1991</td><td>1992</td><td>1993</td><td>1994</td><td>1995</td><td>1996</td><td>1997</td> </tr> <tr> <td></td><td></td><td></td><td></td><td></td><td></td><td></td><td></td><td></td><td style="background-color: #e0e0e0;"><b>EAST + WEST</b></td><td></td><td></td><td></td><td></td><td></td><td></td> </tr> <tr> <td>1998</td><td>1999</td><td>2000</td><td>2001</td><td>2002</td><td>2003</td><td>2004</td><td>2005</td><td>2006</td><td>2007</td><td>2008</td><td>2009</td><td>2010</td><td>2011</td><td>2012</td><td>2013</td> </tr> <tr> <td></td><td></td><td></td><td></td><td></td><td></td><td></td><td></td><td></td><td></td><td></td><td></td><td></td><td></td><td></td><td></td> </tr> </table>		1982	1983	1984	1985	1986	1987	1988	1989	1990	1991	1992	1993	1994	1995	1996	1997										<b>EAST + WEST</b>							1998	1999	2000	2001	2002	2003	2004	2005	2006	2007	2008	2009	2010	2011	2012	2013																
1982	1983	1984	1985	1986	1987	1988	1989	1990	1991	1992	1993	1994	1995	1996	1997																																																		
									<b>EAST + WEST</b>																																																								
1998	1999	2000	2001	2002	2003	2004	2005	2006	2007	2008	2009	2010	2011	2012	2013																																																		

**3.5 Obstacles to innovations**

No.	Name	Label	Survey period	Survey frequency
3.5.1)	hemm1	obstacles to innovations due to: lacking equity capital	West 1982 to 1990 East and West 1991 East and West since 1993	annual once annual

**Wording of question**

<p>1982 to 2012</p> <p><b>IV./V. Obstacles to innovations</b></p> <p>Currently our innovations are primarily hindered due to:</p> <p><b>Economic factors*</b></p> <p>lack of equity capital <input type="checkbox"/> **/**/**/**</p>	<p>Further information</p> <p>*addition 1993 to 2004</p> <p>** 1982 to 1990; and 1993-94:</p> <p>[2] = ticked off, no graded importance</p> <p>*** 1991</p> <p>[1] = not important</p> <p>[2] = important</p> <p>[3] = very important</p> <p>**** 1995 to 2012</p> <p>[0] / [ ] = no importance or no specification</p> <p>[1] = less important</p> <p>[2] = important</p> <p>[3] = very important</p> <p>[4] = This box was only ticked off in the questionnaire</p>																																																																																																
<p>Time span of variable</p>																																																																																																	
<table border="1" style="width: 100%; text-align: center;"> <tr> <td>1982</td><td>1983</td><td>1984</td><td>1985</td><td>1986</td><td>1987</td><td>1988</td><td>1989</td><td>1990</td><td>1991</td><td>1992</td><td>1993</td><td>1994</td><td>1995</td><td>1996</td><td>1997</td> </tr> <tr> <td colspan="10">WEST</td> <td colspan="2">EAST + WEST</td> <td colspan="4"></td> </tr> <tr> <td>1998</td><td>1999</td><td>2000</td><td>2001</td><td>2002</td><td>2003</td><td>2004</td><td>2005</td><td>2006</td><td>2007</td><td>2008</td><td>2009</td><td>2010</td><td>2011</td><td>2012</td><td>2013</td> </tr> <tr> <td colspan="16">EAST and WEST</td> </tr> <tr> <td>2014</td><td>2015</td><td>2016</td><td>2017</td><td>2018</td><td>2019</td><td>2020</td><td>2021</td><td>2022</td><td>2023</td><td>2024</td><td>2025</td><td>2026</td><td>2027</td><td>2028</td><td>2029</td> </tr> <tr> <td colspan="3">EAST</td> <td colspan="3">WEST</td> <td colspan="10"></td> </tr> </table>	1982	1983	1984	1985	1986	1987	1988	1989	1990	1991	1992	1993	1994	1995	1996	1997	WEST										EAST + WEST						1998	1999	2000	2001	2002	2003	2004	2005	2006	2007	2008	2009	2010	2011	2012	2013	EAST and WEST																2014	2015	2016	2017	2018	2019	2020	2021	2022	2023	2024	2025	2026	2027	2028	2029	EAST			WEST													
1982	1983	1984	1985	1986	1987	1988	1989	1990	1991	1992	1993	1994	1995	1996	1997																																																																																		
WEST										EAST + WEST																																																																																							
1998	1999	2000	2001	2002	2003	2004	2005	2006	2007	2008	2009	2010	2011	2012	2013																																																																																		
EAST and WEST																																																																																																	
2014	2015	2016	2017	2018	2019	2020	2021	2022	2023	2024	2025	2026	2027	2028	2029																																																																																		
EAST			WEST																																																																																														

No.	Name	Label	Survey period	Survey frequency
3.5.2)	hemm2	obstacles to innovations due to: lacking external finance	West 1982 to 1990 East and West 1991 East and West since 1993	annual once annual

**Wording of question**

<p>1982 to 2012</p> <p><b>IV./V. Obstacles to innovations</b></p> <p>Currently our innovations are primarily hindered due to:</p> <p><b>Economic factors*</b></p> <p>lack of external financing <input type="checkbox"/> **/**/**/**</p>	<p>Further information</p> <p>*addition 1993 to 2004</p> <p>** 1982 to 1990; and 1993-94:</p> <p>[2] = ticked off, no graded importance</p> <p>*** 1991</p> <p>[1] = not important</p> <p>[2] = important</p> <p>[3] = very important</p> <p>**** 1995 to 2012</p> <p>[0] / [ ] = no importance or no specification</p> <p>[1] = less important</p> <p>[2] = important</p> <p>[3] = very important</p> <p>[4] = This box was only ticked off in the questionnaire</p>																																																																																																
<p>Time span of variable</p>																																																																																																	
<table border="1" style="width: 100%; text-align: center;"> <tr> <td>1982</td><td>1983</td><td>1984</td><td>1985</td><td>1986</td><td>1987</td><td>1988</td><td>1989</td><td>1990</td><td>1991</td><td>1992</td><td>1993</td><td>1994</td><td>1995</td><td>1996</td><td>1997</td> </tr> <tr> <td colspan="10">WEST</td> <td colspan="2">EAST + WEST</td> <td colspan="4"></td> </tr> <tr> <td>1998</td><td>1999</td><td>2000</td><td>2001</td><td>2002</td><td>2003</td><td>2004</td><td>2005</td><td>2006</td><td>2007</td><td>2008</td><td>2009</td><td>2010</td><td>2011</td><td>2012</td><td>2013</td> </tr> <tr> <td colspan="16">EAST and WEST</td> </tr> <tr> <td>2014</td><td>2015</td><td>2016</td><td>2017</td><td>2018</td><td>2019</td><td>2020</td><td>2021</td><td>2022</td><td>2023</td><td>2024</td><td>2025</td><td>2026</td><td>2027</td><td>2028</td><td>2029</td> </tr> <tr> <td colspan="3">EAST</td> <td colspan="3">WEST</td> <td colspan="10"></td> </tr> </table>	1982	1983	1984	1985	1986	1987	1988	1989	1990	1991	1992	1993	1994	1995	1996	1997	WEST										EAST + WEST						1998	1999	2000	2001	2002	2003	2004	2005	2006	2007	2008	2009	2010	2011	2012	2013	EAST and WEST																2014	2015	2016	2017	2018	2019	2020	2021	2022	2023	2024	2025	2026	2027	2028	2029	EAST			WEST													
1982	1983	1984	1985	1986	1987	1988	1989	1990	1991	1992	1993	1994	1995	1996	1997																																																																																		
WEST										EAST + WEST																																																																																							
1998	1999	2000	2001	2002	2003	2004	2005	2006	2007	2008	2009	2010	2011	2012	2013																																																																																		
EAST and WEST																																																																																																	
2014	2015	2016	2017	2018	2019	2020	2021	2022	2023	2024	2025	2026	2027	2028	2029																																																																																		
EAST			WEST																																																																																														

No.	Name	Label	Survey period	Survey frequency
3.5.3)	hemm3	obstacles to innovations due to: too high innovation expenditures	West 1982 to 1990 East and West 1991 East and West since 1993	annual once annual

**Wording of question**

<p>1982 to 2012</p> <p><b>IV./V. Obstacles to innovations</b></p> <p>Currently our innovations are primarily hindered due to:</p> <p><b>Economic factors*</b></p> <p>insufficient return of product innovations, because</p> <p>innovation expenses too high <input type="checkbox"/> **/**/**/**</p>	<p>Further information</p> <p>*addition 1993 to 2004</p> <p>** 1982 to 1990; and 1993-94:</p> <p>[2] = ticked off, no graded importance</p> <p>*** 1991</p> <p>[1] = not important</p> <p>[2] = important</p> <p>[3] = very important</p> <p>**** 1995 to 2012</p> <p>[0] / [ ] = no importance or no specification</p> <p>[1] = less important</p>																																
<p>Time span of variable</p>																																	
<table border="1" style="width: 100%; text-align: center;"> <tr> <td>1982</td><td>1983</td><td>1984</td><td>1985</td><td>1986</td><td>1987</td><td>1988</td><td>1989</td><td>1990</td><td>1991</td><td>1992</td><td>1993</td><td>1994</td><td>1995</td><td>1996</td><td>1997</td> </tr> <tr> <td colspan="10">WEST</td> <td colspan="2">EAST +</td> <td colspan="4"></td> </tr> </table>	1982	1983	1984	1985	1986	1987	1988	1989	1990	1991	1992	1993	1994	1995	1996	1997	WEST										EAST +						
1982	1983	1984	1985	1986	1987	1988	1989	1990	1991	1992	1993	1994	1995	1996	1997																		
WEST										EAST +																							

									WEST						
1998	1999	2000	2001	2002	2003	2004	2005	2006	2007	2008	2009	2010	2011	2012	2013
FAST and WEST															

[2] = important  
 [3] = very important  
 [4] = This box was only ticked off in the questionnaire

EAST and WEST															
2014	2015	2016	2017	2018	2019	2020	2021	2022	2023	2024	2025	2026	2027	2028	2029
EAST															
WEST															

No.	Name	Label	Survey period	Survey frequency
-----	------	-------	---------------	------------------

3.5.4)	hemm4	obstacles to innovations due to: too long payback period	West 1982 to 1990 East and West 1991 East and West 1993 to 2004	annual once annual
--------	-------	--	---	--------------------------

Wording of question

1982 to 1991	Further information
<b>V. Obstacles to innovations</b> Currently our innovations are primarily hindered due to: insufficient return of product innovations, because  Pay-off-period too long <input type="checkbox"/> */**	* 1982 to 1990; and 1993-94: [2] = ticked off, no graded importance  ** 1991 [1] = not important [2] = important [3] = very important  *** 1995 to 2004 [0] / [ ] = no importance or no specification [1] = less important [2] = important [3] = very important [4] = This box was only ticked off in the questionnaire
1993 to 2004 <b>V. Obstacles to innovations</b> Currently our innovations are primarily hindered due to: <b>Economic factors</b> insufficient return of product innovations, because  payoff time too long <input type="checkbox"/> */***	

Time span of variable

1982	1983	1984	1985	1986	1987	1988	1989	1990	1991	1992	1993	1994	1995	1996	1997
WEST										EAST + WEST					
1998	1999	2000	2001	2002	2003	2004	2005	2006	2007	2008	2009	2010	2011	2012	2013
EAST and WEST															
2014	2015	2016	2017	2018	2019	2020	2021	2022	2023	2024	2025	2026	2027	2028	2029

No.	Name	Label	Survey period	Survey frequency
-----	------	-------	---------------	------------------

3.5.5)	hemm5	obstacles to innovations due to: easy copying of new product	East and West 1993 to 2004	annual
--------	-------	--	----------------------------	--------

Wording of question

1993 to 2004	Further information
<b>V. Obstacles to innovations</b> Currently our innovations are primarily hindered due to: <b>Economic factors</b> insufficient return of product innovations, because easy copying of new product <input type="checkbox"/> */**	* 1993 to 1994: [2] = ticked off, no graded importance  ** 1995 to 2004 [0] / [ ] = no importance or no specification [1] = less important [2] = important [3] = very important [4] = This box was only ticked off in the questionnaire

Time span of variable

1982	1983	1984	1985	1986	1987	1988	1989	1990	1991	1992	1993	1994	1995	1996	1997
											EAST and WEST				

1998	1999	2000	2001	2002	2003	2004	2005	2006	2007	2008	2009	2010	2011	2012	2013
EAST and WEST															
2014	2015	2016	2017	2018	2019	2020	2021	2022	2023	2024	2025	2026	2027	2028	2029

No.	Name	Label	Survey period	Survey frequency
3.5.6)	hemm22	obstacles to innovations due to: uncertain market development	West 1982 to 1990 East and West 1991	annual once

Wording of question

1982 to 1991 <b>V. Obstacles to innovations</b> Currently our innovations are primarily hindered due to: insufficient return of product innovations, because  uncertain market development <input type="checkbox"/> **	Further information
Time span of variable	* 1982 to 1990: [2] = ticked off, no graded importance  ** 1991: [1] = not important [2] = important [3] = very important
1982 1983 1984 1985 1986 1987 1988 1989 1990 1991 1992 1993 1994 1995 1996 1997	
WEST EAST + WEST	
1998 1999 2000 2001 2002 2003 2004 2005 2006 2007 2008 2009 2010 2011 2012 2013	

No.	Name	Label	Survey period	Survey frequency
3.5.7)	hemm6	obstacles to innovations due to: low innovation willingness of employees	West 1982 to 1990 East and West 1991 East and West since 1993	annual once annual

Wording of question

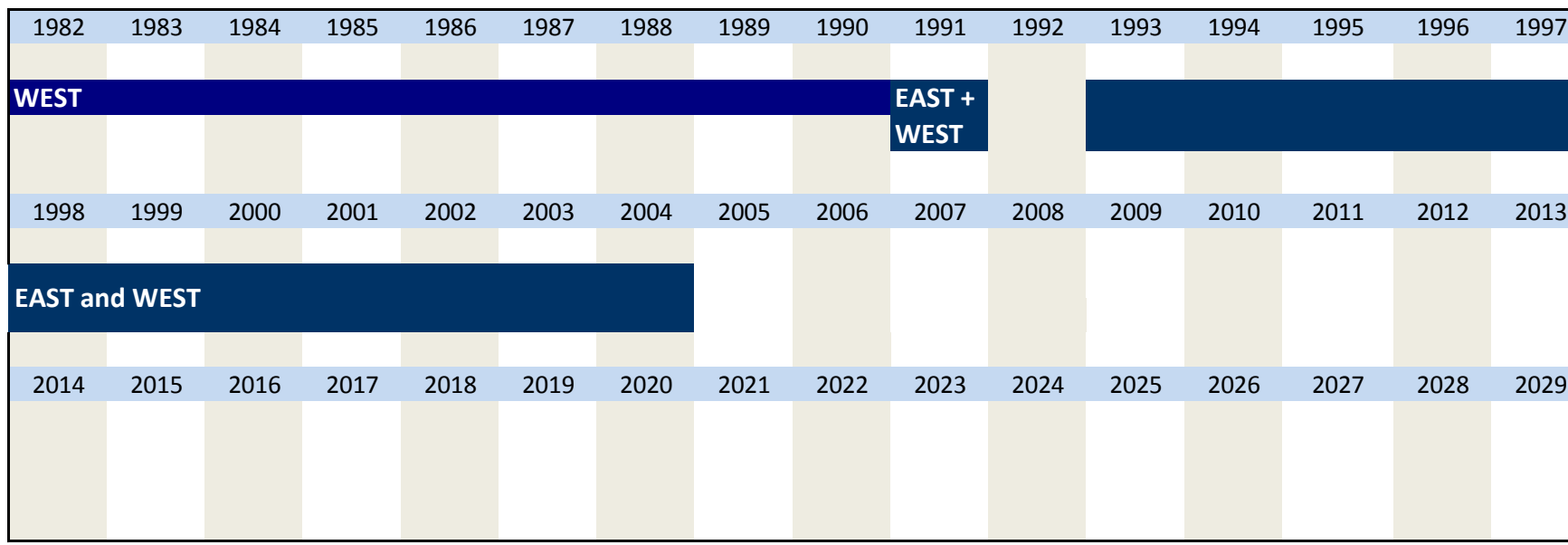
1982 to 2012 <b>IV./V. Obstacles to innovations</b> Currently our innovations are primarily hindered due to: <b>innovation potential*</b> insufficient innovation willingness  of employees <input type="checkbox"/> **/**/****	Further information
Time span of variable	*addition 1993 to 2004  ** 1982 to 1990; and 1993-94: [2] = ticked off, no graded importance *** 1991 [1] = not important [2] = important [3] = very important **** 1995 to 2012 [0] / [ ] = no importance or no specification [1] = less important [2] = important [3] = very important [4] = This box was only ticked off in the questionnaire
1982 1983 1984 1985 1986 1987 1988 1989 1990 1991 1992 1993 1994 1995 1996 1997	
WEST EAST + WEST	
1998 1999 2000 2001 2002 2003 2004 2005 2006 2007 2008 2009 2010 2011 2012 2013	
EAST and WEST	
2014 2015 2016 2017 2018 2019 2020 2021 2022 2023 2024 2025 2026 2027 2028 2029	
EAST WEST	

No.	Name	Label	Survey period	Survey frequency
3.5.8)	hemm7	obstacles to innovations due to: low innovation willingness of the works council	West 1982 to 1990 East and West 1991 East and West 1993 to 2004	annual once annual

Wording of question

1982 to 2004 <b>IV./V. Obstacles to innovations</b> Currently our innovations are primarily hindered due to: <b>innovation potential*</b> insufficient innovation willingness  of the works council <input type="checkbox"/> **/**/****	Further information
	*addition 1993 to 2004

Time span of variable



\*\* 1982 to 1990; and 1993-94:  
 [2] = ticked off, no graded importance  
 \*\*\* 1991  
 [1] = not important  
 [2] = important  
 [3] = very important  
 \*\*\*\* 1995 to 2004  
 [0] / [ ] = no importance or no specification  
 [1] = less important  
 [2] = important  
 [3] = very important  
 [4] = This box was only ticked off in the questionnaire

No.	Name	Label	Survey period	Survey frequency
-----	------	-------	---------------	------------------

3.5.9)	hemm8	obstacles to innovations due to: low innovation willingness of the management	West 1982 to 1990 East and West 1991 East and West since 1993	annual once annual
--------	-------	---	---	--------------------------

Wording of question

1982 to 2012  
**IV./V. Obstacles to innovations**  
 Currently our innovations are primarily hindered due to:  
**innovation potential\***  
 insufficient innovation willingness  
 of the management  \*\*/\*\*/\*\*\*\*

Further information  
  
 \*addition 1993 to 2004  
 \*\* 1982 to 1990; and 1993-94:  
 [2] = ticked off, no graded importance



Time span of variable															
1982	1983	1984	1985	1986	1987	1988	1989	1990	1991	1992	1993	1994	1995	1996	1997
WEST										EAST + WEST					
1998	1999	2000	2001	2002	2003	2004	2005	2006	2007	2008	2009	2010	2011	2012	2013
EAST and WEST															
2014	2015	2016	2017	2018	2019	2020	2021	2022	2023	2024	2025	2026	2027	2028	2029
EAST		WEST													

\*\*\* 1991  
 [1] = not important  
 [2] = important  
 [3] = very important  
 \*\*\*\* 1995 to 2012  
 [0] / [ ] = no importance or no specification  
 [1] = less important  
 [2] = important  
 [3] = very important  
 [4] = This box was only ticked off in the questionnaire

No.	Name	Label	Survey period	Survey frequency
3.5.10)	hemm9	obstacles to innovations due to: organisational problems	West 1982 to 1990 East and West 1991 East and West since 1993	annual once annual

Wording of question

1982 to 2012															
<b>IV./V. Obstacles to innovations</b>															
Currently our innovations are primarily hindered due to:															
<b>innovation potential*</b>															
organisational problems <input type="checkbox"/> **/**/**															

Further information

\*addition 1993 to 2004

\*\* 1982 to 1990; and 1993-94:  
 [2] = ticked off, no graded importance

\*\*\* 1991  
 [1] = not important  
 [2] = important  
 [3] = very important

\*\*\*\* 1995 to 2012  
 [0] / [ ] = no importance or no specification  
 [1] = less important  
 [2] = important  
 [3] = very important  
 [4] = This box was only ticked off in the questionnaire

Time span of variable															
1982	1983	1984	1985	1986	1987	1988	1989	1990	1991	1992	1993	1994	1995	1996	1997
WEST										EAST + WEST					
1998	1999	2000	2001	2002	2003	2004	2005	2006	2007	2008	2009	2010	2011	2012	2013
EAST and WEST															
2014	2015	2016	2017	2018	2019	2020	2021	2022	2023	2024	2025	2026	2027	2028	2029
EAST		WEST													

No.	Name	Label	Survey period	Survey frequency
3.5.11	hemm10	obstacles to innovations due to: lack of qualified R&D staff	West 1982 to 1990 East and West 1991 East and West since 1993	annual once annual

Wording of question

1982 to 2004															
<b>V. Obstacles to innovations</b>															
Currently our innovations are primarily hindered due to:															
<b>innovation potential*</b>															
problems with staff due to difficulties in finding qualified employees on the labor market for															
R&D <input type="checkbox"/> **/**/**															

Further information

\*addition 1993 to 2004

\*\* 1982 to 1990; and 1993-94:  
 [2] = ticked off, no graded importance

\*\*\* 1991  
 [1] = not important  
 [2] = important  
 [3] = very important

\*\*\*\* 1995 to 2012

2005 to 2012															
<b>IV. Obstacles to innovations</b>															
Currently our innovations are primarily hindered due to:															
lack of qualified staff															
in R&D <input type="checkbox"/> ****															

																[0] / [ ] = no importance or no specification [1] = less important [2] = important [3] = very important [4] = This box was only ticked off in the questionnaire
<b>Time span of variable</b>																
1982	1983	1984	1985	1986	1987	1988	1989	1990	1991	1992	1993	1994	1995	1996	1997	
<b>WEST</b>										<b>EAST + WEST</b>						
1998	1999	2000	2001	2002	2003	2004	2005	2006	2007	2008	2009	2010	2011	2012	2013	
<b>EAST and WEST</b>																
2014	2015	2016	2017	2018	2019	2020	2021	2022	2023	2024	2025	2026	2027	2028	2029	
<b>EAST</b>		<b>WEST</b>														

No.	Name	Label	Survey period	Survey frequency
3.5.12)	hemm11	obstacles to innovations due to: lack of qualified production staff	West 1982 to 1990 East and West 1991 East and West since 1993	annual once annual

**Wording of question**

<p>1982 to 2004 <b>V. Obstacles to innovations</b> Currently our innovations are primarily hindered due to: <b>innovation potential*</b> problems with staff due to difficulties in finding qualified employees on the labor market for</p> <p style="text-align: right;">production <input type="checkbox"/> **/**/****</p>	<p><b>Further information</b></p> <p>*addition 1993 to 2004</p> <p>** 1982 to 1990; and 1993-94: [2] = ticked off, no graded importance *** 1991 [1] = not important [2] = important [3] = very important **** 1995 to 2012 [0] / [ ] = no importance or no specification [1] = less important [2] = important [3] = very important [4] = This box was only ticked off in the questionnaire</p>															
<p>2005 to 2012 <b>IV. Obstacles to innovations</b> Currently our innovations are primarily hindered due to: lack of qualified staff</p> <p style="text-align: right;">for production <input type="checkbox"/> ****</p>																
<b>Time span of variable</b>																
1982	1983	1984	1985	1986	1987	1988	1989	1990	1991	1992	1993	1994	1995	1996	1997	
<b>WEST</b>										<b>EAST + WEST</b>						
1998	1999	2000	2001	2002	2003	2004	2005	2006	2007	2008	2009	2010	2011	2012	2013	
<b>EAST and WEST</b>																
2014	2015	2016	2017	2018	2019	2020	2021	2022	2023	2024	2025	2026	2027	2028	2029	
<b>EAST</b>		<b>WEST</b>														

No.	Name	Label	Survey period	Survey frequency
3.5.13)	hemm12	obstacles to innovations due to: lack of qualified sales staff	West 1982 to 1990 East and West 1991 East and West since 1993	annual once annual

**Wording of question**

<p>1982 to 2004 <b>V. Obstacles to innovations</b> Currently our innovations are primarily hindered due to: <b>innovation potential*</b> problems with staff due to difficulties in finding qualified employees on the labor market for</p> <p style="text-align: right;">sales <input type="checkbox"/> **/**/****</p>	<p><b>Further information</b></p> <p>*addition 1993 to 2004</p> <p>** 1982 to 1990; and 1993-94: [2] = ticked off, no graded importance *** 1991</p>
<p>2005 to 2012 <b>IV. Obstacles to innovations</b></p>	

Currently our innovations are primarily hindered due to:  
lack of qualified staff

for sales \*\*\*\*

Time span of variable

1982	1983	1984	1985	1986	1987	1988	1989	1990	1991	1992	1993	1994	1995	1996	1997
WEST										EAST + WEST					
1998	1999	2000	2001	2002	2003	2004	2005	2006	2007	2008	2009	2010	2011	2012	2013
EAST and WEST															
2014	2015	2016	2017	2018	2019	2020	2021	2022	2023	2024	2025	2026	2027	2028	2029
EAST WEST															

[1] = not important  
[2] = important  
[3] = very important  
\*\*\*\* 1995 to 2012  
[0] / [ ] = no importance or no specification  
[1] = less important  
[2] = important  
[3] = very important  
[4] = This box was only ticked off in the questionnaire

No.	Name	Label	Survey period	Survey frequency
3.5.14)	hemm13	obstacles to innovation due to: lack of cooperation with other companies	West 1982 to 1990 East and West 1991 East and West since 1993	annual once annual

Wording of question

1982 to 1991  
**V. Obstacles to innovations**  
Currently our innovations are primarily hindered due to:  
**innovation potential\***  
lack of cooperation willingness

of companies of the same sector  \*\*/\*\*

1993 to 2012  
**IV./V. Obstacles to innovations**  
Currently our innovations are primarily hindered due to:  
insufficient cooperation possibilities

with other companies  \*\*/\*\*

Further information

\*addition 1993 to 2004  
\*\* 1982 to 1990; and 1993-94:  
[2] = ticked off, no graded importance  
\*\*\* 1991  
[1] = not important  
[2] = important  
[3] = very important  
\*\*\*\* 1995 to 2012  
[0] / [ ] = no importance or no specification  
[1] = less important  
[2] = important  
[3] = very important  
[4] = This box was only ticked off in the questionnaire

Time span of variable

1982	1983	1984	1985	1986	1987	1988	1989	1990	1991	1992	1993	1994	1995	1996	1997
WEST										EAST + WEST					
1998	1999	2000	2001	2002	2003	2004	2005	2006	2007	2008	2009	2010	2011	2012	2013
EAST and WEST															
2014	2015	2016	2017	2018	2019	2020	2021	2022	2023	2024	2025	2026	2027	2028	2029
EAST WEST															

No.	Name	Label	Survey period	Survey frequency
3.5.15)	hemm14	obstacles to innovations due to: lacking cooperation willingness of customers and suppliers	West 1982 to 1990 East and West 1991	annual once

Wording of question

1982 to 1991 <b>V. Obstacles to innovations</b> Currently our innovations are primarily hindered due to: lack of cooperation willingness  of customers or suppliers <input type="checkbox"/> /**	<b>Further information</b>  * 1982 to 1990: [2] = ticked off, no graded importance  ** 1991: [1] = not important [2] = important [3] = very important																																																																
<b>Time span of variable</b>																																																																	
<table border="1"> <tr><td>1982</td><td>1983</td><td>1984</td><td>1985</td><td>1986</td><td>1987</td><td>1988</td><td>1989</td><td>1990</td><td>1991</td><td>1992</td><td>1993</td><td>1994</td><td>1995</td><td>1996</td><td>1997</td></tr> <tr><td colspan="10">WEST</td><td colspan="6">EAST + WEST</td></tr> <tr><td>1998</td><td>1999</td><td>2000</td><td>2001</td><td>2002</td><td>2003</td><td>2004</td><td>2005</td><td>2006</td><td>2007</td><td>2008</td><td>2009</td><td>2010</td><td>2011</td><td>2012</td><td>2013</td></tr> <tr><td>2014</td><td>2015</td><td>2016</td><td>2017</td><td>2018</td><td>2019</td><td>2020</td><td>2021</td><td>2022</td><td>2023</td><td>2024</td><td>2025</td><td>2026</td><td>2027</td><td>2028</td><td>2029</td></tr> </table>	1982	1983	1984	1985	1986	1987	1988	1989	1990	1991	1992	1993	1994	1995	1996	1997	WEST										EAST + WEST						1998	1999	2000	2001	2002	2003	2004	2005	2006	2007	2008	2009	2010	2011	2012	2013	2014	2015	2016	2017	2018	2019	2020	2021	2022	2023	2024	2025	2026	2027	2028	2029	
1982	1983	1984	1985	1986	1987	1988	1989	1990	1991	1992	1993	1994	1995	1996	1997																																																		
WEST										EAST + WEST																																																							
1998	1999	2000	2001	2002	2003	2004	2005	2006	2007	2008	2009	2010	2011	2012	2013																																																		
2014	2015	2016	2017	2018	2019	2020	2021	2022	2023	2024	2025	2026	2027	2028	2029																																																		

No.	Name	Label	Survey period	Survey frequency
3.5.16)	hemm15	obstacles to innovations due to: fully dev. technology	West 1982 to 1990 East and West 1991 East and West since 1993	annual once annual

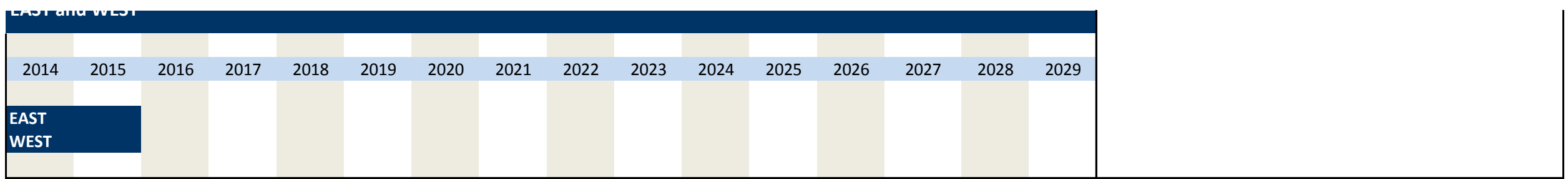
**Wording of question**

1982 to 2004 <b>V. Obstacles to innovations</b> Currently our innovations are primarily hindered due to: <b>innovation potential*</b> No innovation possibilities due to fully developed technology <input type="checkbox"/> **/**/****	<b>Further information</b>  *addition 1993 to 2004  ** 1982 to 1990; and 1993-94: [2] = ticked off, no graded importance *** 1991 [1] = not important [2] = important [3] = very important **** 1995 to 2012 [0] / [ ] = no importance or no specification [1] = less important [2] = important [3] = very important [4] = This box was only ticked off in the questionnaire																																																																																																																
2005 to 2012 <b>IV. Obstacles to innovations</b> Currently our innovations are primarily hindered due to:  fully developed technology <input type="checkbox"/> ****																																																																																																																	
<b>Time span of variable</b>																																																																																																																	
<table border="1"> <tr><td>1982</td><td>1983</td><td>1984</td><td>1985</td><td>1986</td><td>1987</td><td>1988</td><td>1989</td><td>1990</td><td>1991</td><td>1992</td><td>1993</td><td>1994</td><td>1995</td><td>1996</td><td>1997</td></tr> <tr><td colspan="10">WEST</td><td colspan="6">EAST + WEST</td></tr> <tr><td>1998</td><td>1999</td><td>2000</td><td>2001</td><td>2002</td><td>2003</td><td>2004</td><td>2005</td><td>2006</td><td>2007</td><td>2008</td><td>2009</td><td>2010</td><td>2011</td><td>2012</td><td>2013</td></tr> <tr><td colspan="16">EAST and WEST</td></tr> <tr><td>2014</td><td>2015</td><td>2016</td><td>2017</td><td>2018</td><td>2019</td><td>2020</td><td>2021</td><td>2022</td><td>2023</td><td>2024</td><td>2025</td><td>2026</td><td>2027</td><td>2028</td><td>2029</td></tr> <tr><td colspan="2">EAST</td><td colspan="14"></td></tr> <tr><td colspan="2">WEST</td><td colspan="14"></td></tr> </table>	1982	1983	1984	1985	1986	1987	1988	1989	1990	1991	1992	1993	1994	1995	1996	1997	WEST										EAST + WEST						1998	1999	2000	2001	2002	2003	2004	2005	2006	2007	2008	2009	2010	2011	2012	2013	EAST and WEST																2014	2015	2016	2017	2018	2019	2020	2021	2022	2023	2024	2025	2026	2027	2028	2029	EAST																WEST																
1982	1983	1984	1985	1986	1987	1988	1989	1990	1991	1992	1993	1994	1995	1996	1997																																																																																																		
WEST										EAST + WEST																																																																																																							
1998	1999	2000	2001	2002	2003	2004	2005	2006	2007	2008	2009	2010	2011	2012	2013																																																																																																		
EAST and WEST																																																																																																																	
2014	2015	2016	2017	2018	2019	2020	2021	2022	2023	2024	2025	2026	2027	2028	2029																																																																																																		
EAST																																																																																																																	
WEST																																																																																																																	

No.	Name	Label	Survey period	Survey frequency
3.5.17)	hemm16	obstacles to innovations due to: lack of information about ext. know-how	West 1982 to 1990 East and West 1991 East and West since 1993	annual once annual

**Wording of question**

1982 to 2012 <b>V. Obstacles to innovations</b> Currently our innovations are primarily hindered due to: <b>innovation potential*</b> lack of information about existing external know-how <input type="checkbox"/> **/**/****	<b>Further information</b>  *addition 1993 to 2004  ** 1982 to 1990; and 1993-94: [2] = ticked off, no graded importance *** 1991 [1] = not important [2] = important [3] = very important **** 1995 to 2012 [0] / [ ] = no importance or no specification [1] = less important [2] = important [3] = very important [4] = This box was only ticked off in the questionnaire																																																																
<b>Time span of variable</b>																																																																	
<table border="1"> <tr><td>1982</td><td>1983</td><td>1984</td><td>1985</td><td>1986</td><td>1987</td><td>1988</td><td>1989</td><td>1990</td><td>1991</td><td>1992</td><td>1993</td><td>1994</td><td>1995</td><td>1996</td><td>1997</td></tr> <tr><td colspan="10">WEST</td><td colspan="6">EAST + WEST</td></tr> <tr><td>1998</td><td>1999</td><td>2000</td><td>2001</td><td>2002</td><td>2003</td><td>2004</td><td>2005</td><td>2006</td><td>2007</td><td>2008</td><td>2009</td><td>2010</td><td>2011</td><td>2012</td><td>2013</td></tr> <tr><td colspan="16">EAST and WEST</td></tr> </table>	1982	1983	1984	1985	1986	1987	1988	1989	1990	1991	1992	1993	1994	1995	1996	1997	WEST										EAST + WEST						1998	1999	2000	2001	2002	2003	2004	2005	2006	2007	2008	2009	2010	2011	2012	2013	EAST and WEST																
1982	1983	1984	1985	1986	1987	1988	1989	1990	1991	1992	1993	1994	1995	1996	1997																																																		
WEST										EAST + WEST																																																							
1998	1999	2000	2001	2002	2003	2004	2005	2006	2007	2008	2009	2010	2011	2012	2013																																																		
EAST and WEST																																																																	



No.	Name	Label	Survey period	Survey frequency
3.5.18)	hemm17	obstacles to innovations due to: difficulties in know-how supply	East and West 1993 to 2004	annual

**Wording of question**

<p>1993 to 2011</p> <p><b>V. Obstacles to innovations</b>                  Currently our innovations are primarily hindered due to:  <b>innovation potential*</b></p> <p style="text-align: center;">difficulties in supply of external know-how <input type="checkbox"/> **/**</p>	<p><b>Further information</b></p> <p>*addition 1993 to 2004</p> <p>** 1993-94: [2] = ticked off, no graded importance</p> <p>*** 1995 to 2012 [0] / [ ] = no importance or no specification [1] = less important [2] = important [3] = very important [4] = This box was only ticked off in the questionnaire</p>																																																																																
<p><b>Time span of variable</b></p> <table border="1" style="width: 100%; border-collapse: collapse; text-align: center;"> <tr> <td>1982</td><td>1983</td><td>1984</td><td>1985</td><td>1986</td><td>1987</td><td>1988</td><td>1989</td><td>1990</td><td>1991</td><td>1992</td><td>1993</td><td>1994</td><td>1995</td><td>1996</td><td>1997</td> </tr> <tr> <td colspan="11"></td> <td colspan="5" style="background-color: #003366; color: white;">EAST and WEST</td> </tr> <tr> <td>1998</td><td>1999</td><td>2000</td><td>2001</td><td>2002</td><td>2003</td><td>2004</td><td>2005</td><td>2006</td><td>2007</td><td>2008</td><td>2009</td><td>2010</td><td>2011</td><td>2012</td><td>2013</td> </tr> <tr> <td colspan="7" style="background-color: #003366; color: white;">EAST and WEST</td> <td colspan="9"></td> </tr> <tr> <td>2014</td><td>2015</td><td>2016</td><td>2017</td><td>2018</td><td>2019</td><td>2020</td><td>2021</td><td>2022</td><td>2023</td><td>2024</td><td>2025</td><td>2026</td><td>2027</td><td>2028</td><td>2029</td> </tr> </table>		1982	1983	1984	1985	1986	1987	1988	1989	1990	1991	1992	1993	1994	1995	1996	1997												EAST and WEST					1998	1999	2000	2001	2002	2003	2004	2005	2006	2007	2008	2009	2010	2011	2012	2013	EAST and WEST																2014	2015	2016	2017	2018	2019	2020	2021	2022	2023	2024	2025	2026	2027	2028	2029
1982	1983	1984	1985	1986	1987	1988	1989	1990	1991	1992	1993	1994	1995	1996	1997																																																																		
											EAST and WEST																																																																						
1998	1999	2000	2001	2002	2003	2004	2005	2006	2007	2008	2009	2010	2011	2012	2013																																																																		
EAST and WEST																																																																																	
2014	2015	2016	2017	2018	2019	2020	2021	2022	2023	2024	2025	2026	2027	2028	2029																																																																		

No.	Name	Label	Survey period	Survey frequency
-----	------	-------	---------------	------------------

3.5.19)	hemm18	obstacles to innovations due to: difficulties in implementation of know-how	West 1982 to 1990 East and West 1991 East and West since 1993	annual once annual
---------	--------	---	---	--------------------------

**Wording of question**

<p>1982 to 2004</p> <p><b>V. Obstacles to innovations</b>                  Currently our innovations are primarily hindered due to:  <b>innovation potential*</b></p> <p style="text-align: center;">difficulties in implementation of tech. know-how in marketable products <input type="checkbox"/> **/**/****</p>	<p><b>Further information</b></p> <p>*addition 1993 to 2004</p> <p>** 1982 to 1990; and 1993-94: [2] = ticked off, no graded importance</p> <p>*** 1991 [1] = not important [2] = important [3] = very important</p> <p>**** 1995 to 2012 [0] / [ ] = no importance or no specification [1] = less important [2] = important [3] = very important [4] = This box was only ticked off in the questionnaire</p>																																																																																																
<p>2005 to 2012</p> <p><b>IV. Obstacles to innovations</b>                  Currently our innovations are primarily hindered due to:</p> <p style="text-align: center;">difficulties in implementation of technical know-how <input type="checkbox"/> ****</p>																																																																																																	
<p><b>Time span of variable</b></p> <table border="1" style="width: 100%; border-collapse: collapse; text-align: center;"> <tr> <td>1982</td><td>1983</td><td>1984</td><td>1985</td><td>1986</td><td>1987</td><td>1988</td><td>1989</td><td>1990</td><td>1991</td><td>1992</td><td>1993</td><td>1994</td><td>1995</td><td>1996</td><td>1997</td> </tr> <tr> <td colspan="10" style="background-color: #003366; color: white;">WEST</td> <td colspan="2" style="background-color: #003366; color: white;">EAST + WEST</td> <td colspan="4"></td> </tr> <tr> <td>1998</td><td>1999</td><td>2000</td><td>2001</td><td>2002</td><td>2003</td><td>2004</td><td>2005</td><td>2006</td><td>2007</td><td>2008</td><td>2009</td><td>2010</td><td>2011</td><td>2012</td><td>2013</td> </tr> <tr> <td colspan="16" style="background-color: #003366; color: white;">EAST and WEST</td> </tr> <tr> <td>2014</td><td>2015</td><td>2016</td><td>2017</td><td>2018</td><td>2019</td><td>2020</td><td>2021</td><td>2022</td><td>2023</td><td>2024</td><td>2025</td><td>2026</td><td>2027</td><td>2028</td><td>2029</td> </tr> <tr> <td colspan="2" style="background-color: #003366; color: white;">EAST WEST</td> <td colspan="14"></td> </tr> </table>		1982	1983	1984	1985	1986	1987	1988	1989	1990	1991	1992	1993	1994	1995	1996	1997	WEST										EAST + WEST						1998	1999	2000	2001	2002	2003	2004	2005	2006	2007	2008	2009	2010	2011	2012	2013	EAST and WEST																2014	2015	2016	2017	2018	2019	2020	2021	2022	2023	2024	2025	2026	2027	2028	2029	EAST WEST															
1982	1983	1984	1985	1986	1987	1988	1989	1990	1991	1992	1993	1994	1995	1996	1997																																																																																		
WEST										EAST + WEST																																																																																							
1998	1999	2000	2001	2002	2003	2004	2005	2006	2007	2008	2009	2010	2011	2012	2013																																																																																		
EAST and WEST																																																																																																	
2014	2015	2016	2017	2018	2019	2020	2021	2022	2023	2024	2025	2026	2027	2028	2029																																																																																		
EAST WEST																																																																																																	

No.	Name	Label	Survey period	Survey frequency
-----	------	-------	---------------	------------------

3.5.20) **hemm23**

obstacles to innovations due to: rationalisation protection agreement

West 1982 to 1990  
East and West 1991

annual  
once

Wording of question

<p>1982 to 1991</p> <p><b>V. Obstacles to innovations</b></p> <p>Currently our innovations are primarily hindered due to:</p> <p style="text-align: center;">rationalisation protection agreement <input type="checkbox"/> */**</p>	<p>Further information</p> <p>* 1982 to 1990: [2] = ticked off, no graded importance</p> <p>** 1991: [1] = not important [2] = important [3] = very important</p>																																																
<p>Time span of variable</p>																																																	
<table border="1" style="width: 100%; text-align: center;"> <tr> <td>1982</td><td>1983</td><td>1984</td><td>1985</td><td>1986</td><td>1987</td><td>1988</td><td>1989</td><td>1990</td><td>1991</td><td>1992</td><td>1993</td><td>1994</td><td>1995</td><td>1996</td><td>1997</td> </tr> <tr> <td colspan="10" style="background-color: #003366; color: white;">WEST</td> <td colspan="2" style="background-color: #003366; color: white;">EAST + WEST</td> <td></td><td></td><td></td><td></td> </tr> <tr> <td>1998</td><td>1999</td><td>2000</td><td>2001</td><td>2002</td><td>2003</td><td>2004</td><td>2005</td><td>2006</td><td>2007</td><td>2008</td><td>2009</td><td>2010</td><td>2011</td><td>2012</td><td>2013</td> </tr> </table>		1982	1983	1984	1985	1986	1987	1988	1989	1990	1991	1992	1993	1994	1995	1996	1997	WEST										EAST + WEST						1998	1999	2000	2001	2002	2003	2004	2005	2006	2007	2008	2009	2010	2011	2012	2013
1982	1983	1984	1985	1986	1987	1988	1989	1990	1991	1992	1993	1994	1995	1996	1997																																		
WEST										EAST + WEST																																							
1998	1999	2000	2001	2002	2003	2004	2005	2006	2007	2008	2009	2010	2011	2012	2013																																		

No.	Name	Label	Survey period	Survey frequency
-----	------	-------	---------------	------------------

3.5.21) **hemm24**

obstacles to innovations due to: regulation, standardization

East and West 1991

once

Wording of question

<p>1991</p> <p><b>V. Obstacles to innovations</b></p> <p>Currently our innovations are primarily hindered due to:</p> <p style="text-align: center;">regulation, standardization <input type="checkbox"/> *</p>	<p>Further information</p> <p>* characterisation in the dataset [1] = not important [2] = important [3] = very important</p>																																																
<p>Time span of variable</p>																																																	
<table border="1" style="width: 100%; text-align: center;"> <tr> <td>1982</td><td>1983</td><td>1984</td><td>1985</td><td>1986</td><td>1987</td><td>1988</td><td>1989</td><td>1990</td><td>1991</td><td>1992</td><td>1993</td><td>1994</td><td>1995</td><td>1996</td><td>1997</td> </tr> <tr> <td></td><td></td><td></td><td></td><td></td><td></td><td></td><td></td><td></td><td colspan="2" style="background-color: #003366; color: white;">EAST + WEST</td><td></td><td></td><td></td><td></td><td></td> </tr> <tr> <td>1998</td><td>1999</td><td>2000</td><td>2001</td><td>2002</td><td>2003</td><td>2004</td><td>2005</td><td>2006</td><td>2007</td><td>2008</td><td>2009</td><td>2010</td><td>2011</td><td>2012</td><td>2013</td> </tr> </table>		1982	1983	1984	1985	1986	1987	1988	1989	1990	1991	1992	1993	1994	1995	1996	1997										EAST + WEST							1998	1999	2000	2001	2002	2003	2004	2005	2006	2007	2008	2009	2010	2011	2012	2013
1982	1983	1984	1985	1986	1987	1988	1989	1990	1991	1992	1993	1994	1995	1996	1997																																		
									EAST + WEST																																								
1998	1999	2000	2001	2002	2003	2004	2005	2006	2007	2008	2009	2010	2011	2012	2013																																		

No.	Name	Label	Survey period	Survey frequency
-----	------	-------	---------------	------------------

3.5.22) **hemm25**

obstacles to innovations due to: lack of cooperation with scientific institutes

East and West since 1993

annual

Wording of question

<p>1993 to 2004</p> <p><b>V. Obstacles to innovations</b></p> <p>Currently our innovations are primarily hindered due to:</p> <p><b>innovation potential</b></p> <p>insufficient cooperation possibilities</p> <p style="text-align: center;">with public scientific institutes <input type="checkbox"/> **/**</p>	<p>Further information</p> <p>** 1993 to 1994 [2] = ticked off, no graded importance *** 1995 to 2008 [0] / [ ] = no importance or no specification [1] = less important [2] = important [3] = very important [4] = This box was only ticked off in the questionnaire</p>																																																																																																	
<p>2005 to 2012</p> <p><b>V. Obstacles to innovations</b></p> <p>Currently our innovations are primarily hindered due to:</p> <p>insufficient cooperation possibilities</p> <p style="text-align: center;">with scientific institutes <input type="checkbox"/> ***</p>																																																																																																		
<p>Time span of variable</p>																																																																																																		
<table border="1" style="width: 100%; text-align: center;"> <tr> <td>1982</td><td>1983</td><td>1984</td><td>1985</td><td>1986</td><td>1987</td><td>1988</td><td>1989</td><td>1990</td><td>1991</td><td>1992</td><td>1993</td><td>1994</td><td>1995</td><td>1996</td><td>1997</td> </tr> <tr> <td></td><td></td><td></td><td></td><td></td><td></td><td></td><td></td><td></td><td></td><td></td><td colspan="5" style="background-color: #003366; color: white;">EAST and WEST</td><td></td> </tr> <tr> <td>1998</td><td>1999</td><td>2000</td><td>2001</td><td>2002</td><td>2003</td><td>2004</td><td>2005</td><td>2006</td><td>2007</td><td>2008</td><td>2009</td><td>2010</td><td>2011</td><td>2012</td><td>2013</td> </tr> <tr> <td colspan="16" style="background-color: #003366; color: white;">EAST and WEST</td> </tr> <tr> <td>2014</td><td>2015</td><td>2016</td><td>2017</td><td>2018</td><td>2019</td><td>2020</td><td>2021</td><td>2022</td><td>2023</td><td>2024</td><td>2025</td><td>2026</td><td>2027</td><td>2028</td><td>2029</td> </tr> <tr> <td colspan="2" style="background-color: #003366; color: white;">EAST WEST</td> <td colspan="14" style="text-align: center;">Seite 118</td> </tr> </table>		1982	1983	1984	1985	1986	1987	1988	1989	1990	1991	1992	1993	1994	1995	1996	1997												EAST and WEST						1998	1999	2000	2001	2002	2003	2004	2005	2006	2007	2008	2009	2010	2011	2012	2013	EAST and WEST																2014	2015	2016	2017	2018	2019	2020	2021	2022	2023	2024	2025	2026	2027	2028	2029	EAST WEST		Seite 118													
1982	1983	1984	1985	1986	1987	1988	1989	1990	1991	1992	1993	1994	1995	1996	1997																																																																																			
											EAST and WEST																																																																																							
1998	1999	2000	2001	2002	2003	2004	2005	2006	2007	2008	2009	2010	2011	2012	2013																																																																																			
EAST and WEST																																																																																																		
2014	2015	2016	2017	2018	2019	2020	2021	2022	2023	2024	2025	2026	2027	2028	2029																																																																																			
EAST WEST		Seite 118																																																																																																



No.	Name	Label	Survey period	Survey frequency
-----	------	-------	---------------	------------------

3.5.23) **hemm19**      obstacles to innovations due to: restrictive legislation      **East and West since 1993**      **annual**

**Wording of question**

<p>1993 to 2012</p> <p><b>V. Obstacles to innovations</b></p> <p>Currently our innovations are primarily hindered due to:</p> <p><b>other factors*</b></p> <p style="text-align: center;">restrictive legislation      <input type="checkbox"/> **/**</p>	<p><b>Further information</b></p> <p>*addition 1993 to 2004</p> <p>** 1993 to 1994: [2] = ticked off, no graded importance</p> <p>*** 1995 to 2012 [0] / [ ] = no importance or no specification [1] = less important [2] = important [3] = very important [4] = This box was only ticked off in the questionnaire</p>																																																																																															
<p><b>Time span of variable</b></p> <table border="1" style="width: 100%; text-align: center;"> <tr> <td>1982</td><td>1983</td><td>1984</td><td>1985</td><td>1986</td><td>1987</td><td>1988</td><td>1989</td><td>1990</td><td>1991</td><td>1992</td><td>1993</td><td>1994</td><td>1995</td><td>1996</td><td>1997</td> </tr> <tr> <td colspan="12"></td> <td colspan="2" style="background-color: #003366; color: white;"><b>EAST and WEST</b></td> <td></td> </tr> <tr> <td>1998</td><td>1999</td><td>2000</td><td>2001</td><td>2002</td><td>2003</td><td>2004</td><td>2005</td><td>2006</td><td>2007</td><td>2008</td><td>2009</td><td>2010</td><td>2011</td><td>2012</td><td>2013</td> </tr> <tr> <td colspan="16" style="background-color: #003366; color: white;"><b>EAST and WEST</b></td> </tr> <tr> <td>2014</td><td>2015</td><td>2016</td><td>2017</td><td>2018</td><td>2019</td><td>2020</td><td>2021</td><td>2022</td><td>2023</td><td>2024</td><td>2025</td><td>2026</td><td>2027</td><td>2028</td><td>2029</td> </tr> <tr> <td colspan="2" style="background-color: #003366; color: white;"><b>EAST</b></td> <td colspan="2" style="background-color: #003366; color: white;"><b>WEST</b></td> <td colspan="12"></td> </tr> </table>		1982	1983	1984	1985	1986	1987	1988	1989	1990	1991	1992	1993	1994	1995	1996	1997													<b>EAST and WEST</b>			1998	1999	2000	2001	2002	2003	2004	2005	2006	2007	2008	2009	2010	2011	2012	2013	<b>EAST and WEST</b>																2014	2015	2016	2017	2018	2019	2020	2021	2022	2023	2024	2025	2026	2027	2028	2029	<b>EAST</b>		<b>WEST</b>													
1982	1983	1984	1985	1986	1987	1988	1989	1990	1991	1992	1993	1994	1995	1996	1997																																																																																	
												<b>EAST and WEST</b>																																																																																				
1998	1999	2000	2001	2002	2003	2004	2005	2006	2007	2008	2009	2010	2011	2012	2013																																																																																	
<b>EAST and WEST</b>																																																																																																
2014	2015	2016	2017	2018	2019	2020	2021	2022	2023	2024	2025	2026	2027	2028	2029																																																																																	
<b>EAST</b>		<b>WEST</b>																																																																																														

No.	Name	Label	Survey period	Survey frequency
-----	------	-------	---------------	------------------



Wording of question

1993 to 2012 <b>V. Obstacles to innovations</b> Currently our innovations are primarily hindered due to:* <b>other factors*</b> long administration process <input type="checkbox"/> **/**	<b>Further information</b>  *addition 1993 to 2004  ** 1993 to 1994: [2] = ticked off, no graded importance *** 1995 to 2012 [0] / [ ] = no importance or no specification [1] = less important [2] = important [3] = very important [4] = This box was only ticked off in the questionnaire																																																																																																
Time span of variable																																																																																																	
<table border="1"> <tr> <td>1982</td><td>1983</td><td>1984</td><td>1985</td><td>1986</td><td>1987</td><td>1988</td><td>1989</td><td>1990</td><td>1991</td><td>1992</td><td>1993</td><td>1994</td><td>1995</td><td>1996</td><td>1997</td> </tr> <tr> <td></td><td></td><td></td><td></td><td></td><td></td><td></td><td></td><td></td><td></td><td></td><td colspan="2" style="background-color: #003366; color: white; text-align: center;">EAST and WEST</td><td></td><td></td><td></td> </tr> <tr> <td>1998</td><td>1999</td><td>2000</td><td>2001</td><td>2002</td><td>2003</td><td>2004</td><td>2005</td><td>2006</td><td>2007</td><td>2008</td><td>2009</td><td>2010</td><td>2011</td><td>2012</td><td>2013</td> </tr> <tr> <td colspan="16" style="background-color: #003366; color: white; text-align: center;">EAST and WEST</td> </tr> <tr> <td>2014</td><td>2015</td><td>2016</td><td>2017</td><td>2018</td><td>2019</td><td>2020</td><td>2021</td><td>2022</td><td>2023</td><td>2024</td><td>2025</td><td>2026</td><td>2027</td><td>2028</td><td>2029</td> </tr> <tr> <td colspan="2" style="background-color: #003366; color: white; text-align: center;">EAST</td> <td colspan="2" style="background-color: #003366; color: white; text-align: center;">WEST</td> <td colspan="12"></td> </tr> </table>	1982	1983	1984	1985	1986	1987	1988	1989	1990	1991	1992	1993	1994	1995	1996	1997												EAST and WEST					1998	1999	2000	2001	2002	2003	2004	2005	2006	2007	2008	2009	2010	2011	2012	2013	EAST and WEST																2014	2015	2016	2017	2018	2019	2020	2021	2022	2023	2024	2025	2026	2027	2028	2029	EAST		WEST														
1982	1983	1984	1985	1986	1987	1988	1989	1990	1991	1992	1993	1994	1995	1996	1997																																																																																		
											EAST and WEST																																																																																						
1998	1999	2000	2001	2002	2003	2004	2005	2006	2007	2008	2009	2010	2011	2012	2013																																																																																		
EAST and WEST																																																																																																	
2014	2015	2016	2017	2018	2019	2020	2021	2022	2023	2024	2025	2026	2027	2028	2029																																																																																		
EAST		WEST																																																																																															

No.	Name	Label	Survey period	Survey frequency
-----	------	-------	---------------	------------------

Wording of question

1991 to 2004 <b>V. Obstacles to innovations</b> Currently our innovations are primarily hindered due to:* <b>other factors*</b> problems of acceptance with regards to the novelty of products/processes <input type="checkbox"/> **/**/****	<b>Further information</b>  *addition 1993 to 2004  ** 1991 [1] = not important [2] = important [3] = very important *** 1993 to 1994 [2] = ticked off, no graded importance **** 1995 to 2012 [0] / [ ] = no importance or no specification [1] = less important [2] = important [3] = very important [4] = This box was only ticked off in the questionnaire																																																																																																
2005 to 2012 <b>IV. Obstacles to innovations</b> Currently our innovations are primarily hindered due to: problems of customer acceptance <input type="checkbox"/> ****																																																																																																	
Time span of variable																																																																																																	
<table border="1"> <tr> <td>1982</td><td>1983</td><td>1984</td><td>1985</td><td>1986</td><td>1987</td><td>1988</td><td>1989</td><td>1990</td><td>1991</td><td>1992</td><td>1993</td><td>1994</td><td>1995</td><td>1996</td><td>1997</td> </tr> <tr> <td></td><td></td><td></td><td></td><td></td><td></td><td></td><td></td><td></td><td></td><td></td><td colspan="2" style="background-color: #003366; color: white; text-align: center;">EAST + WEST</td><td></td><td></td><td></td> </tr> <tr> <td>1998</td><td>1999</td><td>2000</td><td>2001</td><td>2002</td><td>2003</td><td>2004</td><td>2005</td><td>2006</td><td>2007</td><td>2008</td><td>2009</td><td>2010</td><td>2011</td><td>2012</td><td>2013</td> </tr> <tr> <td colspan="16" style="background-color: #003366; color: white; text-align: center;">EAST and WEST</td> </tr> <tr> <td>2014</td><td>2015</td><td>2016</td><td>2017</td><td>2018</td><td>2019</td><td>2020</td><td>2021</td><td>2022</td><td>2023</td><td>2024</td><td>2025</td><td>2026</td><td>2027</td><td>2028</td><td>2029</td> </tr> <tr> <td colspan="2" style="background-color: #003366; color: white; text-align: center;">EAST</td> <td colspan="2" style="background-color: #003366; color: white; text-align: center;">WEST</td> <td colspan="12"></td> </tr> </table>	1982	1983	1984	1985	1986	1987	1988	1989	1990	1991	1992	1993	1994	1995	1996	1997												EAST + WEST					1998	1999	2000	2001	2002	2003	2004	2005	2006	2007	2008	2009	2010	2011	2012	2013	EAST and WEST																2014	2015	2016	2017	2018	2019	2020	2021	2022	2023	2024	2025	2026	2027	2028	2029	EAST		WEST														
1982	1983	1984	1985	1986	1987	1988	1989	1990	1991	1992	1993	1994	1995	1996	1997																																																																																		
											EAST + WEST																																																																																						
1998	1999	2000	2001	2002	2003	2004	2005	2006	2007	2008	2009	2010	2011	2012	2013																																																																																		
EAST and WEST																																																																																																	
2014	2015	2016	2017	2018	2019	2020	2021	2022	2023	2024	2025	2026	2027	2028	2029																																																																																		
EAST		WEST																																																																																															

**3.6 Main focus of innovations**

No.	Name	Label	Survey period	Survey frequency
-----	------	-------	---------------	------------------

Wording of question

1982 to 1997 <b>IV./V./VI./VII. Main focus of innovations</b> Which main focuses for your innovation activities are very important with regards to: <b>product innovations</b> new materials <input type="checkbox"/> 19WW* introduced innovations <input type="checkbox"/> [2]**/**	<b>Further information</b>  **"19WW" denotes the year under review  ** 1996 to 1997 [0] / [ ] = no importance or no specification [1] = less important [2] = important [3] = very important																																
Time span of variable																																	
<table border="1"> <tr> <td>1982</td><td>1983</td><td>1984</td><td>1985</td><td>1986</td><td>1987</td><td>1988</td><td>1989</td><td>1990</td><td>1991</td><td>1992</td><td>1993</td><td>1994</td><td>1995</td><td>1996</td><td>1997</td> </tr> <tr> <td colspan="10" style="background-color: #003366; color: white; text-align: center;">WEST</td> <td colspan="2" style="background-color: #003366; color: white; text-align: center;">EAST +</td> <td colspan="4"></td> </tr> </table>	1982	1983	1984	1985	1986	1987	1988	1989	1990	1991	1992	1993	1994	1995	1996	1997	WEST										EAST +						
1982	1983	1984	1985	1986	1987	1988	1989	1990	1991	1992	1993	1994	1995	1996	1997																		
WEST										EAST +																							

									WEST								[4] = This box was only ticked off in the questionnaire
1998	1999	2000	2001	2002	2003	2004	2005	2006	2007	2008	2009	2010	2011	2012	2013	***1982 to 1991: [2] = ticked off, no graded importance	

No.	Name	Label	Survey period	Survey frequency
-----	------	-------	---------------	------------------

3.6.2) ts2

main focus of future innovations: new materials


West 1982 to 1990  
East and West 1991 to 1997

annual  
irregular

Wording of question

<p>1982 to 1997</p> <p><b>IV./V./VI./VII. Main focus of innovations</b></p> <p>Which main focuses for your innovation activities are very important with regards to:</p> <p><b>product innovations</b></p> <p style="text-align: center;">new materials</p> <p style="text-align: right;">future innovation projects [2]**/*</p>	<p>Further information</p>
--	----------------------------

Time span of variable



\* 1996 to 1997  
[0] / [ ] = no importance or no specification  
[1] = less important  
[2] = important  
[3] = very important  
[4] = This box was only ticked off in the questionnaire

\*\*1982 to 1991:  
[2] = ticked off, no graded importance

No.	Name	Label	Survey period	Survey frequency
-----	------	-------	---------------	------------------

3.6.3) ts3

main focus of realised innovations: pre-products

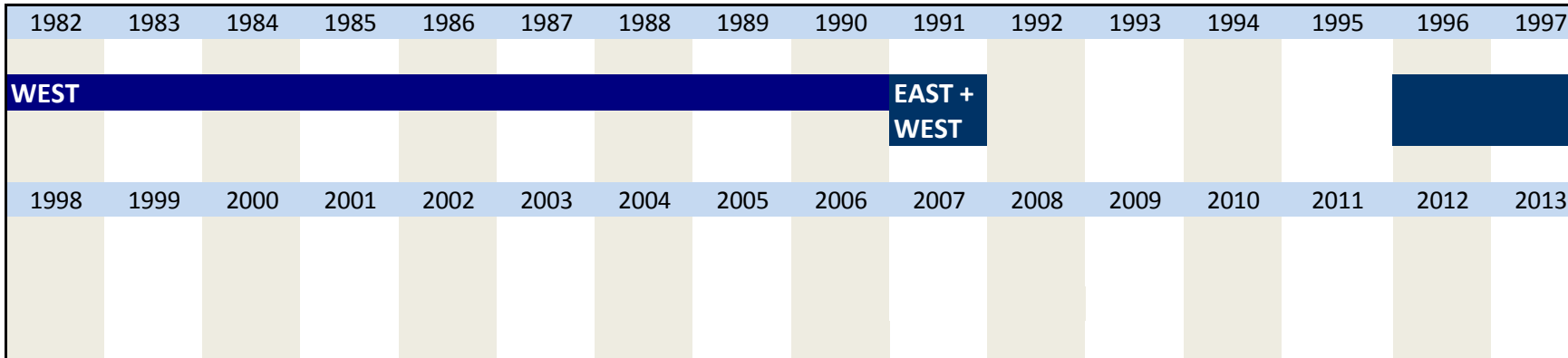
West 1982 to 1990  
East and West 1991 to 1997

annual  
irregular

Wording of question

<p>1982 to 1997</p> <p><b>IV./V./VI./VII. Main focus of innovations</b></p> <p>Which main focuses for your innovation activities are very important with regards to:</p> <p><b>product innovations</b></p> <p style="text-align: center;">new pre-products</p> <p style="text-align: right;">19WW* introduced innovations [2]***/**</p>	<p>Further information</p>
---	----------------------------

Time span of variable



\*\* 1996 to 1997  
[0] / [ ] = no importance or no specification  
[1] = less important  
[2] = important  
[3] = very important  
[4] = This box was only ticked off in the questionnaire

\*\*\*1982 to 1991:  
[2] = ticked off, no graded importance

No.	Name	Label	Survey period	Survey frequency
-----	------	-------	---------------	------------------

3.6.4) ts4

main focus of future innovations: pre-products

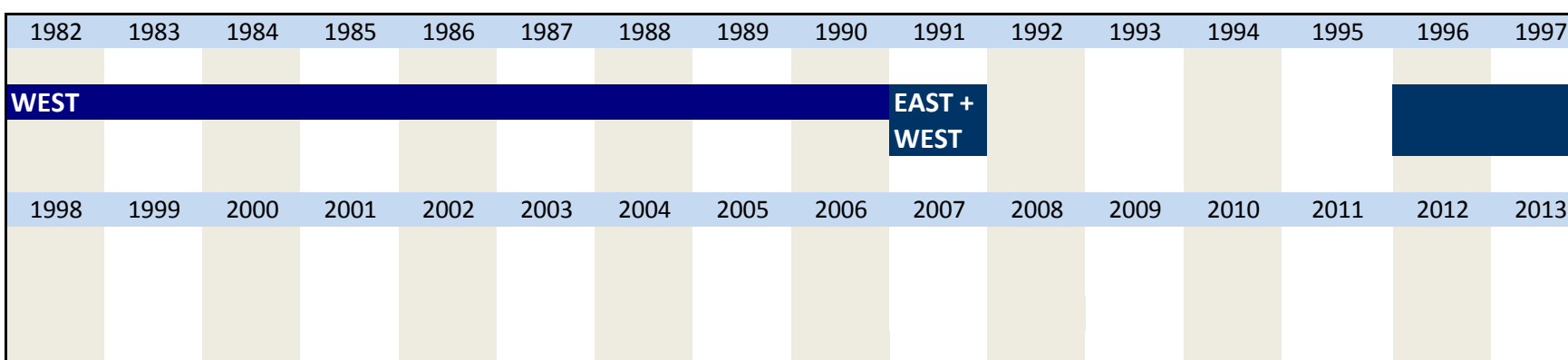
West 1982 to 1990  
East and West 1991 to 1997

annual  
irregular

Wording of question

<p>1982 to 1997</p> <p><b>IV./V./VI./VII. Main focus of innovations</b></p> <p>Which main focuses for your innovation activities are very important with regards to:</p> <p><b>product innovations</b></p> <p style="text-align: center;">new pre-products</p> <p style="text-align: right;">future innovation projects [2]**/*</p>	<p>Further information</p>
---	----------------------------

Time span of variable



\* 1996 to 1997  
[0] / [ ] = no importance or no specification  
[1] = less important  
[2] = important  
[3] = very important  
[4] = This box was only ticked off in the questionnaire

\*\*1982 to 1991:  
[2] = ticked off, no graded importance

No.	Name	Label	Survey period	Survey frequency
-----	------	-------	---------------	------------------

3.6.5) ts5

main focus realised innovations: new fuctional solutions


West 1982 to 1990  
East and West 1991 to 1997

annual  
irregular

Wording of question

1982 to 1997 <b>IV./V./VI./VII. Main focus of innovations</b> Which main focuses for your innovation activities are very important with regards to: <b>product innovations</b> new fuctional solutions for existing products	Further information 19WW* introduced innovations <input type="checkbox"/> [2]**/**
--	---

Time span of variable



\*\* 1996 to 1997  
 [0] / [ ] = no importance or no specification  
 [1] = less important  
 [2] = important  
 [3] = very important  
 [4] = This box was only ticked off in the questionnaire  
 \*\*\*1982 to 1991:  
 [2] = ticked off, no graded importance

No.	Name	Label	Survey period	Survey frequency
-----	------	-------	---------------	------------------

3.6.6) ts6

main focus of future innovations: new fuctional solutions

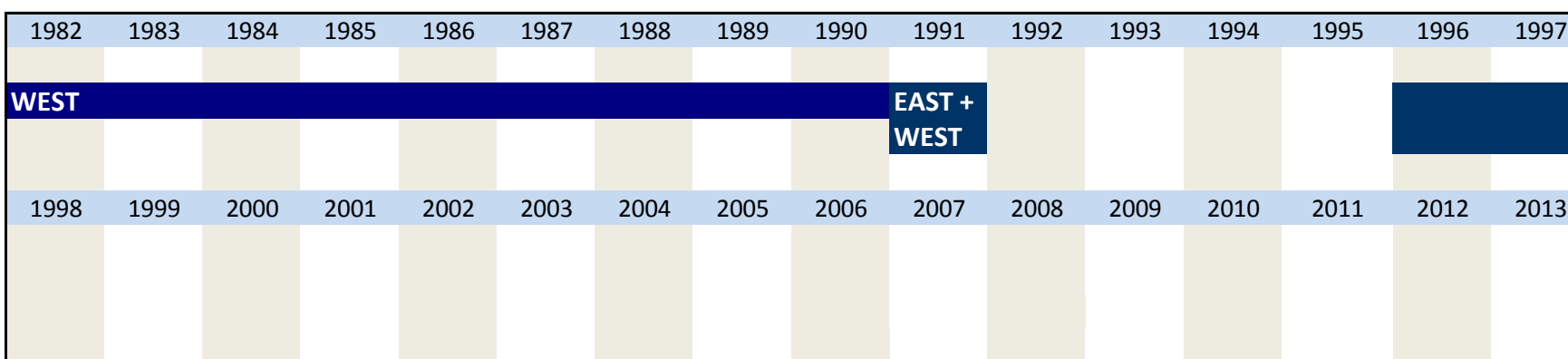
West 1982 to 1990  
East and West 1991 to 1997

annual  
irregular

Wording of question

1982 to 1997 <b>IV./V./VI./VII. Main focus of innovations</b> Which main focuses for your innovation activities are very important with regards to: <b>product innovations</b> new fuctional solutions for existing products	future innovation projects <input type="checkbox"/> [2]**/*
--	---

Time span of variable



\* 1996 to 1997  
 [0] / [ ] = no importance or no specification  
 [1] = less important  
 [2] = important  
 [3] = very important  
 [4] = This box was only ticked off in the questionnaire  
 \*\*1982 to 1991:  
 [2] = ticked off, no graded importance

No.	Name	Label	Survey period	Survey frequency
-----	------	-------	---------------	------------------

3.6.7) ts7

main focus of realised innovations: basically new products

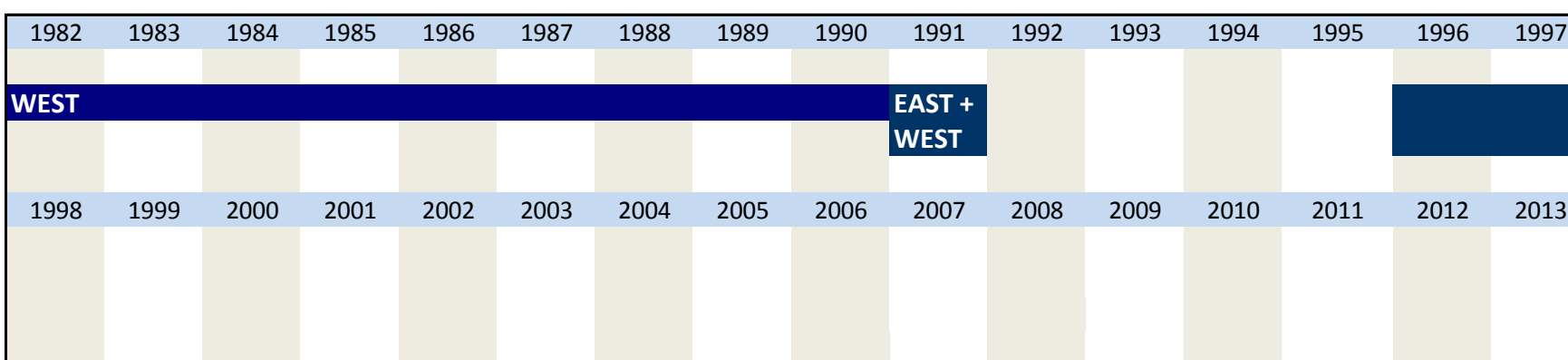
West 1982 to 1990  
East and West 1991 to 1997

annual  
irregular

Wording of question

1982 to 1997 <b>IV./V./VI./VII. Main focus of innovations</b> Which main focuses for your innovation activities are very important with regards to: <b>product innovations</b> basically new products	19WW* introduced innovations <input type="checkbox"/> [2]**/**
---	--

Time span of variable



\*\* 1996 to 1997  
 [0] / [ ] = no importance or no specification  
 [1] = less important  
 [2] = important  
 [3] = very important  
 [4] = This box was only ticked off in the questionnaire  
 \*\*\*1982 to 1991:  
 [2] = ticked off, no graded importance

No.	Name	Label	Survey period	Survey frequency
-----	------	-------	---------------	------------------

3.6.8) ts8

main focus of future innovations: basically new products

West 1982 to 1990

East and West 1991 to 1997


annual

irregular

Wording of question

<p>1982 to 1997</p> <p><b>IV./V./VI./VII. Main focus of innovations</b></p> <p>Which main focuses for your innovation activities are very important with regards to:</p> <p><b>product innovations</b></p> <p style="text-align: center;">basically new products</p> <p style="text-align: right;">future innovation projects <input type="checkbox"/> [2]**/*</p>	<p>Further information</p>
--	----------------------------

Time span of variable



\* 1996 to 1997  
 [0] / [ ] = no importance or no specification  
 [1] = less important  
 [2] = important  
 [3] = very important  
 [4] = This box was only ticked off in the questionnaire

\*\*1982 to 1991:  
 [2] = ticked off, no graded importance

No.	Name	Label	Survey period	Survey frequency
-----	------	-------	---------------	------------------

3.6.9) ts9

main focus of realised innovations: new prod./processing technology

West 1982 to 1990

East and West 1991 to 1997

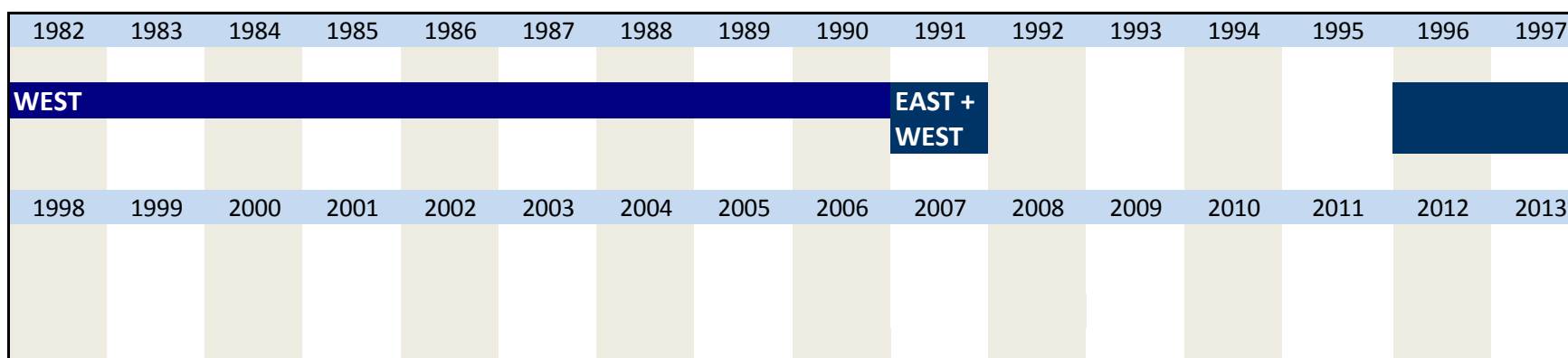
annual

irregular

Wording of question

<p>1982 to 1997</p> <p><b>IV./V./VI./VII. Main focus of innovations</b></p> <p>Which main focuses for your innovation activities are very important with regards to:</p> <p><b>Process innovations in production</b></p> <p style="text-align: center;">new production /processing technology</p> <p style="text-align: right;">19WW* introduced innovations <input type="checkbox"/> [2]***/**</p>	<p>Further information</p> <p>**"19WW" denotes the year under review</p>
---	--

Time span of variable



\*\* 1996 to 1997  
 [0] / [ ] = no importance or no specification  
 [1] = less important  
 [2] = important  
 [3] = very important  
 [4] = This box was only ticked off in the questionnaire

\*\*\*1982 to 1991:  
 [2] = ticked off, no graded importance

No.	Name	Label	Survey period	Survey frequency
-----	------	-------	---------------	------------------

3.6.10) ts10

main focus of future innovations: new prod./processing techn.

West 1982 to 1990

East and West 1991 to 1997

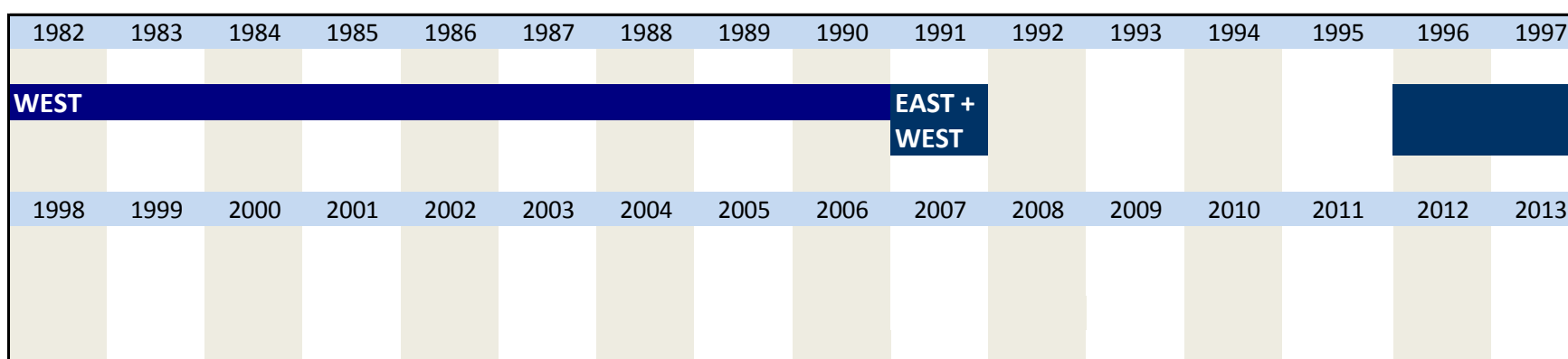
annual

irregular

Wording of question

<p>1982 to 1997</p> <p><b>IV./V./VI./VII. Main focus of innovations</b></p> <p>Which main focuses for your innovation activities are very important with regards to:</p> <p><b>Process innovations in production</b></p> <p style="text-align: center;">new production /processing technology</p> <p style="text-align: right;">future innovation projects <input type="checkbox"/> [2]**/*</p>	<p>Further information</p>
---	----------------------------

Time span of variable



\* 1996 to 1997  
 [0] / [ ] = no importance or no specification  
 [1] = less important  
 [2] = important  
 [3] = very important  
 [4] = This box was only ticked off in the questionnaire

\*\*1982 to 1991:  
 [2] = ticked off, no graded importance

No.	Name	Label	Survey period	Survey frequency
-----	------	-------	---------------	------------------

3.6.11) ts11

main focus of realised innovations: further automation

West 1982 to 1990

East and West 1991 to 1997


annual

irregular

Wording of question

1982 to 1997 <b>IV./V./VI./VII. Main focus of innovations</b> Which main focuses for your innovation activities are very important with regards to: <b>Process innovations in production</b>  further automation  19WW* introduced innovations <input type="checkbox"/> [2]**/**	<b>Further information</b>  **"19WW" denotes the year under review
---	--

Time span of variable



\*\* 1996 to 1997  
[0] / [ ] = no importance or no specification  
[1] = less important  
[2] = important  
[3] = very important  
[4] = This box was only ticked off in the questionnaire

\*\*\*1982 to 1991:  
[2] = ticked off, no graded importance

No.	Name	Label	Survey period	Survey frequency
-----	------	-------	---------------	------------------

3.6.12) ts12

main focus of future innovations: further automation

West 1982 to 1990

East and West 1991 to 1997

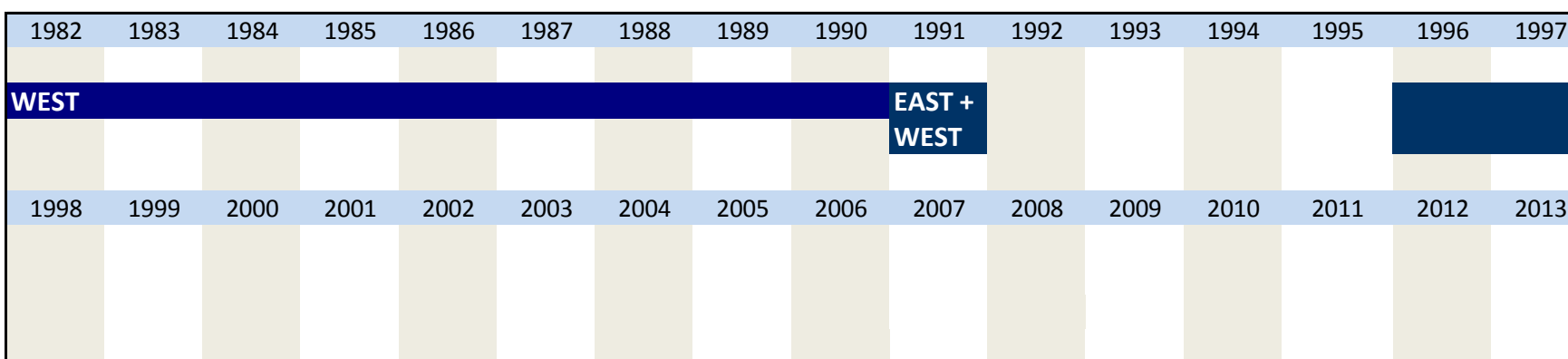
annual

irregular

Wording of question

1982 to 1997 <b>IV./V./VI./VII. Main focus of innovations</b> Which main focuses for your innovation activities are very important with regards to: <b>Process innovations in production</b>  further automation  future innovation projects <input type="checkbox"/> [2]**/**	<b>Further information</b>
---	----------------------------

Time span of variable



\* 1996 to 1997  
[0] / [ ] = no importance or no specification  
[1] = less important  
[2] = important  
[3] = very important  
[4] = This box was only ticked off in the questionnaire

\*\*1982 to 1991:  
[2] = ticked off, no graded importance

No.	Name	Label	Survey period	Survey frequency
-----	------	-------	---------------	------------------

3.6.13) ts13

main focus of realised innovations: new organisation structures

West 1982 to 1990

East and West 1991 to 1997

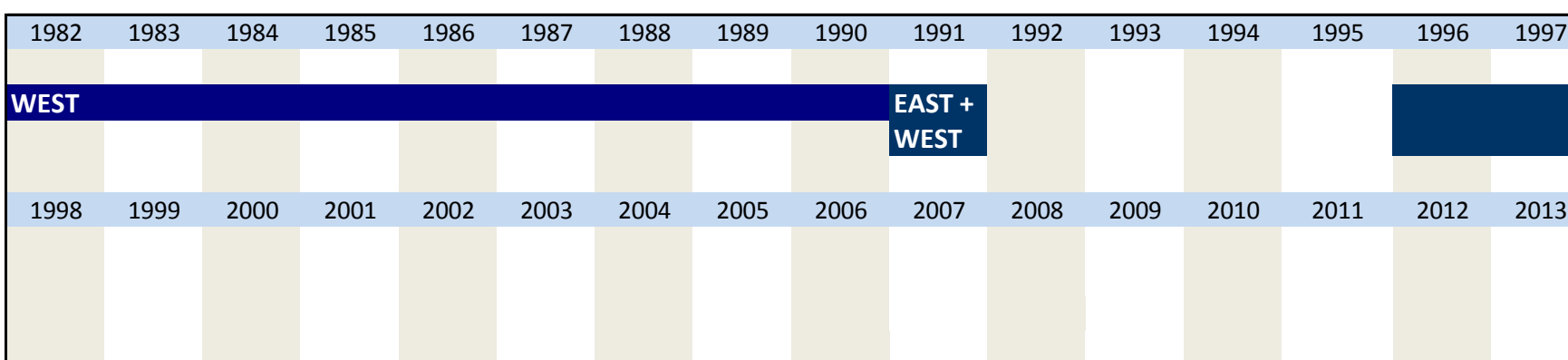
annual

irregular

Wording of question

1982 to 1997 <b>IV./V./VI./VII. Main focus of innovations</b> Which main focuses for your innovation activities are very important with regards to: <b>Process innovations in production</b>  new technical organisation structures  19WW* introduced innovations <input type="checkbox"/> [2]**/**	<b>Further information</b>  **"19WW" denotes the year under review
--	--

Time span of variable



\*\* 1996 to 1997  
[0] / [ ] = no importance or no specification  
[1] = less important  
[2] = important  
[3] = very important  
[4] = This box was only ticked off in the questionnaire

\*\*\*1982 to 1991:  
[2] = ticked off, no graded importance

No.	Name	Label	Survey period	Survey frequency
-----	------	-------	---------------	------------------

3.6.14) ts14

main focus of future innovations: new organisation structures

West 1982 to 1990

East and West 1991 to 1997


annual

irregular

Wording of question

<p>1982 to 1997</p> <p><b>IV./V./VI./VII. Main focus of innovations</b></p> <p>Which main focuses for your innovation activities are very important with regards to:</p> <p><b>Process innovations in production</b></p> <p>new technical organisation structures</p> <p style="text-align: right;">future innovation projects <input type="checkbox"/> [2]**/**</p>	<p>Further information</p>
--	----------------------------

Time span of variable



\* 1996 to 1997  
 [0] / [ ] = no importance or no specification  
 [1] = less important  
 [2] = important  
 [3] = very important  
 [4] = This box was only ticked off in the questionnaire

\*\*1982 to 1991:  
 [2] = ticked off, no graded importance

No.	Name	Label	Survey period	Survey frequency
-----	------	-------	---------------	------------------

3.6.15) ts15

main focus of realised innovations: data processing

West 1982 to 1990

East and West 1991 to 1997

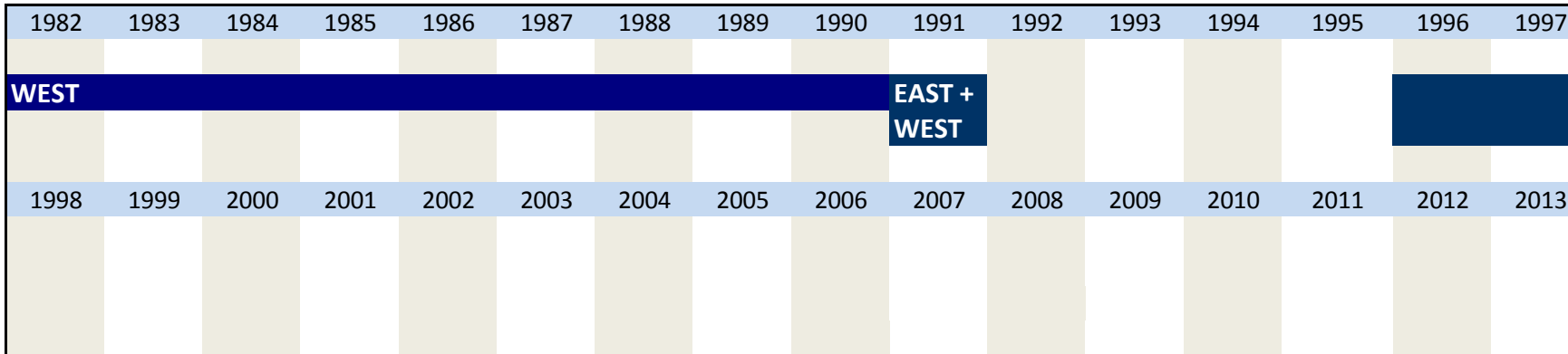
annual

irregular

Wording of question

<p>1982 to 1997</p> <p><b>IV./V./VI./VII. Main focus of innovations</b></p> <p>Which main focuses for your innovation activities are very important with regards to:</p> <p><b>Process innovations in administration</b></p> <p>data processing</p> <p style="text-align: right;">19WW* introduced innovations <input type="checkbox"/> [2]**/**</p>	<p>Further information</p> <p>**"19WW" denotes the year under review</p>
--	--

Time span of variable



\*\* 1996 to 1997  
 [0] / [ ] = no importance or no specification  
 [1] = less important  
 [2] = important  
 [3] = very important  
 [4] = This box was only ticked off in the questionnaire

\*\*\*1982 to 1991:  
 [2] = ticked off, no graded importance

No.	Name	Label	Survey period	Survey frequency
-----	------	-------	---------------	------------------

3.6.16) ts16

main focus of future innovations: data processing

West 1982 to 1990

East and West 1991 to 1997


annual

irregular

Wording of question

<p>1982 to 1997</p> <p><b>IV./V./VI./VII. Main focus of innovations</b></p> <p>Which main focuses for your innovation activities are very important with regards to:</p> <p><b>Process innovations in administration</b></p> <p>data processing</p> <p style="text-align: right;">future innovation projects <input type="checkbox"/> [2]**/**</p>	<p>Further information</p>
--	----------------------------

Time span of variable



\* 1996 to 1997  
 [0] / [ ] = no importance or no specification  
 [1] = less important  
 [2] = important  
 [3] = very important  
 [4] = This box was only ticked off in the questionnaire

\*\*1982 to 1991:  
 [2] = ticked off, no graded importance

No.	Name	Label	Survey period	Survey frequency
-----	------	-------	---------------	------------------

3.6.17) ts17

main focus of realised innovations: text processing

West 1982 to 1990

East and West 1991 to 1997

annual

irregular

Wording of question

<p>1982 to 1997</p> <p><b>IV./V./VI./VII. Main focus of innovations</b></p> <p>Which main focuses for your innovation activities are very important with regards to:</p> <p><b>Process innovations in administration</b></p> <p style="text-align: center;">text processing</p> <p style="text-align: right;">19WW* introduced innovations <input type="checkbox"/> [2]**/**</p>	<p>Further information</p> <p>**"19WW" denotes the year under review</p> <p>** 1996 to 1997</p> <p>[0] / [ ] = no importance or no specification</p> <p>[1] = less important</p> <p>[2] = important</p> <p>[3] = very important</p> <p>[4] = This box was only ticked off in the questionnaire</p> <p>***1982 to 1991: [2] = ticked off, no graded importance</p>																																																
<p><b>Time span of variable</b></p> <table border="1" style="width: 100%; text-align: center;"> <tr> <td>1982</td><td>1983</td><td>1984</td><td>1985</td><td>1986</td><td>1987</td><td>1988</td><td>1989</td><td>1990</td><td>1991</td><td>1992</td><td>1993</td><td>1994</td><td>1995</td><td>1996</td><td>1997</td> </tr> <tr> <td colspan="9">WEST</td> <td colspan="2">EAST + WEST</td> <td colspan="5"></td> </tr> <tr> <td>1998</td><td>1999</td><td>2000</td><td>2001</td><td>2002</td><td>2003</td><td>2004</td><td>2005</td><td>2006</td><td>2007</td><td>2008</td><td>2009</td><td>2010</td><td>2011</td><td>2012</td><td>2013</td> </tr> </table>		1982	1983	1984	1985	1986	1987	1988	1989	1990	1991	1992	1993	1994	1995	1996	1997	WEST									EAST + WEST							1998	1999	2000	2001	2002	2003	2004	2005	2006	2007	2008	2009	2010	2011	2012	2013
1982	1983	1984	1985	1986	1987	1988	1989	1990	1991	1992	1993	1994	1995	1996	1997																																		
WEST									EAST + WEST																																								
1998	1999	2000	2001	2002	2003	2004	2005	2006	2007	2008	2009	2010	2011	2012	2013																																		

No.	Name	Label	Survey period	Survey frequency
-----	------	-------	---------------	------------------

3.6.18) ts18

main focus of future innovations: text processing

West 1982 to 1990

East and West 1991 to 1997

annual

irregular

Wording of question

<p>1982 to 1997</p> <p><b>IV./V./VI./VII. Main focus of innovations</b></p> <p>Which main focuses for your innovation activities are very important with regards to:</p> <p><b>Process innovations in administration</b></p> <p style="text-align: center;">text processing</p> <p style="text-align: right;">future innovation projects <input type="checkbox"/> [2]**/**</p>	<p>Further information</p> <p>* 1996 to 1997</p> <p>[0] / [ ] = no importance or no specification</p> <p>[1] = less important</p> <p>[2] = important</p> <p>[3] = very important</p> <p>[4] = This box was only ticked off in the questionnaire</p> <p>**1982 to 1991: [2] = ticked off, no graded importance</p>																																																
<p><b>Time span of variable</b></p> <table border="1" style="width: 100%; text-align: center;"> <tr> <td>1982</td><td>1983</td><td>1984</td><td>1985</td><td>1986</td><td>1987</td><td>1988</td><td>1989</td><td>1990</td><td>1991</td><td>1992</td><td>1993</td><td>1994</td><td>1995</td><td>1996</td><td>1997</td> </tr> <tr> <td colspan="9">WEST</td> <td colspan="2">EAST + WEST</td> <td colspan="5"></td> </tr> <tr> <td>1998</td><td>1999</td><td>2000</td><td>2001</td><td>2002</td><td>2003</td><td>2004</td><td>2005</td><td>2006</td><td>2007</td><td>2008</td><td>2009</td><td>2010</td><td>2011</td><td>2012</td><td>2013</td> </tr> </table>		1982	1983	1984	1985	1986	1987	1988	1989	1990	1991	1992	1993	1994	1995	1996	1997	WEST									EAST + WEST							1998	1999	2000	2001	2002	2003	2004	2005	2006	2007	2008	2009	2010	2011	2012	2013
1982	1983	1984	1985	1986	1987	1988	1989	1990	1991	1992	1993	1994	1995	1996	1997																																		
WEST									EAST + WEST																																								
1998	1999	2000	2001	2002	2003	2004	2005	2006	2007	2008	2009	2010	2011	2012	2013																																		

No.	Name	Label	Survey period	Survey frequency
-----	------	-------	---------------	------------------

3.6.19) ts19

main focus of realised innovations: inform. and communication technology

West 1982 to 1990

East and West 1991 to 1997

annual

irregular

Wording of question

<p>1982 to 1997</p> <p><b>IV./V./VI./VII. Main focus of innovations</b></p> <p>Which main focuses for your innovation activities are very important with regards to:</p> <p><b>Process innovations in administration</b></p> <p style="text-align: center;">information and communication technology</p> <p style="text-align: right;">19WW* introduced innovations <input type="checkbox"/> [2]**/**</p>	<p>Further information</p> <p>**"19WW" denotes the year under review</p> <p>** 1996 to 1997</p> <p>[0] / [ ] = no importance or no specification</p> <p>[1] = less important</p> <p>[2] = important</p> <p>[3] = very important</p> <p>[4] = This box was only ticked off in the questionnaire</p> <p>***1982 to 1991: [2] = ticked off, no graded importance</p>																																																
<p><b>Time span of variable</b></p> <table border="1" style="width: 100%; text-align: center;"> <tr> <td>1982</td><td>1983</td><td>1984</td><td>1985</td><td>1986</td><td>1987</td><td>1988</td><td>1989</td><td>1990</td><td>1991</td><td>1992</td><td>1993</td><td>1994</td><td>1995</td><td>1996</td><td>1997</td> </tr> <tr> <td colspan="9">WEST</td> <td colspan="2">EAST + WEST</td> <td colspan="5"></td> </tr> <tr> <td>1998</td><td>1999</td><td>2000</td><td>2001</td><td>2002</td><td>2003</td><td>2004</td><td>2005</td><td>2006</td><td>2007</td><td>2008</td><td>2009</td><td>2010</td><td>2011</td><td>2012</td><td>2013</td> </tr> </table>		1982	1983	1984	1985	1986	1987	1988	1989	1990	1991	1992	1993	1994	1995	1996	1997	WEST									EAST + WEST							1998	1999	2000	2001	2002	2003	2004	2005	2006	2007	2008	2009	2010	2011	2012	2013
1982	1983	1984	1985	1986	1987	1988	1989	1990	1991	1992	1993	1994	1995	1996	1997																																		
WEST									EAST + WEST																																								
1998	1999	2000	2001	2002	2003	2004	2005	2006	2007	2008	2009	2010	2011	2012	2013																																		

No.	Name	Label	Survey period	Survey frequency
-----	------	-------	---------------	------------------



3.6.20) ts20

main focus of future innovations: inform. and communication techn.

West 1982 to 1990

East and West 1991 to 1997


annual

irregular

Wording of question

<p>1982 to 1997</p> <p><b>IV./V./VI./VII. Main focus of innovations</b></p> <p>Which main focuses for your innovation activities are very important with regards to:</p> <p><b>Process innovations in administration</b></p> <p style="text-align: center;">information and communication technology <span style="margin-left: 100px;">future innovation projects</span> <input type="text"/> [2]**/*</p>	<p>Further information</p>
---	----------------------------

Time span of variable



\* 1996 to 1997  
 [0] / [ ] = no importance or no specification  
 [1] = less important  
 [2] = important  
 [3] = very important  
 [4] = This box was only ticked off in the questionnaire

\*\*1982 to 1991:  
 [2] = ticked off, no graded importance

3.7 Patent system

No.	Name	Label	Survey period	Survey frequency
-----	------	-------	---------------	------------------

3.7.1) ptw1

growing patent protection due to changed importance of patents


West 1983

once

Wording of question

<p>1983</p> <p><b>VII. Patent system</b></p> <p>During the last 5 years we protected our innovation projects</p> <p style="text-align: center;">increasingly <input type="text"/> [1]</p> <p>by patents, as the importance of patents changed in our technology area...</p>	<p>Further information</p>
---	----------------------------

Time span of variable



No.	Name	Label	Survey period	Survey frequency
-----	------	-------	---------------	------------------

3.7.2) ptw2

patent protection unchanged due to changed importance of patents


West 1983

once

Wording of question

<p>1983</p> <p><b>VII. Patent system</b></p> <p>During the last 5 years we protected our innovation projects</p> <p style="text-align: center;">consistently <input type="text"/> [1]</p> <p>by patents, as the importance of patents changed in our technology area...</p>	<p>Further information</p>
---	----------------------------

Time span of variable



No.	Name	Label	Survey period	Survey frequency
-----	------	-------	---------------	------------------

3.7.3) ptw3

falling patent protection due to changed importance of patents

West 1983

once

Wording of question

<p>1983  <b>VII. Patent system</b>                  During the last 5 years we protected our innovation projects                  decreasingly <input type="text"/> [1]                  by patents, as the importance of patents changed in our technology area...</p>	<p>Further information</p>																																
<p>Time span of variable</p> <table border="1" style="width: 100%; text-align: center;"> <tr> <td>1982</td><td>1983</td><td>1984</td><td>1985</td><td>1986</td><td>1987</td><td>1988</td><td>1989</td><td>1990</td><td>1991</td><td>1992</td><td>1993</td><td>1994</td><td>1995</td><td>1996</td><td>1997</td> </tr> <tr> <td style="background-color: #d3d3d3;"></td><td style="background-color: #d3d3d3; color: white;">WEST</td><td style="background-color: #d3d3d3;"></td><td style="background-color: #d3d3d3;"></td><td style="background-color: #d3d3d3;"></td><td style="background-color: #d3d3d3;"></td><td style="background-color: #d3d3d3;"></td><td style="background-color: #d3d3d3;"></td><td style="background-color: #d3d3d3;"></td><td style="background-color: #d3d3d3;"></td><td style="background-color: #d3d3d3;"></td><td style="background-color: #d3d3d3;"></td><td style="background-color: #d3d3d3;"></td><td style="background-color: #d3d3d3;"></td><td style="background-color: #d3d3d3;"></td><td style="background-color: #d3d3d3;"></td> </tr> </table>		1982	1983	1984	1985	1986	1987	1988	1989	1990	1991	1992	1993	1994	1995	1996	1997		WEST														
1982	1983	1984	1985	1986	1987	1988	1989	1990	1991	1992	1993	1994	1995	1996	1997																		
	WEST																																

No.	Name	Label	Survey period	Survey frequency
-----	------	-------	---------------	------------------

3.7.4) ptw4

no patent protection due to changed importance of patents

West 1983

once

Wording of question

<p>1983  <b>VII. Patent system</b>                  During the last 5 years we protected our innovation projects                  not at all <input type="text"/> [1]                  by patents, as the importance of patents changed in our technology area...</p>	<p>Further information</p>																																
<p>Time span of variable</p> <table border="1" style="width: 100%; text-align: center;"> <tr> <td>1982</td><td>1983</td><td>1984</td><td>1985</td><td>1986</td><td>1987</td><td>1988</td><td>1989</td><td>1990</td><td>1991</td><td>1992</td><td>1993</td><td>1994</td><td>1995</td><td>1996</td><td>1997</td> </tr> <tr> <td style="background-color: #d3d3d3;"></td><td style="background-color: #d3d3d3; color: white;">WEST</td><td style="background-color: #d3d3d3;"></td><td style="background-color: #d3d3d3;"></td><td style="background-color: #d3d3d3;"></td><td style="background-color: #d3d3d3;"></td><td style="background-color: #d3d3d3;"></td><td style="background-color: #d3d3d3;"></td><td style="background-color: #d3d3d3;"></td><td style="background-color: #d3d3d3;"></td><td style="background-color: #d3d3d3;"></td><td style="background-color: #d3d3d3;"></td><td style="background-color: #d3d3d3;"></td><td style="background-color: #d3d3d3;"></td><td style="background-color: #d3d3d3;"></td><td style="background-color: #d3d3d3;"></td> </tr> </table>		1982	1983	1984	1985	1986	1987	1988	1989	1990	1991	1992	1993	1994	1995	1996	1997		WEST														
1982	1983	1984	1985	1986	1987	1988	1989	1990	1991	1992	1993	1994	1995	1996	1997																		
	WEST																																

No.	Name	Label	Survey period	Survey frequency
-----	------	-------	---------------	------------------

3.7.5) ptw5

importance of patents changed: strong increase of protection effect

West 1983

once

Wording of question

<p>1983  <b>VII. Patent system</b>                  During the last 5 years we protected our innovation projects increasingly/consistently/decreasingly/not at all*                  by patents as the importance of patents in our technology area, in fact with regards to                  protection effect <input type="text"/> [1] increased largely</p>	<p>Further information</p> <p>* see 3.7.1) ptw1 to 3.7.4) ptw4</p>																																
<p>Time span of variable</p> <table border="1" style="width: 100%; text-align: center;"> <tr> <td>1982</td><td>1983</td><td>1984</td><td>1985</td><td>1986</td><td>1987</td><td>1988</td><td>1989</td><td>1990</td><td>1991</td><td>1992</td><td>1993</td><td>1994</td><td>1995</td><td>1996</td><td>1997</td> </tr> <tr> <td style="background-color: #d3d3d3;"></td><td style="background-color: #d3d3d3; color: white;">WEST</td><td style="background-color: #d3d3d3;"></td><td style="background-color: #d3d3d3;"></td><td style="background-color: #d3d3d3;"></td><td style="background-color: #d3d3d3;"></td><td style="background-color: #d3d3d3;"></td><td style="background-color: #d3d3d3;"></td><td style="background-color: #d3d3d3;"></td><td style="background-color: #d3d3d3;"></td><td style="background-color: #d3d3d3;"></td><td style="background-color: #d3d3d3;"></td><td style="background-color: #d3d3d3;"></td><td style="background-color: #d3d3d3;"></td><td style="background-color: #d3d3d3;"></td><td style="background-color: #d3d3d3;"></td> </tr> </table>		1982	1983	1984	1985	1986	1987	1988	1989	1990	1991	1992	1993	1994	1995	1996	1997		WEST														
1982	1983	1984	1985	1986	1987	1988	1989	1990	1991	1992	1993	1994	1995	1996	1997																		
	WEST																																

No.	Name	Label	Survey period	Survey frequency
-----	------	-------	---------------	------------------

3.7.6) ptw6

importance of patents changed: little increase of protection effect

West 1983

once

Wording of question

<p>1983</p> <p><b>VII. Patent system</b></p> <p>During the last 5 years we protected our innovation projects increasingly/consistently/decreasingly/not at all* by patents as the importance of patents in our technology area, in fact with regards to</p> <p style="text-align: center;">protection effect  <input type="checkbox"/> [1]      increased slightly</p>	<p>Further information</p> <p>* see 3.7.1) ptw1 to 3.7.4) ptw4</p>																																
<p>Time span of variable</p> <table border="1" style="width: 100%; text-align: center;"> <tr> <td>1982</td><td>1983</td><td>1984</td><td>1985</td><td>1986</td><td>1987</td><td>1988</td><td>1989</td><td>1990</td><td>1991</td><td>1992</td><td>1993</td><td>1994</td><td>1995</td><td>1996</td><td>1997</td> </tr> <tr> <td></td><td style="background-color: #003366; color: white;">WEST</td><td></td><td></td><td></td><td></td><td></td><td></td><td></td><td></td><td></td><td></td><td></td><td></td><td></td><td></td> </tr> </table>		1982	1983	1984	1985	1986	1987	1988	1989	1990	1991	1992	1993	1994	1995	1996	1997		WEST														
1982	1983	1984	1985	1986	1987	1988	1989	1990	1991	1992	1993	1994	1995	1996	1997																		
	WEST																																

No.	Name	Label	Survey period	Survey frequency
-----	------	-------	---------------	------------------

3.7.7) ptw7

importance of patents changed: unchanged protection effect

West 1983

once

Wording of question

<p>1983</p> <p><b>VII. Patent system</b></p> <p>During the last 5 years we protected our innovation projects increasingly/consistently/decreasingly/not at all* by patents as the importance of patents in our technology area, in fact with regards to</p> <p style="text-align: center;">protection effect  <input type="checkbox"/> [1]      did not change</p>	<p>Further information</p> <p>* see 3.7.1) ptw1 to 3.7.4) ptw4</p>																																
<p>Time span of variable</p> <table border="1" style="width: 100%; text-align: center;"> <tr> <td>1982</td><td>1983</td><td>1984</td><td>1985</td><td>1986</td><td>1987</td><td>1988</td><td>1989</td><td>1990</td><td>1991</td><td>1992</td><td>1993</td><td>1994</td><td>1995</td><td>1996</td><td>1997</td> </tr> <tr> <td></td><td style="background-color: #003366; color: white;">WEST</td><td></td><td></td><td></td><td></td><td></td><td></td><td></td><td></td><td></td><td></td><td></td><td></td><td></td><td></td> </tr> </table>		1982	1983	1984	1985	1986	1987	1988	1989	1990	1991	1992	1993	1994	1995	1996	1997		WEST														
1982	1983	1984	1985	1986	1987	1988	1989	1990	1991	1992	1993	1994	1995	1996	1997																		
	WEST																																

No.	Name	Label	Survey period	Survey frequency
-----	------	-------	---------------	------------------

3.7.8) ptw8

importance of patents changed: little decrease of protection effect

West 1983

once

Wording of question

<p>1983</p> <p><b>VII. Patent system</b></p> <p>During the last 5 years we protected our innovation projects increasingly/consistently/decreasingly/not at all* by patents as the importance of patents in our technology area, in fact with regards to</p> <p style="text-align: center;">protection effect  <input type="checkbox"/> [1]      decreased slightly</p>	<p>Further information</p> <p>* see 3.7.1) ptw1 to 3.7.4) ptw4</p>																																
<p>Time span of variable</p> <table border="1" style="width: 100%; text-align: center;"> <tr> <td>1982</td><td>1983</td><td>1984</td><td>1985</td><td>1986</td><td>1987</td><td>1988</td><td>1989</td><td>1990</td><td>1991</td><td>1992</td><td>1993</td><td>1994</td><td>1995</td><td>1996</td><td>1997</td> </tr> <tr> <td></td><td style="background-color: #003366; color: white;">WEST</td><td></td><td></td><td></td><td></td><td></td><td></td><td></td><td></td><td></td><td></td><td></td><td></td><td></td><td></td> </tr> </table>		1982	1983	1984	1985	1986	1987	1988	1989	1990	1991	1992	1993	1994	1995	1996	1997		WEST														
1982	1983	1984	1985	1986	1987	1988	1989	1990	1991	1992	1993	1994	1995	1996	1997																		
	WEST																																

No.	Name	Label	Survey period	Survey frequency
-----	------	-------	---------------	------------------

3.7.9) ptw9

importance of patents changed: strong decrease of protection effect

West 1983

once

Wording of question

<p>1983</p> <p><b>VII. Patent system</b></p> <p>During the last 5 years we protected our innovation projects increasingly/consistently/decreasingly/not at all* by patents as the importance of patents in our technology area, in fact with regards to</p> <p style="text-align: center;">protection effect</p> <p style="text-align: center;"> <input type="text" value="1"/> [1]    decreased largely         </p>	<p>Further information</p> <p>* see 3.7.1) ptw1 to 3.7.4) ptw4</p>																																
<p>Time span of variable</p> <table border="1" style="width: 100%; text-align: center;"> <tr> <td>1982</td><td>1983</td><td>1984</td><td>1985</td><td>1986</td><td>1987</td><td>1988</td><td>1989</td><td>1990</td><td>1991</td><td>1992</td><td>1993</td><td>1994</td><td>1995</td><td>1996</td><td>1997</td> </tr> <tr> <td></td><td>WEST</td><td></td><td></td><td></td><td></td><td></td><td></td><td></td><td></td><td></td><td></td><td></td><td></td><td></td><td></td> </tr> </table>		1982	1983	1984	1985	1986	1987	1988	1989	1990	1991	1992	1993	1994	1995	1996	1997		WEST														
1982	1983	1984	1985	1986	1987	1988	1989	1990	1991	1992	1993	1994	1995	1996	1997																		
	WEST																																

No.	Name	Label	Survey period	Survey frequency
-----	------	-------	---------------	------------------

3.7.10) ptw10

importance of patents changed: strong increase of information effect

West 1983

once

Wording of question

<p>1983</p> <p><b>VII. Patent system</b></p> <p>During the last 5 years we protected our innovation projects increasingly/consistently/decreasingly/not at all* by patents as the importance of patents in our technology area, in fact with regards to</p> <p style="text-align: center;">information effekt</p> <p style="text-align: center;"> <input type="text" value="1"/> [1]    increased largely         </p>	<p>Further information</p> <p>* see 3.7.1) ptw1 to 3.7.4) ptw4</p>																																
<p>Time span of variable</p> <table border="1" style="width: 100%; text-align: center;"> <tr> <td>1982</td><td>1983</td><td>1984</td><td>1985</td><td>1986</td><td>1987</td><td>1988</td><td>1989</td><td>1990</td><td>1991</td><td>1992</td><td>1993</td><td>1994</td><td>1995</td><td>1996</td><td>1997</td> </tr> <tr> <td></td><td>WEST</td><td></td><td></td><td></td><td></td><td></td><td></td><td></td><td></td><td></td><td></td><td></td><td></td><td></td><td></td> </tr> </table>		1982	1983	1984	1985	1986	1987	1988	1989	1990	1991	1992	1993	1994	1995	1996	1997		WEST														
1982	1983	1984	1985	1986	1987	1988	1989	1990	1991	1992	1993	1994	1995	1996	1997																		
	WEST																																

No.	Name	Label	Survey period	Survey frequency
-----	------	-------	---------------	------------------

3.7.11) ptw11

importance of patents changed: little increase of information effect

West 1983

once

Wording of question

<p>1983</p> <p><b>VII. Patent system</b></p> <p>During the last 5 years we protected our innovation projects increasingly/consistently/decreasingly/not at all* by patents as the importance of patents in our technology area, in fact with regards to</p> <p style="text-align: center;">information effekt</p> <p style="text-align: center;"> <input type="text" value="1"/> [1]    increased slightly         </p>	<p>Further information</p> <p>* see 3.7.1) ptw1 to 3.7.4) ptw4</p>																																
<p>Time span of variable</p> <table border="1" style="width: 100%; text-align: center;"> <tr> <td>1982</td><td>1983</td><td>1984</td><td>1985</td><td>1986</td><td>1987</td><td>1988</td><td>1989</td><td>1990</td><td>1991</td><td>1992</td><td>1993</td><td>1994</td><td>1995</td><td>1996</td><td>1997</td> </tr> <tr> <td></td><td>WEST</td><td></td><td></td><td></td><td></td><td></td><td></td><td></td><td></td><td></td><td></td><td></td><td></td><td></td><td></td> </tr> </table>		1982	1983	1984	1985	1986	1987	1988	1989	1990	1991	1992	1993	1994	1995	1996	1997		WEST														
1982	1983	1984	1985	1986	1987	1988	1989	1990	1991	1992	1993	1994	1995	1996	1997																		
	WEST																																

No.	Name	Label	Survey period	Survey frequency
-----	------	-------	---------------	------------------

3.7.12) ptw12

importance of patents changed: unchanged information effect

West 1983

once

Wording of question

<p>1983</p> <p><b>VII. Patent system</b></p> <p>During the last 5 years we protected our innovation projects increasingly/consistently/decreasingly/not at all* by patents as the importance of patents in our technology area, in fact with regards to</p> <p style="text-align: center;">information effekt  <input type="text" value="1"/> [1] did not change</p>	<p>Further information</p> <p>* see 3.7.1) ptw1 to 3.7.4) ptw4</p>																																
<p>Time span of variable</p>																																	
<table border="1" style="width: 100%; text-align: center;"> <tr> <td>1982</td><td>1983</td><td>1984</td><td>1985</td><td>1986</td><td>1987</td><td>1988</td><td>1989</td><td>1990</td><td>1991</td><td>1992</td><td>1993</td><td>1994</td><td>1995</td><td>1996</td><td>1997</td> </tr> <tr> <td></td><td style="background-color: #003366; color: white;">WEST</td><td></td><td></td><td></td><td></td><td></td><td></td><td></td><td></td><td></td><td></td><td></td><td></td><td></td><td></td> </tr> </table>		1982	1983	1984	1985	1986	1987	1988	1989	1990	1991	1992	1993	1994	1995	1996	1997		WEST														
1982	1983	1984	1985	1986	1987	1988	1989	1990	1991	1992	1993	1994	1995	1996	1997																		
	WEST																																

No.	Name	Label	Survey period	Survey frequency
-----	------	-------	---------------	------------------

3.7.13) ptw13

importance of patents changed: little decrease of information effect

West 1983

once

Wording of question

<p>1983</p> <p><b>VII. Patent system</b></p> <p>During the last 5 years we protected our innovation projects increasingly/consistently/decreasingly/not at all* by patents as the importance of patents in our technology area, in fact with regards to</p> <p style="text-align: center;">information effekt  <input type="text" value="1"/> [1] decreased slightly</p>	<p>Further information</p> <p>* see 3.7.1) ptw1 to 3.7.4) ptw4</p>																																
<p>Time span of variable</p>																																	
<table border="1" style="width: 100%; text-align: center;"> <tr> <td>1982</td><td>1983</td><td>1984</td><td>1985</td><td>1986</td><td>1987</td><td>1988</td><td>1989</td><td>1990</td><td>1991</td><td>1992</td><td>1993</td><td>1994</td><td>1995</td><td>1996</td><td>1997</td> </tr> <tr> <td></td><td style="background-color: #003366; color: white;">WEST</td><td></td><td></td><td></td><td></td><td></td><td></td><td></td><td></td><td></td><td></td><td></td><td></td><td></td><td></td> </tr> </table>		1982	1983	1984	1985	1986	1987	1988	1989	1990	1991	1992	1993	1994	1995	1996	1997		WEST														
1982	1983	1984	1985	1986	1987	1988	1989	1990	1991	1992	1993	1994	1995	1996	1997																		
	WEST																																

No.	Name	Label	Survey period	Survey frequency
-----	------	-------	---------------	------------------

3.7.14) ptw14

importance of patents changed: strong decrease of information effect

West 1983

once

Wording of question

<p>1983</p> <p><b>VII. Patent system</b></p> <p>During the last 5 years we protected our innovation projects increasingly/consistently/decreasingly/not at all* by patents as the importance of patents in our technology area, in fact with regards to</p> <p style="text-align: center;">information effekt  <input type="text" value="1"/> [1] decreased largely</p>	<p>Further information</p> <p>* see 3.7.1) ptw1 to 3.7.4) ptw4</p>																																
<p>Time span of variable</p>																																	
<table border="1" style="width: 100%; text-align: center;"> <tr> <td>1982</td><td>1983</td><td>1984</td><td>1985</td><td>1986</td><td>1987</td><td>1988</td><td>1989</td><td>1990</td><td>1991</td><td>1992</td><td>1993</td><td>1994</td><td>1995</td><td>1996</td><td>1997</td> </tr> <tr> <td></td><td style="background-color: #003366; color: white;">WEST</td><td></td><td></td><td></td><td></td><td></td><td></td><td></td><td></td><td></td><td></td><td></td><td></td><td></td><td></td> </tr> </table>		1982	1983	1984	1985	1986	1987	1988	1989	1990	1991	1992	1993	1994	1995	1996	1997		WEST														
1982	1983	1984	1985	1986	1987	1988	1989	1990	1991	1992	1993	1994	1995	1996	1997																		
	WEST																																

No.	Name	Label	Survey period	Survey frequency
-----	------	-------	---------------	------------------

3.7.15) ptw15

importance of patents changed: possible to keep invention secret

West 1983

once

Wording of question

<p>1983</p> <p><b>VII. Patent system</b>                  During the last 5 years we protected our innovation projects increasingly/consistently/decreasingly/not at all* by patents as the importance of patents in our technology area, in fact with regards to <b>protection effect/information effect increased largely/increased slightly/did not change/decreased slightly/decreased largely**</b></p> <p style="text-align: right;">and/or it was possible to keep the invention secret <input type="text"/> [1]</p>	<p>Further information</p> <p>* see 3.7.1) ptw1 to 3.7.4) ptw4</p> <p>** see 3.7.5) ptw5 to 3.7.14) ptw14</p>																																
<p>Time span of variable</p> <table border="1" style="width: 100%; text-align: center;"> <tr> <td>1982</td><td>1983</td><td>1984</td><td>1985</td><td>1986</td><td>1987</td><td>1988</td><td>1989</td><td>1990</td><td>1991</td><td>1992</td><td>1993</td><td>1994</td><td>1995</td><td>1996</td><td>1997</td> </tr> <tr> <td></td><td>WEST</td><td></td><td></td><td></td><td></td><td></td><td></td><td></td><td></td><td></td><td></td><td></td><td></td><td></td><td></td> </tr> </table>		1982	1983	1984	1985	1986	1987	1988	1989	1990	1991	1992	1993	1994	1995	1996	1997		WEST														
1982	1983	1984	1985	1986	1987	1988	1989	1990	1991	1992	1993	1994	1995	1996	1997																		
	WEST																																

No.	Name	Label	Survey period	Survey frequency
-----	------	-------	---------------	------------------

3.7.16) ptw16

importance of patents changed: low amount of invention

West 1983

once

Wording of question

<p>1983</p> <p><b>VII. Patent system</b>                  During the last 5 years we protected our innovation projects increasingly/consistently/decreasingly/not at all* by patents as the importance of patents in our technology area, in fact with regards to <b>protection effect/information effect increased largely/increased slightly/did not change/decreased slightly/decreased largely**</b></p> <p style="text-align: right;">and/or the necessary amount of innovation was not available <input type="text"/> [1]</p>	<p>Further information</p> <p>* see 3.7.1) ptw1 to 3.7.4) ptw4</p> <p>** see 3.7.5) ptw5 to 3.7.14) ptw14</p>																																
<p>Time span of variable</p> <table border="1" style="width: 100%; text-align: center;"> <tr> <td>1982</td><td>1983</td><td>1984</td><td>1985</td><td>1986</td><td>1987</td><td>1988</td><td>1989</td><td>1990</td><td>1991</td><td>1992</td><td>1993</td><td>1994</td><td>1995</td><td>1996</td><td>1997</td> </tr> <tr> <td></td><td>WEST</td><td></td><td></td><td></td><td></td><td></td><td></td><td></td><td></td><td></td><td></td><td></td><td></td><td></td><td></td> </tr> </table>		1982	1983	1984	1985	1986	1987	1988	1989	1990	1991	1992	1993	1994	1995	1996	1997		WEST														
1982	1983	1984	1985	1986	1987	1988	1989	1990	1991	1992	1993	1994	1995	1996	1997																		
	WEST																																

**3.8 Product life cycle**

No.	Name	Label	Survey period	Survey frequency
-----	------	-------	---------------	------------------

3.8.1) plzyk1\_1

period between product idea and market launch in years

West 1984

once

West 1989

once

Wording of question

<p>1984</p> <p><b>VII. Product life cycle</b>                  For the products of our product line the current average period of phases from</p> <p style="text-align: right;">product idea to market launch <input type="text"/> [1] is less than 1 year  <input type="text"/> [2] 1 - 2 years  <input type="text"/> [3] 3 - 5 years  <input type="text"/> [4] more than 5 years</p> <p>1989</p> <p><b>VI. Product life cycle</b>                  For the products of our product line the current average period of phases from                  (Please tick off the complying box )</p> <p style="text-align: right;">product idea to market launch <table border="1" style="display: inline-table;"><tr><td style="width: 20%;">less than 1 [1]</td><td style="width: 20%;">1 - 3 [2]</td><td style="width: 20%;">3 - 5 [3]</td><td style="width: 20%;">more than 5 [4]</td></tr></table> is...year(s)</p>	less than 1 [1]	1 - 3 [2]	3 - 5 [3]	more than 5 [4]	<p>Further information</p> <p><b>Please note:</b>                  The question was inquired in later years aswell but then the exact amount of time is inquired. see 3.8.2) plzyk1_2</p>																																												
less than 1 [1]	1 - 3 [2]	3 - 5 [3]	more than 5 [4]																																														
<p>Time span of variable</p> <table border="1" style="width: 100%; text-align: center;"> <tr> <td>1982</td><td>1983</td><td>1984</td><td>1985</td><td>1986</td><td>1987</td><td>1988</td><td>1989</td><td>1990</td><td>1991</td><td>1992</td><td>1993</td><td>1994</td><td>1995</td><td>1996</td><td>1997</td> </tr> <tr> <td></td><td></td><td>WEST</td><td></td><td></td><td></td><td></td><td></td><td></td><td></td><td></td><td></td><td></td><td></td><td></td><td></td> </tr> <tr> <td>1998</td><td>1999</td><td>2000</td><td>2001</td><td>2002</td><td>2003</td><td>2004</td><td>2005</td><td>2006</td><td>2007</td><td>2008</td><td>2009</td><td>2010</td><td>2011</td><td>2012</td><td>2013</td> </tr> </table>		1982	1983	1984	1985	1986	1987	1988	1989	1990	1991	1992	1993	1994	1995	1996	1997			WEST														1998	1999	2000	2001	2002	2003	2004	2005	2006	2007	2008	2009	2010	2011	2012	2013
1982	1983	1984	1985	1986	1987	1988	1989	1990	1991	1992	1993	1994	1995	1996	1997																																		
		WEST																																															
1998	1999	2000	2001	2002	2003	2004	2005	2006	2007	2008	2009	2010	2011	2012	2013																																		

No.	Name	Label	Survey period	Survey frequency
-----	------	-------	---------------	------------------

3.8.2) plzyk1\_2

period between product idea and market launch in months

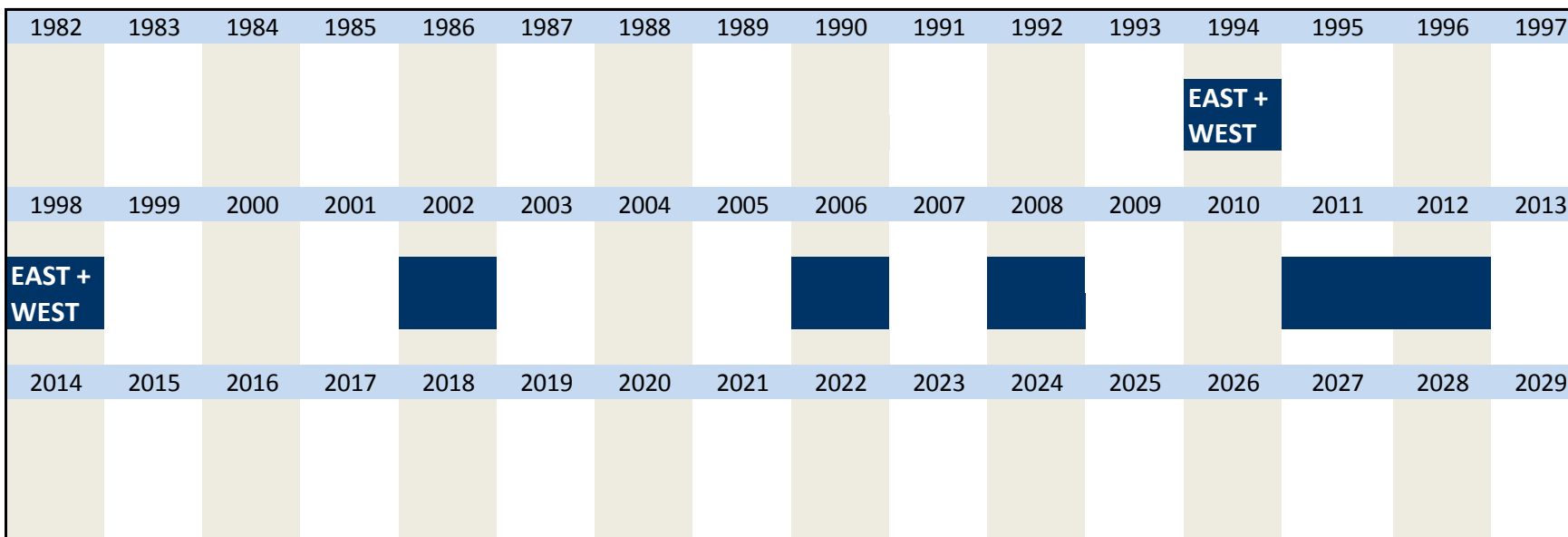
East and West 1994 to 2012

irregular

Wording of question

<p>1994 to 2012</p> <p><b>IV./VI./VII. Product life cycle</b></p> <p>For the products of our product line the current average period of phases from</p> <p style="text-align: center;">product idea to market launch is _____ months</p>	<p>Further information</p> <p><b>Please note:</b> The question was inquired in earlier years aswell but there the possible answers were limited to 4 periods <b>see 3.8.1) plzyk1_1</b></p>
--	---

Time span of variable



No.	Name	Label	Survey period	Survey frequency
-----	------	-------	---------------	------------------

3.8.3) plzyk2\_1

period between market launch and product improvement/abandoning in years

West 1984

once

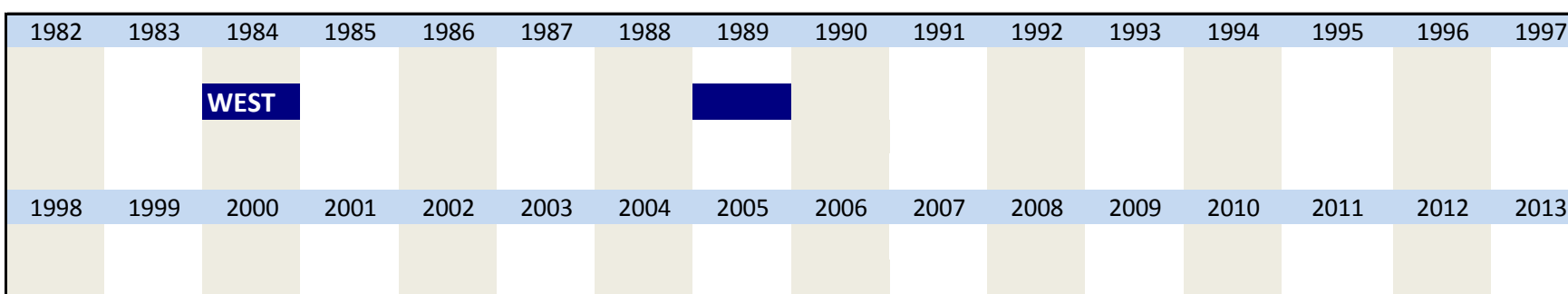
West 1989

once

Wording of question

<p>1984</p> <p><b>VII. Product life cycle</b></p> <p>For the products of our product line the current average period of phases from</p> <p style="text-align: center;">market launch to product improvement or abandoning of the product</p> <p style="text-align: right;"> <input type="checkbox"/> [1] is less than 1 year  <input type="checkbox"/> [2] 1 - 2 years  <input type="checkbox"/> [3] 3 - 5 years  <input type="checkbox"/> [4] more than 5 years         </p>	<p>Further information</p> <p><b>Please note:</b> The question was inquired in later years aswell but then the exact amount of time is inquired. see 3.8.4) plzyk2_2</p>
<p>1989</p> <p><b>VI. Product life cycle</b></p> <p>For the products of our product line the current average period of phases from (Please tick off the complying box )</p> <p style="text-align: center;">market launch to product improvement or abandoning of the product</p> <p style="text-align: right;"> <input type="checkbox"/> less than 1 [1]    <input type="checkbox"/> 1 - 3 [2]    <input type="checkbox"/> 3 - 5 [3]    <input type="checkbox"/> more than 5 [4]              is...year(s)         </p>	

Time span of variable



No.	Name	Label	Survey period	Survey frequency
-----	------	-------	---------------	------------------

3.8.4) plzyk2\_2

period between market launch and product improvement/abandoning in months

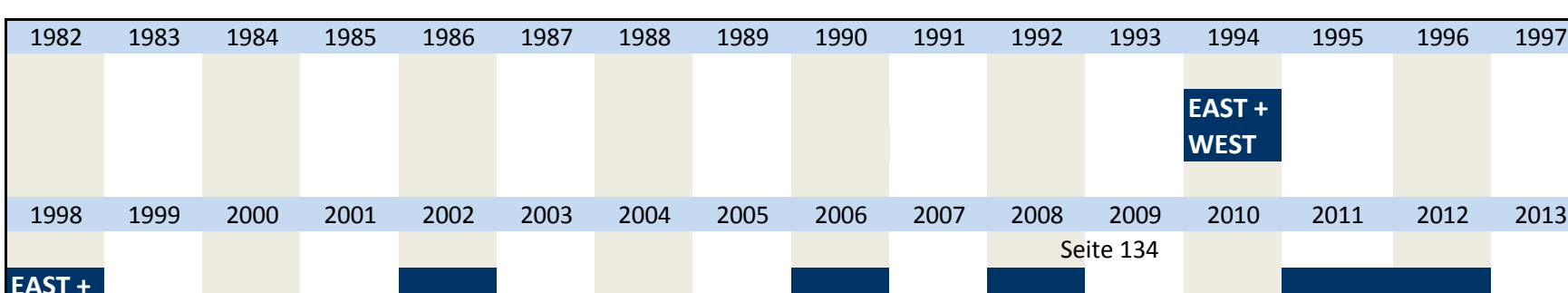
East and West 1994 to 2012

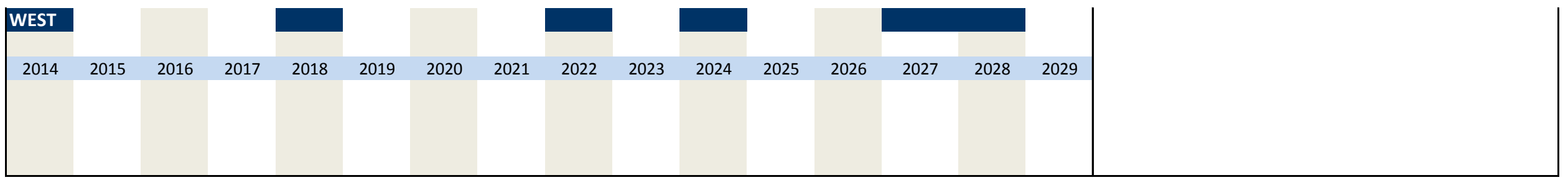
irregular

Wording of question

<p>1994 to 2012</p> <p><b>IV./VI./VII. Product life cycle</b></p> <p>For the products of our product line the current average period of phases from</p> <p style="text-align: center;">market launch to product improvement or abandoning of the product is _____ months</p>	<p>Further information</p> <p><b>Please note:</b> The question was inquired in earlier years aswell but there the possible answers were limited to 4 periods <b>see 3.8.3) plzyk2_1</b></p>
--	---

Time span of variable





No.	Name	Label	Survey period	Survey frequency
-----	------	-------	---------------	------------------



3.8.5) plzyk3

phase between product idea and market launch shortened

West 1984

once

Wording of question

<p>1984</p> <p><b>VII. Product life cycle</b></p> <p>During the last 5 years this period of phases from</p> <p>product idea to market launch <input type="text"/> [1] shortened</p>	<p>Further information</p>																																
<p>Time span of variable</p> <table border="1"> <tr> <td>1982</td><td>1983</td><td>1984</td><td>1985</td><td>1986</td><td>1987</td><td>1988</td><td>1989</td><td>1990</td><td>1991</td><td>1992</td><td>1993</td><td>1994</td><td>1995</td><td>1996</td><td>1997</td> </tr> <tr> <td></td><td></td><td>WEST</td><td></td><td></td><td></td><td></td><td></td><td></td><td></td><td></td><td></td><td></td><td></td><td></td><td></td> </tr> </table>		1982	1983	1984	1985	1986	1987	1988	1989	1990	1991	1992	1993	1994	1995	1996	1997			WEST													
1982	1983	1984	1985	1986	1987	1988	1989	1990	1991	1992	1993	1994	1995	1996	1997																		
		WEST																															

No.	Name	Label	Survey period	Survey frequency
-----	------	-------	---------------	------------------

3.8.6) plzyk4

phase between product idea and market launch unchanged

West 1984

once

Wording of question

<p>1984</p> <p><b>VII. Product life cycle</b></p> <p>During the last 5 years this period of phases from</p> <p>product idea to market launch <input type="text"/> [1] did not change</p>	<p>Further information</p>																																
<p>Time span of variable</p> <table border="1"> <tr> <td>1982</td><td>1983</td><td>1984</td><td>1985</td><td>1986</td><td>1987</td><td>1988</td><td>1989</td><td>1990</td><td>1991</td><td>1992</td><td>1993</td><td>1994</td><td>1995</td><td>1996</td><td>1997</td> </tr> <tr> <td></td><td></td><td>WEST</td><td></td><td></td><td></td><td></td><td></td><td></td><td></td><td></td><td></td><td></td><td></td><td></td><td></td> </tr> </table>		1982	1983	1984	1985	1986	1987	1988	1989	1990	1991	1992	1993	1994	1995	1996	1997			WEST													
1982	1983	1984	1985	1986	1987	1988	1989	1990	1991	1992	1993	1994	1995	1996	1997																		
		WEST																															

No.	Name	Label	Survey period	Survey frequency
-----	------	-------	---------------	------------------

3.8.7) plzyk5

phase between product idea and market launch longer

West 1984

once

Wording of question

<p>1984</p> <p><b>VII. Product life cycle</b></p> <p>During the last 5 years this period of phases from</p> <p>product idea to market launch <input type="text"/> [1] was extended</p>	<p>Further information</p>																																
<p>Time span of variable</p> <table border="1"> <tr> <td>1982</td><td>1983</td><td>1984</td><td>1985</td><td>1986</td><td>1987</td><td>1988</td><td>1989</td><td>1990</td><td>1991</td><td>1992</td><td>1993</td><td>1994</td><td>1995</td><td>1996</td><td>1997</td> </tr> <tr> <td></td><td></td><td>WEST</td><td></td><td></td><td></td><td></td><td></td><td></td><td></td><td></td><td></td><td></td><td></td><td></td><td></td> </tr> </table>		1982	1983	1984	1985	1986	1987	1988	1989	1990	1991	1992	1993	1994	1995	1996	1997			WEST													
1982	1983	1984	1985	1986	1987	1988	1989	1990	1991	1992	1993	1994	1995	1996	1997																		
		WEST																															

No.	Name	Label	Survey period	Survey frequency
-----	------	-------	---------------	------------------

3.8.8) plzyk6

phase betw. market launch and product improv./abandoning: shortened

West 1984

once

Wording of question

<p>1984</p> <p><b>VII. Product life cycle</b></p> <p>During the last 5 years this period of phases from</p> <p>market launch to product improvement or abandoning of the product <input type="text"/> [1] shortened</p>	<p>Further information</p>																																
<p>Time span of variable</p> <table border="1"> <tr> <td>1982</td><td>1983</td><td>1984</td><td>1985</td><td>1986</td><td>1987</td><td>1988</td><td>1989</td><td>1990</td><td>1991</td><td>1992</td><td>1993</td><td>1994</td><td>1995</td><td>1996</td><td>1997</td> </tr> <tr> <td></td><td></td><td>WEST</td><td></td><td></td><td></td><td></td><td></td><td></td><td></td><td></td><td></td><td></td><td></td><td></td><td></td> </tr> </table>		1982	1983	1984	1985	1986	1987	1988	1989	1990	1991	1992	1993	1994	1995	1996	1997			WEST													
1982	1983	1984	1985	1986	1987	1988	1989	1990	1991	1992	1993	1994	1995	1996	1997																		
		WEST																															

No.	Name	Label	Survey period	Survey frequency
-----	------	-------	---------------	------------------

3.8.9) plzyk7

phase betw. market launch and product improv./abandoning: unchanged

West 1984

once

Wording of question

<p>1984</p> <p><b>VII. Product life cycle</b></p> <p>During the last 5 years this period of phases from market launch to product improvement or abandoning of the product <input type="text"/> [1] did not change</p>	<p>Further information</p>																																
<p>Time span of variable</p> <table border="1"> <tr> <td>1982</td><td>1983</td><td>1984</td><td>1985</td><td>1986</td><td>1987</td><td>1988</td><td>1989</td><td>1990</td><td>1991</td><td>1992</td><td>1993</td><td>1994</td><td>1995</td><td>1996</td><td>1997</td> </tr> <tr> <td></td><td></td><td style="background-color: #000080; color: white;">WEST</td><td></td><td></td><td></td><td></td><td></td><td></td><td></td><td></td><td></td><td></td><td></td><td></td><td></td> </tr> </table>		1982	1983	1984	1985	1986	1987	1988	1989	1990	1991	1992	1993	1994	1995	1996	1997			WEST													
1982	1983	1984	1985	1986	1987	1988	1989	1990	1991	1992	1993	1994	1995	1996	1997																		
		WEST																															

No.	Name	Label	Survey period	Survey frequency
-----	------	-------	---------------	------------------

3.8.10) plzyk8

phase betw. market launch and product improv./abandoning: longer

West 1984

once

Wording of question

<p>1984</p> <p><b>VII. Product life cycle</b></p> <p>During the last 5 years this period of phases from market launch to product improvement or abandoning of the product <input type="text"/> [1] was extended</p>	<p>Further information</p>																																
<p>Time span of variable</p> <table border="1"> <tr> <td>1982</td><td>1983</td><td>1984</td><td>1985</td><td>1986</td><td>1987</td><td>1988</td><td>1989</td><td>1990</td><td>1991</td><td>1992</td><td>1993</td><td>1994</td><td>1995</td><td>1996</td><td>1997</td> </tr> <tr> <td></td><td></td><td style="background-color: #000080; color: white;">WEST</td><td></td><td></td><td></td><td></td><td></td><td></td><td></td><td></td><td></td><td></td><td></td><td></td><td></td> </tr> </table>		1982	1983	1984	1985	1986	1987	1988	1989	1990	1991	1992	1993	1994	1995	1996	1997			WEST													
1982	1983	1984	1985	1986	1987	1988	1989	1990	1991	1992	1993	1994	1995	1996	1997																		
		WEST																															

No.	Name	Label	Survey period	Survey frequency
-----	------	-------	---------------	------------------

3.8.11) plzyk9

reason for change of plzyk1\_1 phase: technological progress

West 1984

once

Wording of question

<p>1984</p> <p><b>VII. Product life cycle</b></p> <p>Primary reason for the change of periods of phase [...] was product idea to market launch <input type="text"/> [1] technological progress</p>	<p>Further information</p>																																
<p>Time span of variable</p> <table border="1"> <tr> <td>1982</td><td>1983</td><td>1984</td><td>1985</td><td>1986</td><td>1987</td><td>1988</td><td>1989</td><td>1990</td><td>1991</td><td>1992</td><td>1993</td><td>1994</td><td>1995</td><td>1996</td><td>1997</td> </tr> <tr> <td></td><td></td><td style="background-color: #000080; color: white;">WEST</td><td></td><td></td><td></td><td></td><td></td><td></td><td></td><td></td><td></td><td></td><td></td><td></td><td></td> </tr> </table>		1982	1983	1984	1985	1986	1987	1988	1989	1990	1991	1992	1993	1994	1995	1996	1997			WEST													
1982	1983	1984	1985	1986	1987	1988	1989	1990	1991	1992	1993	1994	1995	1996	1997																		
		WEST																															

No.	Name	Label	Survey period	Survey frequency
-----	------	-------	---------------	------------------

3.8.12) plzyk10

reason for change of plzyk1\_1 phase: changed behaviour of consumers

West 1984

once

Wording of question

<p>1984</p> <p><b>VII. Product life cycle</b></p> <p>Primary reason for the change of periods of phase [...] was product idea to market launch <input type="text"/> [1] changed behaviour of consumers</p>	<p>Further information</p>																																
<p>Time span of variable</p> <table border="1"> <tr> <td>1982</td><td>1983</td><td>1984</td><td>1985</td><td>1986</td><td>1987</td><td>1988</td><td>1989</td><td>1990</td><td>1991</td><td>1992</td><td>1993</td><td>1994</td><td>1995</td><td>1996</td><td>1997</td> </tr> <tr> <td></td><td></td><td style="background-color: #000080; color: white;">WEST</td><td></td><td></td><td></td><td></td><td></td><td></td><td></td><td></td><td></td><td></td><td></td><td></td><td></td> </tr> </table>		1982	1983	1984	1985	1986	1987	1988	1989	1990	1991	1992	1993	1994	1995	1996	1997			WEST													
1982	1983	1984	1985	1986	1987	1988	1989	1990	1991	1992	1993	1994	1995	1996	1997																		
		WEST																															

No.	Name	Label	Survey period	Survey frequency
-----	------	-------	---------------	------------------

3.8.13) plzyk11

reason for change of plzyk1\_1 phase: domestic competition

West 1984

once

## Wording of question

1984 <b>VII. Product life cycle</b> Primary reason for the change of periods of phase [...] was  product idea to market launch <input type="text"/> [1]      domestic competition	Further information																																
<b>Time span of variable</b>																																	
<table border="1"> <tr> <td>1982</td><td>1983</td><td>1984</td><td>1985</td><td>1986</td><td>1987</td><td>1988</td><td>1989</td><td>1990</td><td>1991</td><td>1992</td><td>1993</td><td>1994</td><td>1995</td><td>1996</td><td>1997</td> </tr> <tr> <td></td><td></td><td style="background-color: #003366; color: white; text-align: center;">WEST</td><td></td><td></td><td></td><td></td><td></td><td></td><td></td><td></td><td></td><td></td><td></td><td></td><td></td> </tr> </table>		1982	1983	1984	1985	1986	1987	1988	1989	1990	1991	1992	1993	1994	1995	1996	1997			WEST													
1982	1983	1984	1985	1986	1987	1988	1989	1990	1991	1992	1993	1994	1995	1996	1997																		
		WEST																															

No.	Name	Label	Survey period	Survey frequency
-----	------	-------	---------------	------------------

3.8.14) plzyk12

reason for change of plzyk1\_1 phase: foreign competition

West 1984

once

## Wording of question

1984 <b>VII. Product life cycle</b> Primary reason for the change of periods of phase [...] was  product idea to market launch <input type="text"/> [1]      foreign competition	Further information																																
<b>Time span of variable</b>																																	
<table border="1"> <tr> <td>1982</td><td>1983</td><td>1984</td><td>1985</td><td>1986</td><td>1987</td><td>1988</td><td>1989</td><td>1990</td><td>1991</td><td>1992</td><td>1993</td><td>1994</td><td>1995</td><td>1996</td><td>1997</td> </tr> <tr> <td></td><td></td><td style="background-color: #003366; color: white; text-align: center;">WEST</td><td></td><td></td><td></td><td></td><td></td><td></td><td></td><td></td><td></td><td></td><td></td><td></td><td></td> </tr> </table>		1982	1983	1984	1985	1986	1987	1988	1989	1990	1991	1992	1993	1994	1995	1996	1997			WEST													
1982	1983	1984	1985	1986	1987	1988	1989	1990	1991	1992	1993	1994	1995	1996	1997																		
		WEST																															

No.	Name	Label	Survey period	Survey frequency
-----	------	-------	---------------	------------------

3.8.15) plzyk13

reason for change of plzyk1\_1 phase: legal regulations

West 1984

once

## Wording of question

1984 <b>VII. Product life cycle</b> Primary reason for the change of periods of phase [...] was  product idea to market launch <input type="text"/> [1]      legal regulations	Further information																																
<b>Time span of variable</b>																																	
<table border="1"> <tr> <td>1982</td><td>1983</td><td>1984</td><td>1985</td><td>1986</td><td>1987</td><td>1988</td><td>1989</td><td>1990</td><td>1991</td><td>1992</td><td>1993</td><td>1994</td><td>1995</td><td>1996</td><td>1997</td> </tr> <tr> <td></td><td></td><td style="background-color: #003366; color: white; text-align: center;">WEST</td><td></td><td></td><td></td><td></td><td></td><td></td><td></td><td></td><td></td><td></td><td></td><td></td><td></td> </tr> </table>		1982	1983	1984	1985	1986	1987	1988	1989	1990	1991	1992	1993	1994	1995	1996	1997			WEST													
1982	1983	1984	1985	1986	1987	1988	1989	1990	1991	1992	1993	1994	1995	1996	1997																		
		WEST																															

No.	Name	Label	Survey period	Survey frequency
-----	------	-------	---------------	------------------

3.8.16) plzyk14

reason for change of plzyk2\_1 phase: technological progress

West 1984

once

## Wording of question

1984 <b>VII. Product life cycle</b> Primary reason for the change of periods of phase [...] was  market launch to product improvement or abandoning of the product <input type="text"/> [1]      technological progress	Further information																																
<b>Time span of variable</b>																																	
<table border="1"> <tr> <td>1982</td><td>1983</td><td>1984</td><td>1985</td><td>1986</td><td>1987</td><td>1988</td><td>1989</td><td>1990</td><td>1991</td><td>1992</td><td>1993</td><td>1994</td><td>1995</td><td>1996</td><td>1997</td> </tr> <tr> <td></td><td></td><td style="background-color: #003366; color: white; text-align: center;">WEST</td><td></td><td></td><td></td><td></td><td></td><td></td><td></td><td></td><td></td><td></td><td></td><td></td><td></td> </tr> </table>		1982	1983	1984	1985	1986	1987	1988	1989	1990	1991	1992	1993	1994	1995	1996	1997			WEST													
1982	1983	1984	1985	1986	1987	1988	1989	1990	1991	1992	1993	1994	1995	1996	1997																		
		WEST																															

No.	Name	Label	Survey period	Survey frequency
-----	------	-------	---------------	------------------

3.8.17) plzyk15

reason for change of plzyk2\_1 phase: changed behaviour of consumers

West 1984

once

Wording of question

1984 <b>VII. Product life cycle</b> Primary reason for the change of periods of phase [...] was market launch to product improvement or abandoning of the product <input type="text"/> [1] changed behaviour of consumers	Further information
<b>Time span of variable</b>	
1982 1983 1984 1985 1986 1987 1988 1989 1990 1991 1992 1993 1994 1995 1996 1997	

No.	Name	Label	Survey period	Survey frequency
-----	------	-------	---------------	------------------

3.8.18) plzyk16

reason for change of plzyk2\_1 phase: domestic competition

West 1984

once

Wording of question

1984 <b>VII. Product life cycle</b> Primary reason for the change of periods of phase [...] was market launch to product improvement or abandoning of the product <input type="text"/> [1] domestic competition	Further information
<b>Time span of variable</b>	
1982 1983 1984 1985 1986 1987 1988 1989 1990 1991 1992 1993 1994 1995 1996 1997	

No.	Name	Label	Survey period	Survey frequency
-----	------	-------	---------------	------------------

3.8.19) plzyk17

reason for change of plzyk2\_1 phase: foreign competition

West 1984

once

Wording of question

1984 <b>VII. Product life cycle</b> Primary reason for the change of periods of phase [...] was market launch to product improvement or abandoning of the product <input type="text"/> [1] foreign competition	Further information
<b>Time span of variable</b>	
1982 1983 1984 1985 1986 1987 1988 1989 1990 1991 1992 1993 1994 1995 1996 1997	

No.	Name	Label	Survey period	Survey frequency
-----	------	-------	---------------	------------------

3.8.20) plzyk18

reason for change of plzyk2\_1 phase: legal regulations

West 1984

once

Wording of question

<p>1984</p> <p><b>VII. Product life cycle</b></p> <p>Primary reason for the change of periods of phase [...] was</p> <p>market launch to product improvement or abandoning of the product <input type="text"/> [1] legal regulations</p>	<p>Further information</p>																																
<p>Time span of variable</p>																																	
<table border="1" style="width: 100%; text-align: center;"> <tr> <td>1982</td><td>1983</td><td>1984</td><td>1985</td><td>1986</td><td>1987</td><td>1988</td><td>1989</td><td>1990</td><td>1991</td><td>1992</td><td>1993</td><td>1994</td><td>1995</td><td>1996</td><td>1997</td> </tr> <tr> <td></td><td></td><td>WEST</td><td></td><td></td><td></td><td></td><td></td><td></td><td></td><td></td><td></td><td></td><td></td><td></td><td></td> </tr> </table>		1982	1983	1984	1985	1986	1987	1988	1989	1990	1991	1992	1993	1994	1995	1996	1997			WEST													
1982	1983	1984	1985	1986	1987	1988	1989	1990	1991	1992	1993	1994	1995	1996	1997																		
		WEST																															

3.9 R&D - strategies

No.	Name	Label	Survey period	Survey frequency
-----	------	-------	---------------	------------------

3.9.1) fues1

R&D realised by internal R&D division

West 1985

once

Wording of question

<p>1985</p> <p><b>VII. R&amp;D - strategies</b></p> <p>The necessary R&amp;D for our intermediate-term scheduled innovation activities were executed by</p> <p>internal R&amp;D division <input type="text"/> [1]</p>	<p>Further information</p>																																
<p>Time span of variable</p>																																	
<table border="1" style="width: 100%; text-align: center;"> <tr> <td>1982</td><td>1983</td><td>1984</td><td>1985</td><td>1986</td><td>1987</td><td>1988</td><td>1989</td><td>1990</td><td>1991</td><td>1992</td><td>1993</td><td>1994</td><td>1995</td><td>1996</td><td>1997</td> </tr> <tr> <td></td><td></td><td></td><td>WEST</td><td></td><td></td><td></td><td></td><td></td><td></td><td></td><td></td><td></td><td></td><td></td><td></td> </tr> </table>		1982	1983	1984	1985	1986	1987	1988	1989	1990	1991	1992	1993	1994	1995	1996	1997				WEST												
1982	1983	1984	1985	1986	1987	1988	1989	1990	1991	1992	1993	1994	1995	1996	1997																		
			WEST																														

No.	Name	Label	Survey period	Survey frequency
-----	------	-------	---------------	------------------

3.9.2) fues2

R&D realised by central internal R&D institution, domestic

West 1985

once

Wording of question

<p>1985</p> <p><b>VII. R&amp;D - strategies</b></p> <p>The necessary R&amp;D for our intermediate-term scheduled innovation activities were executed by</p> <p>central internal R&amp;D institution <input type="text"/> [1]</p> <p style="margin-left: 100px;">domestic</p>	<p>Further information</p>																																
<p>Time span of variable</p>																																	
<table border="1" style="width: 100%; text-align: center;"> <tr> <td>1982</td><td>1983</td><td>1984</td><td>1985</td><td>1986</td><td>1987</td><td>1988</td><td>1989</td><td>1990</td><td>1991</td><td>1992</td><td>1993</td><td>1994</td><td>1995</td><td>1996</td><td>1997</td> </tr> <tr> <td></td><td></td><td></td><td>WEST</td><td></td><td></td><td></td><td></td><td></td><td></td><td></td><td></td><td></td><td></td><td></td><td></td> </tr> </table>		1982	1983	1984	1985	1986	1987	1988	1989	1990	1991	1992	1993	1994	1995	1996	1997				WEST												
1982	1983	1984	1985	1986	1987	1988	1989	1990	1991	1992	1993	1994	1995	1996	1997																		
			WEST																														

No.	Name	Label	Survey period	Survey frequency
-----	------	-------	---------------	------------------

3.9.3) fues3

R&D realised by central internal R&D institution, foreign

West 1985

once

Wording of question

<p>1985  <b>VII. R&amp;D - strategies</b>                  The necessary R&amp;D for our intermediate-term scheduled innovation activities were executed by</p> <p style="text-align: center;">                     central internal R&amp;D institution <span style="float: right;">foreign</span>  <input type="checkbox"/> [1]                 </p>	<p>Further information</p>																																
<p>Time span of variable</p>																																	
<table border="1" style="width: 100%; text-align: center;"> <tr> <td>1982</td><td>1983</td><td>1984</td><td>1985</td><td>1986</td><td>1987</td><td>1988</td><td>1989</td><td>1990</td><td>1991</td><td>1992</td><td>1993</td><td>1994</td><td>1995</td><td>1996</td><td>1997</td> </tr> <tr> <td></td><td></td><td></td><td style="background-color: #000080; color: white;">WEST</td><td></td><td></td><td></td><td></td><td></td><td></td><td></td><td></td><td></td><td></td><td></td><td></td> </tr> </table>		1982	1983	1984	1985	1986	1987	1988	1989	1990	1991	1992	1993	1994	1995	1996	1997				WEST												
1982	1983	1984	1985	1986	1987	1988	1989	1990	1991	1992	1993	1994	1995	1996	1997																		
			WEST																														

No.	Name	Label	Survey period	Survey frequency
-----	------	-------	---------------	------------------

3.9.4) fues4

R&D realised by external domestic R&D institution

West 1985

once

Wording of question

<p>1985  <b>VII. R&amp;D - strategies</b>                  The necessary R&amp;D for our intermediate-term scheduled innovation activities were executed by</p> <p style="text-align: center;">                     external R&amp;D institution <span style="float: right;">domestic</span>  <input type="checkbox"/> [1]                 </p>	<p>Further information</p>																																
<p>Time span of variable</p>																																	
<table border="1" style="width: 100%; text-align: center;"> <tr> <td>1982</td><td>1983</td><td>1984</td><td>1985</td><td>1986</td><td>1987</td><td>1988</td><td>1989</td><td>1990</td><td>1991</td><td>1992</td><td>1993</td><td>1994</td><td>1995</td><td>1996</td><td>1997</td> </tr> <tr> <td></td><td></td><td></td><td style="background-color: #000080; color: white;">WEST</td><td></td><td></td><td></td><td></td><td></td><td></td><td></td><td></td><td></td><td></td><td></td><td></td> </tr> </table>		1982	1983	1984	1985	1986	1987	1988	1989	1990	1991	1992	1993	1994	1995	1996	1997				WEST												
1982	1983	1984	1985	1986	1987	1988	1989	1990	1991	1992	1993	1994	1995	1996	1997																		
			WEST																														

No.	Name	Label	Survey period	Survey frequency
-----	------	-------	---------------	------------------

3.9.5) fues5

R&D realised by external foreign R&D institution

West 1985

once

Wording of question

<p>1985  <b>VII. R&amp;D - strategies</b>                  The necessary R&amp;D for our intermediate-term scheduled innovation activities were executed by</p> <p style="text-align: center;">                     external R&amp;D institution <span style="float: right;">foreign</span>  <input type="checkbox"/> [1]                 </p>	<p>Further information</p>																																
<p>Time span of variable</p>																																	
<table border="1" style="width: 100%; text-align: center;"> <tr> <td>1982</td><td>1983</td><td>1984</td><td>1985</td><td>1986</td><td>1987</td><td>1988</td><td>1989</td><td>1990</td><td>1991</td><td>1992</td><td>1993</td><td>1994</td><td>1995</td><td>1996</td><td>1997</td> </tr> <tr> <td></td><td></td><td></td><td style="background-color: #000080; color: white;">WEST</td><td></td><td></td><td></td><td></td><td></td><td></td><td></td><td></td><td></td><td></td><td></td><td></td> </tr> </table>		1982	1983	1984	1985	1986	1987	1988	1989	1990	1991	1992	1993	1994	1995	1996	1997				WEST												
1982	1983	1984	1985	1986	1987	1988	1989	1990	1991	1992	1993	1994	1995	1996	1997																		
			WEST																														

No.	Name	Label	Survey period	Survey frequency
-----	------	-------	---------------	------------------

3.9.6) fues6

external R&D institutions are: big research institution

West 1985

once

Wording of question

1985 <b>VII. R&amp;D - strategies</b> If external R&D institutions were utilised, those were  big research institutions (e.g.: KfK, KfA) <input type="text"/> [1]	Further information																																
Time span of variable																																	
<table border="1"> <tr> <td>1982</td><td>1983</td><td>1984</td><td>1985</td><td>1986</td><td>1987</td><td>1988</td><td>1989</td><td>1990</td><td>1991</td><td>1992</td><td>1993</td><td>1994</td><td>1995</td><td>1996</td><td>1997</td> </tr> <tr> <td></td><td></td><td></td><td style="background-color: #000080; color: white; text-align: center;">WEST</td><td></td><td></td><td></td><td></td><td></td><td></td><td></td><td></td><td></td><td></td><td></td><td></td> </tr> </table>		1982	1983	1984	1985	1986	1987	1988	1989	1990	1991	1992	1993	1994	1995	1996	1997				WEST												
1982	1983	1984	1985	1986	1987	1988	1989	1990	1991	1992	1993	1994	1995	1996	1997																		
			WEST																														

No.	Name	Label	Survey period	Survey frequency
-----	------	-------	---------------	------------------

3.9.7) fues7

external R&D institutions are: institutes of universities

West 1985

once

Wording of question

1985 <b>VII. R&amp;D - strategies</b> If external R&D institutions were utilised, those were  institutes of universities <input type="text"/> [1]	Further information																																
Time span of variable																																	
<table border="1"> <tr> <td>1982</td><td>1983</td><td>1984</td><td>1985</td><td>1986</td><td>1987</td><td>1988</td><td>1989</td><td>1990</td><td>1991</td><td>1992</td><td>1993</td><td>1994</td><td>1995</td><td>1996</td><td>1997</td> </tr> <tr> <td></td><td></td><td></td><td style="background-color: #000080; color: white; text-align: center;">WEST</td><td></td><td></td><td></td><td></td><td></td><td></td><td></td><td></td><td></td><td></td><td></td><td></td> </tr> </table>		1982	1983	1984	1985	1986	1987	1988	1989	1990	1991	1992	1993	1994	1995	1996	1997				WEST												
1982	1983	1984	1985	1986	1987	1988	1989	1990	1991	1992	1993	1994	1995	1996	1997																		
			WEST																														

No.	Name	Label	Survey period	Survey frequency
-----	------	-------	---------------	------------------

3.9.8) fues8

external R&D institutions are: institutes of universities of applied science

West 1985

once

Wording of question

1985 <b>VII. R&amp;D - strategies</b> If external R&D institutions were utilised, those were  institutes of universities of applied science <input type="text"/> [1]	Further information																																
Time span of variable																																	
<table border="1"> <tr> <td>1982</td><td>1983</td><td>1984</td><td>1985</td><td>1986</td><td>1987</td><td>1988</td><td>1989</td><td>1990</td><td>1991</td><td>1992</td><td>1993</td><td>1994</td><td>1995</td><td>1996</td><td>1997</td> </tr> <tr> <td></td><td></td><td></td><td style="background-color: #000080; color: white; text-align: center;">WEST</td><td></td><td></td><td></td><td></td><td></td><td></td><td></td><td></td><td></td><td></td><td></td><td></td> </tr> </table>		1982	1983	1984	1985	1986	1987	1988	1989	1990	1991	1992	1993	1994	1995	1996	1997				WEST												
1982	1983	1984	1985	1986	1987	1988	1989	1990	1991	1992	1993	1994	1995	1996	1997																		
			WEST																														

No.	Name	Label	Survey period	Survey frequency
-----	------	-------	---------------	------------------

3.9.9) fues9

external R&D institutions are: institutes of the Fraunhofer Gesellschaft

West 1985

once

Wording of question

1985 <b>VII. R&amp;D - strategies</b> If external R&D institutions were utilised, those were  institutes of the Fraunhofer Gesellschaft <input type="text"/> [1]	Further information																																
Time span of variable																																	
<table border="1"> <tr> <td>1982</td><td>1983</td><td>1984</td><td>1985</td><td>1986</td><td>1987</td><td>1988</td><td>1989</td><td>1990</td><td>1991</td><td>1992</td><td>1993</td><td>1994</td><td>1995</td><td>1996</td><td>1997</td> </tr> <tr> <td></td><td></td><td></td><td style="background-color: #000080; color: white; text-align: center;">WEST</td><td></td><td></td><td></td><td></td><td></td><td></td><td></td><td></td><td></td><td></td><td></td><td></td> </tr> </table>		1982	1983	1984	1985	1986	1987	1988	1989	1990	1991	1992	1993	1994	1995	1996	1997				WEST												
1982	1983	1984	1985	1986	1987	1988	1989	1990	1991	1992	1993	1994	1995	1996	1997																		
			WEST																														

No.	Name	Label	Survey period	Survey frequency
-----	------	-------	---------------	------------------

3.9.10) fues10

external R&D institutions are: other research institutes

West 1985

once

Wording of question

1985 <b>VII. R&amp;D - strategies</b> If external R&D institutions were utilised, those were  other research institutes (e.g. Battelle) <input type="text"/> [1]	Further information																																
Time span of variable																																	
<table border="1"> <tr> <td>1982</td><td>1983</td><td>1984</td><td>1985</td><td>1986</td><td>1987</td><td>1988</td><td>1989</td><td>1990</td><td>1991</td><td>1992</td><td>1993</td><td>1994</td><td>1995</td><td>1996</td><td>1997</td> </tr> <tr> <td></td><td></td><td></td><td style="background-color: #000080; color: white; text-align: center;">WEST</td><td></td><td></td><td></td><td></td><td></td><td></td><td></td><td></td><td></td><td></td><td></td><td></td> </tr> </table>		1982	1983	1984	1985	1986	1987	1988	1989	1990	1991	1992	1993	1994	1995	1996	1997				WEST												
1982	1983	1984	1985	1986	1987	1988	1989	1990	1991	1992	1993	1994	1995	1996	1997																		
			WEST																														

No.	Name	Label	Survey period	Survey frequency
-----	------	-------	---------------	------------------

3.9.11) fues11

external R&D institutions are: foreign research institutes

West 1985

once

Wording of question

1985 <b>VII. R&amp;D - strategies</b> If external R&D institutions were utilised, those were  foreign research institutes <input type="text"/> [1]	Further information																																
Time span of variable																																	
<table border="1"> <tr> <td>1982</td><td>1983</td><td>1984</td><td>1985</td><td>1986</td><td>1987</td><td>1988</td><td>1989</td><td>1990</td><td>1991</td><td>1992</td><td>1993</td><td>1994</td><td>1995</td><td>1996</td><td>1997</td> </tr> <tr> <td></td><td></td><td></td><td style="background-color: #000080; color: white; text-align: center;">WEST</td><td></td><td></td><td></td><td></td><td></td><td></td><td></td><td></td><td></td><td></td><td></td><td></td> </tr> </table>		1982	1983	1984	1985	1986	1987	1988	1989	1990	1991	1992	1993	1994	1995	1996	1997				WEST												
1982	1983	1984	1985	1986	1987	1988	1989	1990	1991	1992	1993	1994	1995	1996	1997																		
			WEST																														

No.	Name	Label	Survey period	Survey frequency
-----	------	-------	---------------	------------------



3.9.12) fues12

no R&D cooperations with other companies

West 1985

once

Wording of question

<p>1985  <b>VII. R&amp;D - strategies</b>                  Are there any contractual R&amp;D cooperations with other companies?</p> <p style="text-align: right;">no <input type="text"/> [1]</p>	<p>Further information</p>																																
<p>Time span of variable</p> <table border="1" style="width: 100%; text-align: center;"> <tr> <td>1982</td><td>1983</td><td>1984</td><td>1985</td><td>1986</td><td>1987</td><td>1988</td><td>1989</td><td>1990</td><td>1991</td><td>1992</td><td>1993</td><td>1994</td><td>1995</td><td>1996</td><td>1997</td> </tr> <tr> <td style="background-color: #e0e0e0;"></td><td style="background-color: #e0e0e0;"></td><td style="background-color: #e0e0e0;"></td><td style="background-color: #e0e0e0;">WEST</td><td style="background-color: #e0e0e0;"></td><td style="background-color: #e0e0e0;"></td><td style="background-color: #e0e0e0;"></td><td style="background-color: #e0e0e0;"></td><td style="background-color: #e0e0e0;"></td><td style="background-color: #e0e0e0;"></td><td style="background-color: #e0e0e0;"></td><td style="background-color: #e0e0e0;"></td><td style="background-color: #e0e0e0;"></td><td style="background-color: #e0e0e0;"></td><td style="background-color: #e0e0e0;"></td><td style="background-color: #e0e0e0;"></td> </tr> </table>		1982	1983	1984	1985	1986	1987	1988	1989	1990	1991	1992	1993	1994	1995	1996	1997				WEST												
1982	1983	1984	1985	1986	1987	1988	1989	1990	1991	1992	1993	1994	1995	1996	1997																		
			WEST																														

No.	Name	Label	Survey period	Survey frequency
-----	------	-------	---------------	------------------

3.9.13) fues13

R&D cooperations with other companies

West 1985

once

Wording of question

<p>1985  <b>VII. R&amp;D - strategies</b>                  Are there any contractual R&amp;D cooperations with other companies?</p> <p style="text-align: right;">yes <input type="text"/> [1]</p>	<p>Further information</p>																																
<p>Time span of variable</p> <table border="1" style="width: 100%; text-align: center;"> <tr> <td>1982</td><td>1983</td><td>1984</td><td>1985</td><td>1986</td><td>1987</td><td>1988</td><td>1989</td><td>1990</td><td>1991</td><td>1992</td><td>1993</td><td>1994</td><td>1995</td><td>1996</td><td>1997</td> </tr> <tr> <td style="background-color: #e0e0e0;"></td><td style="background-color: #e0e0e0;"></td><td style="background-color: #e0e0e0;"></td><td style="background-color: #e0e0e0;">WEST</td><td style="background-color: #e0e0e0;"></td><td style="background-color: #e0e0e0;"></td><td style="background-color: #e0e0e0;"></td><td style="background-color: #e0e0e0;"></td><td style="background-color: #e0e0e0;"></td><td style="background-color: #e0e0e0;"></td><td style="background-color: #e0e0e0;"></td><td style="background-color: #e0e0e0;"></td><td style="background-color: #e0e0e0;"></td><td style="background-color: #e0e0e0;"></td><td style="background-color: #e0e0e0;"></td><td style="background-color: #e0e0e0;"></td> </tr> </table>		1982	1983	1984	1985	1986	1987	1988	1989	1990	1991	1992	1993	1994	1995	1996	1997				WEST												
1982	1983	1984	1985	1986	1987	1988	1989	1990	1991	1992	1993	1994	1995	1996	1997																		
			WEST																														

No.	Name	Label	Survey period	Survey frequency
-----	------	-------	---------------	------------------

3.9.14) fues14

R&D cooperations with other companies with the same range of products

West 1985

once

Wording of question

<p>1985  <b>VII. R&amp;D - strategies</b>                  Are there any contractual R&amp;D cooperations with other companies?</p> <p><b>If yes:</b>                  Are those companies with the same range of products? <input type="text"/> [1]</p>	<p>Further information</p>																																
<p>Time span of variable</p> <table border="1" style="width: 100%; text-align: center;"> <tr> <td>1982</td><td>1983</td><td>1984</td><td>1985</td><td>1986</td><td>1987</td><td>1988</td><td>1989</td><td>1990</td><td>1991</td><td>1992</td><td>1993</td><td>1994</td><td>1995</td><td>1996</td><td>1997</td> </tr> <tr> <td style="background-color: #e0e0e0;"></td><td style="background-color: #e0e0e0;"></td><td style="background-color: #e0e0e0;"></td><td style="background-color: #e0e0e0;">WEST</td><td style="background-color: #e0e0e0;"></td><td style="background-color: #e0e0e0;"></td><td style="background-color: #e0e0e0;"></td><td style="background-color: #e0e0e0;"></td><td style="background-color: #e0e0e0;"></td><td style="background-color: #e0e0e0;"></td><td style="background-color: #e0e0e0;"></td><td style="background-color: #e0e0e0;"></td><td style="background-color: #e0e0e0;"></td><td style="background-color: #e0e0e0;"></td><td style="background-color: #e0e0e0;"></td><td style="background-color: #e0e0e0;"></td> </tr> </table>		1982	1983	1984	1985	1986	1987	1988	1989	1990	1991	1992	1993	1994	1995	1996	1997				WEST												
1982	1983	1984	1985	1986	1987	1988	1989	1990	1991	1992	1993	1994	1995	1996	1997																		
			WEST																														

No.	Name	Label	Survey period	Survey frequency
-----	------	-------	---------------	------------------

3.9.15) fues15

R&D cooperations with other companies with different range of products

West 1985

once

Wording of question

<p>1985</p> <p><b>VII. R&amp;D - strategies</b></p> <p>Are there any contractual R&amp;D cooperations with other companies?</p> <p><b>If yes:</b></p> <p>Are those companies with a different range of products? <input type="text"/> [1]</p>	<p>Further information</p>																																
<p>Time span of variable</p> <table border="1" style="width: 100%; text-align: center;"> <tr> <td>1982</td><td>1983</td><td>1984</td><td>1985</td><td>1986</td><td>1987</td><td>1988</td><td>1989</td><td>1990</td><td>1991</td><td>1992</td><td>1993</td><td>1994</td><td>1995</td><td>1996</td><td>1997</td> </tr> <tr> <td style="background-color: #e0e0e0;"></td><td style="background-color: #e0e0e0;"></td><td style="background-color: #e0e0e0;"></td><td style="background-color: #e0e0e0;">WEST</td><td style="background-color: #e0e0e0;"></td><td style="background-color: #e0e0e0;"></td><td style="background-color: #e0e0e0;"></td><td style="background-color: #e0e0e0;"></td><td style="background-color: #e0e0e0;"></td><td style="background-color: #e0e0e0;"></td><td style="background-color: #e0e0e0;"></td><td style="background-color: #e0e0e0;"></td><td style="background-color: #e0e0e0;"></td><td style="background-color: #e0e0e0;"></td><td style="background-color: #e0e0e0;"></td><td style="background-color: #e0e0e0;"></td> </tr> </table>		1982	1983	1984	1985	1986	1987	1988	1989	1990	1991	1992	1993	1994	1995	1996	1997				WEST												
1982	1983	1984	1985	1986	1987	1988	1989	1990	1991	1992	1993	1994	1995	1996	1997																		
			WEST																														

3.10 Innovation risks

No.	Name	Label	Survey period	Survey frequency
-----	------	-------	---------------	------------------

3.10.1) innrisk1

current innovation risks due to plagiarism

West 1985

once

Wording of question

<p>1985</p> <p><b>VIII. Innovation risks</b></p> <p>The success of our innovation is impaired by</p> <p style="text-align: center;">lack of design protection (plagiarism)      yes      currently <input type="text"/> [1]</p>	<p>Further information</p>																																
<p>Time span of variable</p> <table border="1" style="width: 100%; text-align: center;"> <tr> <td>1982</td><td>1983</td><td>1984</td><td>1985</td><td>1986</td><td>1987</td><td>1988</td><td>1989</td><td>1990</td><td>1991</td><td>1992</td><td>1993</td><td>1994</td><td>1995</td><td>1996</td><td>1997</td> </tr> <tr> <td style="background-color: #e0e0e0;"></td><td style="background-color: #e0e0e0;"></td><td style="background-color: #e0e0e0;"></td><td style="background-color: #e0e0e0;">WEST</td><td style="background-color: #e0e0e0;"></td><td style="background-color: #e0e0e0;"></td><td style="background-color: #e0e0e0;"></td><td style="background-color: #e0e0e0;"></td><td style="background-color: #e0e0e0;"></td><td style="background-color: #e0e0e0;"></td><td style="background-color: #e0e0e0;"></td><td style="background-color: #e0e0e0;"></td><td style="background-color: #e0e0e0;"></td><td style="background-color: #e0e0e0;"></td><td style="background-color: #e0e0e0;"></td><td style="background-color: #e0e0e0;"></td> </tr> </table>		1982	1983	1984	1985	1986	1987	1988	1989	1990	1991	1992	1993	1994	1995	1996	1997				WEST												
1982	1983	1984	1985	1986	1987	1988	1989	1990	1991	1992	1993	1994	1995	1996	1997																		
			WEST																														

No.	Name	Label	Survey period	Survey frequency
-----	------	-------	---------------	------------------

3.10.2) innrisk2

current innovation risks due to product liability risks

West 1985

once

Wording of question

<p>1985</p> <p><b>VIII. Innovation risks</b></p> <p>The success of our innovation is impaired by</p> <p style="text-align: center;">product liability risks      yes      currently <input type="text"/> [1]</p>	<p>Further information</p>																																
<p>Time span of variable</p> <table border="1" style="width: 100%; text-align: center;"> <tr> <td>1982</td><td>1983</td><td>1984</td><td>1985</td><td>1986</td><td>1987</td><td>1988</td><td>1989</td><td>1990</td><td>1991</td><td>1992</td><td>1993</td><td>1994</td><td>1995</td><td>1996</td><td>1997</td> </tr> <tr> <td style="background-color: #e0e0e0;"></td><td style="background-color: #e0e0e0;"></td><td style="background-color: #e0e0e0;"></td><td style="background-color: #e0e0e0;">WEST</td><td style="background-color: #e0e0e0;"></td><td style="background-color: #e0e0e0;"></td><td style="background-color: #e0e0e0;"></td><td style="background-color: #e0e0e0;"></td><td style="background-color: #e0e0e0;"></td><td style="background-color: #e0e0e0;"></td><td style="background-color: #e0e0e0;"></td><td style="background-color: #e0e0e0;"></td><td style="background-color: #e0e0e0;"></td><td style="background-color: #e0e0e0;"></td><td style="background-color: #e0e0e0;"></td><td style="background-color: #e0e0e0;"></td> </tr> </table>		1982	1983	1984	1985	1986	1987	1988	1989	1990	1991	1992	1993	1994	1995	1996	1997				WEST												
1982	1983	1984	1985	1986	1987	1988	1989	1990	1991	1992	1993	1994	1995	1996	1997																		
			WEST																														

No.	Name	Label	Survey period	Survey frequency
-----	------	-------	---------------	------------------

3.10.3) innrisk3

no current innovation risks due to plagiarism

West 1985

once

Wording of question

1985 <b>VIII. Innovation risks</b> The success of our innovation is impaired by  lack of design protection (plagiarism)      no <input type="text" value="currently"/> [1]	Further information																																
Time span of variable																																	
<table border="1" style="width: 100%; text-align: center;"> <tr> <td>1982</td><td>1983</td><td>1984</td><td>1985</td><td>1986</td><td>1987</td><td>1988</td><td>1989</td><td>1990</td><td>1991</td><td>1992</td><td>1993</td><td>1994</td><td>1995</td><td>1996</td><td>1997</td> </tr> <tr> <td style="background-color: #f2f2e6;"></td><td style="background-color: #f2f2e6;"></td><td style="background-color: #f2f2e6;"></td><td style="background-color: #f2f2e6;">WEST</td><td style="background-color: #f2f2e6;"></td><td style="background-color: #f2f2e6;"></td><td style="background-color: #f2f2e6;"></td><td style="background-color: #f2f2e6;"></td><td style="background-color: #f2f2e6;"></td><td style="background-color: #f2f2e6;"></td><td style="background-color: #f2f2e6;"></td><td style="background-color: #f2f2e6;"></td><td style="background-color: #f2f2e6;"></td><td style="background-color: #f2f2e6;"></td><td style="background-color: #f2f2e6;"></td><td style="background-color: #f2f2e6;"></td> </tr> </table>		1982	1983	1984	1985	1986	1987	1988	1989	1990	1991	1992	1993	1994	1995	1996	1997				WEST												
1982	1983	1984	1985	1986	1987	1988	1989	1990	1991	1992	1993	1994	1995	1996	1997																		
			WEST																														

No.	Name	Label	Survey period	Survey frequency
-----	------	-------	---------------	------------------

3.10.4) innrisk4

no current innovation risks due to product liability risks

West 1985

once

Wording of question

1985 <b>VIII. Innovation risks</b> The success of our innovation is impaired by  product liability risks      no <input type="text" value="currently"/> [1]	Further information																																
Time span of variable																																	
<table border="1" style="width: 100%; text-align: center;"> <tr> <td>1982</td><td>1983</td><td>1984</td><td>1985</td><td>1986</td><td>1987</td><td>1988</td><td>1989</td><td>1990</td><td>1991</td><td>1992</td><td>1993</td><td>1994</td><td>1995</td><td>1996</td><td>1997</td> </tr> <tr> <td style="background-color: #f2f2e6;"></td><td style="background-color: #f2f2e6;"></td><td style="background-color: #f2f2e6;"></td><td style="background-color: #f2f2e6;">WEST</td><td style="background-color: #f2f2e6;"></td><td style="background-color: #f2f2e6;"></td><td style="background-color: #f2f2e6;"></td><td style="background-color: #f2f2e6;"></td><td style="background-color: #f2f2e6;"></td><td style="background-color: #f2f2e6;"></td><td style="background-color: #f2f2e6;"></td><td style="background-color: #f2f2e6;"></td><td style="background-color: #f2f2e6;"></td><td style="background-color: #f2f2e6;"></td><td style="background-color: #f2f2e6;"></td><td style="background-color: #f2f2e6;"></td> </tr> </table>		1982	1983	1984	1985	1986	1987	1988	1989	1990	1991	1992	1993	1994	1995	1996	1997				WEST												
1982	1983	1984	1985	1986	1987	1988	1989	1990	1991	1992	1993	1994	1995	1996	1997																		
			WEST																														

No.	Name	Label	Survey period	Survey frequency
-----	------	-------	---------------	------------------

3.10.5) innrisk5

innovation risks due to plagiarism in the next 5 years

West 1985

once

Wording of question

1985 <b>VIII. Innovation risks</b> The success of our innovation is impaired by  lack of design protection (plagiarism)      yes <input type="text" value="during the next 5 years"/> [1]	Further information																																
Time span of variable																																	
<table border="1" style="width: 100%; text-align: center;"> <tr> <td>1982</td><td>1983</td><td>1984</td><td>1985</td><td>1986</td><td>1987</td><td>1988</td><td>1989</td><td>1990</td><td>1991</td><td>1992</td><td>1993</td><td>1994</td><td>1995</td><td>1996</td><td>1997</td> </tr> <tr> <td style="background-color: #f2f2e6;"></td><td style="background-color: #f2f2e6;"></td><td style="background-color: #f2f2e6;"></td><td style="background-color: #f2f2e6;">WEST</td><td style="background-color: #f2f2e6;"></td><td style="background-color: #f2f2e6;"></td><td style="background-color: #f2f2e6;"></td><td style="background-color: #f2f2e6;"></td><td style="background-color: #f2f2e6;"></td><td style="background-color: #f2f2e6;"></td><td style="background-color: #f2f2e6;"></td><td style="background-color: #f2f2e6;"></td><td style="background-color: #f2f2e6;"></td><td style="background-color: #f2f2e6;"></td><td style="background-color: #f2f2e6;"></td><td style="background-color: #f2f2e6;"></td> </tr> </table>		1982	1983	1984	1985	1986	1987	1988	1989	1990	1991	1992	1993	1994	1995	1996	1997				WEST												
1982	1983	1984	1985	1986	1987	1988	1989	1990	1991	1992	1993	1994	1995	1996	1997																		
			WEST																														

No.	Name	Label	Survey period	Survey frequency
-----	------	-------	---------------	------------------

3.10.6) innrisk6

innovation risks due to product liability risks in the next 5 years

West 1985

once

Wording of question

<p>1985</p> <p><b>VIII. Innovation risks</b></p> <p>The success of our innovation is impaired by</p> <p style="text-align: center;">product liability risks</p> <p style="text-align: right;">during the next 5 years</p> <p style="text-align: right;">yes <input type="text"/> [1]</p>	<p>Further information</p>																																
<p>Time span of variable</p>																																	
<table border="1" style="width: 100%; text-align: center;"> <tr> <td>1982</td><td>1983</td><td>1984</td><td>1985</td><td>1986</td><td>1987</td><td>1988</td><td>1989</td><td>1990</td><td>1991</td><td>1992</td><td>1993</td><td>1994</td><td>1995</td><td>1996</td><td>1997</td> </tr> <tr> <td style="background-color: #e0e0e0;"></td><td style="background-color: #e0e0e0;"></td><td style="background-color: #e0e0e0;"></td><td style="background-color: #e0e0e0;">WEST</td><td style="background-color: #e0e0e0;"></td><td style="background-color: #e0e0e0;"></td><td style="background-color: #e0e0e0;"></td><td style="background-color: #e0e0e0;"></td><td style="background-color: #e0e0e0;"></td><td style="background-color: #e0e0e0;"></td><td style="background-color: #e0e0e0;"></td><td style="background-color: #e0e0e0;"></td><td style="background-color: #e0e0e0;"></td><td style="background-color: #e0e0e0;"></td><td style="background-color: #e0e0e0;"></td><td style="background-color: #e0e0e0;"></td> </tr> </table>		1982	1983	1984	1985	1986	1987	1988	1989	1990	1991	1992	1993	1994	1995	1996	1997				WEST												
1982	1983	1984	1985	1986	1987	1988	1989	1990	1991	1992	1993	1994	1995	1996	1997																		
			WEST																														

No.	Name	Label	Survey period	Survey frequency
-----	------	-------	---------------	------------------

3.10.7) innrisk7

no innovation risks due to plagiarism in the next 5 years

West 1985

once

Wording of question

<p>1985</p> <p><b>VIII. Innovation risks</b></p> <p>The success of our innovation is impaired by</p> <p style="text-align: center;">lack of design protection (plagiarism)</p> <p style="text-align: right;">during the next 5 years</p> <p style="text-align: right;">no <input type="text"/> [1]</p>	<p>Further information</p>																																
<p>Time span of variable</p>																																	
<table border="1" style="width: 100%; text-align: center;"> <tr> <td>1982</td><td>1983</td><td>1984</td><td>1985</td><td>1986</td><td>1987</td><td>1988</td><td>1989</td><td>1990</td><td>1991</td><td>1992</td><td>1993</td><td>1994</td><td>1995</td><td>1996</td><td>1997</td> </tr> <tr> <td style="background-color: #e0e0e0;"></td><td style="background-color: #e0e0e0;"></td><td style="background-color: #e0e0e0;"></td><td style="background-color: #e0e0e0;">WEST</td><td style="background-color: #e0e0e0;"></td><td style="background-color: #e0e0e0;"></td><td style="background-color: #e0e0e0;"></td><td style="background-color: #e0e0e0;"></td><td style="background-color: #e0e0e0;"></td><td style="background-color: #e0e0e0;"></td><td style="background-color: #e0e0e0;"></td><td style="background-color: #e0e0e0;"></td><td style="background-color: #e0e0e0;"></td><td style="background-color: #e0e0e0;"></td><td style="background-color: #e0e0e0;"></td><td style="background-color: #e0e0e0;"></td> </tr> </table>		1982	1983	1984	1985	1986	1987	1988	1989	1990	1991	1992	1993	1994	1995	1996	1997				WEST												
1982	1983	1984	1985	1986	1987	1988	1989	1990	1991	1992	1993	1994	1995	1996	1997																		
			WEST																														

No.	Name	Label	Survey period	Survey frequency
-----	------	-------	---------------	------------------

3.10.8) innrisk8

no innovation risks due to product liability risks in the next 5 years

West 1985

once

Wording of question

<p>1985</p> <p><b>VIII. Innovation risks</b></p> <p>The success of our innovation is impaired by</p> <p style="text-align: center;">product liability risks</p> <p style="text-align: right;">during the next 5 years</p> <p style="text-align: right;">no <input type="text"/> [1]</p>	<p>Further information</p>																																
<p>Time span of variable</p>																																	
<table border="1" style="width: 100%; text-align: center;"> <tr> <td>1982</td><td>1983</td><td>1984</td><td>1985</td><td>1986</td><td>1987</td><td>1988</td><td>1989</td><td>1990</td><td>1991</td><td>1992</td><td>1993</td><td>1994</td><td>1995</td><td>1996</td><td>1997</td> </tr> <tr> <td style="background-color: #e0e0e0;"></td><td style="background-color: #e0e0e0;"></td><td style="background-color: #e0e0e0;"></td><td style="background-color: #e0e0e0;">WEST</td><td style="background-color: #e0e0e0;"></td><td style="background-color: #e0e0e0;"></td><td style="background-color: #e0e0e0;"></td><td style="background-color: #e0e0e0;"></td><td style="background-color: #e0e0e0;"></td><td style="background-color: #e0e0e0;"></td><td style="background-color: #e0e0e0;"></td><td style="background-color: #e0e0e0;"></td><td style="background-color: #e0e0e0;"></td><td style="background-color: #e0e0e0;"></td><td style="background-color: #e0e0e0;"></td><td style="background-color: #e0e0e0;"></td> </tr> </table>		1982	1983	1984	1985	1986	1987	1988	1989	1990	1991	1992	1993	1994	1995	1996	1997				WEST												
1982	1983	1984	1985	1986	1987	1988	1989	1990	1991	1992	1993	1994	1995	1996	1997																		
			WEST																														

**3.11 Sales structure of product innovations**

No.	Name	Label	Survey period	Survey frequency
-----	------	-------	---------------	------------------

3.11.1) avp1 share of new product in total revenue in % West 1986 once

Wording of question

<p>1986  <b>VI. Sales structure of product innovations</b>          Products that were newly taken into the product program since business year 1981 had a share of [...] to the whole sales of the product line in 1986 _____ %</p>	<p>Further information</p>																																
<p>Time span of variable</p> <table border="1" style="width: 100%; text-align: center;"> <tr> <td>1982</td><td>1983</td><td>1984</td><td>1985</td><td>1986</td><td>1987</td><td>1988</td><td>1989</td><td>1990</td><td>1991</td><td>1992</td><td>1993</td><td>1994</td><td>1995</td><td>1996</td><td>1997</td> </tr> <tr> <td></td><td></td><td></td><td></td><td>WEST</td><td></td><td></td><td></td><td></td><td></td><td></td><td></td><td></td><td></td><td></td><td></td> </tr> </table>		1982	1983	1984	1985	1986	1987	1988	1989	1990	1991	1992	1993	1994	1995	1996	1997					WEST											
1982	1983	1984	1985	1986	1987	1988	1989	1990	1991	1992	1993	1994	1995	1996	1997																		
				WEST																													

No.	Name	Label	Survey period	Survey frequency
-----	------	-------	---------------	------------------

3.11.2) avp2 sales of new products in agriculture and forestry West 1986 once

Wording of question

<p>1986  <b>VI. Sales structure of product innovations</b>          During the last 5 years the sales of these new products were distributed on average among  <b>a) domestic sectors (please tick off the applicable branches within the sector)</b></p> <p>1 <input type="checkbox"/> [1] agriculture and forestry <input checked="" type="checkbox"/> fishing industry</p>	<p>Further information</p>																																
<p>Time span of variable</p> <table border="1" style="width: 100%; text-align: center;"> <tr> <td>1982</td><td>1983</td><td>1984</td><td>1985</td><td>1986</td><td>1987</td><td>1988</td><td>1989</td><td>1990</td><td>1991</td><td>1992</td><td>1993</td><td>1994</td><td>1995</td><td>1996</td><td>1997</td> </tr> <tr> <td></td><td></td><td></td><td></td><td>WEST</td><td></td><td></td><td></td><td></td><td></td><td></td><td></td><td></td><td></td><td></td><td></td> </tr> </table>		1982	1983	1984	1985	1986	1987	1988	1989	1990	1991	1992	1993	1994	1995	1996	1997					WEST											
1982	1983	1984	1985	1986	1987	1988	1989	1990	1991	1992	1993	1994	1995	1996	1997																		
				WEST																													

No.	Name	Label	Survey period	Survey frequency
-----	------	-------	---------------	------------------

3.11.3) avp3 sales of new products in fishing sector West 1986 once

Wording of question


<p>1986  <b>VI. Sales structure of product innovations</b>          During the last 5 years the sales of these new products were distributed on average among  <b>a) domestic sectors (please tick off the applicable branches within the sector)</b></p> <p>1 <input checked="" type="checkbox"/> agriculture and forestry <input type="checkbox"/> [1] fishing industry</p>	<p>Further information</p>																																
<p>Time span of variable</p> <table border="1" style="width: 100%; text-align: center;"> <tr> <td>1982</td><td>1983</td><td>1984</td><td>1985</td><td>1986</td><td>1987</td><td>1988</td><td>1989</td><td>1990</td><td>1991</td><td>1992</td><td>1993</td><td>1994</td><td>1995</td><td>1996</td><td>1997</td> </tr> <tr> <td></td><td></td><td></td><td></td><td>WEST</td><td></td><td></td><td></td><td></td><td></td><td></td><td></td><td></td><td></td><td></td><td></td> </tr> </table>		1982	1983	1984	1985	1986	1987	1988	1989	1990	1991	1992	1993	1994	1995	1996	1997					WEST											
1982	1983	1984	1985	1986	1987	1988	1989	1990	1991	1992	1993	1994	1995	1996	1997																		
				WEST																													

No.	Name	Label	Survey period	Survey frequency
-----	------	-------	---------------	------------------

Wording of question

<p>1986</p> <p><b>VI. Sales structure of product innovations</b></p> <p>During the last 5 years the share of sales of these new products were (estimates are sufficient)</p> <p><b>a) domestic sectors (please tick off the applicable branches within the sector)</b></p> <p>1 <input type="checkbox"/> agriculture and forestry _____ %</p> <p><input type="checkbox"/> fishing industry _____ %</p>	<p>Further information</p>
--	----------------------------

Time span of variable



No.	Name	Label	Survey period	Survey frequency
-----	------	-------	---------------	------------------

3.11.5) avp4

sales of new products in energy sector

West 1986

once

Wording of question

<p>1986</p> <p><b>VI. Sales structure of product innovations</b></p> <p>During the last 5 years the sales of these new products were distributed on average among</p> <p><b>a) domestic sectors (please tick off the applicable branches within the sector)</b></p> <p>2 <input type="checkbox"/> [1] power supply      <input checked="" type="checkbox"/> water supply      <input checked="" type="checkbox"/> mining</p>	<p>Further information</p>																																
<p>Time span of variable</p> <table border="1" style="width: 100%; text-align: center;"> <tr> <td>1982</td><td>1983</td><td>1984</td><td>1985</td><td>1986</td><td>1987</td><td>1988</td><td>1989</td><td>1990</td><td>1991</td><td>1992</td><td>1993</td><td>1994</td><td>1995</td><td>1996</td><td>1997</td> </tr> <tr> <td></td><td></td><td></td><td></td><td style="background-color: #cccccc;">WEST</td><td></td><td></td><td></td><td></td><td></td><td></td><td></td><td></td><td></td><td></td><td></td> </tr> </table>		1982	1983	1984	1985	1986	1987	1988	1989	1990	1991	1992	1993	1994	1995	1996	1997					WEST											
1982	1983	1984	1985	1986	1987	1988	1989	1990	1991	1992	1993	1994	1995	1996	1997																		
				WEST																													

No.	Name	Label	Survey period	Survey frequency
-----	------	-------	---------------	------------------

3.11.6) avp5

sales of new products in water supply sector

West 1986

once

Wording of question

<p>1986</p> <p><b>VI. Sales structure of product innovations</b></p> <p>During the last 5 years the sales of these new products were distributed on average among</p> <p><b>a) domestic sectors (please tick off the applicable branches within the sector)</b></p> <p>2 <input checked="" type="checkbox"/> power supply      <input type="checkbox"/> [1] water supply      <input checked="" type="checkbox"/> mining</p>	<p>Further information</p>																																
<p>Time span of variable</p> <table border="1" style="width: 100%; text-align: center;"> <tr> <td>1982</td><td>1983</td><td>1984</td><td>1985</td><td>1986</td><td>1987</td><td>1988</td><td>1989</td><td>1990</td><td>1991</td><td>1992</td><td>1993</td><td>1994</td><td>1995</td><td>1996</td><td>1997</td> </tr> <tr> <td></td><td></td><td></td><td></td><td style="background-color: #cccccc;">WEST</td><td></td><td></td><td></td><td></td><td></td><td></td><td></td><td></td><td></td><td></td><td></td> </tr> </table>		1982	1983	1984	1985	1986	1987	1988	1989	1990	1991	1992	1993	1994	1995	1996	1997					WEST											
1982	1983	1984	1985	1986	1987	1988	1989	1990	1991	1992	1993	1994	1995	1996	1997																		
				WEST																													

No.	Name	Label	Survey period	Survey frequency
-----	------	-------	---------------	------------------

3.11.7) avp6

sales of new products in mining sector

West 1986

once

Wording of question

<p>1986</p> <p><b>VI. Sales structure of product innovations</b></p> <p>During the last 5 years the sales of these new products were distributed on average among</p> <p><b>a) domestic sectors (please tick off the applicable branches within the sector)</b></p> <p>2 <input checked="" type="checkbox"/> power supply      <input checked="" type="checkbox"/> water supply      <input type="checkbox"/> [1] mining</p>	<p>Further information</p>																																
<p>Time span of variable</p> <table border="1" style="width: 100%; text-align: center;"> <tr> <td>1982</td><td>1983</td><td>1984</td><td>1985</td><td>1986</td><td>1987</td><td>1988</td><td>1989</td><td>1990</td><td>1991</td><td>1992</td><td>1993</td><td>1994</td><td>1995</td><td>1996</td><td>1997</td> </tr> <tr> <td></td><td></td><td></td><td></td><td style="background-color: #cccccc;">WEST</td><td></td><td></td><td></td><td></td><td></td><td></td><td></td><td></td><td></td><td></td><td></td> </tr> </table>		1982	1983	1984	1985	1986	1987	1988	1989	1990	1991	1992	1993	1994	1995	1996	1997					WEST											
1982	1983	1984	1985	1986	1987	1988	1989	1990	1991	1992	1993	1994	1995	1996	1997																		
				WEST																													

No.	Name	Label	Survey period	Survey frequency
-----	------	-------	---------------	------------------

3.11.8) avpproz2

share of new products sold to energy sector etc. in total sales of new products

West 1986

once

Wording of question

<p>1986</p> <p><b>VI. Sales structure of product innovations</b></p> <p>During the last 5 years the share of sales of these new products were (estimates are sufficient)</p> <p><b>a) domestic sectors (please tick off the applicable branches within the sector)</b></p> <p>2 <input checked="" type="checkbox"/> power supply  <input checked="" type="checkbox"/> water supply  <input checked="" type="checkbox"/> mining      _____ %</p>	<p>Further information</p>																																
<p>Time span of variable</p> <table border="1" style="width: 100%; text-align: center;"> <tr> <td>1982</td><td>1983</td><td>1984</td><td>1985</td><td>1986</td><td>1987</td><td>1988</td><td>1989</td><td>1990</td><td>1991</td><td>1992</td><td>1993</td><td>1994</td><td>1995</td><td>1996</td><td>1997</td> </tr> <tr> <td></td><td></td><td></td><td></td><td style="background-color: #cccccc;">WEST</td><td></td><td></td><td></td><td></td><td></td><td></td><td></td><td></td><td></td><td></td><td></td> </tr> </table>		1982	1983	1984	1985	1986	1987	1988	1989	1990	1991	1992	1993	1994	1995	1996	1997					WEST											
1982	1983	1984	1985	1986	1987	1988	1989	1990	1991	1992	1993	1994	1995	1996	1997																		
				WEST																													



No.	Name	Label	Survey period	Survey frequency
-----	------	-------	---------------	------------------



Wording of question

<p>1986</p> <p><b>VI. Sales structure of product innovations</b>                  During the last 5 years the sales of these new products were distributed on average among</p> <p><b>a) domestic sectors (please tick off the applicable branches within the sector)</b></p> <p>3</p> <table style="width: 100%;"> <tr> <td style="width: 50%; vertical-align: top;"> <table border="0"> <tr><td><input type="checkbox"/></td><td>[1] chemical industry</td></tr> <tr><td><input type="checkbox"/></td><td>rubber industry</td></tr> <tr><td><input type="checkbox"/></td><td>glass industry</td></tr> <tr><td><input type="checkbox"/></td><td>stone and earth industry</td></tr> </table> </td> <td style="width: 50%; vertical-align: top;"> <table border="0"> <tr><td><input type="checkbox"/></td><td>oil industry</td></tr> <tr><td><input type="checkbox"/></td><td>plastics industry</td></tr> <tr><td><input type="checkbox"/></td><td>ceramics industry</td></tr> </table> </td> </tr> </table>	<table border="0"> <tr><td><input type="checkbox"/></td><td>[1] chemical industry</td></tr> <tr><td><input type="checkbox"/></td><td>rubber industry</td></tr> <tr><td><input type="checkbox"/></td><td>glass industry</td></tr> <tr><td><input type="checkbox"/></td><td>stone and earth industry</td></tr> </table>	<input type="checkbox"/>	[1] chemical industry	<input type="checkbox"/>	rubber industry	<input type="checkbox"/>	glass industry	<input type="checkbox"/>	stone and earth industry	<table border="0"> <tr><td><input type="checkbox"/></td><td>oil industry</td></tr> <tr><td><input type="checkbox"/></td><td>plastics industry</td></tr> <tr><td><input type="checkbox"/></td><td>ceramics industry</td></tr> </table>	<input type="checkbox"/>	oil industry	<input type="checkbox"/>	plastics industry	<input type="checkbox"/>	ceramics industry	<p>Further information</p>																	
<table border="0"> <tr><td><input type="checkbox"/></td><td>[1] chemical industry</td></tr> <tr><td><input type="checkbox"/></td><td>rubber industry</td></tr> <tr><td><input type="checkbox"/></td><td>glass industry</td></tr> <tr><td><input type="checkbox"/></td><td>stone and earth industry</td></tr> </table>	<input type="checkbox"/>	[1] chemical industry	<input type="checkbox"/>	rubber industry	<input type="checkbox"/>	glass industry	<input type="checkbox"/>	stone and earth industry	<table border="0"> <tr><td><input type="checkbox"/></td><td>oil industry</td></tr> <tr><td><input type="checkbox"/></td><td>plastics industry</td></tr> <tr><td><input type="checkbox"/></td><td>ceramics industry</td></tr> </table>	<input type="checkbox"/>	oil industry	<input type="checkbox"/>	plastics industry	<input type="checkbox"/>	ceramics industry																			
<input type="checkbox"/>	[1] chemical industry																																	
<input type="checkbox"/>	rubber industry																																	
<input type="checkbox"/>	glass industry																																	
<input type="checkbox"/>	stone and earth industry																																	
<input type="checkbox"/>	oil industry																																	
<input type="checkbox"/>	plastics industry																																	
<input type="checkbox"/>	ceramics industry																																	
<p>Time span of variable</p> <table border="1" style="width: 100%; text-align: center;"> <tr> <td>1982</td><td>1983</td><td>1984</td><td>1985</td><td>1986</td><td>1987</td><td>1988</td><td>1989</td><td>1990</td><td>1991</td><td>1992</td><td>1993</td><td>1994</td><td>1995</td><td>1996</td><td>1997</td> </tr> <tr> <td></td><td></td><td></td><td></td><td>WEST</td><td></td><td></td><td></td><td></td><td></td><td></td><td></td><td></td><td></td><td></td><td></td> </tr> </table>		1982	1983	1984	1985	1986	1987	1988	1989	1990	1991	1992	1993	1994	1995	1996	1997					WEST												
1982	1983	1984	1985	1986	1987	1988	1989	1990	1991	1992	1993	1994	1995	1996	1997																			
				WEST																														

No.	Name	Label	Survey period	Survey frequency
-----	------	-------	---------------	------------------

Wording of question

<p>1986</p> <p><b>VI. Sales structure of product innovations</b>                  During the last 5 years the sales of these new products were distributed on average among</p> <p><b>a) domestic sectors (please tick off the applicable branches within the sector)</b></p> <p>3</p> <table style="width: 100%;"> <tr> <td style="width: 50%; vertical-align: top;"> <table border="0"> <tr><td><input type="checkbox"/></td><td>chemical industry</td></tr> <tr><td><input type="checkbox"/></td><td>rubber industry</td></tr> <tr><td><input type="checkbox"/></td><td>glass industry</td></tr> <tr><td><input type="checkbox"/></td><td>stone and earth industry</td></tr> </table> </td> <td style="width: 50%; vertical-align: top;"> <table border="0"> <tr><td><input type="checkbox"/></td><td>[1] oil industry</td></tr> <tr><td><input type="checkbox"/></td><td>plastics industry</td></tr> <tr><td><input type="checkbox"/></td><td>ceramics industry</td></tr> </table> </td> </tr> </table>	<table border="0"> <tr><td><input type="checkbox"/></td><td>chemical industry</td></tr> <tr><td><input type="checkbox"/></td><td>rubber industry</td></tr> <tr><td><input type="checkbox"/></td><td>glass industry</td></tr> <tr><td><input type="checkbox"/></td><td>stone and earth industry</td></tr> </table>	<input type="checkbox"/>	chemical industry	<input type="checkbox"/>	rubber industry	<input type="checkbox"/>	glass industry	<input type="checkbox"/>	stone and earth industry	<table border="0"> <tr><td><input type="checkbox"/></td><td>[1] oil industry</td></tr> <tr><td><input type="checkbox"/></td><td>plastics industry</td></tr> <tr><td><input type="checkbox"/></td><td>ceramics industry</td></tr> </table>	<input type="checkbox"/>	[1] oil industry	<input type="checkbox"/>	plastics industry	<input type="checkbox"/>	ceramics industry	<p>Further information</p>																	
<table border="0"> <tr><td><input type="checkbox"/></td><td>chemical industry</td></tr> <tr><td><input type="checkbox"/></td><td>rubber industry</td></tr> <tr><td><input type="checkbox"/></td><td>glass industry</td></tr> <tr><td><input type="checkbox"/></td><td>stone and earth industry</td></tr> </table>	<input type="checkbox"/>	chemical industry	<input type="checkbox"/>	rubber industry	<input type="checkbox"/>	glass industry	<input type="checkbox"/>	stone and earth industry	<table border="0"> <tr><td><input type="checkbox"/></td><td>[1] oil industry</td></tr> <tr><td><input type="checkbox"/></td><td>plastics industry</td></tr> <tr><td><input type="checkbox"/></td><td>ceramics industry</td></tr> </table>	<input type="checkbox"/>	[1] oil industry	<input type="checkbox"/>	plastics industry	<input type="checkbox"/>	ceramics industry																			
<input type="checkbox"/>	chemical industry																																	
<input type="checkbox"/>	rubber industry																																	
<input type="checkbox"/>	glass industry																																	
<input type="checkbox"/>	stone and earth industry																																	
<input type="checkbox"/>	[1] oil industry																																	
<input type="checkbox"/>	plastics industry																																	
<input type="checkbox"/>	ceramics industry																																	
<p>Time span of variable</p> <table border="1" style="width: 100%; text-align: center;"> <tr> <td>1982</td><td>1983</td><td>1984</td><td>1985</td><td>1986</td><td>1987</td><td>1988</td><td>1989</td><td>1990</td><td>1991</td><td>1992</td><td>1993</td><td>1994</td><td>1995</td><td>1996</td><td>1997</td> </tr> <tr> <td></td><td></td><td></td><td></td><td>WEST</td><td></td><td></td><td></td><td></td><td></td><td></td><td></td><td></td><td></td><td></td><td></td> </tr> </table>		1982	1983	1984	1985	1986	1987	1988	1989	1990	1991	1992	1993	1994	1995	1996	1997					WEST												
1982	1983	1984	1985	1986	1987	1988	1989	1990	1991	1992	1993	1994	1995	1996	1997																			
				WEST																														

No.	Name	Label	Survey period	Survey frequency
-----	------	-------	---------------	------------------

Wording of question

<p>1986</p> <p><b>VI. Sales structure of product innovations</b>                  During the last 5 years the sales of these new products were distributed on average among</p> <p><b>a) domestic sectors (please tick off the applicable branches within the sector)</b></p> <p>3</p> <table style="width: 100%;"> <tr> <td style="width: 50%; vertical-align: top;"> <table border="0"> <tr><td><input type="checkbox"/></td><td>chemical industry</td></tr> <tr><td><input type="checkbox"/></td><td>[1] rubber industry</td></tr> <tr><td><input type="checkbox"/></td><td>glass industry</td></tr> <tr><td><input type="checkbox"/></td><td>stone and earth industry</td></tr> </table> </td> <td style="width: 50%; vertical-align: top;"> <table border="0"> <tr><td><input type="checkbox"/></td><td>oil industry</td></tr> <tr><td><input type="checkbox"/></td><td>plastics industry</td></tr> <tr><td><input type="checkbox"/></td><td>ceramics industry</td></tr> </table> </td> </tr> </table>	<table border="0"> <tr><td><input type="checkbox"/></td><td>chemical industry</td></tr> <tr><td><input type="checkbox"/></td><td>[1] rubber industry</td></tr> <tr><td><input type="checkbox"/></td><td>glass industry</td></tr> <tr><td><input type="checkbox"/></td><td>stone and earth industry</td></tr> </table>	<input type="checkbox"/>	chemical industry	<input type="checkbox"/>	[1] rubber industry	<input type="checkbox"/>	glass industry	<input type="checkbox"/>	stone and earth industry	<table border="0"> <tr><td><input type="checkbox"/></td><td>oil industry</td></tr> <tr><td><input type="checkbox"/></td><td>plastics industry</td></tr> <tr><td><input type="checkbox"/></td><td>ceramics industry</td></tr> </table>	<input type="checkbox"/>	oil industry	<input type="checkbox"/>	plastics industry	<input type="checkbox"/>	ceramics industry	<p>Further information</p>																	
<table border="0"> <tr><td><input type="checkbox"/></td><td>chemical industry</td></tr> <tr><td><input type="checkbox"/></td><td>[1] rubber industry</td></tr> <tr><td><input type="checkbox"/></td><td>glass industry</td></tr> <tr><td><input type="checkbox"/></td><td>stone and earth industry</td></tr> </table>	<input type="checkbox"/>	chemical industry	<input type="checkbox"/>	[1] rubber industry	<input type="checkbox"/>	glass industry	<input type="checkbox"/>	stone and earth industry	<table border="0"> <tr><td><input type="checkbox"/></td><td>oil industry</td></tr> <tr><td><input type="checkbox"/></td><td>plastics industry</td></tr> <tr><td><input type="checkbox"/></td><td>ceramics industry</td></tr> </table>	<input type="checkbox"/>	oil industry	<input type="checkbox"/>	plastics industry	<input type="checkbox"/>	ceramics industry																			
<input type="checkbox"/>	chemical industry																																	
<input type="checkbox"/>	[1] rubber industry																																	
<input type="checkbox"/>	glass industry																																	
<input type="checkbox"/>	stone and earth industry																																	
<input type="checkbox"/>	oil industry																																	
<input type="checkbox"/>	plastics industry																																	
<input type="checkbox"/>	ceramics industry																																	
<p>Time span of variable</p> <table border="1" style="width: 100%; text-align: center;"> <tr> <td>1982</td><td>1983</td><td>1984</td><td>1985</td><td>1986</td><td>1987</td><td>1988</td><td>1989</td><td>1990</td><td>1991</td><td>1992</td><td>1993</td><td>1994</td><td>1995</td><td>1996</td><td>1997</td> </tr> <tr> <td></td><td></td><td></td><td></td><td>WEST</td><td></td><td></td><td></td><td></td><td></td><td></td><td></td><td></td><td></td><td></td><td></td> </tr> </table>		1982	1983	1984	1985	1986	1987	1988	1989	1990	1991	1992	1993	1994	1995	1996	1997					WEST												
1982	1983	1984	1985	1986	1987	1988	1989	1990	1991	1992	1993	1994	1995	1996	1997																			
				WEST																														

No.	Name	Label	Survey period	Survey frequency
-----	------	-------	---------------	------------------

3.11.12) avp10

sales of new products in plastics industry

West 1986

once

Wording of question

<p>1986</p> <p><b>VI. Sales structure of product innovations</b></p> <p>During the last 5 years the sales of these new products were distributed on average among</p> <p><b>a) domestic sectors (please tick off the applicable branches within the sector)</b></p> <p>3</p> <div style="display: flex; justify-content: space-between;"> <div style="width: 45%;"> <ul style="list-style-type: none"> <li><input checked="" type="checkbox"/> chemical industry</li> <li><input checked="" type="checkbox"/> rubber industry</li> <li><input checked="" type="checkbox"/> glass industry</li> <li><input checked="" type="checkbox"/> stone and earth industry</li> </ul> </div> <div style="width: 45%;"> <ul style="list-style-type: none"> <li><input type="checkbox"/> oil industry</li> <li><input type="checkbox"/> [1] plastics industry</li> <li><input type="checkbox"/> ceramics industry</li> </ul> </div> </div>	<p>Further information</p>																																
<p>Time span of variable</p>																																	
<table border="1" style="width: 100%; text-align: center;"> <tr> <th>1982</th><th>1983</th><th>1984</th><th>1985</th><th>1986</th><th>1987</th><th>1988</th><th>1989</th><th>1990</th><th>1991</th><th>1992</th><th>1993</th><th>1994</th><th>1995</th><th>1996</th><th>1997</th> </tr> <tr> <td style="background-color: #e6e6e6;"></td><td style="background-color: #e6e6e6;"></td><td style="background-color: #e6e6e6;"></td><td style="background-color: #e6e6e6;"></td><td style="background-color: #e6e6e6;">WEST</td><td style="background-color: #e6e6e6;"></td><td style="background-color: #e6e6e6;"></td><td style="background-color: #e6e6e6;"></td><td style="background-color: #e6e6e6;"></td><td style="background-color: #e6e6e6;"></td><td style="background-color: #e6e6e6;"></td><td style="background-color: #e6e6e6;"></td><td style="background-color: #e6e6e6;"></td><td style="background-color: #e6e6e6;"></td><td style="background-color: #e6e6e6;"></td><td style="background-color: #e6e6e6;"></td> </tr> </table>		1982	1983	1984	1985	1986	1987	1988	1989	1990	1991	1992	1993	1994	1995	1996	1997					WEST											
1982	1983	1984	1985	1986	1987	1988	1989	1990	1991	1992	1993	1994	1995	1996	1997																		
				WEST																													

No.	Name	Label	Survey period	Survey frequency
-----	------	-------	---------------	------------------

3.11.13) avp11

sales of new products in glass industry

West 1986

once

Wording of question

<p>1986</p> <p><b>VI. Sales structure of product innovations</b></p> <p>During the last 5 years the sales of these new products were distributed on average among</p> <p><b>a) domestic sectors (please tick off the applicable branches within the sector)</b></p> <p>3</p> <div style="display: flex; justify-content: space-between;"> <div style="width: 45%;"> <ul style="list-style-type: none"> <li><input checked="" type="checkbox"/> chemical industry</li> <li><input checked="" type="checkbox"/> rubber industry</li> <li><input checked="" type="checkbox"/> [1] glass industry</li> <li><input checked="" type="checkbox"/> stone and earth industry</li> </ul> </div> <div style="width: 45%;"> <ul style="list-style-type: none"> <li><input type="checkbox"/> oil industry</li> <li><input type="checkbox"/> plastics industry</li> <li><input type="checkbox"/> ceramics industry</li> </ul> </div> </div>	<p>Further information</p>																																
<p>Time span of variable</p>																																	
<table border="1" style="width: 100%; text-align: center;"> <tr> <th>1982</th><th>1983</th><th>1984</th><th>1985</th><th>1986</th><th>1987</th><th>1988</th><th>1989</th><th>1990</th><th>1991</th><th>1992</th><th>1993</th><th>1994</th><th>1995</th><th>1996</th><th>1997</th> </tr> <tr> <td style="background-color: #e6e6e6;"></td><td style="background-color: #e6e6e6;"></td><td style="background-color: #e6e6e6;"></td><td style="background-color: #e6e6e6;"></td><td style="background-color: #e6e6e6;">WEST</td><td style="background-color: #e6e6e6;"></td><td style="background-color: #e6e6e6;"></td><td style="background-color: #e6e6e6;"></td><td style="background-color: #e6e6e6;"></td><td style="background-color: #e6e6e6;"></td><td style="background-color: #e6e6e6;"></td><td style="background-color: #e6e6e6;"></td><td style="background-color: #e6e6e6;"></td><td style="background-color: #e6e6e6;"></td><td style="background-color: #e6e6e6;"></td><td style="background-color: #e6e6e6;"></td> </tr> </table>		1982	1983	1984	1985	1986	1987	1988	1989	1990	1991	1992	1993	1994	1995	1996	1997					WEST											
1982	1983	1984	1985	1986	1987	1988	1989	1990	1991	1992	1993	1994	1995	1996	1997																		
				WEST																													

No.	Name	Label	Survey period	Survey frequency
-----	------	-------	---------------	------------------

3.11.14) avp12

sales of new products in the ceramics industry

West 1986

once

Wording of question

<p>1986</p> <p><b>VI. Sales structure of product innovations</b></p> <p>During the last 5 years the sales of these new products were distributed on average among</p> <p><b>a) domestic sectors (please tick off the applicable branches within the sector)</b></p> <p>3</p> <div style="display: flex; justify-content: space-between;"> <div style="width: 45%;"> <ul style="list-style-type: none"> <li><input checked="" type="checkbox"/> chemical industry</li> <li><input checked="" type="checkbox"/> rubber industry</li> <li><input checked="" type="checkbox"/> glass industry</li> <li><input checked="" type="checkbox"/> stone and earth industry</li> </ul> </div> <div style="width: 45%;"> <ul style="list-style-type: none"> <li><input type="checkbox"/> oil industry</li> <li><input type="checkbox"/> plastics industry</li> <li><input type="checkbox"/> [1] ceramics industry</li> </ul> </div> </div>	<p>Further information</p>																																
<p>Time span of variable</p>																																	
<table border="1" style="width: 100%; text-align: center;"> <tr> <th>1982</th><th>1983</th><th>1984</th><th>1985</th><th>1986</th><th>1987</th><th>1988</th><th>1989</th><th>1990</th><th>1991</th><th>1992</th><th>1993</th><th>1994</th><th>1995</th><th>1996</th><th>1997</th> </tr> <tr> <td style="background-color: #e6e6e6;"></td><td style="background-color: #e6e6e6;"></td><td style="background-color: #e6e6e6;"></td><td style="background-color: #e6e6e6;"></td><td style="background-color: #e6e6e6;">WEST</td><td style="background-color: #e6e6e6;"></td><td style="background-color: #e6e6e6;"></td><td style="background-color: #e6e6e6;"></td><td style="background-color: #e6e6e6;"></td><td style="background-color: #e6e6e6;"></td><td style="background-color: #e6e6e6;"></td><td style="background-color: #e6e6e6;"></td><td style="background-color: #e6e6e6;"></td><td style="background-color: #e6e6e6;"></td><td style="background-color: #e6e6e6;"></td><td style="background-color: #e6e6e6;"></td> </tr> </table>		1982	1983	1984	1985	1986	1987	1988	1989	1990	1991	1992	1993	1994	1995	1996	1997					WEST											
1982	1983	1984	1985	1986	1987	1988	1989	1990	1991	1992	1993	1994	1995	1996	1997																		
				WEST																													

No.	Name	Label	Survey period	Survey frequency
-----	------	-------	---------------	------------------

3.11.15) avp13

sales of new products in stone and earth industry

West 1986

once

Wording of question

1986

**VI. Sales structure of product innovations**  
 During the last 5 years the sales of these new products were distributed on average among

**a) domestic sectors (please tick off the applicable branches within the sector)**

3

<input type="checkbox"/>	chemical industry	<input type="checkbox"/>	oil industry
<input type="checkbox"/>	rubber industry	<input type="checkbox"/>	plastics industry
<input type="checkbox"/>	glass industry	<input type="checkbox"/>	ceramics industry
<input checked="" type="checkbox"/>	[1] stone and earth industry		

Further information

---

**Time span of variable**

1982	1983	1984	1985	1986	1987	1988	1989	1990	1991	1992	1993	1994	1995	1996	1997
				WEST											

No.	Name	Label	Survey period	Survey frequency
-----	------	-------	---------------	------------------

3.11.16) avpproz3

share of new products sold to chemical industry etc. in total sales of new products

West 1986

once

Wording of question

1986

**VI. Sales structure of product innovations**  
 During the last 5 years the share of sales of these new products were (estimates are sufficient)

**a) domestic sectors (please tick off the applicable branches within the sector)**

3

<input type="checkbox"/>	chemical industry	_____ %
<input type="checkbox"/>	oil industry	
<input type="checkbox"/>	rubber industry	
<input type="checkbox"/>	plastics industry	
<input type="checkbox"/>	glass industry	
<input type="checkbox"/>	ceramics industry	
<input type="checkbox"/>	stone and earth industry	

Further information

---

**Time span of variable**

1982	1983	1984	1985	1986	1987	1988	1989	1990	1991	1992	1993	1994	1995	1996	1997
				WEST											

No.	Name	Label	Survey period	Survey frequency
-----	------	-------	---------------	------------------

3.11.17) avp14

sales of new products in iron and steel producing industry

West 1986

once

Wording of question

1986

**VI. Sales structure of product innovations**  
 During the last 5 years the sales of these new products were distributed on average among

**a) domestic sectors (please tick off the applicable branches within the sector)**

4

<input type="checkbox"/>	[1] iron and steel producing industry	<input type="checkbox"/>	metal production industry
<input type="checkbox"/>	foundry industry	<input type="checkbox"/>	drawing plant sector

Further information

---

**Time span of variable**

1982	1983	1984	1985	1986	1987	1988	1989	1990	1991	1992	1993	1994	1995	1996	1997
				WEST											

No.	Name	Label	Survey period	Survey frequency
-----	------	-------	---------------	------------------

3.11.18) avp15

sales of new products in metal production industry

West 1986

once

Wording of question

1986

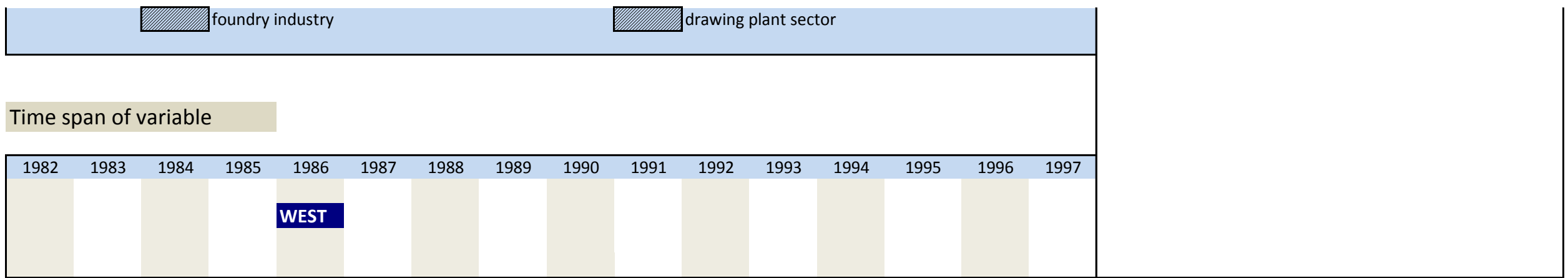
**VI. Sales structure of product innovations**  
 During the last 5 years the sales of these new products were distributed on average among

**a) domestic sectors (please tick off the applicable branches within the sector)**

4

<input type="checkbox"/>	iron and steel producing industry	<input type="checkbox"/>	[1] metal production industry
--------------------------	-----------------------------------	--------------------------	-------------------------------

Further information



No.	Name	Label	Survey period	Survey frequency
-----	------	-------	---------------	------------------

3.11.19) avp16

sales of new products in foundry industry

West 1986

once

Wording of question

<p>1986</p> <p><b>VI. Sales structure of product innovations</b></p> <p>During the last 5 years the sales of these new products were distributed on average among</p> <p><b>a) domestic sectors (please tick off the applicable branches within the sector)</b></p> <p>4 <input checked="" type="checkbox"/> iron and steel producing industry <input checked="" type="checkbox"/> metal production industry</p> <p><input type="checkbox"/> [1] foundry industry <input type="checkbox"/> drawing plant sector</p>	<p>Further information</p>																																
<p>Time span of variable</p> <table border="1"> <tr> <td>1982</td><td>1983</td><td>1984</td><td>1985</td><td>1986</td><td>1987</td><td>1988</td><td>1989</td><td>1990</td><td>1991</td><td>1992</td><td>1993</td><td>1994</td><td>1995</td><td>1996</td><td>1997</td> </tr> <tr> <td></td><td></td><td></td><td></td><td style="background-color: #000080; color: white;">WEST</td><td></td><td></td><td></td><td></td><td></td><td></td><td></td><td></td><td></td><td></td><td></td> </tr> </table>		1982	1983	1984	1985	1986	1987	1988	1989	1990	1991	1992	1993	1994	1995	1996	1997					WEST											
1982	1983	1984	1985	1986	1987	1988	1989	1990	1991	1992	1993	1994	1995	1996	1997																		
				WEST																													

No.	Name	Label	Survey period	Survey frequency
-----	------	-------	---------------	------------------

3.11.20) avp17

sales of new products in drawing plant sector

West 1986

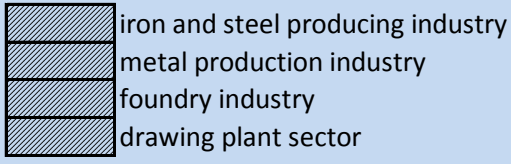
once

Wording of question

<p>1986</p> <p><b>VI. Sales structure of product innovations</b></p> <p>During the last 5 years the sales of these new products were distributed on average among</p> <p><b>a) domestic sectors (please tick off the applicable branches within the sector)</b></p> <p>4 <input checked="" type="checkbox"/> iron and steel producing industry <input checked="" type="checkbox"/> metal production industry</p> <p><input type="checkbox"/> foundry industry <input type="checkbox"/> [1] drawing plant sector</p>	<p>Further information</p>																																
<p>Time span of variable</p> <table border="1"> <tr> <td>1982</td><td>1983</td><td>1984</td><td>1985</td><td>1986</td><td>1987</td><td>1988</td><td>1989</td><td>1990</td><td>1991</td><td>1992</td><td>1993</td><td>1994</td><td>1995</td><td>1996</td><td>1997</td> </tr> <tr> <td></td><td></td><td></td><td></td><td style="background-color: #000080; color: white;">WEST</td><td></td><td></td><td></td><td></td><td></td><td></td><td></td><td></td><td></td><td></td><td></td> </tr> </table>		1982	1983	1984	1985	1986	1987	1988	1989	1990	1991	1992	1993	1994	1995	1996	1997					WEST											
1982	1983	1984	1985	1986	1987	1988	1989	1990	1991	1992	1993	1994	1995	1996	1997																		
				WEST																													

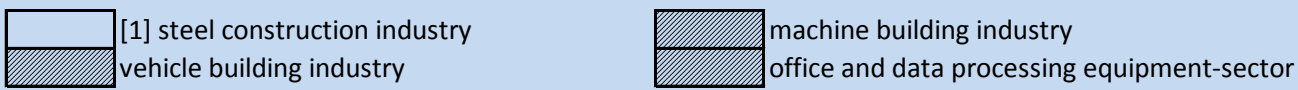
No.	Name	Label	Survey period	Survey frequency
-----	------	-------	---------------	------------------

Wording of question

1986 <b>VI. Sales structure of product innovations</b> During the last 5 years the share of sales of these new products were (estimates are sufficient) <b>a) domestic sectors (please tick off the applicable branches within the sector)</b>  4  _____ %	Further information																																
Time span of variable																																	
<table border="1" style="width: 100%; text-align: center;"> <tr> <td>1982</td><td>1983</td><td>1984</td><td>1985</td><td>1986</td><td>1987</td><td>1988</td><td>1989</td><td>1990</td><td>1991</td><td>1992</td><td>1993</td><td>1994</td><td>1995</td><td>1996</td><td>1997</td> </tr> <tr> <td style="background-color: #e6e6e6;"></td><td style="background-color: #e6e6e6;"></td><td style="background-color: #e6e6e6;"></td><td style="background-color: #e6e6e6;"></td><td style="background-color: #e6e6e6;">WEST</td><td style="background-color: #e6e6e6;"></td><td style="background-color: #e6e6e6;"></td><td style="background-color: #e6e6e6;"></td><td style="background-color: #e6e6e6;"></td><td style="background-color: #e6e6e6;"></td><td style="background-color: #e6e6e6;"></td><td style="background-color: #e6e6e6;"></td><td style="background-color: #e6e6e6;"></td><td style="background-color: #e6e6e6;"></td><td style="background-color: #e6e6e6;"></td><td style="background-color: #e6e6e6;"></td> </tr> </table>		1982	1983	1984	1985	1986	1987	1988	1989	1990	1991	1992	1993	1994	1995	1996	1997					WEST											
1982	1983	1984	1985	1986	1987	1988	1989	1990	1991	1992	1993	1994	1995	1996	1997																		
				WEST																													

No.	Name	Label	Survey period	Survey frequency
-----	------	-------	---------------	------------------

Wording of question

1986 <b>VI. Sales structure of product innovations</b> During the last 5 years the sales of these new products were distributed on average among <b>a) domestic sectors (please tick off the applicable branches within the sector)</b>  5 	Further information																																
Time span of variable																																	
<table border="1" style="width: 100%; text-align: center;"> <tr> <td>1982</td><td>1983</td><td>1984</td><td>1985</td><td>1986</td><td>1987</td><td>1988</td><td>1989</td><td>1990</td><td>1991</td><td>1992</td><td>1993</td><td>1994</td><td>1995</td><td>1996</td><td>1997</td> </tr> <tr> <td style="background-color: #e6e6e6;"></td><td style="background-color: #e6e6e6;"></td><td style="background-color: #e6e6e6;"></td><td style="background-color: #e6e6e6;"></td><td style="background-color: #e6e6e6;">WEST</td><td style="background-color: #e6e6e6;"></td><td style="background-color: #e6e6e6;"></td><td style="background-color: #e6e6e6;"></td><td style="background-color: #e6e6e6;"></td><td style="background-color: #e6e6e6;"></td><td style="background-color: #e6e6e6;"></td><td style="background-color: #e6e6e6;"></td><td style="background-color: #e6e6e6;"></td><td style="background-color: #e6e6e6;"></td><td style="background-color: #e6e6e6;"></td><td style="background-color: #e6e6e6;"></td> </tr> </table>		1982	1983	1984	1985	1986	1987	1988	1989	1990	1991	1992	1993	1994	1995	1996	1997					WEST											
1982	1983	1984	1985	1986	1987	1988	1989	1990	1991	1992	1993	1994	1995	1996	1997																		
				WEST																													

No.	Name	Label	Survey period	Survey frequency
-----	------	-------	---------------	------------------

3.11.23) avp19

sales of new products in machine building industry

West 1986

once

Wording of question

<p>1986</p> <p><b>VI. Sales structure of product innovations</b></p> <p>During the last 5 years the sales of these new products were distributed on average among</p> <p><b>a) domestic sectors (please tick off the applicable branches within the sector)</b></p> <p>5 <input checked="" type="checkbox"/> steel construction industry <input type="checkbox"/> [1] machine building industry</p> <p><input checked="" type="checkbox"/> vehicle building industry <input type="checkbox"/> office and data processing equipment-sector</p>	<p>Further information</p>																																
<p>Time span of variable</p> <table border="1"> <tr> <td>1982</td><td>1983</td><td>1984</td><td>1985</td><td>1986</td><td>1987</td><td>1988</td><td>1989</td><td>1990</td><td>1991</td><td>1992</td><td>1993</td><td>1994</td><td>1995</td><td>1996</td><td>1997</td> </tr> <tr> <td></td><td></td><td></td><td></td><td style="background-color: #000080; color: white;">WEST</td><td></td><td></td><td></td><td></td><td></td><td></td><td></td><td></td><td></td><td></td><td></td> </tr> </table>		1982	1983	1984	1985	1986	1987	1988	1989	1990	1991	1992	1993	1994	1995	1996	1997					WEST											
1982	1983	1984	1985	1986	1987	1988	1989	1990	1991	1992	1993	1994	1995	1996	1997																		
				WEST																													

No.	Name	Label	Survey period	Survey frequency
-----	------	-------	---------------	------------------

3.11.24) avp20

sales of new products in vehicle building industry

West 1986

once

Wording of question

<p>1986</p> <p><b>VI. Sales structure of product innovations</b></p> <p>During the last 5 years the sales of these new products were distributed on average among</p> <p><b>a) domestic sectors (please tick off the applicable branches within the sector)</b></p> <p>5 <input checked="" type="checkbox"/> steel construction industry <input checked="" type="checkbox"/> machine building industry</p> <p><input type="checkbox"/> [1] vehicle building industry <input type="checkbox"/> office and data processing equipment-sector</p>	<p>Further information</p>																																
<p>Time span of variable</p> <table border="1"> <tr> <td>1982</td><td>1983</td><td>1984</td><td>1985</td><td>1986</td><td>1987</td><td>1988</td><td>1989</td><td>1990</td><td>1991</td><td>1992</td><td>1993</td><td>1994</td><td>1995</td><td>1996</td><td>1997</td> </tr> <tr> <td></td><td></td><td></td><td></td><td style="background-color: #000080; color: white;">WEST</td><td></td><td></td><td></td><td></td><td></td><td></td><td></td><td></td><td></td><td></td><td></td> </tr> </table>		1982	1983	1984	1985	1986	1987	1988	1989	1990	1991	1992	1993	1994	1995	1996	1997					WEST											
1982	1983	1984	1985	1986	1987	1988	1989	1990	1991	1992	1993	1994	1995	1996	1997																		
				WEST																													

No.	Name	Label	Survey period	Survey frequency
-----	------	-------	---------------	------------------

3.11.25) avp21

sales of new products in office and data processing equipment-sector

West 1986

once

Wording of question

<p>1986</p> <p><b>VI. Sales structure of product innovations</b></p> <p>During the last 5 years the sales of these new products were distributed on average among</p> <p><b>a) domestic sectors (please tick off the applicable branches within the sector)</b></p> <p>5 <input checked="" type="checkbox"/> steel construction industry <input checked="" type="checkbox"/> machine building industry</p> <p><input checked="" type="checkbox"/> vehicle building industry <input type="checkbox"/> [1] office and data processing equipment-sector</p>	<p>Further information</p>																																
<p>Time span of variable</p> <table border="1"> <tr> <td>1982</td><td>1983</td><td>1984</td><td>1985</td><td>1986</td><td>1987</td><td>1988</td><td>1989</td><td>1990</td><td>1991</td><td>1992</td><td>1993</td><td>1994</td><td>1995</td><td>1996</td><td>1997</td> </tr> <tr> <td></td><td></td><td></td><td></td><td style="background-color: #000080; color: white;">WEST</td><td></td><td></td><td></td><td></td><td></td><td></td><td></td><td></td><td></td><td></td><td></td> </tr> </table>		1982	1983	1984	1985	1986	1987	1988	1989	1990	1991	1992	1993	1994	1995	1996	1997					WEST											
1982	1983	1984	1985	1986	1987	1988	1989	1990	1991	1992	1993	1994	1995	1996	1997																		
				WEST																													

No.	Name	Label	Survey period	Survey frequency
-----	------	-------	---------------	------------------

3.11.26) avproz5

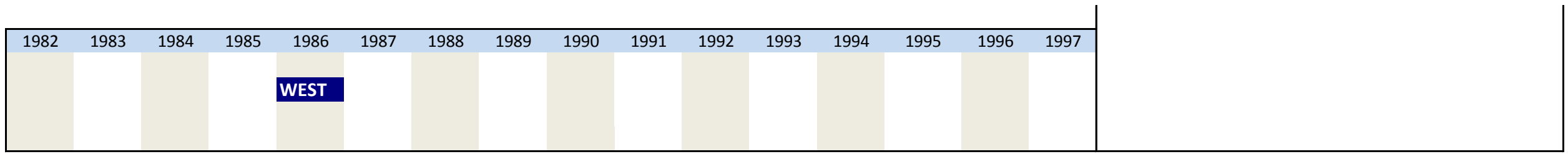
share of new products sold to steel construction industry etc. in total sales of new products

West 1986

once

Wording of question

<p>1986</p> <p><b>VI. Sales structure of product innovations</b></p> <p>During the last 5 years the share of sales of these new products were (estimates are sufficient)</p> <p><b>a) domestic sectors (please tick off the applicable branches within the sector)</b></p> <p>5 <input checked="" type="checkbox"/> steel construction industry <input checked="" type="checkbox"/> machine building industry</p> <p><input checked="" type="checkbox"/> vehicle building industry <input type="checkbox"/> office and data processing equipment-sector _____ %</p>	<p>Further information</p>
<p>Time span of variable</p>	



No.	Name	Label	Survey period	Survey frequency
-----	------	-------	---------------	------------------



3.11.27) avp22

sales of new products in electrical engineering

West 1986

once

Wording of question

<p>1986</p> <p><b>VI. Sales structure of product innovations</b></p> <p>During the last 5 years the sales of these new products were distributed on average among</p> <p><b>a) domestic sectors (please tick off the applicable branches within the sector)</b></p> <p>6      <input type="checkbox"/> [1] electrical engineering      <input checked="" type="checkbox"/> fine mechanics, optics, watches sector</p> <p>         <input checked="" type="checkbox"/> iron (sheet)/ metal goods      <input type="checkbox"/> instruments, toys, sports equipment, jewelry sector</p>	Further information																																
<p>Time span of variable</p> <table border="1"> <tr> <td>1982</td><td>1983</td><td>1984</td><td>1985</td><td>1986</td><td>1987</td><td>1988</td><td>1989</td><td>1990</td><td>1991</td><td>1992</td><td>1993</td><td>1994</td><td>1995</td><td>1996</td><td>1997</td> </tr> <tr> <td></td><td></td><td></td><td></td><td style="background-color: #e6f2ff;">WEST</td><td></td><td></td><td></td><td></td><td></td><td></td><td></td><td></td><td></td><td></td><td></td> </tr> </table>		1982	1983	1984	1985	1986	1987	1988	1989	1990	1991	1992	1993	1994	1995	1996	1997					WEST											
1982	1983	1984	1985	1986	1987	1988	1989	1990	1991	1992	1993	1994	1995	1996	1997																		
				WEST																													

No.	Name	Label	Survey period	Survey frequency
-----	------	-------	---------------	------------------

3.11.28) avp23

sales of new products in fine mechanics, optics, watches sector

West 1986

once

Wording of question

<p>1986</p> <p><b>VI. Sales structure of product innovations</b></p> <p>During the last 5 years the sales of these new products were distributed on average among</p> <p><b>a) domestic sectors (please tick off the applicable branches within the sector)</b></p> <p>6      <input checked="" type="checkbox"/> electrical engineering      <input type="checkbox"/> [1] fine mechanics, optics, watches sector</p> <p>         <input checked="" type="checkbox"/> iron (sheet)/ metal goods      <input checked="" type="checkbox"/> instruments, toys, sports equipment, jewelry sector</p>	Further information																																
<p>Time span of variable</p> <table border="1"> <tr> <td>1982</td><td>1983</td><td>1984</td><td>1985</td><td>1986</td><td>1987</td><td>1988</td><td>1989</td><td>1990</td><td>1991</td><td>1992</td><td>1993</td><td>1994</td><td>1995</td><td>1996</td><td>1997</td> </tr> <tr> <td></td><td></td><td></td><td></td><td style="background-color: #e6f2ff;">WEST</td><td></td><td></td><td></td><td></td><td></td><td></td><td></td><td></td><td></td><td></td><td></td> </tr> </table>		1982	1983	1984	1985	1986	1987	1988	1989	1990	1991	1992	1993	1994	1995	1996	1997					WEST											
1982	1983	1984	1985	1986	1987	1988	1989	1990	1991	1992	1993	1994	1995	1996	1997																		
				WEST																													

No.	Name	Label	Survey period	Survey frequency
-----	------	-------	---------------	------------------

3.11.29) avp24

sales of new products in iron (sheet)/ metal goods

West 1986

once

Wording of question

<p>1986</p> <p><b>VI. Sales structure of product innovations</b></p> <p>During the last 5 years the sales of these new products were distributed on average among</p> <p><b>a) domestic sectors (please tick off the applicable branches within the sector)</b></p> <p>6      <input checked="" type="checkbox"/> electrical engineering      <input checked="" type="checkbox"/> fine mechanics, optics, watches sector</p> <p>         <input type="checkbox"/> [1] iron (sheet)/ metal goods      <input checked="" type="checkbox"/> instruments, toys, sports equipment, jewelry sector</p>	Further information																																
<p>Time span of variable</p> <table border="1"> <tr> <td>1982</td><td>1983</td><td>1984</td><td>1985</td><td>1986</td><td>1987</td><td>1988</td><td>1989</td><td>1990</td><td>1991</td><td>1992</td><td>1993</td><td>1994</td><td>1995</td><td>1996</td><td>1997</td> </tr> <tr> <td></td><td></td><td></td><td></td><td style="background-color: #e6f2ff;">WEST</td><td></td><td></td><td></td><td></td><td></td><td></td><td></td><td></td><td></td><td></td><td></td> </tr> </table>		1982	1983	1984	1985	1986	1987	1988	1989	1990	1991	1992	1993	1994	1995	1996	1997					WEST											
1982	1983	1984	1985	1986	1987	1988	1989	1990	1991	1992	1993	1994	1995	1996	1997																		
				WEST																													

No.	Name	Label	Survey period	Survey frequency
-----	------	-------	---------------	------------------

3.11.30) avp25

sales of new products in instruments, toys, sports equipment, jewelry sector

West 1986

once

Wording of question

<p>1986</p> <p><b>VI. Sales structure of product innovations</b></p> <p>During the last 5 years the sales of these new products were distributed on average among</p> <p><b>a) domestic sectors (please tick off the applicable branches within the sector)</b></p> <p>6 <input checked="" type="checkbox"/> electrical engineering <input checked="" type="checkbox"/> fine mechanics, optics, watches sector</p> <p><input checked="" type="checkbox"/> iron (sheet)/ metal goods <input type="checkbox"/> [1] instruments, toys, sports equipment, jewelry sector</p>	Further information																																
<p>Time span of variable</p> <table border="1"> <tr> <td>1982</td><td>1983</td><td>1984</td><td>1985</td><td>1986</td><td>1987</td><td>1988</td><td>1989</td><td>1990</td><td>1991</td><td>1992</td><td>1993</td><td>1994</td><td>1995</td><td>1996</td><td>1997</td> </tr> <tr> <td></td><td></td><td></td><td></td><td style="background-color: #003366; color: white;">WEST</td><td></td><td></td><td></td><td></td><td></td><td></td><td></td><td></td><td></td><td></td><td></td> </tr> </table>		1982	1983	1984	1985	1986	1987	1988	1989	1990	1991	1992	1993	1994	1995	1996	1997					WEST											
1982	1983	1984	1985	1986	1987	1988	1989	1990	1991	1992	1993	1994	1995	1996	1997																		
				WEST																													

No.	Name	Label	Survey period	Survey frequency
-----	------	-------	---------------	------------------

3.11.31) avpro6

share of new products sold to electrical engineering industry etc. in total sales of new products

West 1986

once

Wording of question

<p>1986</p> <p><b>VI. Sales structure of product innovations</b></p> <p>During the last 5 years the share of sales of these new products were (estimates are sufficient)</p> <p><b>a) domestic sectors (please tick off the applicable branches within the sector)</b></p> <p>6 <input checked="" type="checkbox"/> electrical engineering <input checked="" type="checkbox"/> fine mechanics, optics, watches sector</p> <p><input checked="" type="checkbox"/> iron (sheet)/ metal goods <input type="checkbox"/> instruments, toys, sports equipment, jewelry sector _____ %</p>	Further information																																
<p>Time span of variable</p> <table border="1"> <tr> <td>1982</td><td>1983</td><td>1984</td><td>1985</td><td>1986</td><td>1987</td><td>1988</td><td>1989</td><td>1990</td><td>1991</td><td>1992</td><td>1993</td><td>1994</td><td>1995</td><td>1996</td><td>1997</td> </tr> <tr> <td></td><td></td><td></td><td></td><td style="background-color: #003366; color: white;">WEST</td><td></td><td></td><td></td><td></td><td></td><td></td><td></td><td></td><td></td><td></td><td></td> </tr> </table>		1982	1983	1984	1985	1986	1987	1988	1989	1990	1991	1992	1993	1994	1995	1996	1997					WEST											
1982	1983	1984	1985	1986	1987	1988	1989	1990	1991	1992	1993	1994	1995	1996	1997																		
				WEST																													

No.	Name	Label	Survey period	Survey frequency
-----	------	-------	---------------	------------------

3.11.32) avp26

sales of new products in the timber industry

West 1986

once

Wording of question

<p>1986</p> <p><b>VI. Sales structure of product innovations</b></p> <p>During the last 5 years the sales of these new products were distributed on average among</p> <p><b>a) domestic sectors (please tick off the applicable branches within the sector)</b></p> <p>7 <input type="checkbox"/> [1] timber industry <input checked="" type="checkbox"/> paper industry</p> <p><input checked="" type="checkbox"/> printing industry</p>	Further information																																
<p>Time span of variable</p> <table border="1"> <tr> <td>1982</td><td>1983</td><td>1984</td><td>1985</td><td>1986</td><td>1987</td><td>1988</td><td>1989</td><td>1990</td><td>1991</td><td>1992</td><td>1993</td><td>1994</td><td>1995</td><td>1996</td><td>1997</td> </tr> <tr> <td></td><td></td><td></td><td></td><td style="background-color: #003366; color: white;">WEST</td><td></td><td></td><td></td><td></td><td></td><td></td><td></td><td></td><td></td><td></td><td></td> </tr> </table>		1982	1983	1984	1985	1986	1987	1988	1989	1990	1991	1992	1993	1994	1995	1996	1997					WEST											
1982	1983	1984	1985	1986	1987	1988	1989	1990	1991	1992	1993	1994	1995	1996	1997																		
				WEST																													

No.	Name	Label	Survey period	Survey frequency
-----	------	-------	---------------	------------------

3.11.33) avp27

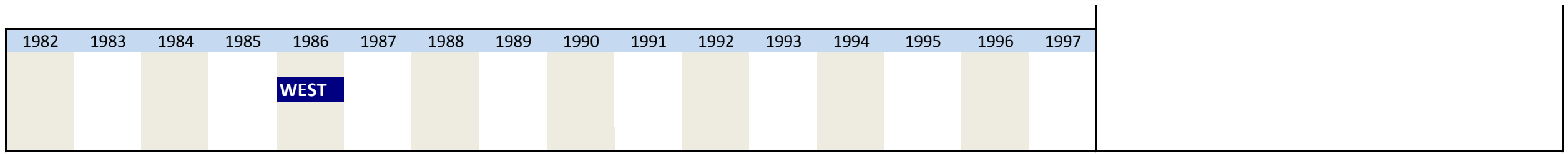
sales of new products in paper industry

West 1986

once

Wording of question

<p>1986</p> <p><b>VI. Sales structure of product innovations</b></p> <p>During the last 5 years the sales of these new products were distributed on average among</p> <p><b>a) domestic sectors (please tick off the applicable branches within the sector)</b></p> <p>7 <input checked="" type="checkbox"/> timber industry <input type="checkbox"/> [1] paper industry</p> <p><input checked="" type="checkbox"/> printing industry</p>	Further information
<p>Time span of variable</p>	



No.	Name	Label	Survey period	Survey frequency
-----	------	-------	---------------	------------------

Wording of question

<p>1986</p> <p><b>VI. Sales structure of product innovations</b></p> <p>During the last 5 years the sales of these new products were distributed on average among</p> <p><b>a) domestic sectors (please tick off the applicable branches within the sector)</b></p> <p>7      <input checked="" type="checkbox"/> timber industry      <input checked="" type="checkbox"/> paper industry</p> <p>         <input type="checkbox"/> [1] printing industry</p>	<p>Further information</p>																																
<p>Time span of variable</p>																																	
<table border="1"> <tr> <td>1982</td><td>1983</td><td>1984</td><td>1985</td><td>1986</td><td>1987</td><td>1988</td><td>1989</td><td>1990</td><td>1991</td><td>1992</td><td>1993</td><td>1994</td><td>1995</td><td>1996</td><td>1997</td> </tr> <tr> <td></td><td></td><td></td><td></td><td style="background-color: #e6f2ff;">WEST</td><td></td><td></td><td></td><td></td><td></td><td></td><td></td><td></td><td></td><td></td><td></td> </tr> </table>		1982	1983	1984	1985	1986	1987	1988	1989	1990	1991	1992	1993	1994	1995	1996	1997					WEST											
1982	1983	1984	1985	1986	1987	1988	1989	1990	1991	1992	1993	1994	1995	1996	1997																		
				WEST																													

No.	Name	Label	Survey period	Survey frequency
-----	------	-------	---------------	------------------

3.11.35) avpproz7

share of new products sold to timber industry etc. in total sales of new products

West 1986

once

Wording of question

<p>1986</p> <p><b>VI. Sales structure of product innovations</b></p> <p>During the last 5 years the share of sales of these new products were (estimates are sufficient)</p> <p><b>a) domestic sectors (please tick off the applicable branches within the sector)</b></p> <p>7</p> <div style="display: flex; align-items: center;"> <div style="margin-right: 10px;"> <input type="checkbox"/> timber industry  <input type="checkbox"/> paper industry  <input type="checkbox"/> printing industry         </div> <div style="flex-grow: 1;">_____ %</div> </div>	<p>Further information</p>																																
<p>Time span of variable</p> <table border="1" style="width: 100%; text-align: center;"> <tr> <td>1982</td><td>1983</td><td>1984</td><td>1985</td><td>1986</td><td>1987</td><td>1988</td><td>1989</td><td>1990</td><td>1991</td><td>1992</td><td>1993</td><td>1994</td><td>1995</td><td>1996</td><td>1997</td> </tr> <tr> <td style="background-color: #f0f0f0;"></td><td style="background-color: #f0f0f0;"></td><td style="background-color: #f0f0f0;"></td><td style="background-color: #f0f0f0;"></td><td style="background-color: #f0f0f0;">WEST</td><td style="background-color: #f0f0f0;"></td><td style="background-color: #f0f0f0;"></td><td style="background-color: #f0f0f0;"></td><td style="background-color: #f0f0f0;"></td><td style="background-color: #f0f0f0;"></td><td style="background-color: #f0f0f0;"></td><td style="background-color: #f0f0f0;"></td><td style="background-color: #f0f0f0;"></td><td style="background-color: #f0f0f0;"></td><td style="background-color: #f0f0f0;"></td><td style="background-color: #f0f0f0;"></td> </tr> </table>		1982	1983	1984	1985	1986	1987	1988	1989	1990	1991	1992	1993	1994	1995	1996	1997					WEST											
1982	1983	1984	1985	1986	1987	1988	1989	1990	1991	1992	1993	1994	1995	1996	1997																		
				WEST																													

No.	Name	Label	Survey period	Survey frequency
-----	------	-------	---------------	------------------

3.11.36) avp29

sales of new products in leather fabrication industry

West 1986

once

Wording of question

<p>1986</p> <p><b>VI. Sales structure of product innovations</b></p> <p>During the last 5 years the sales of these new products were distributed on average among</p> <p><b>a) domestic sectors (please tick off the applicable branches within the sector)</b></p> <p>8</p> <div style="display: flex; align-items: center;"> <div style="margin-right: 20px;"> <input type="checkbox"/> [1] leather fabrication industry  <input type="checkbox"/> clothing industry         </div> <div style="margin-right: 20px;"> <input type="checkbox"/> textile industry         </div> </div>	<p>Further information</p>																																
<p>Time span of variable</p> <table border="1" style="width: 100%; text-align: center;"> <tr> <td>1982</td><td>1983</td><td>1984</td><td>1985</td><td>1986</td><td>1987</td><td>1988</td><td>1989</td><td>1990</td><td>1991</td><td>1992</td><td>1993</td><td>1994</td><td>1995</td><td>1996</td><td>1997</td> </tr> <tr> <td style="background-color: #f0f0f0;"></td><td style="background-color: #f0f0f0;"></td><td style="background-color: #f0f0f0;"></td><td style="background-color: #f0f0f0;"></td><td style="background-color: #f0f0f0;">WEST</td><td style="background-color: #f0f0f0;"></td><td style="background-color: #f0f0f0;"></td><td style="background-color: #f0f0f0;"></td><td style="background-color: #f0f0f0;"></td><td style="background-color: #f0f0f0;"></td><td style="background-color: #f0f0f0;"></td><td style="background-color: #f0f0f0;"></td><td style="background-color: #f0f0f0;"></td><td style="background-color: #f0f0f0;"></td><td style="background-color: #f0f0f0;"></td><td style="background-color: #f0f0f0;"></td> </tr> </table>		1982	1983	1984	1985	1986	1987	1988	1989	1990	1991	1992	1993	1994	1995	1996	1997					WEST											
1982	1983	1984	1985	1986	1987	1988	1989	1990	1991	1992	1993	1994	1995	1996	1997																		
				WEST																													

No.	Name	Label	Survey period	Survey frequency
-----	------	-------	---------------	------------------

3.11.37) avp30

sales of new products in the textile industry

West 1986

once

Wording of question

<p>1986</p> <p><b>VI. Sales structure of product innovations</b></p> <p>During the last 5 years the sales of these new products were distributed on average among</p> <p><b>a) domestic sectors (please tick off the applicable branches within the sector)</b></p> <p>8</p> <div style="display: flex; align-items: center;"> <div style="margin-right: 20px;"> <input type="checkbox"/> leather fabrication industry  <input type="checkbox"/> clothing industry         </div> <div> <input type="checkbox"/> [1] textile industry         </div> </div>	<p>Further information</p>																																
<p>Time span of variable</p> <table border="1" style="width: 100%; text-align: center;"> <tr> <td>1982</td><td>1983</td><td>1984</td><td>1985</td><td>1986</td><td>1987</td><td>1988</td><td>1989</td><td>1990</td><td>1991</td><td>1992</td><td>1993</td><td>1994</td><td>1995</td><td>1996</td><td>1997</td> </tr> <tr> <td style="background-color: #f0f0f0;"></td><td style="background-color: #f0f0f0;"></td><td style="background-color: #f0f0f0;"></td><td style="background-color: #f0f0f0;"></td><td style="background-color: #f0f0f0;">WEST</td><td style="background-color: #f0f0f0;"></td><td style="background-color: #f0f0f0;"></td><td style="background-color: #f0f0f0;"></td><td style="background-color: #f0f0f0;"></td><td style="background-color: #f0f0f0;"></td><td style="background-color: #f0f0f0;"></td><td style="background-color: #f0f0f0;"></td><td style="background-color: #f0f0f0;"></td><td style="background-color: #f0f0f0;"></td><td style="background-color: #f0f0f0;"></td><td style="background-color: #f0f0f0;"></td> </tr> </table>		1982	1983	1984	1985	1986	1987	1988	1989	1990	1991	1992	1993	1994	1995	1996	1997					WEST											
1982	1983	1984	1985	1986	1987	1988	1989	1990	1991	1992	1993	1994	1995	1996	1997																		
				WEST																													

No.	Name	Label	Survey period	Survey frequency
-----	------	-------	---------------	------------------

3.11.38) avp31

sales of new products in the clothing industry

West 1986

once

Wording of question

<p>1986</p> <p><b>VI. Sales structure of product innovations</b> During the last 5 years the sales of these new products were distributed on average among</p> <p><b>a) domestic sectors (please tick off the applicable branches within the sector)</b></p> <p>8 <input type="checkbox"/> leather fabrication industry <input type="checkbox"/> textile industry  <input type="checkbox"/> [1] clothing industry</p>	Further information																																
<p>Time span of variable</p> <table border="1"> <tr> <td>1982</td><td>1983</td><td>1984</td><td>1985</td><td>1986</td><td>1987</td><td>1988</td><td>1989</td><td>1990</td><td>1991</td><td>1992</td><td>1993</td><td>1994</td><td>1995</td><td>1996</td><td>1997</td> </tr> <tr> <td></td><td></td><td></td><td></td><td style="background-color: #000080; color: white;">WEST</td><td></td><td></td><td></td><td></td><td></td><td></td><td></td><td></td><td></td><td></td><td></td> </tr> </table>		1982	1983	1984	1985	1986	1987	1988	1989	1990	1991	1992	1993	1994	1995	1996	1997					WEST											
1982	1983	1984	1985	1986	1987	1988	1989	1990	1991	1992	1993	1994	1995	1996	1997																		
				WEST																													

No.	Name	Label	Survey period	Survey frequency
-----	------	-------	---------------	------------------

3.11.39) avpro8

share of new products sold to leather fabrication industry etc. in total sales of new products

West 1986

once

Wording of question

<p>1986</p> <p><b>VI. Sales structure of product innovations</b> During the last 5 years the share of sales of these new products were (estimates are sufficient)</p> <p><b>a) domestic sectors (please tick off the applicable branches within the sector)</b></p> <p>8 <input type="checkbox"/> leather fabrication industry  <input type="checkbox"/> textile industry  <input type="checkbox"/> clothing industry _____ %</p>	Further information																																
<p>Time span of variable</p> <table border="1"> <tr> <td>1982</td><td>1983</td><td>1984</td><td>1985</td><td>1986</td><td>1987</td><td>1988</td><td>1989</td><td>1990</td><td>1991</td><td>1992</td><td>1993</td><td>1994</td><td>1995</td><td>1996</td><td>1997</td> </tr> <tr> <td></td><td></td><td></td><td></td><td style="background-color: #000080; color: white;">WEST</td><td></td><td></td><td></td><td></td><td></td><td></td><td></td><td></td><td></td><td></td><td></td> </tr> </table>		1982	1983	1984	1985	1986	1987	1988	1989	1990	1991	1992	1993	1994	1995	1996	1997					WEST											
1982	1983	1984	1985	1986	1987	1988	1989	1990	1991	1992	1993	1994	1995	1996	1997																		
				WEST																													

No.	Name	Label	Survey period	Survey frequency
-----	------	-------	---------------	------------------

3.11.40) avp32

sales of new products in food industry

West 1986

once

Wording of question

<p>1986</p> <p><b>VI. Sales structure of product innovations</b> During the last 5 years the sales of these new products were distributed on average among</p> <p><b>a) domestic sectors (please tick off the applicable branches within the sector)</b></p> <p>9 <input type="checkbox"/> [1] food industry <input type="checkbox"/> tobacco industry  <input type="checkbox"/> beverage industry</p>	Further information																																
<p>Time span of variable</p> <table border="1"> <tr> <td>1982</td><td>1983</td><td>1984</td><td>1985</td><td>1986</td><td>1987</td><td>1988</td><td>1989</td><td>1990</td><td>1991</td><td>1992</td><td>1993</td><td>1994</td><td>1995</td><td>1996</td><td>1997</td> </tr> <tr> <td></td><td></td><td></td><td></td><td style="background-color: #000080; color: white;">WEST</td><td></td><td></td><td></td><td></td><td></td><td></td><td></td><td></td><td></td><td></td><td></td> </tr> </table>		1982	1983	1984	1985	1986	1987	1988	1989	1990	1991	1992	1993	1994	1995	1996	1997					WEST											
1982	1983	1984	1985	1986	1987	1988	1989	1990	1991	1992	1993	1994	1995	1996	1997																		
				WEST																													

No.	Name	Label	Survey period	Survey frequency
-----	------	-------	---------------	------------------

3.11.41) avp33

sales of new products in beverage industry

West 1986

once

Wording of question

<p>1986</p> <p><b>VI. Sales structure of product innovations</b> During the last 5 years the sales of these new products were distributed on average among</p> <p><b>a) domestic sectors (please tick off the applicable branches within the sector)</b></p> <p>9 <input type="checkbox"/> food industry <input type="checkbox"/> tobacco industry  <input type="checkbox"/> [1] beverage industry</p>	Further information
<p>Time span of variable</p>	

1982	1983	1984	1985	1986	1987	1988	1989	1990	1991	1992	1993	1994	1995	1996	1997
				WEST											

No.	Name	Label	Survey period	Survey frequency
-----	------	-------	---------------	------------------

3.11.42) avp34

sales of new products in tobacco industry

West 1986

once

Wording of question

<p>1986</p> <p><b>VI. Sales structure of product innovations</b></p> <p>During the last 5 years the sales of these new products were distributed on average among</p> <p><b>a) domestic sectors (please tick off the applicable branches within the sector)</b></p> <p>9 <input checked="" type="checkbox"/> food industry <input checked="" type="checkbox"/> beverage industry <input type="checkbox"/> [1] tobacco industry</p>	<p>Further information</p>																																
<p>Time span of variable</p> <table border="1"> <tr> <td>1982</td><td>1983</td><td>1984</td><td>1985</td><td>1986</td><td>1987</td><td>1988</td><td>1989</td><td>1990</td><td>1991</td><td>1992</td><td>1993</td><td>1994</td><td>1995</td><td>1996</td><td>1997</td> </tr> <tr> <td></td><td></td><td></td><td></td><td style="background-color: #000080; color: white; text-align: center;">WEST</td><td></td><td></td><td></td><td></td><td></td><td></td><td></td><td></td><td></td><td></td><td></td> </tr> </table>		1982	1983	1984	1985	1986	1987	1988	1989	1990	1991	1992	1993	1994	1995	1996	1997					WEST											
1982	1983	1984	1985	1986	1987	1988	1989	1990	1991	1992	1993	1994	1995	1996	1997																		
				WEST																													

No.	Name	Label	Survey period	Survey frequency
-----	------	-------	---------------	------------------

3.11.43) avpproz9

share of new products sold to food industry etc. in total sales of new products

West 1986

once

Wording of question

<p>1986</p> <p><b>VI. Sales structure of product innovations</b></p> <p>During the last 5 years the share of sales of these new products were (estimates are sufficient)</p> <p><b>a) domestic sectors (please tick off the applicable branches within the sector)</b></p> <p>9 <input checked="" type="checkbox"/> food industry <input checked="" type="checkbox"/> beverage industry <input checked="" type="checkbox"/> tobacco industry _____ %</p>	<p>Further information</p>																																
<p>Time span of variable</p> <table border="1"> <tr> <td>1982</td><td>1983</td><td>1984</td><td>1985</td><td>1986</td><td>1987</td><td>1988</td><td>1989</td><td>1990</td><td>1991</td><td>1992</td><td>1993</td><td>1994</td><td>1995</td><td>1996</td><td>1997</td> </tr> <tr> <td></td><td></td><td></td><td></td><td style="background-color: #000080; color: white; text-align: center;">WEST</td><td></td><td></td><td></td><td></td><td></td><td></td><td></td><td></td><td></td><td></td><td></td> </tr> </table>		1982	1983	1984	1985	1986	1987	1988	1989	1990	1991	1992	1993	1994	1995	1996	1997					WEST											
1982	1983	1984	1985	1986	1987	1988	1989	1990	1991	1992	1993	1994	1995	1996	1997																		
				WEST																													

No.	Name	Label	Survey period	Survey frequency
-----	------	-------	---------------	------------------

3.11.44) avp35

sales of new products in building industry

West 1986

once

Wording of question

<p>1986</p> <p><b>VI. Sales structure of product innovations</b></p> <p>During the last 5 years the sales of these new products were distributed on average among</p> <p><b>a) domestic sectors (please tick off the applicable branches within the sector)</b></p> <p>10 <input type="checkbox"/> [1] building industry</p>	<p>Further information</p>																																
<p>Time span of variable</p> <table border="1"> <tr> <td>1982</td><td>1983</td><td>1984</td><td>1985</td><td>1986</td><td>1987</td><td>1988</td><td>1989</td><td>1990</td><td>1991</td><td>1992</td><td>1993</td><td>1994</td><td>1995</td><td>1996</td><td>1997</td> </tr> <tr> <td></td><td></td><td></td><td></td><td style="background-color: #000080; color: white; text-align: center;">WEST</td><td></td><td></td><td></td><td></td><td></td><td></td><td></td><td></td><td></td><td></td><td></td> </tr> </table>		1982	1983	1984	1985	1986	1987	1988	1989	1990	1991	1992	1993	1994	1995	1996	1997					WEST											
1982	1983	1984	1985	1986	1987	1988	1989	1990	1991	1992	1993	1994	1995	1996	1997																		
				WEST																													

No.	Name	Label	Survey period	Survey frequency
-----	------	-------	---------------	------------------



3.11.45) avproz10

share of new products sold to building industry in total sales of new products

West 1986

once

Wording of question

<p>1986</p> <p><b>VI. Sales structure of product innovations</b></p> <p>During the last 5 years the share of sales of these new products were (estimates are sufficient)</p> <p><b>a) domestic sectors (please tick off the applicable branches within the sector)</b></p> <p>10 <input checked="" type="checkbox"/> building industry _____%</p>	<p>Further information</p>																																
<p>Time span of variable</p>																																	
<table border="1" style="width: 100%; text-align: center;"> <tr> <td>1982</td><td>1983</td><td>1984</td><td>1985</td><td>1986</td><td>1987</td><td>1988</td><td>1989</td><td>1990</td><td>1991</td><td>1992</td><td>1993</td><td>1994</td><td>1995</td><td>1996</td><td>1997</td> </tr> <tr> <td></td><td></td><td></td><td></td><td>WEST</td><td></td><td></td><td></td><td></td><td></td><td></td><td></td><td></td><td></td><td></td><td></td> </tr> </table>		1982	1983	1984	1985	1986	1987	1988	1989	1990	1991	1992	1993	1994	1995	1996	1997					WEST											
1982	1983	1984	1985	1986	1987	1988	1989	1990	1991	1992	1993	1994	1995	1996	1997																		
				WEST																													

No.	Name	Label	Survey period	Survey frequency
-----	------	-------	---------------	------------------

3.11.46) avp36

sales of new products in commerce

West 1986

once

Wording of question

<p>1986</p> <p><b>VI. Sales structure of product innovations</b></p> <p>During the last 5 years the sales of these new products were distributed on average among</p> <p><b>a) domestic sectors (please tick off the applicable branches within the sector)</b></p> <p>11 <input type="checkbox"/> [1] commerce <input checked="" type="checkbox"/> transport sector <input checked="" type="checkbox"/> mail service sector</p>	<p>Further information</p>																																
<p>Time span of variable</p>																																	
<table border="1" style="width: 100%; text-align: center;"> <tr> <td>1982</td><td>1983</td><td>1984</td><td>1985</td><td>1986</td><td>1987</td><td>1988</td><td>1989</td><td>1990</td><td>1991</td><td>1992</td><td>1993</td><td>1994</td><td>1995</td><td>1996</td><td>1997</td> </tr> <tr> <td></td><td></td><td></td><td></td><td>WEST</td><td></td><td></td><td></td><td></td><td></td><td></td><td></td><td></td><td></td><td></td><td></td> </tr> </table>		1982	1983	1984	1985	1986	1987	1988	1989	1990	1991	1992	1993	1994	1995	1996	1997					WEST											
1982	1983	1984	1985	1986	1987	1988	1989	1990	1991	1992	1993	1994	1995	1996	1997																		
				WEST																													

No.	Name	Label	Survey period	Survey frequency
-----	------	-------	---------------	------------------

3.11.47) avp37

sales of new products in the transport sector

West 1986

once

Wording of question

<p>1986</p> <p><b>VI. Sales structure of product innovations</b></p> <p>During the last 5 years the sales of these new products were distributed on average among</p> <p><b>a) domestic sectors (please tick off the applicable branches within the sector)</b></p> <p>11     <input checked="" type="checkbox"/> commerce     <input type="checkbox"/> [1] transport sector     <input checked="" type="checkbox"/> mail service sector</p>	<p>Further information</p>																																
<p>Time span of variable</p> <table border="1" style="width: 100%; text-align: center;"> <tr> <td>1982</td><td>1983</td><td>1984</td><td>1985</td><td>1986</td><td>1987</td><td>1988</td><td>1989</td><td>1990</td><td>1991</td><td>1992</td><td>1993</td><td>1994</td><td>1995</td><td>1996</td><td>1997</td> </tr> <tr> <td style="background-color: #f2f2f2;"></td><td style="background-color: #f2f2f2;"></td><td style="background-color: #f2f2f2;"></td><td style="background-color: #f2f2f2;"></td><td style="background-color: #f2f2f2;">WEST</td><td style="background-color: #f2f2f2;"></td><td style="background-color: #f2f2f2;"></td><td style="background-color: #f2f2f2;"></td><td style="background-color: #f2f2f2;"></td><td style="background-color: #f2f2f2;"></td><td style="background-color: #f2f2f2;"></td><td style="background-color: #f2f2f2;"></td><td style="background-color: #f2f2f2;"></td><td style="background-color: #f2f2f2;"></td><td style="background-color: #f2f2f2;"></td><td style="background-color: #f2f2f2;"></td> </tr> </table>		1982	1983	1984	1985	1986	1987	1988	1989	1990	1991	1992	1993	1994	1995	1996	1997					WEST											
1982	1983	1984	1985	1986	1987	1988	1989	1990	1991	1992	1993	1994	1995	1996	1997																		
				WEST																													

No.	Name	Label	Survey period	Survey frequency
-----	------	-------	---------------	------------------

3.11.48) avp38

sales of new products in mail service sector

West 1986

once

Wording of question

<p>1986</p> <p><b>VI. Sales structure of product innovations</b></p> <p>During the last 5 years the sales of these new products were distributed on average among</p> <p><b>a) domestic sectors (please tick off the applicable branches within the sector)</b></p> <p>11     <input checked="" type="checkbox"/> commerce     <input checked="" type="checkbox"/> transport sector     <input type="checkbox"/> [1] mail service sector</p>	<p>Further information</p>																																
<p>Time span of variable</p> <table border="1" style="width: 100%; text-align: center;"> <tr> <td>1982</td><td>1983</td><td>1984</td><td>1985</td><td>1986</td><td>1987</td><td>1988</td><td>1989</td><td>1990</td><td>1991</td><td>1992</td><td>1993</td><td>1994</td><td>1995</td><td>1996</td><td>1997</td> </tr> <tr> <td style="background-color: #f2f2f2;"></td><td style="background-color: #f2f2f2;"></td><td style="background-color: #f2f2f2;"></td><td style="background-color: #f2f2f2;"></td><td style="background-color: #f2f2f2;">WEST</td><td style="background-color: #f2f2f2;"></td><td style="background-color: #f2f2f2;"></td><td style="background-color: #f2f2f2;"></td><td style="background-color: #f2f2f2;"></td><td style="background-color: #f2f2f2;"></td><td style="background-color: #f2f2f2;"></td><td style="background-color: #f2f2f2;"></td><td style="background-color: #f2f2f2;"></td><td style="background-color: #f2f2f2;"></td><td style="background-color: #f2f2f2;"></td><td style="background-color: #f2f2f2;"></td> </tr> </table>		1982	1983	1984	1985	1986	1987	1988	1989	1990	1991	1992	1993	1994	1995	1996	1997					WEST											
1982	1983	1984	1985	1986	1987	1988	1989	1990	1991	1992	1993	1994	1995	1996	1997																		
				WEST																													

No.	Name	Label	Survey period	Survey frequency
-----	------	-------	---------------	------------------

3.11.49) avpproz11

share of new products sold to commerce etc. in total sales of new products

West 1986

once

Wording of question

<p>1986</p> <p><b>VI. Sales structure of product innovations</b></p> <p>During the last 5 years the share of sales of these new products were (estimates are sufficient)</p> <p><b>a) domestic sectors (please tick off the applicable branches within the sector)</b></p> <p>11     <input checked="" type="checkbox"/> commerce  <input checked="" type="checkbox"/> transport sector  <input checked="" type="checkbox"/> mail service sector     _____ %</p>	<p>Further information</p>																																
<p>Time span of variable</p> <table border="1" style="width: 100%; text-align: center;"> <tr> <td>1982</td><td>1983</td><td>1984</td><td>1985</td><td>1986</td><td>1987</td><td>1988</td><td>1989</td><td>1990</td><td>1991</td><td>1992</td><td>1993</td><td>1994</td><td>1995</td><td>1996</td><td>1997</td> </tr> <tr> <td style="background-color: #f2f2f2;"></td><td style="background-color: #f2f2f2;"></td><td style="background-color: #f2f2f2;"></td><td style="background-color: #f2f2f2;"></td><td style="background-color: #f2f2f2;">WEST</td><td style="background-color: #f2f2f2;"></td><td style="background-color: #f2f2f2;"></td><td style="background-color: #f2f2f2;"></td><td style="background-color: #f2f2f2;"></td><td style="background-color: #f2f2f2;"></td><td style="background-color: #f2f2f2;"></td><td style="background-color: #f2f2f2;"></td><td style="background-color: #f2f2f2;"></td><td style="background-color: #f2f2f2;"></td><td style="background-color: #f2f2f2;"></td><td style="background-color: #f2f2f2;"></td> </tr> </table>		1982	1983	1984	1985	1986	1987	1988	1989	1990	1991	1992	1993	1994	1995	1996	1997					WEST											
1982	1983	1984	1985	1986	1987	1988	1989	1990	1991	1992	1993	1994	1995	1996	1997																		
				WEST																													

No.	Name	Label	Survey period	Survey frequency
-----	------	-------	---------------	------------------

3.11.50) avp39

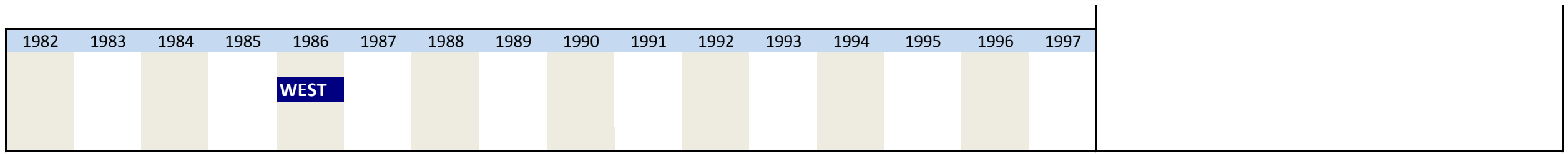
sales of new products in credit sector

West 1986

once

Wording of question

<p>1986</p> <p><b>VI. Sales structure of product innovations</b></p> <p>During the last 5 years the sales of these new products were distributed on average among</p> <p><b>a) domestic sectors (please tick off the applicable branches within the sector)</b></p> <p>12     <input type="checkbox"/> [1] credit sector     <input checked="" type="checkbox"/> insurance industry</p>	<p>Further information</p>
<p>Time span of variable</p>	



No.	Name	Label	Survey period	Survey frequency
-----	------	-------	---------------	------------------

3.11.51) avp40

sales of new products in insurance industry

West 1986

once

Wording of question

<p>1986</p> <p><b>VI. Sales structure of product innovations</b></p> <p>During the last 5 years the sales of these new products were distributed on average among</p> <p><b>a) domestic sectors (please tick off the applicable branches within the sector)</b></p> <p>12      <input checked="" type="checkbox"/> credit sector      <input type="checkbox"/> [1] insurance industry</p>	<p>Further information</p>																																
<p>Time span of variable</p> <table border="1" style="width: 100%; text-align: center;"> <tr> <td>1982</td><td>1983</td><td>1984</td><td>1985</td><td>1986</td><td>1987</td><td>1988</td><td>1989</td><td>1990</td><td>1991</td><td>1992</td><td>1993</td><td>1994</td><td>1995</td><td>1996</td><td>1997</td> </tr> <tr> <td></td><td></td><td></td><td></td><td>WEST</td><td></td><td></td><td></td><td></td><td></td><td></td><td></td><td></td><td></td><td></td><td></td> </tr> </table>		1982	1983	1984	1985	1986	1987	1988	1989	1990	1991	1992	1993	1994	1995	1996	1997					WEST											
1982	1983	1984	1985	1986	1987	1988	1989	1990	1991	1992	1993	1994	1995	1996	1997																		
				WEST																													

No.	Name	Label	Survey period	Survey frequency
-----	------	-------	---------------	------------------

3.11.52) avpro12

share of new products sold to credit institutes, insurances in total sales of new products

West 1986

once

Wording of question

<p>1986</p> <p><b>VI. Sales structure of product innovations</b></p> <p>During the last 5 years the share of sales of these new products were (estimates are sufficient)</p> <p><b>a) domestic sectors (please tick off the applicable branches within the sector)</b></p> <p>12      <input checked="" type="checkbox"/> credit sector  <input checked="" type="checkbox"/> insurance industry      _____ %</p>	<p>Further information</p>																																
<p>Time span of variable</p> <table border="1" style="width: 100%; text-align: center;"> <tr> <td>1982</td><td>1983</td><td>1984</td><td>1985</td><td>1986</td><td>1987</td><td>1988</td><td>1989</td><td>1990</td><td>1991</td><td>1992</td><td>1993</td><td>1994</td><td>1995</td><td>1996</td><td>1997</td> </tr> <tr> <td></td><td></td><td></td><td></td><td>WEST</td><td></td><td></td><td></td><td></td><td></td><td></td><td></td><td></td><td></td><td></td><td></td> </tr> </table>		1982	1983	1984	1985	1986	1987	1988	1989	1990	1991	1992	1993	1994	1995	1996	1997					WEST											
1982	1983	1984	1985	1986	1987	1988	1989	1990	1991	1992	1993	1994	1995	1996	1997																		
				WEST																													

No.	Name	Label	Survey period	Survey frequency
-----	------	-------	---------------	------------------

3.11.53) avp41

sales of new products in apartment rental sector

West 1986

once

Wording of question

<p>1986</p> <p><b>VI. Sales structure of product innovations</b></p> <p>During the last 5 years the sales of these new products were distributed on average among</p> <p><b>a) domestic sectors (please tick off the applicable branches within the sector)</b></p> <p>13      <input type="checkbox"/> [1] apartment rental sector      <input checked="" type="checkbox"/> hospitality industry</p>	<p>Further information</p>																																
<p>Time span of variable</p> <table border="1" style="width: 100%; text-align: center;"> <tr> <td>1982</td><td>1983</td><td>1984</td><td>1985</td><td>1986</td><td>1987</td><td>1988</td><td>1989</td><td>1990</td><td>1991</td><td>1992</td><td>1993</td><td>1994</td><td>1995</td><td>1996</td><td>1997</td> </tr> <tr> <td></td><td></td><td></td><td></td><td>WEST</td><td></td><td></td><td></td><td></td><td></td><td></td><td></td><td></td><td></td><td></td><td></td> </tr> </table>		1982	1983	1984	1985	1986	1987	1988	1989	1990	1991	1992	1993	1994	1995	1996	1997					WEST											
1982	1983	1984	1985	1986	1987	1988	1989	1990	1991	1992	1993	1994	1995	1996	1997																		
				WEST																													

No.	Name	Label	Survey period	Survey frequency
-----	------	-------	---------------	------------------

3.11.54) avp42

sales of new products in hospitality industry

West 1986

once

Wording of question

<p>1986</p> <p><b>VI. Sales structure of product innovations</b></p> <p>During the last 5 years the sales of these new products were distributed on average among</p> <p><b>a) domestic sectors (please tick off the applicable branches within the sector)</b></p> <p>13      <input checked="" type="checkbox"/> apartment rental sector      <input type="checkbox"/> [1] hospitality industry</p>	<p>Further information</p>																																
<p>Time span of variable</p> <table border="1" style="width: 100%; text-align: center;"> <tr> <td>1982</td><td>1983</td><td>1984</td><td>1985</td><td>1986</td><td>1987</td><td>1988</td><td>1989</td><td>1990</td><td>1991</td><td>1992</td><td>1993</td><td>1994</td><td>1995</td><td>1996</td><td>1997</td> </tr> <tr> <td></td><td></td><td></td><td></td><td>WEST</td><td></td><td></td><td></td><td></td><td></td><td></td><td></td><td></td><td></td><td></td><td></td> </tr> </table>		1982	1983	1984	1985	1986	1987	1988	1989	1990	1991	1992	1993	1994	1995	1996	1997					WEST											
1982	1983	1984	1985	1986	1987	1988	1989	1990	1991	1992	1993	1994	1995	1996	1997																		
				WEST																													



No.	Name	Label	Survey period	Survey frequency
-----	------	-------	---------------	------------------

3.11.55) avproz13

share of new products sold to apartment rental sector and hospitality industry  
in total sales of new products

West 1986

once

Wording of question

<p>1986</p> <p><b>VI. Sales structure of product innovations</b></p> <p>During the last 5 years the share of sales of these new products were (estimates are sufficient)</p> <p><b>a) domestic sectors (please tick off the applicable branches within the sector)</b></p> <p>12 <input type="checkbox"/> apartment rental sector _____ %</p> <p><input type="checkbox"/> hospitality industry _____ %</p>	<p>Further information</p>																																
<p>Time span of variable</p>																																	
<table border="1"> <tr> <td>1982</td><td>1983</td><td>1984</td><td>1985</td><td>1986</td><td>1987</td><td>1988</td><td>1989</td><td>1990</td><td>1991</td><td>1992</td><td>1993</td><td>1994</td><td>1995</td><td>1996</td><td>1997</td> </tr> <tr> <td></td><td></td><td></td><td></td><td style="background-color: #000080; color: white; text-align: center;">WEST</td><td></td><td></td><td></td><td></td><td></td><td></td><td></td><td></td><td></td><td></td><td></td> </tr> </table>		1982	1983	1984	1985	1986	1987	1988	1989	1990	1991	1992	1993	1994	1995	1996	1997					WEST											
1982	1983	1984	1985	1986	1987	1988	1989	1990	1991	1992	1993	1994	1995	1996	1997																		
				WEST																													

No.	Name	Label	Survey period	Survey frequency
-----	------	-------	---------------	------------------

3.11.56 avp43 sales of new products to science, education, art West 1986 once

Wording of question

<p>1986  <b>VI. Sales structure of product innovations</b>                  During the last 5 years the sales of these new products were distributed on average among  <b>a) domestic sectors (please tick off the applicable branches within the sector)</b></p> <p>14 <input type="checkbox"/> [1] science, education, art</p>	<p>Further information</p>																																
<p>Time span of variable</p> <table border="1" style="width: 100%; text-align: center;"> <tr> <td>1982</td><td>1983</td><td>1984</td><td>1985</td><td>1986</td><td>1987</td><td>1988</td><td>1989</td><td>1990</td><td>1991</td><td>1992</td><td>1993</td><td>1994</td><td>1995</td><td>1996</td><td>1997</td> </tr> <tr> <td style="background-color: #d3d3d3;"></td><td style="background-color: #d3d3d3;"></td><td style="background-color: #d3d3d3;"></td><td style="background-color: #d3d3d3;"></td><td style="background-color: #d3d3d3; color: #000080; font-weight: bold;">WEST</td><td style="background-color: #d3d3d3;"></td><td style="background-color: #d3d3d3;"></td><td style="background-color: #d3d3d3;"></td><td style="background-color: #d3d3d3;"></td><td style="background-color: #d3d3d3;"></td><td style="background-color: #d3d3d3;"></td><td style="background-color: #d3d3d3;"></td><td style="background-color: #d3d3d3;"></td><td style="background-color: #d3d3d3;"></td><td style="background-color: #d3d3d3;"></td><td style="background-color: #d3d3d3;"></td> </tr> </table>		1982	1983	1984	1985	1986	1987	1988	1989	1990	1991	1992	1993	1994	1995	1996	1997					WEST											
1982	1983	1984	1985	1986	1987	1988	1989	1990	1991	1992	1993	1994	1995	1996	1997																		
				WEST																													

No.	Name	Label	Survey period	Survey frequency
-----	------	-------	---------------	------------------

3.11.57 avproz14 share of new products sold to science, education, art in total sales of new products West 1986 once

Wording of question

<p>1986  <b>VI. Sales structure of product innovations</b>                  During the last 5 years the share of sales of these new products were (estimates are sufficient)  <b>a) domestic sectors (please tick off the applicable branches within the sector)</b></p> <p>12 <input checked="" type="checkbox"/> science, education, art _____ %</p>	<p>Further information</p>																																
<p>Time span of variable</p> <table border="1" style="width: 100%; text-align: center;"> <tr> <td>1982</td><td>1983</td><td>1984</td><td>1985</td><td>1986</td><td>1987</td><td>1988</td><td>1989</td><td>1990</td><td>1991</td><td>1992</td><td>1993</td><td>1994</td><td>1995</td><td>1996</td><td>1997</td> </tr> <tr> <td style="background-color: #d3d3d3;"></td><td style="background-color: #d3d3d3;"></td><td style="background-color: #d3d3d3;"></td><td style="background-color: #d3d3d3;"></td><td style="background-color: #d3d3d3; color: #000080; font-weight: bold;">WEST</td><td style="background-color: #d3d3d3;"></td><td style="background-color: #d3d3d3;"></td><td style="background-color: #d3d3d3;"></td><td style="background-color: #d3d3d3;"></td><td style="background-color: #d3d3d3;"></td><td style="background-color: #d3d3d3;"></td><td style="background-color: #d3d3d3;"></td><td style="background-color: #d3d3d3;"></td><td style="background-color: #d3d3d3;"></td><td style="background-color: #d3d3d3;"></td><td style="background-color: #d3d3d3;"></td> </tr> </table>		1982	1983	1984	1985	1986	1987	1988	1989	1990	1991	1992	1993	1994	1995	1996	1997					WEST											
1982	1983	1984	1985	1986	1987	1988	1989	1990	1991	1992	1993	1994	1995	1996	1997																		
				WEST																													

No.	Name	Label	Survey period	Survey frequency
-----	------	-------	---------------	------------------

3.11.58 avp44 sales of new products to the state West 1986 once

Wording of question

<p>1986  <b>VI. Sales structure of product innovations</b>                  During the last 5 years the sales of these new products were distributed on average among  <b>a) domestic sectors (please tick off the applicable branches within the sector)</b></p> <p>15 <input type="checkbox"/> [1] state</p>	<p>Further information</p>																																
<p>Time span of variable</p> <table border="1" style="width: 100%; text-align: center;"> <tr> <td>1982</td><td>1983</td><td>1984</td><td>1985</td><td>1986</td><td>1987</td><td>1988</td><td>1989</td><td>1990</td><td>1991</td><td>1992</td><td>1993</td><td>1994</td><td>1995</td><td>1996</td><td>1997</td> </tr> <tr> <td style="background-color: #d3d3d3;"></td><td style="background-color: #d3d3d3;"></td><td style="background-color: #d3d3d3;"></td><td style="background-color: #d3d3d3;"></td><td style="background-color: #d3d3d3; color: #000080; font-weight: bold;">WEST</td><td style="background-color: #d3d3d3;"></td><td style="background-color: #d3d3d3;"></td><td style="background-color: #d3d3d3;"></td><td style="background-color: #d3d3d3;"></td><td style="background-color: #d3d3d3;"></td><td style="background-color: #d3d3d3;"></td><td style="background-color: #d3d3d3;"></td><td style="background-color: #d3d3d3;"></td><td style="background-color: #d3d3d3;"></td><td style="background-color: #d3d3d3;"></td><td style="background-color: #d3d3d3;"></td> </tr> </table>		1982	1983	1984	1985	1986	1987	1988	1989	1990	1991	1992	1993	1994	1995	1996	1997					WEST											
1982	1983	1984	1985	1986	1987	1988	1989	1990	1991	1992	1993	1994	1995	1996	1997																		
				WEST																													

No.	Name	Label	Survey period	Survey frequency
-----	------	-------	---------------	------------------

3.11.59 avproz15 share of new products sold to state in total sales of new products West 1986 once

Wording of question

<p>1986  <b>VI. Sales structure of product innovations</b>                  During the last 5 years the share of sales of these new products were (estimates are sufficient)  <b>a) domestic sectors (please tick off the applicable branches within the sector)</b></p> <p>12 <input checked="" type="checkbox"/> state _____ %</p>	<p>Further information</p>																																
<p>Time span of variable</p> <table border="1" style="width: 100%; text-align: center;"> <tr> <td>1982</td><td>1983</td><td>1984</td><td>1985</td><td>1986</td><td>1987</td><td>1988</td><td>1989</td><td>1990</td><td>1991</td><td>1992</td><td>1993</td><td>1994</td><td>1995</td><td>1996</td><td>1997</td> </tr> <tr> <td style="background-color: #d3d3d3;"></td><td style="background-color: #d3d3d3;"></td><td style="background-color: #d3d3d3;"></td><td style="background-color: #d3d3d3;"></td><td style="background-color: #d3d3d3; color: #000080; font-weight: bold;">WEST</td><td style="background-color: #d3d3d3;"></td><td style="background-color: #d3d3d3;"></td><td style="background-color: #d3d3d3;"></td><td style="background-color: #d3d3d3;"></td><td style="background-color: #d3d3d3;"></td><td style="background-color: #d3d3d3;"></td><td style="background-color: #d3d3d3;"></td><td style="background-color: #d3d3d3;"></td><td style="background-color: #d3d3d3;"></td><td style="background-color: #d3d3d3;"></td><td style="background-color: #d3d3d3;"></td> </tr> </table>		1982	1983	1984	1985	1986	1987	1988	1989	1990	1991	1992	1993	1994	1995	1996	1997					WEST											
1982	1983	1984	1985	1986	1987	1988	1989	1990	1991	1992	1993	1994	1995	1996	1997																		
				WEST																													




No.	Name	Label	Survey period	Survey frequency
-----	------	-------	---------------	------------------

3.11.60) avp45 sales of new products to private households West 1986 once

Wording of question

<p>1986</p> <p><b>VI. Sales structure of product innovations</b></p> <p>During the last 5 years the sales of these new products were distributed on average among</p> <p><b>a) domestic sectors (please tick off the applicable branches within the sector)</b></p> <p>16 <input type="checkbox"/> [1] private households</p>	<p>Further information</p>
---	----------------------------

Time span of variable



No.	Name	Label	Survey period	Survey frequency
-----	------	-------	---------------	------------------



3.11.61) avpproz16

share of new products sold to private households in total sales of new products

West 1986

once

Wording of question

<p>1986</p> <p><b>VI. Sales structure of product innovations</b></p> <p>During the last 5 years the share of sales of these new products were (estimates are sufficient)</p> <p><b>a) domestic sectors (please tick off the applicable branches within the sector)</b></p> <p>12 <input checked="" type="checkbox"/> private households _____ %</p>	<p>Further information</p>																																
<p>Time span of variable</p> <table border="1"> <tr> <td>1982</td><td>1983</td><td>1984</td><td>1985</td><td>1986</td><td>1987</td><td>1988</td><td>1989</td><td>1990</td><td>1991</td><td>1992</td><td>1993</td><td>1994</td><td>1995</td><td>1996</td><td>1997</td> </tr> <tr> <td></td><td></td><td></td><td></td><td style="background-color: #d3d3d3;">WEST</td><td></td><td></td><td></td><td></td><td></td><td></td><td></td><td></td><td></td><td></td><td></td> </tr> </table>		1982	1983	1984	1985	1986	1987	1988	1989	1990	1991	1992	1993	1994	1995	1996	1997					WEST											
1982	1983	1984	1985	1986	1987	1988	1989	1990	1991	1992	1993	1994	1995	1996	1997																		
				WEST																													

No.	Name	Label	Survey period	Survey frequency
-----	------	-------	---------------	------------------

3.11.62) avpproz17

share of exportsd new products in total sales of new products

West 1986

once

Wording of question

<p>1986</p> <p><b>VI. Sales structure of product innovations</b></p> <p>During the last 5 years the share of sales of these new products were (estimates are sufficient)</p> <p><b>b) exports</b> _____ %</p>	<p>Further information</p>																																
<p>Time span of variable</p> <table border="1"> <tr> <td>1982</td><td>1983</td><td>1984</td><td>1985</td><td>1986</td><td>1987</td><td>1988</td><td>1989</td><td>1990</td><td>1991</td><td>1992</td><td>1993</td><td>1994</td><td>1995</td><td>1996</td><td>1997</td> </tr> <tr> <td></td><td></td><td></td><td></td><td style="background-color: #d3d3d3;">WEST</td><td></td><td></td><td></td><td></td><td></td><td></td><td></td><td></td><td></td><td></td><td></td> </tr> </table>		1982	1983	1984	1985	1986	1987	1988	1989	1990	1991	1992	1993	1994	1995	1996	1997					WEST											
1982	1983	1984	1985	1986	1987	1988	1989	1990	1991	1992	1993	1994	1995	1996	1997																		
				WEST																													

**3.12 Innovation strategy and European Single Market**

No.	Name	Label	Survey period	Survey frequency
-----	------	-------	---------------	------------------

3.12.1) ieb1

no changes in product strategy

West 1987

once

Wording of question

<p>1987</p> <p><b>VII. Innovation strategy and European Single Market</b></p> <p>The realization of the European Single Market in 1992 triggers requirements to adjustment in various functional areas of the companies which may also have effects on the operational innovation strategy.</p> <p>Which of the following statements applies (multiple answers possible)</p> <p><b>product strategy</b></p> <p><input type="checkbox"/> [1]No significant changes expected</p>	<p>Further information</p>																																
<p>Time span of variable</p> <table border="1"> <tr> <td>1982</td><td>1983</td><td>1984</td><td>1985</td><td>1986</td><td>1987</td><td>1988</td><td>1989</td><td>1990</td><td>1991</td><td>1992</td><td>1993</td><td>1994</td><td>1995</td><td>1996</td><td>1997</td> </tr> <tr> <td></td><td></td><td></td><td></td><td></td><td style="background-color: #d3d3d3;">WEST</td><td></td><td></td><td></td><td></td><td></td><td></td><td></td><td></td><td></td><td></td> </tr> </table>		1982	1983	1984	1985	1986	1987	1988	1989	1990	1991	1992	1993	1994	1995	1996	1997						WEST										
1982	1983	1984	1985	1986	1987	1988	1989	1990	1991	1992	1993	1994	1995	1996	1997																		
					WEST																												

No.	Name	Label	Survey period	Survey frequency
-----	------	-------	---------------	------------------

3.12.2) ieb2

more standardised products to reduce unit costs

West 1987

once

Wording of question

<p>1987</p> <p><b>VII. Innovation strategy and European Single Market</b></p> <p>The realization of the European Single Market in 1992 triggers requirements to adjustment in various functional areas of the companies which may also have effects on the operational innovation strategy.</p> <p>Which of the following statements applies (multiple answers possible)</p> <p><b>product strategy</b></p> <p><input type="checkbox"/> [1] More standardised products to reduce unit costs necessary</p>	<p>Further information</p>																																
<p>Time span of variable</p> <table border="1" style="width: 100%; text-align: center;"> <tr> <td>1982</td><td>1983</td><td>1984</td><td>1985</td><td>1986</td><td>1987</td><td>1988</td><td>1989</td><td>1990</td><td>1991</td><td>1992</td><td>1993</td><td>1994</td><td>1995</td><td>1996</td><td>1997</td> </tr> <tr> <td></td><td></td><td></td><td></td><td></td><td style="background-color: #000080; color: white;">WEST</td><td></td><td></td><td></td><td></td><td></td><td></td><td></td><td></td><td></td><td></td> </tr> </table>		1982	1983	1984	1985	1986	1987	1988	1989	1990	1991	1992	1993	1994	1995	1996	1997						WEST										
1982	1983	1984	1985	1986	1987	1988	1989	1990	1991	1992	1993	1994	1995	1996	1997																		
					WEST																												

No.	Name	Label	Survey period	Survey frequency
-----	------	-------	---------------	------------------

3.12.3) ieb3

more differentiation within array of products

West 1987

once

Wording of question

<p>1987</p> <p><b>VII. Innovation strategy and European Single Market</b></p> <p>The realization of the European Single Market in 1992 triggers requirements to adjustment in various functional areas of the companies which may also have effects on the operational innovation strategy.</p> <p>Which of the following statements applies (multiple answers possible)</p> <p><b>product strategy</b></p> <p><input type="checkbox"/> [1] More country and customer specific variety of products to differentiate the array of products relative to the competition is necessary</p>	<p>Further information</p>																																
<p>Time span of variable</p> <table border="1" style="width: 100%; text-align: center;"> <tr> <td>1982</td><td>1983</td><td>1984</td><td>1985</td><td>1986</td><td>1987</td><td>1988</td><td>1989</td><td>1990</td><td>1991</td><td>1992</td><td>1993</td><td>1994</td><td>1995</td><td>1996</td><td>1997</td> </tr> <tr> <td></td><td></td><td></td><td></td><td></td><td style="background-color: #000080; color: white;">WEST</td><td></td><td></td><td></td><td></td><td></td><td></td><td></td><td></td><td></td><td></td> </tr> </table>		1982	1983	1984	1985	1986	1987	1988	1989	1990	1991	1992	1993	1994	1995	1996	1997						WEST										
1982	1983	1984	1985	1986	1987	1988	1989	1990	1991	1992	1993	1994	1995	1996	1997																		
					WEST																												

No.	Name	Label	Survey period	Survey frequency
-----	------	-------	---------------	------------------

3.12.4) ieb4

no changes in production strategy

West 1987

once

Wording of question

<p>1987</p> <p><b>VII. Innovation strategy and European Single Market</b></p> <p>The realization of the European Single Market in 1992 triggers requirements to adjustment in various functional areas of the companies which may also have effects on the operational innovation strategy.</p> <p>Which of the following statements applies (multiple answers possible)</p> <p><b>production strategy</b></p> <p><input type="checkbox"/> [1] No significant changes expected</p>	<p>Further information</p>																																
<p>Time span of variable</p> <table border="1" style="width: 100%; text-align: center;"> <tr> <td>1982</td><td>1983</td><td>1984</td><td>1985</td><td>1986</td><td>1987</td><td>1988</td><td>1989</td><td>1990</td><td>1991</td><td>1992</td><td>1993</td><td>1994</td><td>1995</td><td>1996</td><td>1997</td> </tr> <tr> <td></td><td></td><td></td><td></td><td></td><td style="background-color: #000080; color: white;">WEST</td><td></td><td></td><td></td><td></td><td></td><td></td><td></td><td></td><td></td><td></td> </tr> </table>		1982	1983	1984	1985	1986	1987	1988	1989	1990	1991	1992	1993	1994	1995	1996	1997						WEST										
1982	1983	1984	1985	1986	1987	1988	1989	1990	1991	1992	1993	1994	1995	1996	1997																		
					WEST																												

No.	Name	Label	Survey period	Survey frequency
-----	------	-------	---------------	------------------

3.12.5) ieb5

increase in rationalisation investments

West 1987

once

Wording of question

<p>1987</p> <p><b>VII. Innovation strategy and European Single Market</b></p> <p>The realization of the European Single Market in 1992 triggers requirements to adjustment in various functional areas of the companies which may also have effects on the operational innovation strategy.</p> <p>Which of the following statements applies (multiple answers possible)</p> <p><b>production strategy</b></p> <p><input type="checkbox"/> [1] Increase in rationalisation investments necessary</p>	<p>Further information</p>																																
<p>Time span of variable</p>																																	
<table border="1"> <tr> <td>1982</td><td>1983</td><td>1984</td><td>1985</td><td>1986</td><td>1987</td><td>1988</td><td>1989</td><td>1990</td><td>1991</td><td>1992</td><td>1993</td><td>1994</td><td>1995</td><td>1996</td><td>1997</td> </tr> <tr> <td></td><td></td><td></td><td></td><td></td><td>WEST</td><td></td><td></td><td></td><td></td><td></td><td></td><td></td><td></td><td></td><td></td> </tr> </table>		1982	1983	1984	1985	1986	1987	1988	1989	1990	1991	1992	1993	1994	1995	1996	1997						WEST										
1982	1983	1984	1985	1986	1987	1988	1989	1990	1991	1992	1993	1994	1995	1996	1997																		
					WEST																												

No.	Name	Label	Survey period	Survey frequency
-----	------	-------	---------------	------------------

3.12.6) ieb6

expansion of domestic production capacity

West 1987

once

Wording of question

<p>1987</p> <p><b>VII. Innovation strategy and European Single Market</b></p> <p>The realization of the European Single Market in 1992 triggers requirements to adjustment in various functional areas of the companies which may also have effects on the operational innovation strategy.</p> <p>Which of the following statements applies (multiple answers possible)</p> <p><b>production strategy</b></p> <p><input type="checkbox"/> [1] expansion of domestic production capacity necessary</p>	<p>Further information</p>																																
<p>Time span of variable</p>																																	
<table border="1"> <tr> <td>1982</td><td>1983</td><td>1984</td><td>1985</td><td>1986</td><td>1987</td><td>1988</td><td>1989</td><td>1990</td><td>1991</td><td>1992</td><td>1993</td><td>1994</td><td>1995</td><td>1996</td><td>1997</td> </tr> <tr> <td></td><td></td><td></td><td></td><td></td><td>WEST</td><td></td><td></td><td></td><td></td><td></td><td></td><td></td><td></td><td></td><td></td> </tr> </table>		1982	1983	1984	1985	1986	1987	1988	1989	1990	1991	1992	1993	1994	1995	1996	1997						WEST										
1982	1983	1984	1985	1986	1987	1988	1989	1990	1991	1992	1993	1994	1995	1996	1997																		
					WEST																												

No.	Name	Label	Survey period	Survey frequency
-----	------	-------	---------------	------------------

3.12.7) ieb7

relocation of production to EC area

West 1987

once

Wording of question

<p>1987</p> <p><b>VII. Innovation strategy and European Single Market</b></p> <p>The realization of the European Single Market in 1992 triggers requirements to adjustment in various functional areas of the companies which may also have effects on the operational innovation strategy.</p> <p>Which of the following statements applies (multiple answers possible)</p> <p><b>production strategy</b></p> <p>- partial relocation of production</p> <p><input type="checkbox"/> [1] to EC area  <input type="checkbox"/> to other areas, namely _____</p>	<p>Further information</p>																																
<p>Time span of variable</p>																																	
<table border="1"> <tr> <td>1982</td><td>1983</td><td>1984</td><td>1985</td><td>1986</td><td>1987</td><td>1988</td><td>1989</td><td>1990</td><td>1991</td><td>1992</td><td>1993</td><td>1994</td><td>1995</td><td>1996</td><td>1997</td> </tr> <tr> <td></td><td></td><td></td><td></td><td></td><td>WEST</td><td></td><td></td><td></td><td></td><td></td><td></td><td></td><td></td><td></td><td></td> </tr> </table>		1982	1983	1984	1985	1986	1987	1988	1989	1990	1991	1992	1993	1994	1995	1996	1997						WEST										
1982	1983	1984	1985	1986	1987	1988	1989	1990	1991	1992	1993	1994	1995	1996	1997																		
					WEST																												

No.	Name	Label	Survey period	Survey frequency
-----	------	-------	---------------	------------------

3.12.8) ieb8

relocation of production to other areas

West 1987

once

Wording of question

<p>1987</p> <p><b>VII. Innovation strategy and European Single Market</b></p> <p>The realization of the European Single Market in 1992 triggers requirements to adjustment in various functional areas of the companies which may also have effects on the operational innovation strategy.</p> <p>Which of the following statements applies (multiple answers possible)</p> <p><b>production strategy</b></p> <p>- partial relocation of production</p> <p><input type="checkbox"/> to EC area</p> <p><input type="checkbox"/> [1] to other areas, namely _____ *</p>	<p>Further information</p> <p>* Dataset does not contain information about the exact regions where the production was partially relocated</p>																																
<p>Time span of variable</p> <table border="1"> <tr> <td>1982</td><td>1983</td><td>1984</td><td>1985</td><td>1986</td><td>1987</td><td>1988</td><td>1989</td><td>1990</td><td>1991</td><td>1992</td><td>1993</td><td>1994</td><td>1995</td><td>1996</td><td>1997</td> </tr> <tr> <td></td><td></td><td></td><td></td><td></td><td style="background-color: #000080; color: white; text-align: center;">WEST</td><td></td><td></td><td></td><td></td><td></td><td></td><td></td><td></td><td></td><td></td> </tr> </table>		1982	1983	1984	1985	1986	1987	1988	1989	1990	1991	1992	1993	1994	1995	1996	1997						WEST										
1982	1983	1984	1985	1986	1987	1988	1989	1990	1991	1992	1993	1994	1995	1996	1997																		
					WEST																												

No.	Name	Label	Survey period	Survey frequency
-----	------	-------	---------------	------------------

3.12.9) ieb9

cooperation with other companies from EC

West 1987

once

Wording of question

<p>1987</p> <p><b>VII. Innovation strategy and European Single Market</b></p> <p>The realization of the European Single Market in 1992 triggers requirements to adjustment in various functional areas of the companies which may also have effects on the operational innovation strategy.</p> <p>Which of the following statements applies (multiple answers possible)</p> <p><b>production strategy</b></p> <p><input type="checkbox"/> [1] Cooperation in production with other companies from the EC area</p>	<p>Further information</p>																																
<p>Time span of variable</p> <table border="1"> <tr> <td>1982</td><td>1983</td><td>1984</td><td>1985</td><td>1986</td><td>1987</td><td>1988</td><td>1989</td><td>1990</td><td>1991</td><td>1992</td><td>1993</td><td>1994</td><td>1995</td><td>1996</td><td>1997</td> </tr> <tr> <td></td><td></td><td></td><td></td><td></td><td style="background-color: #000080; color: white; text-align: center;">WEST</td><td></td><td></td><td></td><td></td><td></td><td></td><td></td><td></td><td></td><td></td> </tr> </table>		1982	1983	1984	1985	1986	1987	1988	1989	1990	1991	1992	1993	1994	1995	1996	1997						WEST										
1982	1983	1984	1985	1986	1987	1988	1989	1990	1991	1992	1993	1994	1995	1996	1997																		
					WEST																												

No.	Name	Label	Survey period	Survey frequency
-----	------	-------	---------------	------------------

3.12.10) ieb10

no changes in distribution strategy

West 1987

once

Wording of question

<p>1987</p> <p><b>VII. Innovation strategy and European Single Market</b></p> <p>The realization of the European Single Market in 1992 triggers requirements to adjustment in various functional areas of the companies which may also have effects on the operational innovation strategy.</p> <p>Which of the following statements applies (multiple answers possible)</p> <p><b>Distribution strategy</b></p> <p><input type="checkbox"/> [1] No significant changes expected</p>	<p>Further information</p>																																
<p>Time span of variable</p> <table border="1"> <tr> <td>1982</td><td>1983</td><td>1984</td><td>1985</td><td>1986</td><td>1987</td><td>1988</td><td>1989</td><td>1990</td><td>1991</td><td>1992</td><td>1993</td><td>1994</td><td>1995</td><td>1996</td><td>1997</td> </tr> <tr> <td></td><td></td><td></td><td></td><td></td><td style="background-color: #000080; color: white; text-align: center;">WEST</td><td></td><td></td><td></td><td></td><td></td><td></td><td></td><td></td><td></td><td></td> </tr> </table>		1982	1983	1984	1985	1986	1987	1988	1989	1990	1991	1992	1993	1994	1995	1996	1997						WEST										
1982	1983	1984	1985	1986	1987	1988	1989	1990	1991	1992	1993	1994	1995	1996	1997																		
					WEST																												

No.	Name	Label	Survey period	Survey frequency
-----	------	-------	---------------	------------------

3.12.11) ieb11

distribution in EC by expansion of internal distribution facilities

West 1987

once

Wording of question

<p>1987</p> <p><b>VII. Innovation strategy and European Single Market</b></p> <p>The realization of the European Single Market in 1992 triggers requirements to adjustment in various functional areas of the companies which may also have effects on the operational innovation strategy.</p> <p>Which of the following statements applies (multiple answers possible)</p> <p><b>Distribution strategy</b></p> <p>- Distribution of products in EC is scheduled via</p> <ul style="list-style-type: none"> <li><input type="checkbox"/> [1] expansion of internal distribution facilities</li> <li><input type="checkbox"/> distribution systems of cooperating companies in several member states</li> <li><input type="checkbox"/> assignment of institutions outside the own sector (production oriented service companies)</li> </ul>	<p>Further information</p>																																
<p>Time span of variable</p> <table border="1"> <tr> <td>1982</td><td>1983</td><td>1984</td><td>1985</td><td>1986</td><td>1987</td><td>1988</td><td>1989</td><td>1990</td><td>1991</td><td>1992</td><td>1993</td><td>1994</td><td>1995</td><td>1996</td><td>1997</td> </tr> <tr> <td></td><td></td><td></td><td></td><td></td><td style="background-color: #000080; color: white; text-align: center;">WEST</td><td></td><td></td><td></td><td></td><td></td><td></td><td></td><td></td><td></td><td></td> </tr> </table>		1982	1983	1984	1985	1986	1987	1988	1989	1990	1991	1992	1993	1994	1995	1996	1997						WEST										
1982	1983	1984	1985	1986	1987	1988	1989	1990	1991	1992	1993	1994	1995	1996	1997																		
					WEST																												

No.	Name	Label	Survey period	Survey frequency
-----	------	-------	---------------	------------------

3.12.12) ieb12

distribution in EC by distribution systems of cooperating companies

West 1987

once

Wording of question

<p>1987</p> <p><b>VII. Innovation strategy and European Single Market</b></p> <p>The realization of the European Single Market in 1992 triggers requirements to adjustment in various functional areas of the companies which may also have effects on the operational innovation strategy.</p> <p>Which of the following statements applies (multiple answers possible)</p> <p><b>Distribution strategy</b></p> <p>- Distribution of products in EC is scheduled via</p> <ul style="list-style-type: none"> <li><input type="checkbox"/> expansion of internal distribution facilities</li> <li><input type="checkbox"/> [1] distribution systems of cooperating companies in several member states</li> <li><input type="checkbox"/> assignment of institutions outside the own sector (production oriented service companies)</li> </ul>	<p>Further information</p>																																
<p>Time span of variable</p> <table border="1"> <tr> <td>1982</td><td>1983</td><td>1984</td><td>1985</td><td>1986</td><td>1987</td><td>1988</td><td>1989</td><td>1990</td><td>1991</td><td>1992</td><td>1993</td><td>1994</td><td>1995</td><td>1996</td><td>1997</td> </tr> <tr> <td></td><td></td><td></td><td></td><td></td><td style="background-color: #000080; color: white; text-align: center;">WEST</td><td></td><td></td><td></td><td></td><td></td><td></td><td></td><td></td><td></td><td></td> </tr> </table>		1982	1983	1984	1985	1986	1987	1988	1989	1990	1991	1992	1993	1994	1995	1996	1997						WEST										
1982	1983	1984	1985	1986	1987	1988	1989	1990	1991	1992	1993	1994	1995	1996	1997																		
					WEST																												

No.	Name	Label	Survey period	Survey frequency
-----	------	-------	---------------	------------------

3.12.13) ieb13

distribution in EC by assignment of institutions outside the own sector

West 1987

once

Wording of question

<p>1987</p> <p><b>VII. Innovation strategy and European Single Market</b></p> <p>The realization of the European Single Market in 1992 triggers requirements to adjustment in various functional areas of the companies which may also have effects on the operational innovation strategy.</p> <p>Which of the following statements applies (multiple answers possible)</p> <p><b>Distribution strategy</b></p> <p>- Distribution of products in EC is scheduled via</p> <ul style="list-style-type: none"> <li><input type="checkbox"/> expansion of internal distribution facilities</li> <li><input type="checkbox"/> distribution systems of cooperating companies in several member states</li> <li><input type="checkbox"/> [1] assignment of institutions outside the own sector (production oriented service companies)</li> </ul>	<p>Further information</p>																																
<p>Time span of variable</p> <table border="1"> <tr> <td>1982</td><td>1983</td><td>1984</td><td>1985</td><td>1986</td><td>1987</td><td>1988</td><td>1989</td><td>1990</td><td>1991</td><td>1992</td><td>1993</td><td>1994</td><td>1995</td><td>1996</td><td>1997</td> </tr> <tr> <td></td><td></td><td></td><td></td><td></td><td style="background-color: #000080; color: white; text-align: center;">WEST</td><td></td><td></td><td></td><td></td><td></td><td></td><td></td><td></td><td></td><td></td> </tr> </table>		1982	1983	1984	1985	1986	1987	1988	1989	1990	1991	1992	1993	1994	1995	1996	1997						WEST										
1982	1983	1984	1985	1986	1987	1988	1989	1990	1991	1992	1993	1994	1995	1996	1997																		
					WEST																												

No.	Name	Label	Survey period	Survey frequency
-----	------	-------	---------------	------------------

3.12.14) ieb14

intensified participation in exhibitions within EC

West 1987

once

Wording of question

<p>1987</p> <p><b>VII. Innovation strategy and European Single Market</b></p> <p>The realization of the European Single Market in 1992 triggers requirements to adjustment in various functional areas of the companies which may also have effects on the operational innovation strategy.</p> <p>Which of the following statements applies (multiple answers possible)</p> <p><b>Distribution strategy</b></p> <p><input type="checkbox"/> [1] intensified participation in exhibitions within EC</p>	<p>Further information</p>																																
<p>Time span of variable</p>																																	
<table border="1"> <tr> <td>1982</td><td>1983</td><td>1984</td><td>1985</td><td>1986</td><td>1987</td><td>1988</td><td>1989</td><td>1990</td><td>1991</td><td>1992</td><td>1993</td><td>1994</td><td>1995</td><td>1996</td><td>1997</td> </tr> <tr> <td></td><td></td><td></td><td></td><td></td><td style="background-color: #003366; color: white; text-align: center;">WEST</td><td></td><td></td><td></td><td></td><td></td><td></td><td></td><td></td><td></td><td></td> </tr> </table>		1982	1983	1984	1985	1986	1987	1988	1989	1990	1991	1992	1993	1994	1995	1996	1997						WEST										
1982	1983	1984	1985	1986	1987	1988	1989	1990	1991	1992	1993	1994	1995	1996	1997																		
					WEST																												

No.	Name	Label	Survey period	Survey frequency
-----	------	-------	---------------	------------------

3.12.15) ieb15

no changes in R&D strategy

West 1987

once

Wording of question

<p>1987</p> <p><b>VII. Innovation strategy and European Single Market</b></p> <p>The realization of the European Single Market in 1992 triggers requirements to adjustment in various functional areas of the companies which may also have effects on the operational innovation strategy.</p> <p>Which of the following statements applies (multiple answers possible)</p> <p><b>research and development strategy (R&amp;D)</b></p> <p><input type="checkbox"/> [1] No significant changes expected</p>	<p>Further information</p>																																
<p>Time span of variable</p>																																	
<table border="1"> <tr> <td>1982</td><td>1983</td><td>1984</td><td>1985</td><td>1986</td><td>1987</td><td>1988</td><td>1989</td><td>1990</td><td>1991</td><td>1992</td><td>1993</td><td>1994</td><td>1995</td><td>1996</td><td>1997</td> </tr> <tr> <td></td><td></td><td></td><td></td><td></td><td style="background-color: #003366; color: white; text-align: center;">WEST</td><td></td><td></td><td></td><td></td><td></td><td></td><td></td><td></td><td></td><td></td> </tr> </table>		1982	1983	1984	1985	1986	1987	1988	1989	1990	1991	1992	1993	1994	1995	1996	1997						WEST										
1982	1983	1984	1985	1986	1987	1988	1989	1990	1991	1992	1993	1994	1995	1996	1997																		
					WEST																												

No.	Name	Label	Survey period	Survey frequency
-----	------	-------	---------------	------------------

3.12.16) ieb16

additional R&D staff to intensify R&D activities

West 1987

once

Wording of question

<p>1987</p> <p><b>VII. Innovation strategy and European Single Market</b></p> <p>The realization of the European Single Market in 1992 triggers requirements to adjustment in various functional areas of the companies which may also have effects on the operational innovation strategy.</p> <p>Which of the following statements applies (multiple answers possible)</p> <p><b>research and development strategy (R&amp;D)</b></p> <p><input type="checkbox"/> [1] additional R&amp;D staff to intensify R&amp;D activities</p>	<p>Further information</p>																																
<p>Time span of variable</p>																																	
<table border="1"> <tr> <td>1982</td><td>1983</td><td>1984</td><td>1985</td><td>1986</td><td>1987</td><td>1988</td><td>1989</td><td>1990</td><td>1991</td><td>1992</td><td>1993</td><td>1994</td><td>1995</td><td>1996</td><td>1997</td> </tr> <tr> <td></td><td></td><td></td><td></td><td></td><td style="background-color: #003366; color: white; text-align: center;">WEST</td><td></td><td></td><td></td><td></td><td></td><td></td><td></td><td></td><td></td><td></td> </tr> </table>		1982	1983	1984	1985	1986	1987	1988	1989	1990	1991	1992	1993	1994	1995	1996	1997						WEST										
1982	1983	1984	1985	1986	1987	1988	1989	1990	1991	1992	1993	1994	1995	1996	1997																		
					WEST																												

No.	Name	Label	Survey period	Survey frequency
-----	------	-------	---------------	------------------

Wording of question

<p>1987</p> <p><b>VII. Innovation strategy and European Single Market</b></p> <p>The realization of the European Single Market in 1992 triggers requirements to adjustment in various functional areas of the companies which may also have effects on the operational innovation strategy.</p> <p>Which of the following statements applies (multiple answers possible)</p> <p><b>research and development strategy (R&amp;D)</b></p> <p>- R&amp;D cooperations with other companies and scientific institutions</p> <p><input type="checkbox"/> [1] domestic</p> <p><input type="checkbox"/> from other European country</p>	<p>Further information</p>																																
<p>Time span of variable</p> <table border="1" style="width: 100%; text-align: center;"> <tr> <td>1982</td><td>1983</td><td>1984</td><td>1985</td><td>1986</td><td>1987</td><td>1988</td><td>1989</td><td>1990</td><td>1991</td><td>1992</td><td>1993</td><td>1994</td><td>1995</td><td>1996</td><td>1997</td> </tr> <tr> <td></td><td></td><td></td><td></td><td></td><td>WEST</td><td></td><td></td><td></td><td></td><td></td><td></td><td></td><td></td><td></td><td></td> </tr> </table>		1982	1983	1984	1985	1986	1987	1988	1989	1990	1991	1992	1993	1994	1995	1996	1997						WEST										
1982	1983	1984	1985	1986	1987	1988	1989	1990	1991	1992	1993	1994	1995	1996	1997																		
					WEST																												

No.	Name	Label	Survey period	Survey frequency
-----	------	-------	---------------	------------------

Wording of question

<p>1987</p> <p><b>VII. Innovation strategy and European Single Market</b></p> <p>The realization of the European Single Market in 1992 triggers requirements to adjustment in various functional areas of the companies which may also have effects on the operational innovation strategy.</p> <p>Which of the following statements applies (multiple answers possible)</p> <p><b>research and development strategy (R&amp;D)</b></p> <p>- R&amp;D cooperations with other companies and scientific institutions</p> <p><input type="checkbox"/> domestic</p> <p><input type="checkbox"/> [1] from other European country</p>	<p>Further information</p>																																
<p>Time span of variable</p> <table border="1" style="width: 100%; text-align: center;"> <tr> <td>1982</td><td>1983</td><td>1984</td><td>1985</td><td>1986</td><td>1987</td><td>1988</td><td>1989</td><td>1990</td><td>1991</td><td>1992</td><td>1993</td><td>1994</td><td>1995</td><td>1996</td><td>1997</td> </tr> <tr> <td></td><td></td><td></td><td></td><td></td><td>WEST</td><td></td><td></td><td></td><td></td><td></td><td></td><td></td><td></td><td></td><td></td> </tr> </table>		1982	1983	1984	1985	1986	1987	1988	1989	1990	1991	1992	1993	1994	1995	1996	1997						WEST										
1982	1983	1984	1985	1986	1987	1988	1989	1990	1991	1992	1993	1994	1995	1996	1997																		
					WEST																												

No.	Name	Label	Survey period	Survey frequency
-----	------	-------	---------------	------------------


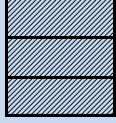
Wording of question

<p>1987</p> <p><b>VII. Innovation strategy and European Single Market</b></p> <p>The realization of the European Single Market in 1992 triggers requirements to adjustment in various functional areas of the companies which may also have effects on the operational innovation strategy.</p> <p>Which of the following statements applies (multiple answers possible)</p> <p><b>research and development strategy (R&amp;D)</b></p> <p><input type="checkbox"/> [1] creation of R&amp;D capacities in other countries</p>	<p>Further information</p>																																
<p>Time span of variable</p> <table border="1" style="width: 100%; text-align: center;"> <tr> <td>1982</td><td>1983</td><td>1984</td><td>1985</td><td>1986</td><td>1987</td><td>1988</td><td>1989</td><td>1990</td><td>1991</td><td>1992</td><td>1993</td><td>1994</td><td>1995</td><td>1996</td><td>1997</td> </tr> <tr> <td></td><td></td><td></td><td></td><td></td><td>WEST</td><td></td><td></td><td></td><td></td><td></td><td></td><td></td><td></td><td></td><td></td> </tr> </table>		1982	1983	1984	1985	1986	1987	1988	1989	1990	1991	1992	1993	1994	1995	1996	1997						WEST										
1982	1983	1984	1985	1986	1987	1988	1989	1990	1991	1992	1993	1994	1995	1996	1997																		
					WEST																												

**3.13 Design strategies**

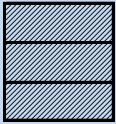

No.	Name	Label	Survey period	Survey frequency
3.13.1)	ds1	innovation strategy at domestic market: prices as compared to competitors	West 1988	once

Wording of question

<p>1988</p> <p><b>VII. Design strategies</b></p> <p><b>1. Compared to our competitors our innovation strategy in the product line XY is characterised</b></p> <p>- on the domestic market primarily by</p> <ul style="list-style-type: none"> <li>• higher [1]</li> <li>• same [2]</li> <li>• lower [3]</li> </ul> <div style="display: flex; justify-content: space-around; align-items: center;"> <div style="text-align: center;"> <p>prices</p>  </div> <div style="text-align: center;"> <p>quality</p>  </div> </div>	<p>Further information</p>																																
<p>Time span of variable</p>																																	
<table border="1" style="width: 100%; text-align: center;"> <tr> <td>1982</td><td>1983</td><td>1984</td><td>1985</td><td>1986</td><td>1987</td><td>1988</td><td>1989</td><td>1990</td><td>1991</td><td>1992</td><td>1993</td><td>1994</td><td>1995</td><td>1996</td><td>1997</td> </tr> <tr> <td style="background-color: #f2f2e6;"></td><td style="background-color: #f2f2e6;"></td><td style="background-color: #f2f2e6;"></td><td style="background-color: #f2f2e6;"></td><td style="background-color: #f2f2e6;"></td><td style="background-color: #f2f2e6;"></td><td style="background-color: #f2f2e6; color: white;">WEST</td><td style="background-color: #f2f2e6;"></td><td style="background-color: #f2f2e6;"></td><td style="background-color: #f2f2e6;"></td><td style="background-color: #f2f2e6;"></td><td style="background-color: #f2f2e6;"></td><td style="background-color: #f2f2e6;"></td><td style="background-color: #f2f2e6;"></td><td style="background-color: #f2f2e6;"></td><td style="background-color: #f2f2e6;"></td> </tr> </table>		1982	1983	1984	1985	1986	1987	1988	1989	1990	1991	1992	1993	1994	1995	1996	1997							WEST									
1982	1983	1984	1985	1986	1987	1988	1989	1990	1991	1992	1993	1994	1995	1996	1997																		
						WEST																											


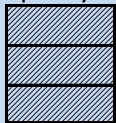
No.	Name	Label	Survey period	Survey frequency
3.13.2)	ds2	innovation strategy at domestic market: quality as compared to competitors	West 1988	once

Wording of question

<p>1988</p> <p><b>VII. Design strategies</b></p> <p><b>1. Compared to our competitors our innovation strategy in the product line XY is characterised</b></p> <p>- on the domestic market primarily by</p> <ul style="list-style-type: none"> <li>• higher [1]</li> <li>• same [2]</li> <li>• lower [3]</li> </ul> <div style="display: flex; justify-content: space-around; align-items: center;"> <div style="text-align: center;"> <p>prices</p>  </div> <div style="text-align: center;"> <p>quality</p>  </div> </div>	<p>Further information</p>																																
<p>Time span of variable</p>																																	
<table border="1" style="width: 100%; text-align: center;"> <tr> <td>1982</td><td>1983</td><td>1984</td><td>1985</td><td>1986</td><td>1987</td><td>1988</td><td>1989</td><td>1990</td><td>1991</td><td>1992</td><td>1993</td><td>1994</td><td>1995</td><td>1996</td><td>1997</td> </tr> <tr> <td style="background-color: #f2f2e6;"></td><td style="background-color: #f2f2e6;"></td><td style="background-color: #f2f2e6;"></td><td style="background-color: #f2f2e6;"></td><td style="background-color: #f2f2e6;"></td><td style="background-color: #f2f2e6;"></td><td style="background-color: #f2f2e6; color: white;">WEST</td><td style="background-color: #f2f2e6;"></td><td style="background-color: #f2f2e6;"></td><td style="background-color: #f2f2e6;"></td><td style="background-color: #f2f2e6;"></td><td style="background-color: #f2f2e6;"></td><td style="background-color: #f2f2e6;"></td><td style="background-color: #f2f2e6;"></td><td style="background-color: #f2f2e6;"></td><td style="background-color: #f2f2e6;"></td> </tr> </table>		1982	1983	1984	1985	1986	1987	1988	1989	1990	1991	1992	1993	1994	1995	1996	1997							WEST									
1982	1983	1984	1985	1986	1987	1988	1989	1990	1991	1992	1993	1994	1995	1996	1997																		
						WEST																											

No.	Name	Label	Survey period	Survey frequency
3.13.3)	ds3	innovation strategy at foreign markets: prices as compared to competitors	West 1988	once

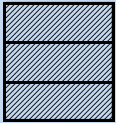

Wording of question

<p>1988</p> <p><b>VII. Design strategies</b></p> <p><b>1. Compared to our competitors our innovation strategy in the product line XY is characterised</b></p> <p>- on foreign markets primarily by</p> <ul style="list-style-type: none"> <li>• higher [1]</li> <li>• same [2]</li> <li>• lower [3]</li> </ul> <div style="display: flex; justify-content: space-around; align-items: center;"> <div style="text-align: center;"> <p>prices</p>  </div> <div style="text-align: center;"> <p>quality</p>  </div> </div>	<p>Further information</p>																																
<p>Time span of variable</p>																																	
<table border="1" style="width: 100%; text-align: center;"> <tr> <td>1982</td><td>1983</td><td>1984</td><td>1985</td><td>1986</td><td>1987</td><td>1988</td><td>1989</td><td>1990</td><td>1991</td><td>1992</td><td>1993</td><td>1994</td><td>1995</td><td>1996</td><td>1997</td> </tr> <tr> <td style="background-color: #f2f2e6;"></td><td style="background-color: #f2f2e6;"></td><td style="background-color: #f2f2e6;"></td><td style="background-color: #f2f2e6;"></td><td style="background-color: #f2f2e6;"></td><td style="background-color: #f2f2e6;"></td><td style="background-color: #f2f2e6; color: white;">WEST</td><td style="background-color: #f2f2e6;"></td><td style="background-color: #f2f2e6;"></td><td style="background-color: #f2f2e6;"></td><td style="background-color: #f2f2e6;"></td><td style="background-color: #f2f2e6;"></td><td style="background-color: #f2f2e6;"></td><td style="background-color: #f2f2e6;"></td><td style="background-color: #f2f2e6;"></td><td style="background-color: #f2f2e6;"></td> </tr> </table>		1982	1983	1984	1985	1986	1987	1988	1989	1990	1991	1992	1993	1994	1995	1996	1997							WEST									
1982	1983	1984	1985	1986	1987	1988	1989	1990	1991	1992	1993	1994	1995	1996	1997																		
						WEST																											

No.	Name	Label	Survey period	Survey frequency
-----	------	-------	---------------	------------------



Wording of question

<p>1988  <b>VII. Design strategies</b>                  1. Compared to our competitors our innovation strategy in the product line XY is characterised</p> <p>- on foreign markets primarily by</p> <ul style="list-style-type: none"> <li>• higher [1]</li> <li>• same [2]</li> <li>• lower [3]</li> </ul> <div style="display: flex; justify-content: space-around; align-items: center;"> <div style="text-align: center;"> <p>prices</p>  </div> <div style="text-align: center;"> <p>quality</p>  </div> </div>	<p>Further information</p>																																
<p>Time span of variable</p> <table border="1" style="width: 100%; text-align: center;"> <tr> <td>1982</td><td>1983</td><td>1984</td><td>1985</td><td>1986</td><td>1987</td><td>1988</td><td>1989</td><td>1990</td><td>1991</td><td>1992</td><td>1993</td><td>1994</td><td>1995</td><td>1996</td><td>1997</td> </tr> <tr> <td></td><td></td><td></td><td></td><td></td><td></td><td style="background-color: #f0f0f0;">WEST</td><td></td><td></td><td></td><td></td><td></td><td></td><td></td><td></td><td></td> </tr> </table>		1982	1983	1984	1985	1986	1987	1988	1989	1990	1991	1992	1993	1994	1995	1996	1997							WEST									
1982	1983	1984	1985	1986	1987	1988	1989	1990	1991	1992	1993	1994	1995	1996	1997																		
						WEST																											

No.	Name	Label	Survey period	Survey frequency
-----	------	-------	---------------	------------------

Wording of question

<p>1988  <b>VII. Design strategies</b>                  2. Our evaluation of our customers' attitude towards</p> <p>- technical innovations</p> <div style="display: flex; justify-content: space-around; align-items: center;"> <div style="text-align: center;"> <p>rather open [1]</p> <input style="width: 40px; height: 20px;" type="text"/> </div> <div style="text-align: center;"> <p>rather reserved [2]</p> <input style="width: 40px; height: 20px;" type="text"/> </div> </div>	<p>Further information</p>																																
<p>Time span of variable</p> <table border="1" style="width: 100%; text-align: center;"> <tr> <td>1982</td><td>1983</td><td>1984</td><td>1985</td><td>1986</td><td>1987</td><td>1988</td><td>1989</td><td>1990</td><td>1991</td><td>1992</td><td>1993</td><td>1994</td><td>1995</td><td>1996</td><td>1997</td> </tr> <tr> <td></td><td></td><td></td><td></td><td></td><td></td><td style="background-color: #f0f0f0;">WEST</td><td></td><td></td><td></td><td></td><td></td><td></td><td></td><td></td><td></td> </tr> </table>		1982	1983	1984	1985	1986	1987	1988	1989	1990	1991	1992	1993	1994	1995	1996	1997							WEST									
1982	1983	1984	1985	1986	1987	1988	1989	1990	1991	1992	1993	1994	1995	1996	1997																		
						WEST																											

No.	Name	Label	Survey period	Survey frequency
-----	------	-------	---------------	------------------

Wording of question

<p>1988  <b>VII. Design strategies</b>                  2. Our evaluation of our customers' attitude towards</p> <p>- technical advancements</p> <div style="display: flex; justify-content: space-around; align-items: center;"> <div style="text-align: center;"> <p>rather open [1]</p> <input style="width: 40px; height: 20px;" type="text"/> </div> <div style="text-align: center;"> <p>rather reserved [2]</p> <input style="width: 40px; height: 20px;" type="text"/> </div> </div>	<p>Further information</p>																																
<p>Time span of variable</p> <table border="1" style="width: 100%; text-align: center;"> <tr> <td>1982</td><td>1983</td><td>1984</td><td>1985</td><td>1986</td><td>1987</td><td>1988</td><td>1989</td><td>1990</td><td>1991</td><td>1992</td><td>1993</td><td>1994</td><td>1995</td><td>1996</td><td>1997</td> </tr> <tr> <td></td><td></td><td></td><td></td><td></td><td></td><td style="background-color: #f0f0f0;">WEST</td><td></td><td></td><td></td><td></td><td></td><td></td><td></td><td></td><td></td> </tr> </table>		1982	1983	1984	1985	1986	1987	1988	1989	1990	1991	1992	1993	1994	1995	1996	1997							WEST									
1982	1983	1984	1985	1986	1987	1988	1989	1990	1991	1992	1993	1994	1995	1996	1997																		
						WEST																											

No.	Name	Label	Survey period	Survey frequency
-----	------	-------	---------------	------------------

3.13.7) ds7

attitude of customers towards formal redesigns

West 1988

once

Wording of question

<p>1988  <b>VII. Design strategies</b>                  2. Our evaluation of our customers' attitude towards</p> <p style="text-align: center;">rather open [1] <input type="text"/>          rather reserved [2] <input type="text"/></p> <p style="text-align: center;">- formal redesigns</p>	<p>Further information</p>																																
<p>Time span of variable</p> <table border="1" style="width: 100%; text-align: center;"> <tr> <td>1982</td><td>1983</td><td>1984</td><td>1985</td><td>1986</td><td>1987</td><td>1988</td><td>1989</td><td>1990</td><td>1991</td><td>1992</td><td>1993</td><td>1994</td><td>1995</td><td>1996</td><td>1997</td> </tr> <tr> <td></td><td></td><td></td><td></td><td></td><td></td><td style="background-color: #4a7ebb; color: white;">WEST</td><td></td><td></td><td></td><td></td><td></td><td></td><td></td><td></td><td></td> </tr> </table>		1982	1983	1984	1985	1986	1987	1988	1989	1990	1991	1992	1993	1994	1995	1996	1997							WEST									
1982	1983	1984	1985	1986	1987	1988	1989	1990	1991	1992	1993	1994	1995	1996	1997																		
						WEST																											

No.	Name	Label	Survey period	Survey frequency
-----	------	-------	---------------	------------------

3.13.8) ds8

attitude of customers towards formal variant developments

West 1988

once

Wording of question

<p>1988  <b>VII. Design strategies</b>                  2. Our evaluation of our customers' attitude towards</p> <p style="text-align: center;">rather open [1] <input type="text"/>          rather reserved [2] <input type="text"/></p> <p style="text-align: center;">- formal variant developments</p>	<p>Further information</p>																																
<p>Time span of variable</p> <table border="1" style="width: 100%; text-align: center;"> <tr> <td>1982</td><td>1983</td><td>1984</td><td>1985</td><td>1986</td><td>1987</td><td>1988</td><td>1989</td><td>1990</td><td>1991</td><td>1992</td><td>1993</td><td>1994</td><td>1995</td><td>1996</td><td>1997</td> </tr> <tr> <td></td><td></td><td></td><td></td><td></td><td></td><td style="background-color: #4a7ebb; color: white;">WEST</td><td></td><td></td><td></td><td></td><td></td><td></td><td></td><td></td><td></td> </tr> </table>		1982	1983	1984	1985	1986	1987	1988	1989	1990	1991	1992	1993	1994	1995	1996	1997							WEST									
1982	1983	1984	1985	1986	1987	1988	1989	1990	1991	1992	1993	1994	1995	1996	1997																		
						WEST																											

No.	Name	Label	Survey period	Survey frequency
-----	------	-------	---------------	------------------

3.13.9) ds9

current importance of design for marketing

West 1988

once

Wording of question

<p>1988  <b>VII. Design strategies</b>                  3. For our company's marketing of XY design has</p> <p style="text-align: center;">currently                          in the future</p> <p style="text-align: center;"> <input type="text"/> <input type="text"/> <input type="text"/>          <input type="text"/> <input type="text"/> <input type="text"/> </p> <p style="text-align: center;">                 - major importance [1]                          - little importance [2]                  - little importance [2]                          - no importance [3]                  - no importance [3]             </p>	<p>Further information</p>																																
<p>Time span of variable</p> <table border="1" style="width: 100%; text-align: center;"> <tr> <td>1982</td><td>1983</td><td>1984</td><td>1985</td><td>1986</td><td>1987</td><td>1988</td><td>1989</td><td>1990</td><td>1991</td><td>1992</td><td>1993</td><td>1994</td><td>1995</td><td>1996</td><td>1997</td> </tr> <tr> <td></td><td></td><td></td><td></td><td></td><td></td><td style="background-color: #4a7ebb; color: white;">WEST</td><td></td><td></td><td></td><td></td><td></td><td></td><td></td><td></td><td></td> </tr> </table>		1982	1983	1984	1985	1986	1987	1988	1989	1990	1991	1992	1993	1994	1995	1996	1997							WEST									
1982	1983	1984	1985	1986	1987	1988	1989	1990	1991	1992	1993	1994	1995	1996	1997																		
						WEST																											

No.	Name	Label	Survey period	Survey frequency
-----	------	-------	---------------	------------------

3.13.10) ds10

future importance of design for marketing

West 1988

once

Wording of question

<p>1988 VII. Design strategies 3. For our company's marketing of XY design has</p> <p style="text-align: center;">currently                      in the future</p> <p style="text-align: center;"> <input type="checkbox"/> <input type="checkbox"/> <input type="checkbox"/>                      <input type="checkbox"/> <input type="checkbox"/> <input type="checkbox"/> </p> <p>- major importance [1] - little importance [2] - no importance [3]</p>	Further information																																
Time span of variable																																	
<table border="1" style="width: 100%; text-align: center;"> <tr> <td>1982</td><td>1983</td><td>1984</td><td>1985</td><td>1986</td><td>1987</td><td>1988</td><td>1989</td><td>1990</td><td>1991</td><td>1992</td><td>1993</td><td>1994</td><td>1995</td><td>1996</td><td>1997</td> </tr> <tr> <td style="background-color: #e6e6e6;"></td><td style="background-color: #e6e6e6;"></td><td style="background-color: #e6e6e6;"></td><td style="background-color: #e6e6e6;"></td><td style="background-color: #e6e6e6;"></td><td style="background-color: #e6e6e6;"></td><td style="background-color: #e6e6e6;">WEST</td><td style="background-color: #e6e6e6;"></td><td style="background-color: #e6e6e6;"></td><td style="background-color: #e6e6e6;"></td><td style="background-color: #e6e6e6;"></td><td style="background-color: #e6e6e6;"></td><td style="background-color: #e6e6e6;"></td><td style="background-color: #e6e6e6;"></td><td style="background-color: #e6e6e6;"></td><td style="background-color: #e6e6e6;"></td> </tr> </table>		1982	1983	1984	1985	1986	1987	1988	1989	1990	1991	1992	1993	1994	1995	1996	1997							WEST									
1982	1983	1984	1985	1986	1987	1988	1989	1990	1991	1992	1993	1994	1995	1996	1997																		
						WEST																											

No.	Name	Label	Survey period	Survey frequency
-----	------	-------	---------------	------------------

3.13.11) ds11

design activities directed at industrial design

West 1988

once

Wording of question

<p>1988 VII. Design strategies 4. In the product line XY our design activities are directed at</p> <p style="text-align: center;">yes [1]                      no [2]</p> <p style="text-align: center;"> <input type="checkbox"/>                      <input type="checkbox"/> </p> <p>- Industrial design</p>	Further information																																
Time span of variable																																	
<table border="1" style="width: 100%; text-align: center;"> <tr> <td>1982</td><td>1983</td><td>1984</td><td>1985</td><td>1986</td><td>1987</td><td>1988</td><td>1989</td><td>1990</td><td>1991</td><td>1992</td><td>1993</td><td>1994</td><td>1995</td><td>1996</td><td>1997</td> </tr> <tr> <td style="background-color: #e6e6e6;"></td><td style="background-color: #e6e6e6;"></td><td style="background-color: #e6e6e6;"></td><td style="background-color: #e6e6e6;"></td><td style="background-color: #e6e6e6;"></td><td style="background-color: #e6e6e6;"></td><td style="background-color: #e6e6e6;">WEST</td><td style="background-color: #e6e6e6;"></td><td style="background-color: #e6e6e6;"></td><td style="background-color: #e6e6e6;"></td><td style="background-color: #e6e6e6;"></td><td style="background-color: #e6e6e6;"></td><td style="background-color: #e6e6e6;"></td><td style="background-color: #e6e6e6;"></td><td style="background-color: #e6e6e6;"></td><td style="background-color: #e6e6e6;"></td> </tr> </table>		1982	1983	1984	1985	1986	1987	1988	1989	1990	1991	1992	1993	1994	1995	1996	1997							WEST									
1982	1983	1984	1985	1986	1987	1988	1989	1990	1991	1992	1993	1994	1995	1996	1997																		
						WEST																											

No.	Name	Label	Survey period	Survey frequency
-----	------	-------	---------------	------------------

3.13.12) ds12

design activities directed at communicational design

West 1988

once

Wording of question

<p>1988 VII. Design strategies 4. In the product line XY our design activities are directed at</p> <p style="text-align: center;">yes [1]                      no [2]</p> <p style="text-align: center;"> <input type="checkbox"/>                      <input type="checkbox"/> </p> <p>- communicational design</p>	Further information																																
Time span of variable																																	
<table border="1" style="width: 100%; text-align: center;"> <tr> <td>1982</td><td>1983</td><td>1984</td><td>1985</td><td>1986</td><td>1987</td><td>1988</td><td>1989</td><td>1990</td><td>1991</td><td>1992</td><td>1993</td><td>1994</td><td>1995</td><td>1996</td><td>1997</td> </tr> <tr> <td style="background-color: #e6e6e6;"></td><td style="background-color: #e6e6e6;"></td><td style="background-color: #e6e6e6;"></td><td style="background-color: #e6e6e6;"></td><td style="background-color: #e6e6e6;"></td><td style="background-color: #e6e6e6;"></td><td style="background-color: #e6e6e6;">WEST</td><td style="background-color: #e6e6e6;"></td><td style="background-color: #e6e6e6;"></td><td style="background-color: #e6e6e6;"></td><td style="background-color: #e6e6e6;"></td><td style="background-color: #e6e6e6;"></td><td style="background-color: #e6e6e6;"></td><td style="background-color: #e6e6e6;"></td><td style="background-color: #e6e6e6;"></td><td style="background-color: #e6e6e6;"></td> </tr> </table>		1982	1983	1984	1985	1986	1987	1988	1989	1990	1991	1992	1993	1994	1995	1996	1997							WEST									
1982	1983	1984	1985	1986	1987	1988	1989	1990	1991	1992	1993	1994	1995	1996	1997																		
						WEST																											

No.	Name	Label	Survey period	Survey frequency
-----	------	-------	---------------	------------------

3.13.13) ds13

design activities directed at product packaging

West 1988

once

Wording of question

<p>1988</p> <p><b>VII. Design strategies</b></p> <p>4. In the product line XY our design activities are directed at</p> <p style="text-align: center;">- product packaging</p> <p style="text-align: right;">yes [1] <input type="checkbox"/>      no [2] <input type="checkbox"/></p>	<p>Further information</p>																																
<p>Time span of variable</p> <table border="1" style="width: 100%; text-align: center;"> <tr> <td>1982</td><td>1983</td><td>1984</td><td>1985</td><td>1986</td><td>1987</td><td>1988</td><td>1989</td><td>1990</td><td>1991</td><td>1992</td><td>1993</td><td>1994</td><td>1995</td><td>1996</td><td>1997</td> </tr> <tr> <td></td><td></td><td></td><td></td><td></td><td></td><td style="background-color: #003366; color: white;">WEST</td><td></td><td></td><td></td><td></td><td></td><td></td><td></td><td></td><td></td> </tr> </table>		1982	1983	1984	1985	1986	1987	1988	1989	1990	1991	1992	1993	1994	1995	1996	1997							WEST									
1982	1983	1984	1985	1986	1987	1988	1989	1990	1991	1992	1993	1994	1995	1996	1997																		
						WEST																											

No.	Name	Label	Survey period	Survey frequency
-----	------	-------	---------------	------------------

3.13.14) ds14

design activities directed at other design

West 1988

once

Wording of question

<p>1988</p> <p><b>VII. Design strategies</b></p> <p>4. In the product line XY our design activities are directed at</p> <p style="text-align: center;">- other design</p> <p style="text-align: right;">yes [1] <input type="checkbox"/>      no [2] <input type="checkbox"/></p>	<p>Further information</p>																																
<p>Time span of variable</p> <table border="1" style="width: 100%; text-align: center;"> <tr> <td>1982</td><td>1983</td><td>1984</td><td>1985</td><td>1986</td><td>1987</td><td>1988</td><td>1989</td><td>1990</td><td>1991</td><td>1992</td><td>1993</td><td>1994</td><td>1995</td><td>1996</td><td>1997</td> </tr> <tr> <td></td><td></td><td></td><td></td><td></td><td></td><td style="background-color: #003366; color: white;">WEST</td><td></td><td></td><td></td><td></td><td></td><td></td><td></td><td></td><td></td> </tr> </table>		1982	1983	1984	1985	1986	1987	1988	1989	1990	1991	1992	1993	1994	1995	1996	1997							WEST									
1982	1983	1984	1985	1986	1987	1988	1989	1990	1991	1992	1993	1994	1995	1996	1997																		
						WEST																											

No.	Name	Label	Survey period	Survey frequency
-----	------	-------	---------------	------------------

3.13.15) ds15

design tasks are solved by designers (internal)

West 1988

once

Wording of question

<p>1988</p> <p><b>VII. Design strategies</b></p> <p>4. In the product line XY our design activities are directed at</p> <ul style="list-style-type: none"> <li>- Industrial design</li> <li>- communicational design</li> <li>- product packaging</li> <li>- other design</li> </ul> <p style="text-align: center;">yes <input type="checkbox"/>      no <input type="checkbox"/></p> <p><b>If yes:</b> design tasks are solved</p> <ul style="list-style-type: none"> <li>- company internal</li> <li>    • by professional designers</li> </ul> <p style="text-align: center;">always [1] <input type="checkbox"/>      occasionally [2] <input type="checkbox"/></p>	<p>Further information</p>																																
<p>Time span of variable</p> <table border="1" style="width: 100%; text-align: center;"> <tr> <td>1982</td><td>1983</td><td>1984</td><td>1985</td><td>1986</td><td>1987</td><td>1988</td><td>1989</td><td>1990</td><td>1991</td><td>1992</td><td>1993</td><td>1994</td><td>1995</td><td>1996</td><td>1997</td> </tr> <tr> <td></td><td></td><td></td><td></td><td></td><td></td><td style="background-color: #003366; color: white;">WEST</td><td></td><td></td><td></td><td></td><td></td><td></td><td></td><td></td><td></td> </tr> </table>		1982	1983	1984	1985	1986	1987	1988	1989	1990	1991	1992	1993	1994	1995	1996	1997							WEST									
1982	1983	1984	1985	1986	1987	1988	1989	1990	1991	1992	1993	1994	1995	1996	1997																		
						WEST																											

No.	Name	Label	Survey period	Survey frequency
-----	------	-------	---------------	------------------

3.13.16) ds16

design tasks are solved by other employees (internal)

West 1988

once

Wording of question

<p>1988</p> <p><b>VII. Design strategies</b></p> <p>4. In the product line XY our design activities are directed at</p> <ul style="list-style-type: none"> <li>- Industrial design</li> <li>- communicational design</li> <li>- product packaging</li> <li>- other design</li> </ul> <p><b>If yes:</b> design tasks are solved</p> <ul style="list-style-type: none"> <li>- company internal             <ul style="list-style-type: none"> <li>• by other employees</li> </ul> </li> </ul>	<p>yes</p> <div style="border: 1px solid black; width: 30px; height: 30px; background-color: #cccccc; margin: 5px;"></div>	<p>no</p> <div style="border: 1px solid black; width: 30px; height: 30px; background-color: #cccccc; margin: 5px;"></div>	<p>always [1]</p> <div style="border: 1px solid black; width: 30px; height: 15px; margin: 5px;"></div>	<p>occasionally [2]</p> <div style="border: 1px solid black; width: 30px; height: 15px; margin: 5px;"></div>	<p>Further information</p>										
<p>Time span of variable</p>															
1982	1983	1984	1985	1986	1987	1988	1989	1990	1991	1992	1993	1994	1995	1996	1997
					WEST										

No.	Name	Label	Survey period	Survey frequency
-----	------	-------	---------------	------------------

3.13.17) ds17

design tasks are solved by freelance designers (external)

West 1988

once

Wording of question

<p>1988</p> <p><b>VII. Design strategies</b></p> <p>4. In the product line XY our design activities are directed at</p> <ul style="list-style-type: none"> <li>- Industrial design</li> <li>- communicational design</li> <li>- product packaging</li> <li>- other design</li> </ul> <p><b>If yes:</b> design tasks are solved</p> <ul style="list-style-type: none"> <li>- company external             <ul style="list-style-type: none"> <li>• by freelance designers</li> </ul> </li> </ul>	<p>yes</p> <div style="border: 1px solid black; width: 30px; height: 30px; background-color: #cccccc; margin: 5px;"></div>	<p>no</p> <div style="border: 1px solid black; width: 30px; height: 30px; background-color: #cccccc; margin: 5px;"></div>	<p>always [1]</p> <div style="border: 1px solid black; width: 30px; height: 15px; margin: 5px;"></div>	<p>occasionally [2]</p> <div style="border: 1px solid black; width: 30px; height: 15px; margin: 5px;"></div>	<p>Further information</p>										
<p>Time span of variable</p>															
1982	1983	1984	1985	1986	1987	1988	1989	1990	1991	1992	1993	1994	1995	1996	1997
					WEST										

No.	Name	Label	Survey period	Survey frequency
-----	------	-------	---------------	------------------

3.13.18) ds18

design tasks are solved by design agencies (external)

West 1988

once

Wording of question

<p>1988</p> <p><b>VII. Design strategies</b></p> <p>4. In the product line XY our design activities are directed at</p> <ul style="list-style-type: none"> <li>- Industrial design</li> <li>- communicational design</li> <li>- product packaging</li> <li>- other design</li> </ul> <p><b>If yes:</b> design tasks are solved</p> <ul style="list-style-type: none"> <li>- company external             <ul style="list-style-type: none"> <li>• by design agencies</li> </ul> </li> </ul>	<p>yes</p> <div style="border: 1px solid black; width: 30px; height: 30px; background-color: #cccccc; margin: 5px;"></div>	<p>no</p> <div style="border: 1px solid black; width: 30px; height: 30px; background-color: #cccccc; margin: 5px;"></div>	<p>always [1]</p> <div style="border: 1px solid black; width: 30px; height: 15px; margin: 5px;"></div>	<p>occasionally [2]</p> <div style="border: 1px solid black; width: 30px; height: 15px; margin: 5px;"></div>	<p>Further information</p>										
<p>Time span of variable</p>															
1982	1983	1984	1985	1986	1987	1988	1989	1990	1991	1992	1993	1994	1995	1996	1997
					WEST										

No.	Name	Label	Survey period	Survey frequency
-----	------	-------	---------------	------------------

3.13.19) ds19

design tasks are solved by consulting engineers (external)

West 1988

once

Wording of question

1988  
**VII. Design strategies**  
 4. In the product line XY our design activities are directed at

- Industrial design
- communicational design
- product packaging
- other design


yes
no

**If yes:**  
 design tasks are solved

- company external
  - by consulting engineers

always [1]
occasionally [2]

Time span of variable



No.	Name	Label	Survey period	Survey frequency
-----	------	-------	---------------	------------------

3.13.20) ds20

design tasks are solved by advertising agencies (external)

West 1988

once

Wording of question

1988  
**VII. Design strategies**  
 4. In the product line XY our design activities are directed at

- Industrial design
- communicational design
- product packaging
- other design


yes
no

**If yes:**  
 design tasks are solved

- company external
  - by advertising agencies etc.

always [1]
occasionally [2]

Time span of variable



3.14 Marketing strategies in the '90s

No.	Name	Label	Survey period	Survey frequency
-----	------	-------	---------------	------------------

3.14.1) ms90j1

change in sales sit. due to competitors from West Germany

West 1989

once

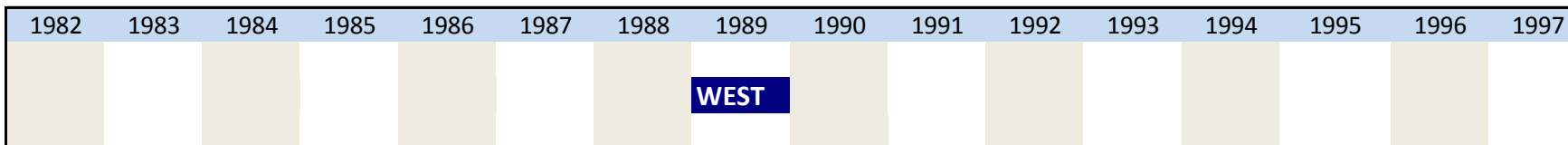
Wording of question

1989  
**VIII. Marketing strategies in the '90s**  
 In above mentioned product line  
 1. our sales situation will change due to competitors from

- West Germany

crucially[1]
slightly[2]
not at all[3]

Time span of variable



No.	Name	Label	Survey period	Survey frequency
-----	------	-------	---------------	------------------

3.14.2) ms90j2

change in sales sit. due to competitors from East Germany

West 1989

once

Wording of question

1989 <b>VIII. Marketing strategies in the '90s</b> In above mentioned product line 1. our sales situation will change due to competitors from - East Germany <div style="display: flex; justify-content: space-around; margin-top: 10px;"> <span>crucially[1] <input type="text"/></span> <span>slightly[2] <input type="text"/></span> <span>not at all[3] <input type="text"/></span> </div>	Further information																																
Time span of variable																																	
<table border="1" style="width: 100%; text-align: center;"> <tr> <td>1982</td><td>1983</td><td>1984</td><td>1985</td><td>1986</td><td>1987</td><td>1988</td><td>1989</td><td>1990</td><td>1991</td><td>1992</td><td>1993</td><td>1994</td><td>1995</td><td>1996</td><td>1997</td> </tr> <tr> <td style="background-color: #f2f2f2;"></td><td style="background-color: #f2f2f2;"></td><td style="background-color: #f2f2f2;"></td><td style="background-color: #f2f2f2;"></td><td style="background-color: #f2f2f2;"></td><td style="background-color: #f2f2f2;"></td><td style="background-color: #f2f2f2;"></td><td style="background-color: #000080; color: white;">WEST</td><td style="background-color: #f2f2f2;"></td><td style="background-color: #f2f2f2;"></td><td style="background-color: #f2f2f2;"></td><td style="background-color: #f2f2f2;"></td><td style="background-color: #f2f2f2;"></td><td style="background-color: #f2f2f2;"></td><td style="background-color: #f2f2f2;"></td><td style="background-color: #f2f2f2;"></td> </tr> </table>		1982	1983	1984	1985	1986	1987	1988	1989	1990	1991	1992	1993	1994	1995	1996	1997								WEST								
1982	1983	1984	1985	1986	1987	1988	1989	1990	1991	1992	1993	1994	1995	1996	1997																		
							WEST																										

No.	Name	Label	Survey period	Survey frequency
-----	------	-------	---------------	------------------

3.14.3) ms90j3

change in sales sit. due to competitors from EC and western Europe

West 1989

once

Wording of question

1989 <b>VIII. Marketing strategies in the '90s</b> In above mentioned product line 1. our sales situation will change due to competitors from - EC and western Europe <div style="display: flex; justify-content: space-around; margin-top: 10px;"> <span>crucially[1] <input type="text"/></span> <span>slightly[2] <input type="text"/></span> <span>not at all[3] <input type="text"/></span> </div>	Further information																																
Time span of variable																																	
<table border="1" style="width: 100%; text-align: center;"> <tr> <td>1982</td><td>1983</td><td>1984</td><td>1985</td><td>1986</td><td>1987</td><td>1988</td><td>1989</td><td>1990</td><td>1991</td><td>1992</td><td>1993</td><td>1994</td><td>1995</td><td>1996</td><td>1997</td> </tr> <tr> <td style="background-color: #f2f2f2;"></td><td style="background-color: #f2f2f2;"></td><td style="background-color: #f2f2f2;"></td><td style="background-color: #f2f2f2;"></td><td style="background-color: #f2f2f2;"></td><td style="background-color: #f2f2f2;"></td><td style="background-color: #f2f2f2;"></td><td style="background-color: #000080; color: white;">WEST</td><td style="background-color: #f2f2f2;"></td><td style="background-color: #f2f2f2;"></td><td style="background-color: #f2f2f2;"></td><td style="background-color: #f2f2f2;"></td><td style="background-color: #f2f2f2;"></td><td style="background-color: #f2f2f2;"></td><td style="background-color: #f2f2f2;"></td><td style="background-color: #f2f2f2;"></td> </tr> </table>		1982	1983	1984	1985	1986	1987	1988	1989	1990	1991	1992	1993	1994	1995	1996	1997								WEST								
1982	1983	1984	1985	1986	1987	1988	1989	1990	1991	1992	1993	1994	1995	1996	1997																		
							WEST																										

No.	Name	Label	Survey period	Survey frequency
-----	------	-------	---------------	------------------

3.14.4) ms90j4

change in sales sit. due to competitors from eastern Europe

West 1989

once

Wording of question

1989 <b>VIII. Marketing strategies in the '90s</b> In above mentioned product line 1. our sales situation will change due to competitors from - eastern Europe <div style="display: flex; justify-content: space-around; margin-top: 10px;"> <span>crucially[1] <input type="text"/></span> <span>slightly[2] <input type="text"/></span> <span>not at all[3] <input type="text"/></span> </div>	Further information																																
Time span of variable																																	
<table border="1" style="width: 100%; text-align: center;"> <tr> <td>1982</td><td>1983</td><td>1984</td><td>1985</td><td>1986</td><td>1987</td><td>1988</td><td>1989</td><td>1990</td><td>1991</td><td>1992</td><td>1993</td><td>1994</td><td>1995</td><td>1996</td><td>1997</td> </tr> <tr> <td style="background-color: #f2f2f2;"></td><td style="background-color: #f2f2f2;"></td><td style="background-color: #f2f2f2;"></td><td style="background-color: #f2f2f2;"></td><td style="background-color: #f2f2f2;"></td><td style="background-color: #f2f2f2;"></td><td style="background-color: #f2f2f2;"></td><td style="background-color: #000080; color: white;">WEST</td><td style="background-color: #f2f2f2;"></td><td style="background-color: #f2f2f2;"></td><td style="background-color: #f2f2f2;"></td><td style="background-color: #f2f2f2;"></td><td style="background-color: #f2f2f2;"></td><td style="background-color: #f2f2f2;"></td><td style="background-color: #f2f2f2;"></td><td style="background-color: #f2f2f2;"></td> </tr> </table>		1982	1983	1984	1985	1986	1987	1988	1989	1990	1991	1992	1993	1994	1995	1996	1997								WEST								
1982	1983	1984	1985	1986	1987	1988	1989	1990	1991	1992	1993	1994	1995	1996	1997																		
							WEST																										

No.	Name	Label	Survey period	Survey frequency
-----	------	-------	---------------	------------------

3.14.5) ms90j5

change in sales sit. due to competitors from the US

West 1989

once

Wording of question

1989 <b>VIII. Marketing strategies in the '90s</b> In above mentioned product line 1. our sales situation will change due to competitors from - USA <div style="display: flex; justify-content: space-around; margin-top: 10px;"> <span>crucially[1] <input type="text"/></span> <span>slightly[2] <input type="text"/></span> <span>not at all[3] <input type="text"/></span> </div>	Further information																																
Time span of variable																																	
<table border="1" style="width: 100%; text-align: center;"> <tr> <td>1982</td><td>1983</td><td>1984</td><td>1985</td><td>1986</td><td>1987</td><td>1988</td><td>1989</td><td>1990</td><td>1991</td><td>1992</td><td>1993</td><td>1994</td><td>1995</td><td>1996</td><td>1997</td> </tr> <tr> <td style="background-color: #f2f2f2;"></td><td style="background-color: #f2f2f2;"></td><td style="background-color: #f2f2f2;"></td><td style="background-color: #f2f2f2;"></td><td style="background-color: #f2f2f2;"></td><td style="background-color: #f2f2f2;"></td><td style="background-color: #f2f2f2;"></td><td style="background-color: #000080; color: white;">WEST</td><td style="background-color: #f2f2f2;"></td><td style="background-color: #f2f2f2;"></td><td style="background-color: #f2f2f2;"></td><td style="background-color: #f2f2f2;"></td><td style="background-color: #f2f2f2;"></td><td style="background-color: #f2f2f2;"></td><td style="background-color: #f2f2f2;"></td><td style="background-color: #f2f2f2;"></td> </tr> </table>		1982	1983	1984	1985	1986	1987	1988	1989	1990	1991	1992	1993	1994	1995	1996	1997								WEST								
1982	1983	1984	1985	1986	1987	1988	1989	1990	1991	1992	1993	1994	1995	1996	1997																		
							WEST																										

No.	Name	Label	Survey period	Survey frequency
-----	------	-------	---------------	------------------

3.14.6) ms90j6

change in sales sit. due to competitors from Japan

West 1989

once

Wording of question

<p>1989</p> <p><b>VIII. Marketing strategies in the '90s</b></p> <p>In above mentioned product line</p> <p>1. our sales situation will change due to competitors from</p> <p style="text-align: center;">crucially[1]      slightly[2]      not at all[3]</p> <p style="text-align: center;">- Japan                      <input type="text"/>                      <input type="text"/>                      <input type="text"/></p>	Further information																																
Time span of variable																																	
<table border="1" style="width: 100%; text-align: center;"> <tr> <td>1982</td><td>1983</td><td>1984</td><td>1985</td><td>1986</td><td>1987</td><td>1988</td><td>1989</td><td>1990</td><td>1991</td><td>1992</td><td>1993</td><td>1994</td><td>1995</td><td>1996</td><td>1997</td> </tr> <tr> <td style="background-color: #e6e6e6;"></td><td style="background-color: #e6e6e6;"></td><td style="background-color: #e6e6e6;"></td><td style="background-color: #e6e6e6;"></td><td style="background-color: #e6e6e6;"></td><td style="background-color: #e6e6e6;"></td><td style="background-color: #e6e6e6;"></td><td style="background-color: #000080; color: white;">WEST</td><td style="background-color: #e6e6e6;"></td><td style="background-color: #e6e6e6;"></td><td style="background-color: #e6e6e6;"></td><td style="background-color: #e6e6e6;"></td><td style="background-color: #e6e6e6;"></td><td style="background-color: #e6e6e6;"></td><td style="background-color: #e6e6e6;"></td><td style="background-color: #e6e6e6;"></td> </tr> </table>		1982	1983	1984	1985	1986	1987	1988	1989	1990	1991	1992	1993	1994	1995	1996	1997								WEST								
1982	1983	1984	1985	1986	1987	1988	1989	1990	1991	1992	1993	1994	1995	1996	1997																		
							WEST																										

No.	Name	Label	Survey period	Survey frequency
-----	------	-------	---------------	------------------

3.14.7) ms90j7

change in sales sit. due to competitors from emerging econ. in Southeast Asia

West 1989

once

Wording of question

<p>1989</p> <p><b>VIII. Marketing strategies in the '90s</b></p> <p>In above mentioned product line</p> <p>1. our sales situation will change due to competitors from</p> <p style="text-align: center;">crucially[1]      slightly[2]      not at all[3]</p> <p style="text-align: center;">- emerging economies in Southeast Asia                      <input type="text"/>                      <input type="text"/>                      <input type="text"/></p>	Further information																																
Time span of variable																																	
<table border="1" style="width: 100%; text-align: center;"> <tr> <td>1982</td><td>1983</td><td>1984</td><td>1985</td><td>1986</td><td>1987</td><td>1988</td><td>1989</td><td>1990</td><td>1991</td><td>1992</td><td>1993</td><td>1994</td><td>1995</td><td>1996</td><td>1997</td> </tr> <tr> <td style="background-color: #e6e6e6;"></td><td style="background-color: #e6e6e6;"></td><td style="background-color: #e6e6e6;"></td><td style="background-color: #e6e6e6;"></td><td style="background-color: #e6e6e6;"></td><td style="background-color: #e6e6e6;"></td><td style="background-color: #e6e6e6;"></td><td style="background-color: #000080; color: white;">WEST</td><td style="background-color: #e6e6e6;"></td><td style="background-color: #e6e6e6;"></td><td style="background-color: #e6e6e6;"></td><td style="background-color: #e6e6e6;"></td><td style="background-color: #e6e6e6;"></td><td style="background-color: #e6e6e6;"></td><td style="background-color: #e6e6e6;"></td><td style="background-color: #e6e6e6;"></td> </tr> </table>		1982	1983	1984	1985	1986	1987	1988	1989	1990	1991	1992	1993	1994	1995	1996	1997								WEST								
1982	1983	1984	1985	1986	1987	1988	1989	1990	1991	1992	1993	1994	1995	1996	1997																		
							WEST																										

No.	Name	Label	Survey period	Survey frequency
-----	------	-------	---------------	------------------

3.14.8) ms90j8

necessary reaction to competitors: low prices

West 1989

once

Wording of question

<p>1989</p> <p><b>VIII. Marketing strategies in the '90s</b></p> <p>In above mentioned product line</p> <p>2. Our sales or marketing policy has to react to</p> <p style="text-align: center;">crucially[1]      slightly[2]      not at all[3]</p> <p style="text-align: center;">- the competitors with regards to</p> <p style="text-align: center;">• lower prices                      <input type="text"/>                      <input type="text"/>                      <input type="text"/></p>	Further information																																
Time span of variable																																	
<table border="1" style="width: 100%; text-align: center;"> <tr> <td>1982</td><td>1983</td><td>1984</td><td>1985</td><td>1986</td><td>1987</td><td>1988</td><td>1989</td><td>1990</td><td>1991</td><td>1992</td><td>1993</td><td>1994</td><td>1995</td><td>1996</td><td>1997</td> </tr> <tr> <td style="background-color: #e6e6e6;"></td><td style="background-color: #e6e6e6;"></td><td style="background-color: #e6e6e6;"></td><td style="background-color: #e6e6e6;"></td><td style="background-color: #e6e6e6;"></td><td style="background-color: #e6e6e6;"></td><td style="background-color: #e6e6e6;"></td><td style="background-color: #000080; color: white;">WEST</td><td style="background-color: #e6e6e6;"></td><td style="background-color: #e6e6e6;"></td><td style="background-color: #e6e6e6;"></td><td style="background-color: #e6e6e6;"></td><td style="background-color: #e6e6e6;"></td><td style="background-color: #e6e6e6;"></td><td style="background-color: #e6e6e6;"></td><td style="background-color: #e6e6e6;"></td> </tr> </table>		1982	1983	1984	1985	1986	1987	1988	1989	1990	1991	1992	1993	1994	1995	1996	1997								WEST								
1982	1983	1984	1985	1986	1987	1988	1989	1990	1991	1992	1993	1994	1995	1996	1997																		
							WEST																										

No.	Name	Label	Survey period	Survey frequency
-----	------	-------	---------------	------------------



3.14.9) ms90j9

necessary reaction to competitors: higher product quality

West 1989

once

Wording of question

<p>1989</p> <p><b>VIII. Marketing strategies in the '90s</b></p> <p>In above mentioned product line</p> <p>2. Our sales or marketing policy has to react to</p> <p style="padding-left: 40px;">- the competitors with regards to</p> <p style="padding-left: 80px;">             crucially[1]      slightly[2]      not at all[3]         </p> <p style="padding-left: 40px;">• higher product quality</p> <p style="text-align: center;"> <input type="text"/>      <input type="text"/>      <input type="text"/> </p>	<p>Further information</p>																																
<p>Time span of variable</p> <table border="1" style="width: 100%; text-align: center;"> <tr> <td>1982</td><td>1983</td><td>1984</td><td>1985</td><td>1986</td><td>1987</td><td>1988</td><td>1989</td><td>1990</td><td>1991</td><td>1992</td><td>1993</td><td>1994</td><td>1995</td><td>1996</td><td>1997</td> </tr> <tr> <td style="background-color: #e6e6e6;"></td><td style="background-color: #e6e6e6;"></td><td style="background-color: #e6e6e6;"></td><td style="background-color: #e6e6e6;"></td><td style="background-color: #e6e6e6;"></td><td style="background-color: #e6e6e6;"></td><td style="background-color: #e6e6e6;"></td><td style="background-color: #000080; color: white;">WEST</td><td style="background-color: #e6e6e6;"></td><td style="background-color: #e6e6e6;"></td><td style="background-color: #e6e6e6;"></td><td style="background-color: #e6e6e6;"></td><td style="background-color: #e6e6e6;"></td><td style="background-color: #e6e6e6;"></td><td style="background-color: #e6e6e6;"></td><td style="background-color: #e6e6e6;"></td> </tr> </table>		1982	1983	1984	1985	1986	1987	1988	1989	1990	1991	1992	1993	1994	1995	1996	1997								WEST								
1982	1983	1984	1985	1986	1987	1988	1989	1990	1991	1992	1993	1994	1995	1996	1997																		
							WEST																										

No.	Name	Label	Survey period	Survey frequency
-----	------	-------	---------------	------------------

3.14.10) ms90j10

necessary reaction to competitors: product innovations

West 1989

once

Wording of question

<p>1989</p> <p><b>VIII. Marketing strategies in the '90s</b></p> <p>In above mentioned product line</p> <p>2. Our sales or marketing policy has to react to</p> <p style="padding-left: 40px;">- the competitors with regards to</p> <p style="padding-left: 80px;">             crucially[1]      slightly[2]      not at all[3]         </p> <p style="padding-left: 40px;">• product innovations</p> <p style="text-align: center;"> <input type="text"/>      <input type="text"/>      <input type="text"/> </p>	<p>Further information</p>																																
<p>Time span of variable</p> <table border="1" style="width: 100%; text-align: center;"> <tr> <td>1982</td><td>1983</td><td>1984</td><td>1985</td><td>1986</td><td>1987</td><td>1988</td><td>1989</td><td>1990</td><td>1991</td><td>1992</td><td>1993</td><td>1994</td><td>1995</td><td>1996</td><td>1997</td> </tr> <tr> <td style="background-color: #e6e6e6;"></td><td style="background-color: #e6e6e6;"></td><td style="background-color: #e6e6e6;"></td><td style="background-color: #e6e6e6;"></td><td style="background-color: #e6e6e6;"></td><td style="background-color: #e6e6e6;"></td><td style="background-color: #e6e6e6;"></td><td style="background-color: #000080; color: white;">WEST</td><td style="background-color: #e6e6e6;"></td><td style="background-color: #e6e6e6;"></td><td style="background-color: #e6e6e6;"></td><td style="background-color: #e6e6e6;"></td><td style="background-color: #e6e6e6;"></td><td style="background-color: #e6e6e6;"></td><td style="background-color: #e6e6e6;"></td><td style="background-color: #e6e6e6;"></td> </tr> </table>		1982	1983	1984	1985	1986	1987	1988	1989	1990	1991	1992	1993	1994	1995	1996	1997								WEST								
1982	1983	1984	1985	1986	1987	1988	1989	1990	1991	1992	1993	1994	1995	1996	1997																		
							WEST																										

No.	Name	Label	Survey period	Survey frequency
-----	------	-------	---------------	------------------

3.14.11) ms90j11

necessary reaction to competitors: services

West 1989

once

Wording of question

<p>1989</p> <p><b>VIII. Marketing strategies in the '90s</b></p> <p>In above mentioned product line</p> <p>2. Our sales or marketing policy has to react to</p> <p style="padding-left: 40px;">- the competitors with regards to</p> <p style="padding-left: 80px;">             crucially[1]      slightly[2]      not at all[3]         </p> <p style="padding-left: 40px;">• services</p> <p style="text-align: center;"> <input type="text"/>      <input type="text"/>      <input type="text"/> </p>	<p>Further information</p>																																
<p>Time span of variable</p> <table border="1" style="width: 100%; text-align: center;"> <tr> <td>1982</td><td>1983</td><td>1984</td><td>1985</td><td>1986</td><td>1987</td><td>1988</td><td>1989</td><td>1990</td><td>1991</td><td>1992</td><td>1993</td><td>1994</td><td>1995</td><td>1996</td><td>1997</td> </tr> <tr> <td style="background-color: #e6e6e6;"></td><td style="background-color: #e6e6e6;"></td><td style="background-color: #e6e6e6;"></td><td style="background-color: #e6e6e6;"></td><td style="background-color: #e6e6e6;"></td><td style="background-color: #e6e6e6;"></td><td style="background-color: #e6e6e6;"></td><td style="background-color: #000080; color: white;">WEST</td><td style="background-color: #e6e6e6;"></td><td style="background-color: #e6e6e6;"></td><td style="background-color: #e6e6e6;"></td><td style="background-color: #e6e6e6;"></td><td style="background-color: #e6e6e6;"></td><td style="background-color: #e6e6e6;"></td><td style="background-color: #e6e6e6;"></td><td style="background-color: #e6e6e6;"></td> </tr> </table>		1982	1983	1984	1985	1986	1987	1988	1989	1990	1991	1992	1993	1994	1995	1996	1997								WEST								
1982	1983	1984	1985	1986	1987	1988	1989	1990	1991	1992	1993	1994	1995	1996	1997																		
							WEST																										

No.	Name	Label	Survey period	Survey frequency
-----	------	-------	---------------	------------------

3.14.12) ms90j12

necessary reaction to competitors: distribution channel strategies

West 1989

once

Wording of question

<p>1989</p> <p><b>VIII. Marketing strategies in the '90s</b></p> <p>In above mentioned product line</p> <p>2. Our sales or marketing policy has to react to</p> <p style="margin-left: 40px;">- the competitors with regards to</p> <p style="margin-left: 80px;">crucially[1]      slightly[2]      not at all[3]</p> <p style="margin-left: 40px;">• distribution channel strategies</p> <div style="display: flex; justify-content: space-around; margin-top: 10px;"> <input type="text"/> <input type="text"/> <input type="text"/> </div>	<p>Further information</p>																																
<p>Time span of variable</p>																																	
<table border="1" style="width: 100%; text-align: center;"> <tr> <td>1982</td><td>1983</td><td>1984</td><td>1985</td><td>1986</td><td>1987</td><td>1988</td><td>1989</td><td>1990</td><td>1991</td><td>1992</td><td>1993</td><td>1994</td><td>1995</td><td>1996</td><td>1997</td> </tr> <tr> <td style="background-color: #e6e6e6;"></td><td style="background-color: #e6e6e6;"></td><td style="background-color: #e6e6e6;"></td><td style="background-color: #e6e6e6;"></td><td style="background-color: #e6e6e6;"></td><td style="background-color: #e6e6e6;"></td><td style="background-color: #e6e6e6;"></td><td style="background-color: #e6e6e6;">WEST</td><td style="background-color: #e6e6e6;"></td><td style="background-color: #e6e6e6;"></td><td style="background-color: #e6e6e6;"></td><td style="background-color: #e6e6e6;"></td><td style="background-color: #e6e6e6;"></td><td style="background-color: #e6e6e6;"></td><td style="background-color: #e6e6e6;"></td><td style="background-color: #e6e6e6;"></td> </tr> </table>		1982	1983	1984	1985	1986	1987	1988	1989	1990	1991	1992	1993	1994	1995	1996	1997								WEST								
1982	1983	1984	1985	1986	1987	1988	1989	1990	1991	1992	1993	1994	1995	1996	1997																		
							WEST																										

No.	Name	Label	Survey period	Survey frequency
-----	------	-------	---------------	------------------

3.14.13) ms90j13

necessary reaction to competitors: advertisement/sales promotion

West 1989

once

Wording of question

<p>1989</p> <p><b>VIII. Marketing strategies in the '90s</b></p> <p>In above mentioned product line</p> <p>2. Our sales or marketing policy has to react to</p> <p style="margin-left: 40px;">- the competitors with regards to</p> <p style="margin-left: 80px;">crucially[1]      slightly[2]      not at all[3]</p> <p style="margin-left: 40px;">• advertisement/sales promotion</p> <div style="display: flex; justify-content: space-around; margin-top: 10px;"> <input type="text"/> <input type="text"/> <input type="text"/> </div>	<p>Further information</p>																																
<p>Time span of variable</p>																																	
<table border="1" style="width: 100%; text-align: center;"> <tr> <td>1982</td><td>1983</td><td>1984</td><td>1985</td><td>1986</td><td>1987</td><td>1988</td><td>1989</td><td>1990</td><td>1991</td><td>1992</td><td>1993</td><td>1994</td><td>1995</td><td>1996</td><td>1997</td> </tr> <tr> <td style="background-color: #e6e6e6;"></td><td style="background-color: #e6e6e6;"></td><td style="background-color: #e6e6e6;"></td><td style="background-color: #e6e6e6;"></td><td style="background-color: #e6e6e6;"></td><td style="background-color: #e6e6e6;"></td><td style="background-color: #e6e6e6;"></td><td style="background-color: #e6e6e6;">WEST</td><td style="background-color: #e6e6e6;"></td><td style="background-color: #e6e6e6;"></td><td style="background-color: #e6e6e6;"></td><td style="background-color: #e6e6e6;"></td><td style="background-color: #e6e6e6;"></td><td style="background-color: #e6e6e6;"></td><td style="background-color: #e6e6e6;"></td><td style="background-color: #e6e6e6;"></td> </tr> </table>		1982	1983	1984	1985	1986	1987	1988	1989	1990	1991	1992	1993	1994	1995	1996	1997								WEST								
1982	1983	1984	1985	1986	1987	1988	1989	1990	1991	1992	1993	1994	1995	1996	1997																		
							WEST																										

No.	Name	Label	Survey period	Survey frequency
-----	------	-------	---------------	------------------

3.14.14) ms90j14

necessary reaction to competitors: market power

West 1989

once

Wording of question

<p>1989</p> <p><b>VIII. Marketing strategies in the '90s</b></p> <p>In above mentioned product line</p> <p>2. Our sales or marketing policy has to react to</p> <p style="margin-left: 40px;">- the competitors with regards to</p> <p style="margin-left: 80px;">crucially[1]      slightly[2]      not at all[3]</p> <p style="margin-left: 40px;">• market power</p> <div style="display: flex; justify-content: space-around; margin-top: 10px;"> <input type="text"/> <input type="text"/> <input type="text"/> </div>	<p>Further information</p>																																
<p>Time span of variable</p>																																	
<table border="1" style="width: 100%; text-align: center;"> <tr> <td>1982</td><td>1983</td><td>1984</td><td>1985</td><td>1986</td><td>1987</td><td>1988</td><td>1989</td><td>1990</td><td>1991</td><td>1992</td><td>1993</td><td>1994</td><td>1995</td><td>1996</td><td>1997</td> </tr> <tr> <td style="background-color: #e6e6e6;"></td><td style="background-color: #e6e6e6;"></td><td style="background-color: #e6e6e6;"></td><td style="background-color: #e6e6e6;"></td><td style="background-color: #e6e6e6;"></td><td style="background-color: #e6e6e6;"></td><td style="background-color: #e6e6e6;"></td><td style="background-color: #e6e6e6;">WEST</td><td style="background-color: #e6e6e6;"></td><td style="background-color: #e6e6e6;"></td><td style="background-color: #e6e6e6;"></td><td style="background-color: #e6e6e6;"></td><td style="background-color: #e6e6e6;"></td><td style="background-color: #e6e6e6;"></td><td style="background-color: #e6e6e6;"></td><td style="background-color: #e6e6e6;"></td> </tr> </table>		1982	1983	1984	1985	1986	1987	1988	1989	1990	1991	1992	1993	1994	1995	1996	1997								WEST								
1982	1983	1984	1985	1986	1987	1988	1989	1990	1991	1992	1993	1994	1995	1996	1997																		
							WEST																										

No.	Name	Label	Survey period	Survey frequency
-----	------	-------	---------------	------------------

3.14.15) ms90j15

necessary reaction to competitors: world market orientation

West 1989

once

Wording of question

<p>1989</p> <p><b>VIII. Marketing strategies in the '90s</b></p> <p>In above mentioned product line</p> <p>2. Our sales or marketing policy has to react to</p> <p>- the competitors with regards to</p> <p style="text-align: center;">crucially[1]      slightly[2]      not at all[3]</p> <p>• world market orientation</p> <p style="text-align: center;"><input type="text"/>      <input type="text"/>      <input type="text"/></p>	<p>Further information</p>																																
<p>Time span of variable</p>																																	
<table border="1" style="width: 100%; text-align: center;"> <tr> <td>1982</td><td>1983</td><td>1984</td><td>1985</td><td>1986</td><td>1987</td><td>1988</td><td>1989</td><td>1990</td><td>1991</td><td>1992</td><td>1993</td><td>1994</td><td>1995</td><td>1996</td><td>1997</td> </tr> <tr> <td style="background-color: #e6e6e6;"></td><td style="background-color: #e6e6e6;"></td><td style="background-color: #e6e6e6;"></td><td style="background-color: #e6e6e6;"></td><td style="background-color: #e6e6e6;"></td><td style="background-color: #e6e6e6;"></td><td style="background-color: #e6e6e6;"></td><td style="background-color: #000080; color: white;">WEST</td><td style="background-color: #e6e6e6;"></td><td style="background-color: #e6e6e6;"></td><td style="background-color: #e6e6e6;"></td><td style="background-color: #e6e6e6;"></td><td style="background-color: #e6e6e6;"></td><td style="background-color: #e6e6e6;"></td><td style="background-color: #e6e6e6;"></td><td style="background-color: #e6e6e6;"></td> </tr> </table>		1982	1983	1984	1985	1986	1987	1988	1989	1990	1991	1992	1993	1994	1995	1996	1997								WEST								
1982	1983	1984	1985	1986	1987	1988	1989	1990	1991	1992	1993	1994	1995	1996	1997																		
							WEST																										

No.	Name	Label	Survey period	Survey frequency
-----	------	-------	---------------	------------------

3.14.16) ms90j16

necessary reaction to demand: market saturation

West 1989

once

Wording of question

<p>1989</p> <p><b>VIII. Marketing strategies in the '90s</b></p> <p>In above mentioned product line</p> <p>2. Our sales or marketing policy has to react to</p> <p>- the demand with regards to</p> <p style="text-align: center;">crucially[1]      slightly[2]      not at all[3]</p> <p>• market saturation</p> <p style="text-align: center;"><input type="text"/>      <input type="text"/>      <input type="text"/></p>	<p>Further information</p>																																
<p>Time span of variable</p>																																	
<table border="1" style="width: 100%; text-align: center;"> <tr> <td>1982</td><td>1983</td><td>1984</td><td>1985</td><td>1986</td><td>1987</td><td>1988</td><td>1989</td><td>1990</td><td>1991</td><td>1992</td><td>1993</td><td>1994</td><td>1995</td><td>1996</td><td>1997</td> </tr> <tr> <td style="background-color: #e6e6e6;"></td><td style="background-color: #e6e6e6;"></td><td style="background-color: #e6e6e6;"></td><td style="background-color: #e6e6e6;"></td><td style="background-color: #e6e6e6;"></td><td style="background-color: #e6e6e6;"></td><td style="background-color: #e6e6e6;"></td><td style="background-color: #000080; color: white;">WEST</td><td style="background-color: #e6e6e6;"></td><td style="background-color: #e6e6e6;"></td><td style="background-color: #e6e6e6;"></td><td style="background-color: #e6e6e6;"></td><td style="background-color: #e6e6e6;"></td><td style="background-color: #e6e6e6;"></td><td style="background-color: #e6e6e6;"></td><td style="background-color: #e6e6e6;"></td> </tr> </table>		1982	1983	1984	1985	1986	1987	1988	1989	1990	1991	1992	1993	1994	1995	1996	1997								WEST								
1982	1983	1984	1985	1986	1987	1988	1989	1990	1991	1992	1993	1994	1995	1996	1997																		
							WEST																										

No.	Name	Label	Survey period	Survey frequency
-----	------	-------	---------------	------------------

3.14.17) ms90j17

necessary reaction to demand: differentiation/ individualisation

West 1989

once

Wording of question

<p>1989</p> <p><b>VIII. Marketing strategies in the '90s</b></p> <p>In above mentioned product line</p> <p>2. Our sales or marketing policy has to react to</p> <p>- the demand with regards to</p> <p style="text-align: center;">crucially[1]      slightly[2]      not at all[3]</p> <p>• differentiation/ individualisation</p> <p style="text-align: center;"><input type="text"/>      <input type="text"/>      <input type="text"/></p>	<p>Further information</p>																																
<p>Time span of variable</p>																																	
<table border="1" style="width: 100%; text-align: center;"> <tr> <td>1982</td><td>1983</td><td>1984</td><td>1985</td><td>1986</td><td>1987</td><td>1988</td><td>1989</td><td>1990</td><td>1991</td><td>1992</td><td>1993</td><td>1994</td><td>1995</td><td>1996</td><td>1997</td> </tr> <tr> <td style="background-color: #e6e6e6;"></td><td style="background-color: #e6e6e6;"></td><td style="background-color: #e6e6e6;"></td><td style="background-color: #e6e6e6;"></td><td style="background-color: #e6e6e6;"></td><td style="background-color: #e6e6e6;"></td><td style="background-color: #e6e6e6;"></td><td style="background-color: #000080; color: white;">WEST</td><td style="background-color: #e6e6e6;"></td><td style="background-color: #e6e6e6;"></td><td style="background-color: #e6e6e6;"></td><td style="background-color: #e6e6e6;"></td><td style="background-color: #e6e6e6;"></td><td style="background-color: #e6e6e6;"></td><td style="background-color: #e6e6e6;"></td><td style="background-color: #e6e6e6;"></td> </tr> </table>		1982	1983	1984	1985	1986	1987	1988	1989	1990	1991	1992	1993	1994	1995	1996	1997								WEST								
1982	1983	1984	1985	1986	1987	1988	1989	1990	1991	1992	1993	1994	1995	1996	1997																		
							WEST																										

No.	Name	Label	Survey period	Survey frequency
-----	------	-------	---------------	------------------

3.14.18) ms90j18

necessary reaction to demand: security risks

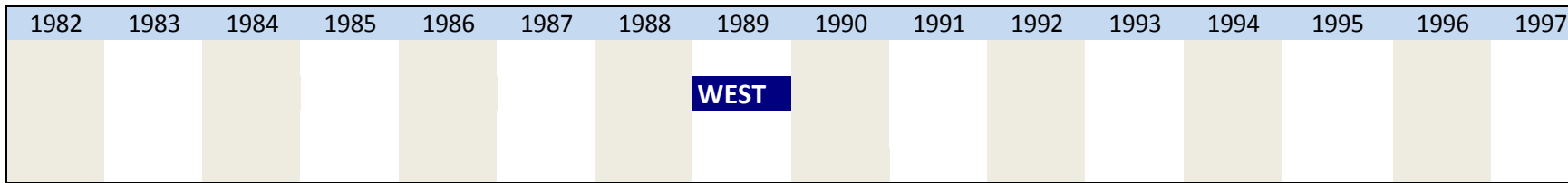
West 1989

once

**Wording of question**

1989 <b>VIII. Marketing strategies in the '90s</b> In above mentioned product line 2. Our sales or marketing policy has to react to  - the demand with regards to  <ul style="list-style-type: none"> <li>• security risks</li> </ul> <div style="display: flex; justify-content: space-around; margin-top: 10px;"> <span>crucially[1]</span> <span>slightly[2]</span> <span>not at all[3]</span> </div> <div style="display: flex; justify-content: space-around; margin-top: 5px;"> <input style="width: 40px; height: 15px;" type="text"/> <input style="width: 40px; height: 15px;" type="text"/> <input style="width: 40px; height: 15px;" type="text"/> </div>	Further information
---	---------------------

**Time span of variable**



No.	Name	Label	Survey period	Survey frequency
-----	------	-------	---------------	------------------

3.14.19) ms90j19

necessary reaction to demand: pollution of enviroment

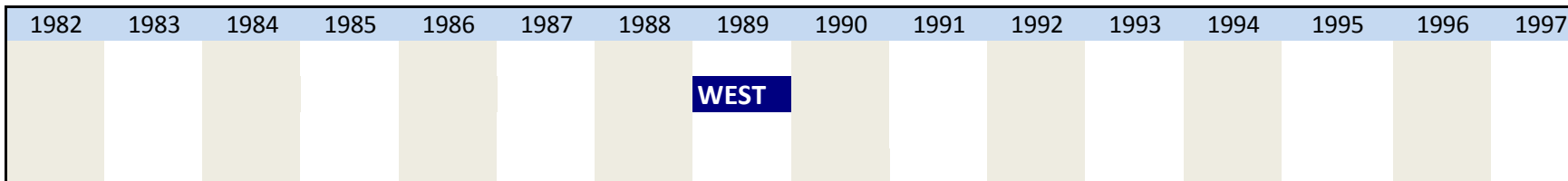
West 1989

once

**Wording of question**

1989 <b>VIII. Marketing strategies in the '90s</b> In above mentioned product line 2. Our sales or marketing policy has to react to  - the demand with regards to  <ul style="list-style-type: none"> <li>• pollution of enviroment</li> </ul> <div style="display: flex; justify-content: space-around; margin-top: 10px;"> <span>crucially[1]</span> <span>slightly[2]</span> <span>not at all[3]</span> </div> <div style="display: flex; justify-content: space-around; margin-top: 5px;"> <input style="width: 40px; height: 15px;" type="text"/> <input style="width: 40px; height: 15px;" type="text"/> <input style="width: 40px; height: 15px;" type="text"/> </div>	Further information
--	---------------------

**Time span of variable**



No.	Name	Label	Survey period	Survey frequency
-----	------	-------	---------------	------------------

3.14.20) ms90j20

necessary reaction to demand: age structure of population

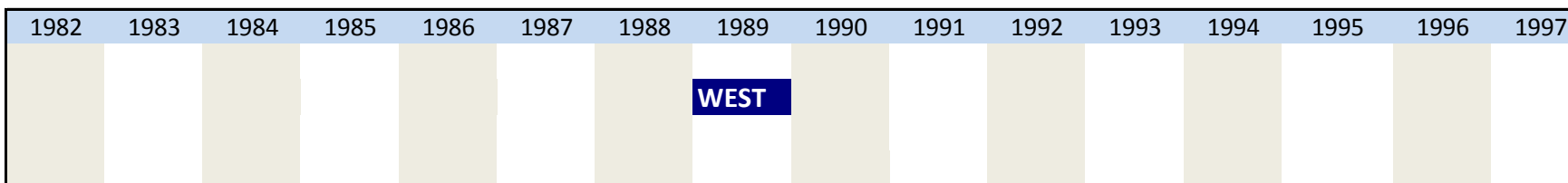
West 1989

once

**Wording of question**

1989 <b>VIII. Marketing strategies in the '90s</b> In above mentioned product line 2. Our sales or marketing policy has to react to  - the demand with regards to  <ul style="list-style-type: none"> <li>• age structure of population</li> </ul> <div style="display: flex; justify-content: space-around; margin-top: 10px;"> <span>crucially[1]</span> <span>slightly[2]</span> <span>not at all[3]</span> </div> <div style="display: flex; justify-content: space-around; margin-top: 5px;"> <input style="width: 40px; height: 15px;" type="text"/> <input style="width: 40px; height: 15px;" type="text"/> <input style="width: 40px; height: 15px;" type="text"/> </div>	Further information
--	---------------------

**Time span of variable**



No.	Name	Label	Survey period	Survey frequency
-----	------	-------	---------------	------------------

3.14.21) ms90j21

necessary reaction to demand: demand concentration

West 1989

once

Wording of question

<p>1989</p> <p><b>VIII. Marketing strategies in the '90s</b>          In above mentioned product line          2. Our sales or marketing policy has to react to</p> <p>- the demand with regards to</p> <p style="text-align: center;">crucially[1]      slightly[2]      not at all[3]</p> <p>• demand concentration</p> <p style="text-align: center;"> <input type="text"/>      <input type="text"/>      <input type="text"/> </p>	<p>Further information</p>																																
<p>Time span of variable</p> <table border="1" style="width: 100%; text-align: center;"> <tr> <td>1982</td><td>1983</td><td>1984</td><td>1985</td><td>1986</td><td>1987</td><td>1988</td><td>1989</td><td>1990</td><td>1991</td><td>1992</td><td>1993</td><td>1994</td><td>1995</td><td>1996</td><td>1997</td> </tr> <tr> <td style="background-color: #e0e0e0;"></td><td style="background-color: #e0e0e0;"></td><td style="background-color: #e0e0e0;"></td><td style="background-color: #e0e0e0;"></td><td style="background-color: #e0e0e0;"></td><td style="background-color: #e0e0e0;"></td><td style="background-color: #e0e0e0;"></td><td style="background-color: #e0e0e0;">WEST</td><td style="background-color: #e0e0e0;"></td><td style="background-color: #e0e0e0;"></td><td style="background-color: #e0e0e0;"></td><td style="background-color: #e0e0e0;"></td><td style="background-color: #e0e0e0;"></td><td style="background-color: #e0e0e0;"></td><td style="background-color: #e0e0e0;"></td><td style="background-color: #e0e0e0;"></td> </tr> </table>		1982	1983	1984	1985	1986	1987	1988	1989	1990	1991	1992	1993	1994	1995	1996	1997								WEST								
1982	1983	1984	1985	1986	1987	1988	1989	1990	1991	1992	1993	1994	1995	1996	1997																		
							WEST																										

No.	Name	Label	Survey period	Survey frequency
-----	------	-------	---------------	------------------

3.14.22) ms90j22

necessary reaction to demand: sales market East Germany

West 1989

once

Wording of question

<p>1989</p> <p><b>VIII. Marketing strategies in the '90s</b>          In above mentioned product line          2. Our sales or marketing policy has to react to</p> <p>- the demand with regards to</p> <p style="text-align: center;">crucially[1]      slightly[2]      not at all[3]</p> <p>• sales market East Germany</p> <p style="text-align: center;"> <input type="text"/>      <input type="text"/>      <input type="text"/> </p>	<p>Further information</p>																																
<p>Time span of variable</p> <table border="1" style="width: 100%; text-align: center;"> <tr> <td>1982</td><td>1983</td><td>1984</td><td>1985</td><td>1986</td><td>1987</td><td>1988</td><td>1989</td><td>1990</td><td>1991</td><td>1992</td><td>1993</td><td>1994</td><td>1995</td><td>1996</td><td>1997</td> </tr> <tr> <td style="background-color: #e0e0e0;"></td><td style="background-color: #e0e0e0;"></td><td style="background-color: #e0e0e0;"></td><td style="background-color: #e0e0e0;"></td><td style="background-color: #e0e0e0;"></td><td style="background-color: #e0e0e0;"></td><td style="background-color: #e0e0e0;"></td><td style="background-color: #e0e0e0;">WEST</td><td style="background-color: #e0e0e0;"></td><td style="background-color: #e0e0e0;"></td><td style="background-color: #e0e0e0;"></td><td style="background-color: #e0e0e0;"></td><td style="background-color: #e0e0e0;"></td><td style="background-color: #e0e0e0;"></td><td style="background-color: #e0e0e0;"></td><td style="background-color: #e0e0e0;"></td> </tr> </table>		1982	1983	1984	1985	1986	1987	1988	1989	1990	1991	1992	1993	1994	1995	1996	1997								WEST								
1982	1983	1984	1985	1986	1987	1988	1989	1990	1991	1992	1993	1994	1995	1996	1997																		
							WEST																										

No.	Name	Label	Survey period	Survey frequency
-----	------	-------	---------------	------------------

3.14.23) ms90j23

necessary reaction to demand: sales market eastern Europe

West 1989

once

Wording of question

<p>1989</p> <p><b>VIII. Marketing strategies in the '90s</b>          In above mentioned product line          2. Our sales or marketing policy has to react to</p> <p>- the demand with regards to</p> <p style="text-align: center;">crucially[1]      slightly[2]      not at all[3]</p> <p>• sales market eastern Europe</p> <p style="text-align: center;"> <input type="text"/>      <input type="text"/>      <input type="text"/> </p>	<p>Further information</p>																																
<p>Time span of variable</p> <table border="1" style="width: 100%; text-align: center;"> <tr> <td>1982</td><td>1983</td><td>1984</td><td>1985</td><td>1986</td><td>1987</td><td>1988</td><td>1989</td><td>1990</td><td>1991</td><td>1992</td><td>1993</td><td>1994</td><td>1995</td><td>1996</td><td>1997</td> </tr> <tr> <td style="background-color: #e0e0e0;"></td><td style="background-color: #e0e0e0;"></td><td style="background-color: #e0e0e0;"></td><td style="background-color: #e0e0e0;"></td><td style="background-color: #e0e0e0;"></td><td style="background-color: #e0e0e0;"></td><td style="background-color: #e0e0e0;"></td><td style="background-color: #e0e0e0;">WEST</td><td style="background-color: #e0e0e0;"></td><td style="background-color: #e0e0e0;"></td><td style="background-color: #e0e0e0;"></td><td style="background-color: #e0e0e0;"></td><td style="background-color: #e0e0e0;"></td><td style="background-color: #e0e0e0;"></td><td style="background-color: #e0e0e0;"></td><td style="background-color: #e0e0e0;"></td> </tr> </table>		1982	1983	1984	1985	1986	1987	1988	1989	1990	1991	1992	1993	1994	1995	1996	1997								WEST								
1982	1983	1984	1985	1986	1987	1988	1989	1990	1991	1992	1993	1994	1995	1996	1997																		
							WEST																										

No.	Name	Label	Survey period	Survey frequency
-----	------	-------	---------------	------------------

3.14.24) ms90j24

change of sales strategy in: distribution/sales channels

West 1989

once

Wording of question

<p>1989</p> <p><b>VIII. Marketing strategies in the '90s</b></p> <p>In above mentioned product line</p> <p>3. , due to above mentioned reasons, the sales or marketing strategy is changed in</p> <div style="display: flex; justify-content: space-around; margin-top: 10px;"> <span>crucially[1]</span> <span>slightly[2]</span> <span>not at all[3]</span> </div> <div style="display: flex; justify-content: space-around; margin-top: 5px;"> <input type="text"/> <input type="text"/> <input type="text"/> </div> <ul style="list-style-type: none"> <li>• distribution/sales channels</li> </ul>	<p>Further information</p>																																
<p>Time span of variable</p>																																	
<table border="1" style="width: 100%; text-align: center;"> <tr> <th>1982</th><th>1983</th><th>1984</th><th>1985</th><th>1986</th><th>1987</th><th>1988</th><th>1989</th><th>1990</th><th>1991</th><th>1992</th><th>1993</th><th>1994</th><th>1995</th><th>1996</th><th>1997</th> </tr> <tr> <td style="background-color: #f2f2f2;"></td><td style="background-color: #f2f2f2;"></td><td style="background-color: #f2f2f2;"></td><td style="background-color: #f2f2f2;"></td><td style="background-color: #f2f2f2;"></td><td style="background-color: #f2f2f2;"></td><td style="background-color: #f2f2f2;"></td><td style="background-color: #000080; color: white;">WEST</td><td style="background-color: #f2f2f2;"></td><td style="background-color: #f2f2f2;"></td><td style="background-color: #f2f2f2;"></td><td style="background-color: #f2f2f2;"></td><td style="background-color: #f2f2f2;"></td><td style="background-color: #f2f2f2;"></td><td style="background-color: #f2f2f2;"></td><td style="background-color: #f2f2f2;"></td> </tr> </table>		1982	1983	1984	1985	1986	1987	1988	1989	1990	1991	1992	1993	1994	1995	1996	1997								WEST								
1982	1983	1984	1985	1986	1987	1988	1989	1990	1991	1992	1993	1994	1995	1996	1997																		
							WEST																										

No.	Name	Label	Survey period	Survey frequency
-----	------	-------	---------------	------------------

3.14.25) ms90j25

change of sales strategy in: product/programm policy

West 1989

once

Wording of question

<p>1989</p> <p><b>VIII. Marketing strategies in the '90s</b></p> <p>In above mentioned product line</p> <p>3. , due to above mentioned reasons, the sales or marketing strategy is changed in</p> <div style="display: flex; justify-content: space-around; margin-top: 10px;"> <span>crucially[1]</span> <span>slightly[2]</span> <span>not at all[3]</span> </div> <div style="display: flex; justify-content: space-around; margin-top: 5px;"> <input type="text"/> <input type="text"/> <input type="text"/> </div> <ul style="list-style-type: none"> <li>• product/programm policy</li> </ul>	<p>Further information</p>																																
<p>Time span of variable</p>																																	
<table border="1" style="width: 100%; text-align: center;"> <tr> <th>1982</th><th>1983</th><th>1984</th><th>1985</th><th>1986</th><th>1987</th><th>1988</th><th>1989</th><th>1990</th><th>1991</th><th>1992</th><th>1993</th><th>1994</th><th>1995</th><th>1996</th><th>1997</th> </tr> <tr> <td style="background-color: #f2f2f2;"></td><td style="background-color: #f2f2f2;"></td><td style="background-color: #f2f2f2;"></td><td style="background-color: #f2f2f2;"></td><td style="background-color: #f2f2f2;"></td><td style="background-color: #f2f2f2;"></td><td style="background-color: #f2f2f2;"></td><td style="background-color: #000080; color: white;">WEST</td><td style="background-color: #f2f2f2;"></td><td style="background-color: #f2f2f2;"></td><td style="background-color: #f2f2f2;"></td><td style="background-color: #f2f2f2;"></td><td style="background-color: #f2f2f2;"></td><td style="background-color: #f2f2f2;"></td><td style="background-color: #f2f2f2;"></td><td style="background-color: #f2f2f2;"></td> </tr> </table>		1982	1983	1984	1985	1986	1987	1988	1989	1990	1991	1992	1993	1994	1995	1996	1997								WEST								
1982	1983	1984	1985	1986	1987	1988	1989	1990	1991	1992	1993	1994	1995	1996	1997																		
							WEST																										

No.	Name	Label	Survey period	Survey frequency
-----	------	-------	---------------	------------------

3.14.26) ms90j26

change of sales strategy in: price/ conditions policy

West 1989

once

Wording of question

<p>1989</p> <p><b>VIII. Marketing strategies in the '90s</b></p> <p>In above mentioned product line</p> <p>3. , due to above mentioned reasons, the sales or marketing strategy is changed in</p> <div style="display: flex; justify-content: space-around; margin-top: 10px;"> <span>crucially[1]</span> <span>slightly[2]</span> <span>not at all[3]</span> </div> <div style="display: flex; justify-content: space-around; margin-top: 5px;"> <input type="text"/> <input type="text"/> <input type="text"/> </div> <ul style="list-style-type: none"> <li>• price/ conditions policy</li> </ul>	<p>Further information</p>																																
<p>Time span of variable</p>																																	
<table border="1" style="width: 100%; text-align: center;"> <tr> <th>1982</th><th>1983</th><th>1984</th><th>1985</th><th>1986</th><th>1987</th><th>1988</th><th>1989</th><th>1990</th><th>1991</th><th>1992</th><th>1993</th><th>1994</th><th>1995</th><th>1996</th><th>1997</th> </tr> <tr> <td style="background-color: #f2f2f2;"></td><td style="background-color: #f2f2f2;"></td><td style="background-color: #f2f2f2;"></td><td style="background-color: #f2f2f2;"></td><td style="background-color: #f2f2f2;"></td><td style="background-color: #f2f2f2;"></td><td style="background-color: #f2f2f2;"></td><td style="background-color: #000080; color: white;">WEST</td><td style="background-color: #f2f2f2;"></td><td style="background-color: #f2f2f2;"></td><td style="background-color: #f2f2f2;"></td><td style="background-color: #f2f2f2;"></td><td style="background-color: #f2f2f2;"></td><td style="background-color: #f2f2f2;"></td><td style="background-color: #f2f2f2;"></td><td style="background-color: #f2f2f2;"></td> </tr> </table>		1982	1983	1984	1985	1986	1987	1988	1989	1990	1991	1992	1993	1994	1995	1996	1997								WEST								
1982	1983	1984	1985	1986	1987	1988	1989	1990	1991	1992	1993	1994	1995	1996	1997																		
							WEST																										

No.	Name	Label	Survey period	Survey frequency
-----	------	-------	---------------	------------------

3.14.27) ms90j27

change of sales strategy in: advertisement/ sales promotion

West 1989

once

Wording of question

<p>1989</p> <p><b>VIII. Marketing strategies in the '90s</b></p> <p>In above mentioned product line</p> <p>3. , due to above mentioned reasons, the sales or marketing strategy is changed in</p> <p style="text-align: center;">             crucially[1]          slightly[2]          not at all[3]         </p> <p>• advertisement/ sales promotion</p> <p style="text-align: center;"> <input type="text"/>          <input type="text"/>          <input type="text"/> </p>	<p>Further information</p>																																
<p>Time span of variable</p>																																	
<table border="1" style="width: 100%; text-align: center;"> <tr> <td>1982</td><td>1983</td><td>1984</td><td>1985</td><td>1986</td><td>1987</td><td>1988</td><td>1989</td><td>1990</td><td>1991</td><td>1992</td><td>1993</td><td>1994</td><td>1995</td><td>1996</td><td>1997</td> </tr> <tr> <td style="background-color: #f2f2e6;"></td><td style="background-color: #f2f2e6;"></td><td style="background-color: #f2f2e6;"></td><td style="background-color: #f2f2e6;"></td><td style="background-color: #f2f2e6;"></td><td style="background-color: #f2f2e6;"></td><td style="background-color: #f2f2e6;"></td><td style="background-color: #000080; color: white;">WEST</td><td style="background-color: #f2f2e6;"></td><td style="background-color: #f2f2e6;"></td><td style="background-color: #f2f2e6;"></td><td style="background-color: #f2f2e6;"></td><td style="background-color: #f2f2e6;"></td><td style="background-color: #f2f2e6;"></td><td style="background-color: #f2f2e6;"></td><td style="background-color: #f2f2e6;"></td> </tr> </table>		1982	1983	1984	1985	1986	1987	1988	1989	1990	1991	1992	1993	1994	1995	1996	1997								WEST								
1982	1983	1984	1985	1986	1987	1988	1989	1990	1991	1992	1993	1994	1995	1996	1997																		
							WEST																										

No.	Name	Label	Survey period	Survey frequency
-----	------	-------	---------------	------------------

3.14.28) ms90j28

change of sales strategy in: technical customer support

West 1989

once

Wording of question

<p>1989</p> <p><b>VIII. Marketing strategies in the '90s</b></p> <p>In above mentioned product line</p> <p>3. , due to above mentioned reasons, the sales or marketing strategy is changed in</p> <p style="text-align: center;">             crucially[1]          slightly[2]          not at all[3]         </p> <p>• technical customer support</p> <p style="text-align: center;"> <input type="text"/>          <input type="text"/>          <input type="text"/> </p>	<p>Further information</p>																																
<p>Time span of variable</p>																																	
<table border="1" style="width: 100%; text-align: center;"> <tr> <td>1982</td><td>1983</td><td>1984</td><td>1985</td><td>1986</td><td>1987</td><td>1988</td><td>1989</td><td>1990</td><td>1991</td><td>1992</td><td>1993</td><td>1994</td><td>1995</td><td>1996</td><td>1997</td> </tr> <tr> <td style="background-color: #f2f2e6;"></td><td style="background-color: #f2f2e6;"></td><td style="background-color: #f2f2e6;"></td><td style="background-color: #f2f2e6;"></td><td style="background-color: #f2f2e6;"></td><td style="background-color: #f2f2e6;"></td><td style="background-color: #f2f2e6;"></td><td style="background-color: #000080; color: white;">WEST</td><td style="background-color: #f2f2e6;"></td><td style="background-color: #f2f2e6;"></td><td style="background-color: #f2f2e6;"></td><td style="background-color: #f2f2e6;"></td><td style="background-color: #f2f2e6;"></td><td style="background-color: #f2f2e6;"></td><td style="background-color: #f2f2e6;"></td><td style="background-color: #f2f2e6;"></td> </tr> </table>		1982	1983	1984	1985	1986	1987	1988	1989	1990	1991	1992	1993	1994	1995	1996	1997								WEST								
1982	1983	1984	1985	1986	1987	1988	1989	1990	1991	1992	1993	1994	1995	1996	1997																		
							WEST																										

No.	Name	Label	Survey period	Survey frequency
-----	------	-------	---------------	------------------

3.14.29) ms90j29

change of sales strategy in: provision of new services

West 1989

once

Wording of question

<p>1989</p> <p><b>VIII. Marketing strategies in the '90s</b></p> <p>In above mentioned product line</p> <p>3. , due to above mentioned reasons, the sales or marketing strategy is changed in</p> <p style="text-align: center;">             crucially[1]          slightly[2]          not at all[3]         </p> <p>• provision of new services (financing, training, org. consulting)</p> <p style="text-align: center;"> <input type="text"/>          <input type="text"/>          <input type="text"/> </p>	<p>Further information</p>																																
<p>Time span of variable</p>																																	
<table border="1" style="width: 100%; text-align: center;"> <tr> <td>1982</td><td>1983</td><td>1984</td><td>1985</td><td>1986</td><td>1987</td><td>1988</td><td>1989</td><td>1990</td><td>1991</td><td>1992</td><td>1993</td><td>1994</td><td>1995</td><td>1996</td><td>1997</td> </tr> <tr> <td style="background-color: #f2f2e6;"></td><td style="background-color: #f2f2e6;"></td><td style="background-color: #f2f2e6;"></td><td style="background-color: #f2f2e6;"></td><td style="background-color: #f2f2e6;"></td><td style="background-color: #f2f2e6;"></td><td style="background-color: #f2f2e6;"></td><td style="background-color: #000080; color: white;">WEST</td><td style="background-color: #f2f2e6;"></td><td style="background-color: #f2f2e6;"></td><td style="background-color: #f2f2e6;"></td><td style="background-color: #f2f2e6;"></td><td style="background-color: #f2f2e6;"></td><td style="background-color: #f2f2e6;"></td><td style="background-color: #f2f2e6;"></td><td style="background-color: #f2f2e6;"></td> </tr> </table>		1982	1983	1984	1985	1986	1987	1988	1989	1990	1991	1992	1993	1994	1995	1996	1997								WEST								
1982	1983	1984	1985	1986	1987	1988	1989	1990	1991	1992	1993	1994	1995	1996	1997																		
							WEST																										

No.	Name	Label	Survey period	Survey frequency
-----	------	-------	---------------	------------------

3.14.30) ms90j30

change of sales strategy in: delegation of marketing tasks to other companies

West 1989

once

**Wording of question**

<p>1989</p> <p><b>VIII. Marketing strategies in the '90s</b></p> <p>In above mentioned product line</p> <p>3. , due to above mentioned reasons, the sales or marketing strategy is changed in</p> <p style="text-align: center;">             crucially[1]                      slightly[2]                      not at all[3]         </p> <p>• delegation of marketing tasks to other companies</p> <p style="text-align: center;"> <input type="checkbox"/>                      <input type="checkbox"/>                      <input type="checkbox"/> </p>	<p>Further information</p>																																
<p><b>Time span of variable</b></p> <table border="1" style="width: 100%; text-align: center;"> <tr> <td>1982</td><td>1983</td><td>1984</td><td>1985</td><td>1986</td><td>1987</td><td>1988</td><td>1989</td><td>1990</td><td>1991</td><td>1992</td><td>1993</td><td>1994</td><td>1995</td><td>1996</td><td>1997</td> </tr> <tr> <td style="background-color: #e6e6e6;"></td><td style="background-color: #e6e6e6;"></td><td style="background-color: #e6e6e6;"></td><td style="background-color: #e6e6e6;"></td><td style="background-color: #e6e6e6;"></td><td style="background-color: #e6e6e6;"></td><td style="background-color: #e6e6e6;"></td><td style="background-color: #e6e6e6;">WEST</td><td style="background-color: #e6e6e6;"></td><td style="background-color: #e6e6e6;"></td><td style="background-color: #e6e6e6;"></td><td style="background-color: #e6e6e6;"></td><td style="background-color: #e6e6e6;"></td><td style="background-color: #e6e6e6;"></td><td style="background-color: #e6e6e6;"></td><td style="background-color: #e6e6e6;"></td> </tr> </table>		1982	1983	1984	1985	1986	1987	1988	1989	1990	1991	1992	1993	1994	1995	1996	1997								WEST								
1982	1983	1984	1985	1986	1987	1988	1989	1990	1991	1992	1993	1994	1995	1996	1997																		
							WEST																										

**3.15 Research and Development in the new Laender**

No.	Name	Label	Survey period	Survey frequency
-----	------	-------	---------------	------------------

3.15.1) fue\_nb1

previous placing of R&D orders to companies/institutes in the new Laender

West 1990

once

**Wording of question**

<p>1990</p> <p><b>VII. Research and Development in the new Laender</b></p> <p>1. Have you already placed R&amp;D orders to companies or institutes in the new Laender?</p> <p style="text-align: center;">             yes [1]                      no [2]         </p> <p style="text-align: center;"> <input type="checkbox"/>                      <input type="checkbox"/> </p>	<p>Further information</p>																																
<p><b>Time span of variable</b></p> <table border="1" style="width: 100%; text-align: center;"> <tr> <td>1982</td><td>1983</td><td>1984</td><td>1985</td><td>1986</td><td>1987</td><td>1988</td><td>1989</td><td>1990</td><td>1991</td><td>1992</td><td>1993</td><td>1994</td><td>1995</td><td>1996</td><td>1997</td> </tr> <tr> <td style="background-color: #e6e6e6;"></td><td style="background-color: #e6e6e6;"></td><td style="background-color: #e6e6e6;"></td><td style="background-color: #e6e6e6;"></td><td style="background-color: #e6e6e6;"></td><td style="background-color: #e6e6e6;"></td><td style="background-color: #e6e6e6;"></td><td style="background-color: #e6e6e6;"></td><td style="background-color: #e6e6e6;">WEST</td><td style="background-color: #e6e6e6;"></td><td style="background-color: #e6e6e6;"></td><td style="background-color: #e6e6e6;"></td><td style="background-color: #e6e6e6;"></td><td style="background-color: #e6e6e6;"></td><td style="background-color: #e6e6e6;"></td><td style="background-color: #e6e6e6;"></td> </tr> </table>		1982	1983	1984	1985	1986	1987	1988	1989	1990	1991	1992	1993	1994	1995	1996	1997									WEST							
1982	1983	1984	1985	1986	1987	1988	1989	1990	1991	1992	1993	1994	1995	1996	1997																		
								WEST																									

No.	Name	Label	Survey period	Survey frequency
-----	------	-------	---------------	------------------

3.15.2) fue\_nb2

planned placing of R&D orders to companies/institutes in the new Laender (current year)

West 1990

once

**Wording of question**

<p>1990</p> <p><b>VII. Research and Development in the new Laender</b></p> <p>2. Will you utilise a part of your innovation expenditures for R&amp;D orders to companies or institutes in the new Laender this year?</p> <p style="text-align: center;">             yes [1]                      no [2]         </p> <p style="text-align: center;"> <input type="checkbox"/>                      <input type="checkbox"/> </p>	<p>Further information</p>																																
<p><b>Time span of variable</b></p> <table border="1" style="width: 100%; text-align: center;"> <tr> <td>1982</td><td>1983</td><td>1984</td><td>1985</td><td>1986</td><td>1987</td><td>1988</td><td>1989</td><td>1990</td><td>1991</td><td>1992</td><td>1993</td><td>1994</td><td>1995</td><td>1996</td><td>1997</td> </tr> <tr> <td style="background-color: #e6e6e6;"></td><td style="background-color: #e6e6e6;"></td><td style="background-color: #e6e6e6;"></td><td style="background-color: #e6e6e6;"></td><td style="background-color: #e6e6e6;"></td><td style="background-color: #e6e6e6;"></td><td style="background-color: #e6e6e6;"></td><td style="background-color: #e6e6e6;"></td><td style="background-color: #e6e6e6;">WEST</td><td style="background-color: #e6e6e6;"></td><td style="background-color: #e6e6e6;"></td><td style="background-color: #e6e6e6;"></td><td style="background-color: #e6e6e6;"></td><td style="background-color: #e6e6e6;"></td><td style="background-color: #e6e6e6;"></td><td style="background-color: #e6e6e6;"></td> </tr> </table>		1982	1983	1984	1985	1986	1987	1988	1989	1990	1991	1992	1993	1994	1995	1996	1997									WEST							
1982	1983	1984	1985	1986	1987	1988	1989	1990	1991	1992	1993	1994	1995	1996	1997																		
								WEST																									

No.	Name	Label	Survey period	Survey frequency
-----	------	-------	---------------	------------------



3.15.3) fue\_nb3

percentage share of total inno. expend. spent on R&D orders in the new Laender

West 1990

once

Wording of question

<p>1990</p> <p><b>VII. Research and Development in the new Laender</b></p> <p>2. Will you utilise a part of your innovation expenditures for R&amp;D orders to companies or institutes in the new Laender this year?</p> <p style="text-align: center;">             yes <span style="margin-left: 100px;">no</span>  <input type="checkbox"/> <span style="margin-left: 100px;"><input type="checkbox"/></span> </p> <p>If yes, what percentage share of your total innovation expenditures are you going to allocate to the new Laender?</p> <p style="text-align: center;">_____ %</p>	<p>Further information</p>																																
<p>Time span of variable</p> <table border="1" style="width: 100%; text-align: center;"> <tr> <td>1982</td><td>1983</td><td>1984</td><td>1985</td><td>1986</td><td>1987</td><td>1988</td><td>1989</td><td>1990</td><td>1991</td><td>1992</td><td>1993</td><td>1994</td><td>1995</td><td>1996</td><td>1997</td> </tr> <tr> <td></td><td></td><td></td><td></td><td></td><td></td><td></td><td></td><td style="background-color: #000080; color: white;">WEST</td><td></td><td></td><td></td><td></td><td></td><td></td><td></td> </tr> </table>		1982	1983	1984	1985	1986	1987	1988	1989	1990	1991	1992	1993	1994	1995	1996	1997									WEST							
1982	1983	1984	1985	1986	1987	1988	1989	1990	1991	1992	1993	1994	1995	1996	1997																		
								WEST																									

3.16 Economic impact of innovation

No.	Name	Label	Survey period	Survey frequency
-----	------	-------	---------------	------------------

3.16.1) we1

innovation objective: revenue

West 1990

once

East and West 1996 to 2003

irregular

Wording of question

<p>1990</p> <p><b>VIII. Economic impact of innovation</b></p> <p>2. With the innovations implemented in the last 5 years we were pursuing the following goals in our company:</p> <table style="width: 100%; text-align: center;"> <tr> <td></td> <td>no goal[1]</td> <td>increase[2]</td> <td>retention/stabilisation[3]</td> </tr> <tr> <td>revenue</td> <td><input type="text"/></td> <td><input type="text"/></td> <td><input type="text"/></td> </tr> </table>		no goal[1]	increase[2]	retention/stabilisation[3]	revenue	<input type="text"/>	<input type="text"/>	<input type="text"/>	<p>Further information</p>																																																																								
	no goal[1]	increase[2]	retention/stabilisation[3]																																																																														
revenue	<input type="text"/>	<input type="text"/>	<input type="text"/>																																																																														
<p>1996 to 2003</p> <p><b>VI. Economic impact of innovation</b></p> <p>a) With the innovations implemented in the last 5 years we were pursuing the following goals in our company:</p> <table style="width: 100%; text-align: center;"> <tr> <td></td> <td>no goal[1]</td> <td>increase[2]</td> <td>retention[3]</td> </tr> <tr> <td>revenue</td> <td><input type="text"/></td> <td><input type="text"/></td> <td><input type="text"/></td> </tr> </table>		no goal[1]	increase[2]	retention[3]	revenue	<input type="text"/>	<input type="text"/>	<input type="text"/>																																																																									
	no goal[1]	increase[2]	retention[3]																																																																														
revenue	<input type="text"/>	<input type="text"/>	<input type="text"/>																																																																														
<p>Time span of variable</p> <table border="1" style="width: 100%; text-align: center;"> <tr> <td>1982</td><td>1983</td><td>1984</td><td>1985</td><td>1986</td><td>1987</td><td>1988</td><td>1989</td><td>1990</td><td>1991</td><td>1992</td><td>1993</td><td>1994</td><td>1995</td><td>1996</td><td>1997</td> </tr> <tr> <td></td><td></td><td></td><td></td><td></td><td></td><td></td><td></td><td style="background-color: #000080; color: white;">WEST</td><td></td><td></td><td></td><td></td><td></td><td style="background-color: #000080; color: white;">WEST EAST</td><td></td> </tr> <tr> <td>1998</td><td>1999</td><td>2000</td><td>2001</td><td>2002</td><td>2003</td><td>2004</td><td>2005</td><td>2006</td><td>2007</td><td>2008</td><td>2009</td><td>2010</td><td>2011</td><td>2012</td><td>2013</td> </tr> <tr> <td></td><td></td><td></td><td style="background-color: #000080; color: white;">WEST EAST</td><td></td><td style="background-color: #000080; color: white;">WEST EAST</td><td></td><td></td><td></td><td></td><td></td><td></td><td></td><td></td><td></td><td></td> </tr> <tr> <td>2014</td><td>2015</td><td>2016</td><td>2017</td><td>2018</td><td>2019</td><td>2020</td><td>2021</td><td>2022</td><td>2023</td><td>2024</td><td>2025</td><td>2026</td><td>2027</td><td>2028</td><td>2029</td> </tr> </table>		1982	1983	1984	1985	1986	1987	1988	1989	1990	1991	1992	1993	1994	1995	1996	1997									WEST						WEST EAST		1998	1999	2000	2001	2002	2003	2004	2005	2006	2007	2008	2009	2010	2011	2012	2013				WEST EAST		WEST EAST											2014	2015	2016	2017	2018	2019	2020	2021	2022	2023	2024	2025	2026	2027	2028	2029
1982	1983	1984	1985	1986	1987	1988	1989	1990	1991	1992	1993	1994	1995	1996	1997																																																																		
								WEST						WEST EAST																																																																			
1998	1999	2000	2001	2002	2003	2004	2005	2006	2007	2008	2009	2010	2011	2012	2013																																																																		
			WEST EAST		WEST EAST																																																																												
2014	2015	2016	2017	2018	2019	2020	2021	2022	2023	2024	2025	2026	2027	2028	2029																																																																		

No.	Name	Label	Survey period	Survey frequency
-----	------	-------	---------------	------------------

3.16.2) we2

innovation objective: profit

West 1990

once

East and West 1996 to 2003

irregular

Wording of question

<p>1990</p> <p><b>VIII. Economic impact of innovation</b></p> <p>2. With the innovations implemented in the last 5 years we were pursuing the following goals in our company:</p> <table style="width: 100%; text-align: center;"> <tr> <td></td> <td>no goal[1]</td> <td>increase[2]</td> <td>retention/stabilisation[3]</td> </tr> <tr> <td>profit</td> <td><input type="text"/></td> <td><input type="text"/></td> <td><input type="text"/></td> </tr> </table>		no goal[1]	increase[2]	retention/stabilisation[3]	profit	<input type="text"/>	<input type="text"/>	<input type="text"/>	<p>Further information</p>
	no goal[1]	increase[2]	retention/stabilisation[3]						
profit	<input type="text"/>	<input type="text"/>	<input type="text"/>						
<p>1996 to 2003</p> <p><b>VI. Economic impact of innovation</b></p> <p>a) With the innovations implemented in the last 5 years we were pursuing the following goals in our company:</p> <table style="width: 100%; text-align: center;"> <tr> <td></td> <td>no goal[1]</td> <td>increase[2]</td> <td>retention[3]</td> </tr> </table>		no goal[1]	increase[2]	retention[3]					
	no goal[1]	increase[2]	retention[3]						

profit															
Time span of variable															
1982	1983	1984	1985	1986	1987	1988	1989	1990	1991	1992	1993	1994	1995	1996	1997
								WEST						WEST EAST	
1998	1999	2000	2001	2002	2003	2004	2005	2006	2007	2008	2009	2010	2011	2012	2013
			WEST EAST		WEST EAST										
2014	2015	2016	2017	2018	2019	2020	2021	2022	2023	2024	2025	2026	2027	2028	2029

No.	Name	Label	Survey period	Survey frequency
3.16.3)	we3	innovation objective: market share	West 1990 East and West 1996 to 2003	once irregular

Wording of question

1990	<b>VIII. Economic impact of innovation</b>			Further information
	2. With the innovations implemented in the last 5 years we were pursuing the following goals in our company:			
	no goal[1]	increase[2]	retention/stabilisation[3]	
market share	<input type="text"/>	<input type="text"/>	<input type="text"/>	
1996 to 2003	<b>VI. Economic impact of innovation</b>			
	a) With the innovations implemented in the last 5 years we were pursuing the following goals in our company:			
	no goal[1]	increase[2]	retention[3]	
market share	<input type="text"/>	<input type="text"/>	<input type="text"/>	

Time span of variable															
1982	1983	1984	1985	1986	1987	1988	1989	1990	1991	1992	1993	1994	1995	1996	1997
								WEST						WEST EAST	
1998	1999	2000	2001	2002	2003	2004	2005	2006	2007	2008	2009	2010	2011	2012	2013
			WEST EAST		WEST EAST										
2014	2015	2016	2017	2018	2019	2020	2021	2022	2023	2024	2025	2026	2027	2028	2029

No.	Name	Label	Survey period	Survey frequency
3.16.4)	we4	innovation objective: competitiveness	West 1990 East and West 1996 to 2003	once irregular

Wording of question

1990	<b>VIII. Economic impact of innovation</b>			Further information
	2. With the innovations implemented in the last 5 years we were pursuing the following goals in our company:			
	no goal[1]	increase[2]	retention/stabilisation[3]	
competitiveness	<input type="text"/>	<input type="text"/>	<input type="text"/>	
1996 to 2003	<b>VI. Economic impact of innovation</b>			
	a) With the innovations implemented in the last 5 years we were pursuing the following goals in our company:			
	no goal[1]	increase[2]	retention[3]	
competitiveness	<input type="text"/>	<input type="text"/>	<input type="text"/>	

Time span of variable															
1982	1983	1984	1985	1986	1987	1988	1989	1990	1991	1992	1993	1994	1995	1996	1997

								WEST						WEST EAST	
1998	1999	2000	2001	2002	2003	2004	2005	2006	2007	2008	2009	2010	2011	2012	2013
			WEST EAST		WEST EAST										
2014	2015	2016	2017	2018	2019	2020	2021	2022	2023	2024	2025	2026	2027	2028	2029

No.	Name	Label	Survey period	Survey frequency
3.16.5)	we5	innovation objective: labour productivity	West 1990 East and West 1996 to 2003	once irregular

Wording of question

1990 <b>VIII. Economic impact of innovation</b> 2. With the innovations implemented in the last 5 years we were pursuing the following goals in our company:	no goal[1]	increase[2]	retention/stabilisation[3]	Further information
labour productivity	<input type="text"/>	<input type="text"/>	<input type="text"/>	
1996 to 2003 <b>VI. Economic impact of innovation</b> a) With the innovations implemented in the last 5 years we were pursuing the following goals in our company:	no goal[1]	increase[2]	retention[3]	
labour productivity	<input type="text"/>	<input type="text"/>	<input type="text"/>	

Time span of variable

									WEST					WEST EAST	
1982	1983	1984	1985	1986	1987	1988	1989	1990	1991	1992	1993	1994	1995	1996	1997
1998	1999	2000	2001	2002	2003	2004	2005	2006	2007	2008	2009	2010	2011	2012	2013
			WEST EAST		WEST EAST										
2014	2015	2016	2017	2018	2019	2020	2021	2022	2023	2024	2025	2026	2027	2028	2029

No.	Name	Label	Survey period	Survey frequency
3.16.6)	we6	impact of innovations on revenue	West 1990 East and West 1996 to 2003	once irregular

Wording of question

1990 <b>VIII. Economic impact of innovation</b> 2. The realised innovations impacted these items in our company as follows:	positive[1]	not[2]	negative[3]	Further information
revenue	<input type="text"/>	<input type="text"/>	<input type="text"/>	
1996 to 2003 <b>VI. Economic impact of innovation</b> b) The realised innovations impacted these items in our company as follows:	positive[1]	neutral[2]	negative[3]	
revenue	<input type="text"/>	<input type="text"/>	<input type="text"/>	

Time span of variable

									WEST					WEST EAST	
1982	1983	1984	1985	1986	1987	1988	1989	1990	1991	1992	1993	1994	1995	1996	1997
1998	1999	2000	2001	2002	2003	2004	2005	2006	2007	2008	2009	2010	2011	2012	2013
			WEST		WEST										

			EAST		EAST											
2014	2015	2016	2017	2018	2019	2020	2021	2022	2023	2024	2025	2026	2027	2028	2029	

No.	Name	Label	Survey period	Survey frequency
-----	------	-------	---------------	------------------

3.16.7) **we7** impact of innovations on profit West 1990 East and West 1996 to 2003 once irregular

**Wording of question**

<p>1990</p> <p><b>VIII. Economic impact of innovation</b></p> <p>2. The realised innovations impacted these items in our company as follows:</p> <table border="1"> <tr> <td></td> <td>positive[1]</td> <td>not[2]</td> <td>negative[3]</td> </tr> <tr> <td>profit</td> <td><input type="text"/></td> <td><input type="text"/></td> <td><input type="text"/></td> </tr> </table>		positive[1]	not[2]	negative[3]	profit	<input type="text"/>	<input type="text"/>	<input type="text"/>	Further information
	positive[1]	not[2]	negative[3]						
profit	<input type="text"/>	<input type="text"/>	<input type="text"/>						
<p>1996 to 2003</p> <p><b>VI. Economic impact of innovation</b></p> <p>b) The realised innovations impacted these items in our company as follows:</p> <table border="1"> <tr> <td></td> <td>positive[1]</td> <td>neutral[2]</td> <td>negative[3]</td> </tr> <tr> <td>profit</td> <td><input type="text"/></td> <td><input type="text"/></td> <td><input type="text"/></td> </tr> </table>		positive[1]	neutral[2]	negative[3]	profit	<input type="text"/>	<input type="text"/>	<input type="text"/>	
	positive[1]	neutral[2]	negative[3]						
profit	<input type="text"/>	<input type="text"/>	<input type="text"/>						

**Time span of variable**

1982	1983	1984	1985	1986	1987	1988	1989	1990	1991	1992	1993	1994	1995	1996	1997
								WEST						WEST	
1998	1999	2000	2001	2002	2003	2004	2005	2006	2007	2008	2009	2010	2011	2012	2013
			WEST		WEST										
2014	2015	2016	2017	2018	2019	2020	2021	2022	2023	2024	2025	2026	2027	2028	2029

No.	Name	Label	Survey period	Survey frequency
-----	------	-------	---------------	------------------

3.16.8) **we8** impact of innovations on market share West 1990 East and West 1996 to 2003 once irregular

**Wording of question**

<p>1990</p> <p><b>VIII. Economic impact of innovation</b></p> <p>2. The realised innovations impacted these items in our company as follows:</p> <table border="1"> <tr> <td></td> <td>positive[1]</td> <td>not[2]</td> <td>negative[3]</td> </tr> <tr> <td>market share</td> <td><input type="text"/></td> <td><input type="text"/></td> <td><input type="text"/></td> </tr> </table>		positive[1]	not[2]	negative[3]	market share	<input type="text"/>	<input type="text"/>	<input type="text"/>	Further information
	positive[1]	not[2]	negative[3]						
market share	<input type="text"/>	<input type="text"/>	<input type="text"/>						
<p>1996 to 2003</p> <p><b>VI. Economic impact of innovation</b></p> <p>b) The realised innovations impacted these items in our company as follows:</p> <table border="1"> <tr> <td></td> <td>positive[1]</td> <td>neutral[2]</td> <td>negative[3]</td> </tr> <tr> <td>market share</td> <td><input type="text"/></td> <td><input type="text"/></td> <td><input type="text"/></td> </tr> </table>		positive[1]	neutral[2]	negative[3]	market share	<input type="text"/>	<input type="text"/>	<input type="text"/>	
	positive[1]	neutral[2]	negative[3]						
market share	<input type="text"/>	<input type="text"/>	<input type="text"/>						

**Time span of variable**

1982	1983	1984	1985	1986	1987	1988	1989	1990	1991	1992	1993	1994	1995	1996	1997
								WEST						WEST	
1998	1999	2000	2001	2002	2003	2004	2005	2006	2007	2008	2009	2010	2011	2012	2013
			WEST		WEST										
2014	2015	2016	2017	2018	2019	2020	2021	2022	2023	2024	2025	2026	2027	2028	2029

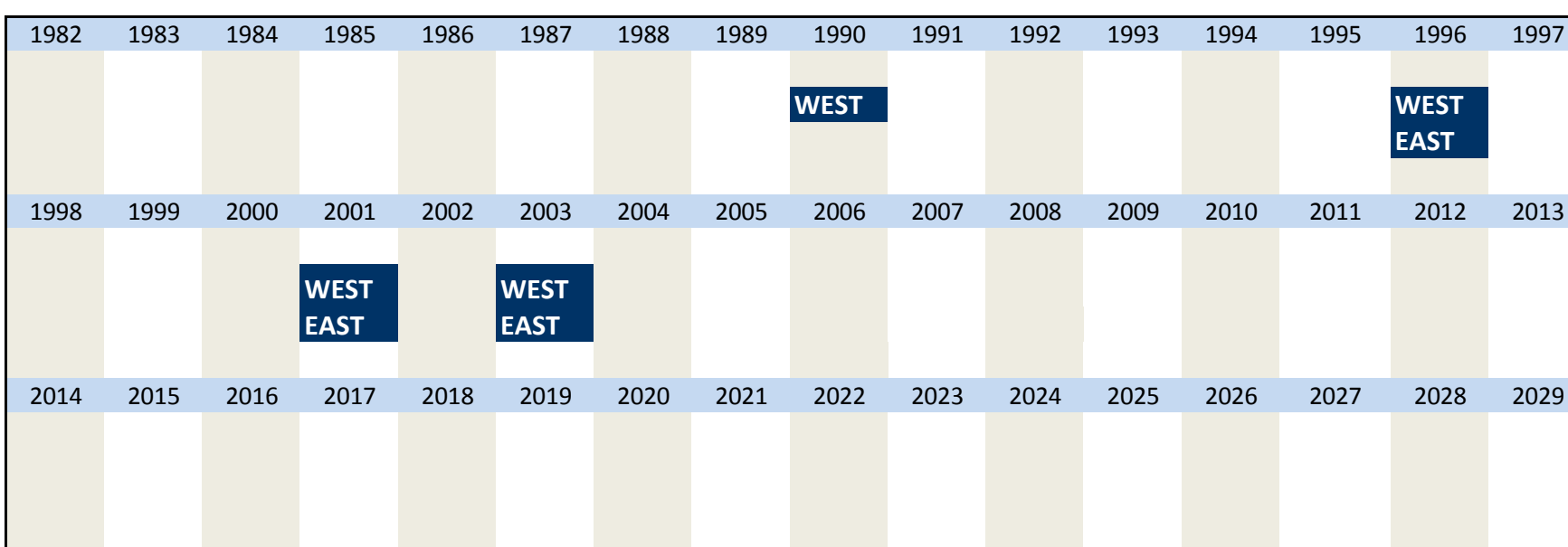
No.	Name	Label	Survey period	Survey frequency
-----	------	-------	---------------	------------------

3.16.9) **we9** impact of innovations on competitiveness West 1990 East and West 1996 to 2003 once irregular

**Wording of question**

1990	Further information										
<b>VIII. Economic impact of innovation</b> 2. The realised innovations impacted these items in our company as follows: <table border="1"> <tr> <td></td> <td>positive[1]</td> <td>not[2]</td> <td>negative[3]</td> </tr> <tr> <td>competitiveness</td> <td><input type="text"/></td> <td><input type="text"/></td> <td><input type="text"/></td> </tr> </table>		positive[1]	not[2]	negative[3]	competitiveness	<input type="text"/>	<input type="text"/>	<input type="text"/>			
	positive[1]	not[2]	negative[3]								
competitiveness	<input type="text"/>	<input type="text"/>	<input type="text"/>								
1996 to 2003 <b>VI. Economic impact of innovation</b> b) The realised innovations impacted these items in our company as follows: <table border="1"> <tr> <td></td> <td>positive[1]</td> <td>neutral[2]</td> <td>negative[3]</td> </tr> <tr> <td>competitiveness</td> <td><input type="text"/></td> <td><input type="text"/></td> <td><input type="text"/></td> </tr> </table>		positive[1]	neutral[2]	negative[3]	competitiveness	<input type="text"/>	<input type="text"/>	<input type="text"/>			
	positive[1]	neutral[2]	negative[3]								
competitiveness	<input type="text"/>	<input type="text"/>	<input type="text"/>								

**Time span of variable**



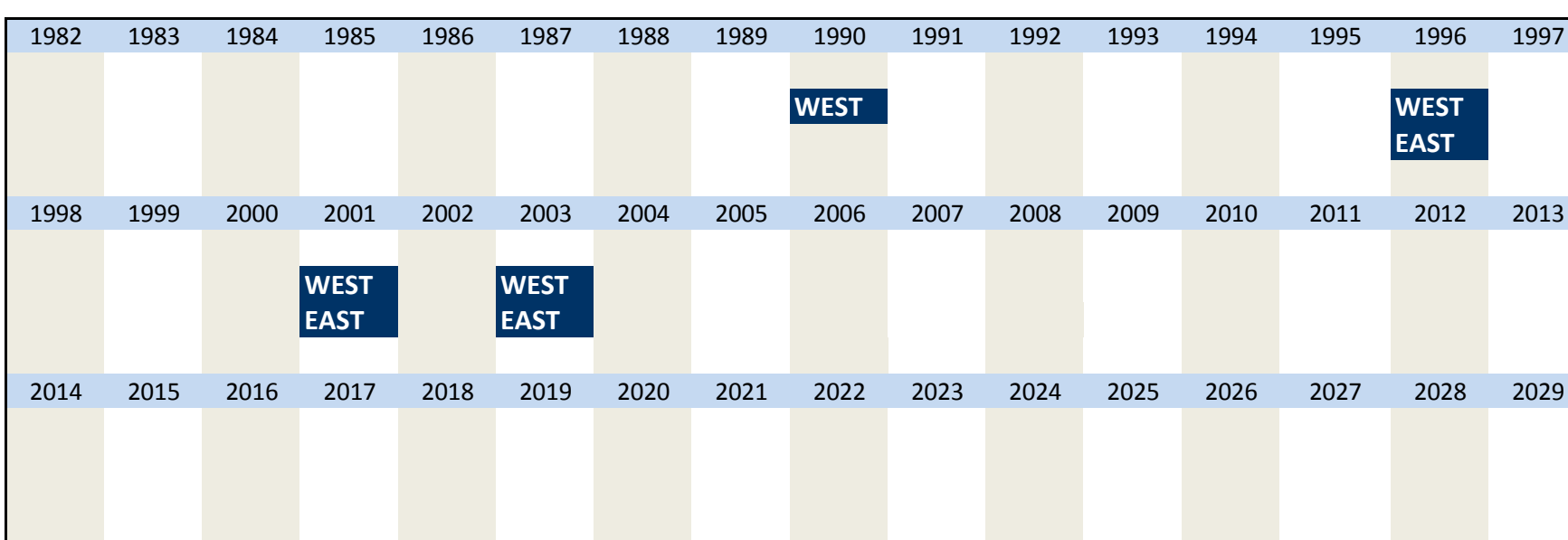
No.	Name	Label	Survey period	Survey frequency
-----	------	-------	---------------	------------------

3.16.10) **we10** impact of innovations on labour productivity West 1990 East and West 1996 to 2003 once irregular

**Wording of question**

1990	Further information										
<b>VIII. Economic impact of innovation</b> 2. The realised innovations impacted these items in our company as follows: <table border="1"> <tr> <td></td> <td>positive[1]</td> <td>not[2]</td> <td>negative[3]</td> </tr> <tr> <td>labour productivity</td> <td><input type="text"/></td> <td><input type="text"/></td> <td><input type="text"/></td> </tr> </table>		positive[1]	not[2]	negative[3]	labour productivity	<input type="text"/>	<input type="text"/>	<input type="text"/>			
	positive[1]	not[2]	negative[3]								
labour productivity	<input type="text"/>	<input type="text"/>	<input type="text"/>								
1996 to 2003 <b>VI. Economic impact of innovation</b> b) The realised innovations impacted these items in our company as follows: <table border="1"> <tr> <td></td> <td>positive[1]</td> <td>neutral[2]</td> <td>negative[3]</td> </tr> <tr> <td>labour productivity</td> <td><input type="text"/></td> <td><input type="text"/></td> <td><input type="text"/></td> </tr> </table>		positive[1]	neutral[2]	negative[3]	labour productivity	<input type="text"/>	<input type="text"/>	<input type="text"/>			
	positive[1]	neutral[2]	negative[3]								
labour productivity	<input type="text"/>	<input type="text"/>	<input type="text"/>								

**Time span of variable**



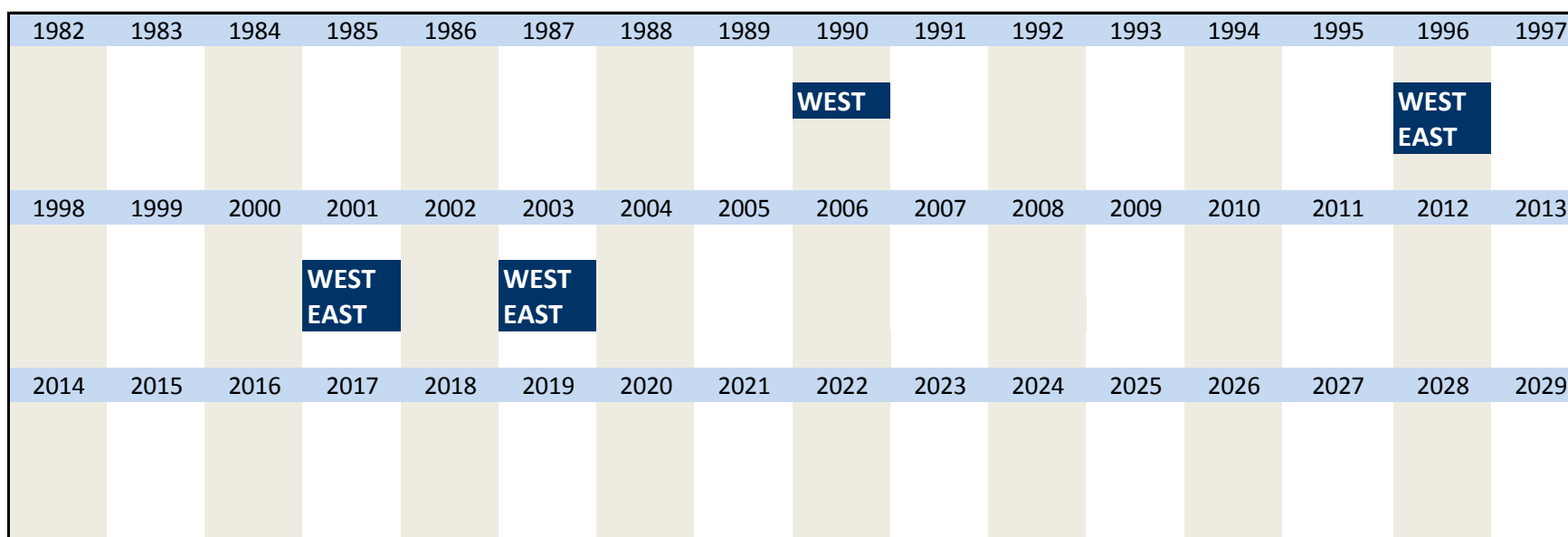
No.	Name	Label	Survey period	Survey frequency
-----	------	-------	---------------	------------------

3.16.11) **we11** percentage increase in revenue due to innovations West 1990 East and West 1996 to 2003 once irregular

Wording of question

1990 <b>VIII. Economic impact of innovation</b> 2. Please quantify the additional impact of realised innovations on the following items (estimates are sufficient)  revenue _____ (increase or decrease in %)	Further information
1996 to 2003 <b>VI. Economic impact of innovation</b> c) Please quantify the additional impact of realised innovations on the following items (estimates are sufficient)  revenue _____ increase in %	

Time span of variable




No.	Name	Label	Survey period	Survey frequency
3.16.12)	we12	percentage increase in profit due to innovations	West 1990 East and West 1996 to 2003	once irregular

Wording of question

1990 <b>VIII. Economic impact of innovation</b> 2. Please quantify the additional impact of realised innovations on the following items (estimates are sufficient)  profit _____ (increase or decrease in %)	Further information
1996 to 2003 <b>VI. Economic impact of innovation</b> c) Please quantify the additional impact of realised innovations on the following items (estimates are sufficient)  profit _____ increase in %	

Time span of variable




No.	Name	Label	Survey period	Survey frequency
3.16.13)	we13	percentage increase in labour productivity due to innovations	West 1990 East and West 1996 to 2003	once irregular

Wording of question

1990 <b>VIII. Economic impact of innovation</b> 2. Please quantify the additional impact of realised innovations on the following items (estimates are sufficient)	Further information
--	---------------------

labour productivity	_____ (increase or decrease in %)
1996 to 2003	
<b>VI. Economic impact of innovation</b>	
c) Please quantify the additional impact of realised innovations on the following items (estimates are sufficient)	
labour productivity	_____
	increase in %

Time span of variable




No.	Name	Label	Survey period	Survey frequency
3.16.14)	we14	percentage increase in market share due to innovations	West 1990 East and West 1996 to 2003	once irregular

Wording of question

1990	<b>VIII. Economic impact of innovation</b>	Further information
2. Please quantify the additional impact of realised innovations on the following items (estimates are sufficient)		
market share	_____ (increase or decrease in %)	
1996 to 2003		
<b>VI. Economic impact of innovation</b>		
c) Please quantify the additional impact of realised innovations on the following items (estimates are sufficient)		
market share	_____	
	increase in %	

Time span of variable



No.	Name	Label	Survey period	Survey frequency
3.16.15)	we15	no impact of innovations on revenue	West 1990 East and West 1996 to 2003	once irregular

Wording of question

1990	<b>VIII. Economic impact of innovation</b>	Further information
2. Please quantify the additional impact of realised innovations on the following items (estimates are sufficient)		
revenue	[1], if the value 0 was stated (increase or decrease in %)	
1996 to 2003		
<b>VI. Economic impact of innovation</b>		
c) Please quantify the additional impact of realised innovations on the following items (estimates are sufficient)		
revenue	_____	
	no change [1]	

Time span of variable															
1982	1983	1984	1985	1986	1987	1988	1989	1990	1991	1992	1993	1994	1995	1996	1997
								WEST						WEST EAST	
1998	1999	2000	2001	2002	2003	2004	2005	2006	2007	2008	2009	2010	2011	2012	2013
			WEST EAST		WEST EAST										
2014	2015	2016	2017	2018	2019	2020	2021	2022	2023	2024	2025	2026	2027	2028	2029

No.	Name	Label	Survey period	Survey frequency
-----	------	-------	---------------	------------------

3.16.16)	we16	no impact of innovations on profits	West 1990 East and West 1996 to 2003	once irregular
----------	------	-------------------------------------	---	-------------------

Wording of question

1990	Further information
<b>VIII. Economic impact of innovation</b> 2. Please quantify the additional impact of realised innovations on the following items (estimates are sufficient)  profit [1], if the value 0 was stated (increase or decrease in %)	
1996 to 2003 <b>VI. Economic impact of innovation</b> c) Please quantify the additional impact of realised innovations on the following items (estimates are sufficient)  profit no change [1]	

Time span of variable															
1982	1983	1984	1985	1986	1987	1988	1989	1990	1991	1992	1993	1994	1995	1996	1997
								WEST						WEST EAST	
1998	1999	2000	2001	2002	2003	2004	2005	2006	2007	2008	2009	2010	2011	2012	2013
			WEST EAST		WEST EAST										
2014	2015	2016	2017	2018	2019	2020	2021	2022	2023	2024	2025	2026	2027	2028	2029

No.	Name	Label	Survey period	Survey frequency
-----	------	-------	---------------	------------------

3.16.17)	we17	no impact of innovations on productivity	West 1990 East and West 1996 to 2003	once irregular
----------	------	--	---	-------------------

Wording of question

1990	Further information
<b>VIII. Economic impact of innovation</b> 2. Please quantify the additional impact of realised innovations on the following items (estimates are sufficient)  labour productivity [1], if the value 0 was stated (increase or decrease in %)	
1996 to 2003 <b>VI. Economic impact of innovation</b> c) Please quantify the additional impact of realised innovations on the following items (estimates are sufficient)  labour productivity no change [1]	

Time span of variable															
1982	1983	1984	1985	1986	1987	1988	1989	1990	1991	1992	1993	1994	1995	1996	1997
								WEST		Seite 207				WEST EAST	



1998	1999	2000	2001	2002	2003	2004	2005	2006	2007	2008	2009	2010	2011	2012	2013
			WEST EAST		WEST EAST										
2014	2015	2016	2017	2018	2019	2020	2021	2022	2023	2024	2025	2026	2027	2028	2029

No.	Name	Label	Survey period	Survey frequency
3.16.18)	we18	no impact of innovations on market share	West 1990 East and West 1996 to 2003	once irregular

Wording of question

<p>1990</p> <p><b>VIII. Economic impact of innovation</b></p> <p>2. Please quantify the additional impact of realised innovations on the following items (estimates are sufficient)</p> <p>market share [1], if the value 0 was stated (increase or decrease in %)</p>	Further information
<p>1996 to 2003</p> <p><b>VI. Economic impact of innovation</b></p> <p>c) Please quantify the additional impact of realised innovations on the following items (estimates are sufficient)</p> <p>market share no change [1]</p>	

Time span of variable

1982	1983	1984	1985	1986	1987	1988	1989	1990	1991	1992	1993	1994	1995	1996	1997
								WEST						WEST EAST	
1998	1999	2000	2001	2002	2003	2004	2005	2006	2007	2008	2009	2010	2011	2012	2013
			WEST EAST		WEST EAST										
2014	2015	2016	2017	2018	2019	2020	2021	2022	2023	2024	2025	2026	2027	2028	2029

No.	Name	Label	Survey period	Survey frequency
3.16.19)	we19	percentage decrease in revenue due to innovations	West 1990 East and West 1996 to 2003	once irregular

Wording of question

<p>1990</p> <p><b>VIII. Economic impact of innovation</b></p> <p>2. Please quantify the additional impact of realised innovations on the following items (estimates are sufficient)</p> <p>revenue _____ (increase or decrease in %)</p>	Further information
<p>1996 to 2003</p> <p><b>VI. Economic impact of innovation</b></p> <p>c) Please quantify the additional impact of realised innovations on the following items (estimates are sufficient)</p> <p>revenue decrease in %</p>	

Time span of variable

1982	1983	1984	1985	1986	1987	1988	1989	1990	1991	1992	1993	1994	1995	1996	1997
								WEST						WEST EAST	
1998	1999	2000	2001	2002	2003	2004	2005	2006	2007	2008	2009	2010	2011	2012	2013
			WEST EAST		WEST EAST										
2014	2015	2016	2017	2018	2019	2020	2021	2022	2023	2024	2025	2026	2027	2028	2029

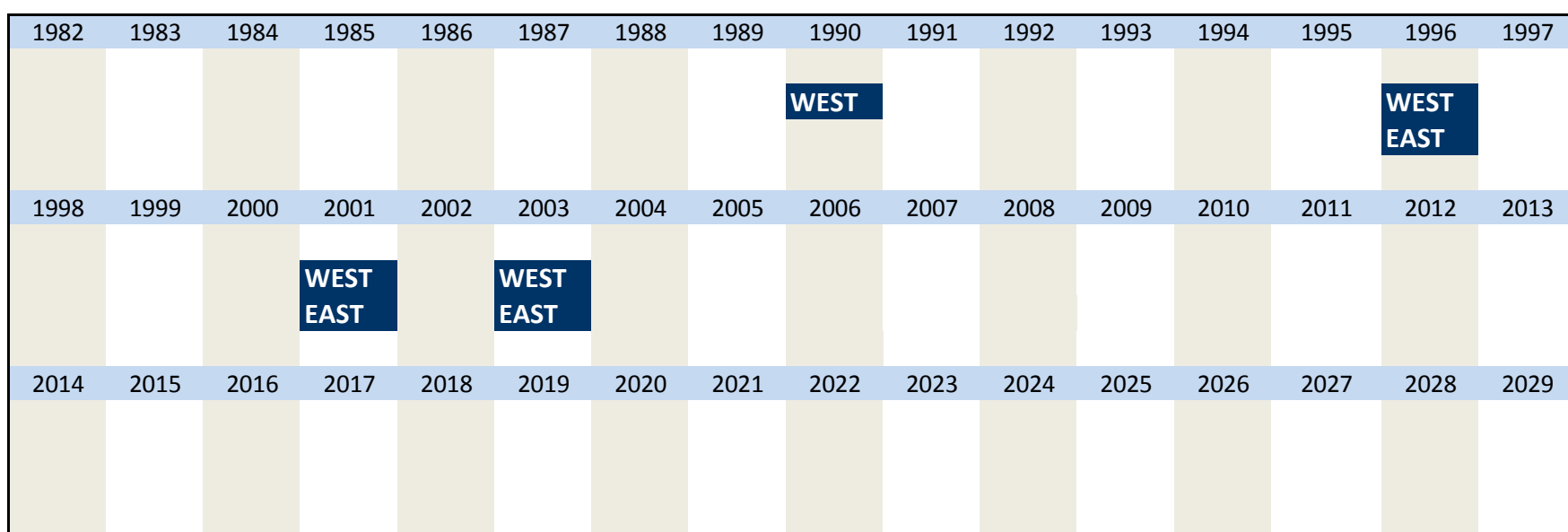
No.	Name	Label	Survey period	Survey frequency
-----	------	-------	---------------	------------------

3.16.20) **we20** percentage decrease in profit due to innovations West 1990 East and West 1996 to 2003 once irregular

**Wording of question**

<p>1990 <b>VIII. Economic impact of innovation</b> 2. Please quantify the additional impact of realised innovations on the following items (estimates are sufficient)</p> <p>profit _____ (increase or decrease in %)</p>	Further information
<p>1996 to 2003 <b>VI. Economic impact of innovation</b> c) Please quantify the additional impact of realised innovations on the following items (estimates are sufficient)</p> <p>profit decrease in % _____</p>	

**Time span of variable**




No.	Name	Label	Survey period	Survey frequency
-----	------	-------	---------------	------------------

3.16.21) **we21** percentage decrease in labour productivity due to innovations West 1990 East and West 1996 to 2003 once irregular

**Wording of question**

<p>1990 <b>VIII. Economic impact of innovation</b> 2. Please quantify the additional impact of realised innovations on the following items (estimates are sufficient)</p> <p>labour productivity _____ (increase or decrease in %)</p>	Further information
<p>1996 to 2003 <b>VI. Economic impact of innovation</b> c) Please quantify the additional impact of realised innovations on the following items (estimates are sufficient)</p> <p>labour productivity decrease in % _____</p>	

**Time span of variable**



No.	Name	Label	Survey period	Survey frequency
-----	------	-------	---------------	------------------

3.16.22) **we22** percentage decrease in market share due to innovations West 1990 East and West 1996 to 2003 once irregular

**Wording of question**

1990 <b>VIII. Economic impact of innovation</b>	Further information
--	---------------------

2. Please quantify the additional impact of realised innovations on the following items (estimates are sufficient)

market share \_\_\_\_\_ (increase or decrease in %)

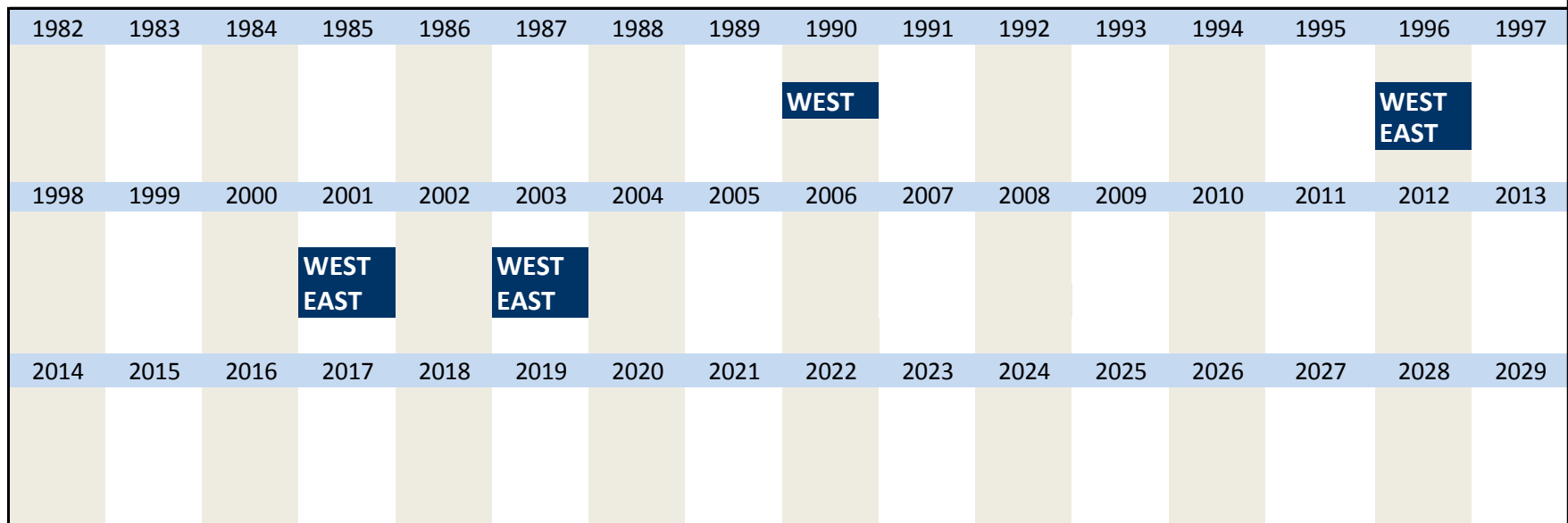
1996 to 2003

**VI. Economic impact of innovation**

c) Please quantify the additional impact of realised innovations on the following items (estimates are sufficient)

market share \_\_\_\_\_ decrease in %

Time span of variable



No.	Name	Label	Survey period	Survey frequency
-----	------	-------	---------------	------------------

3.16.23) **we23** share of new products in total revenue West 1990 once

Wording of question

1990

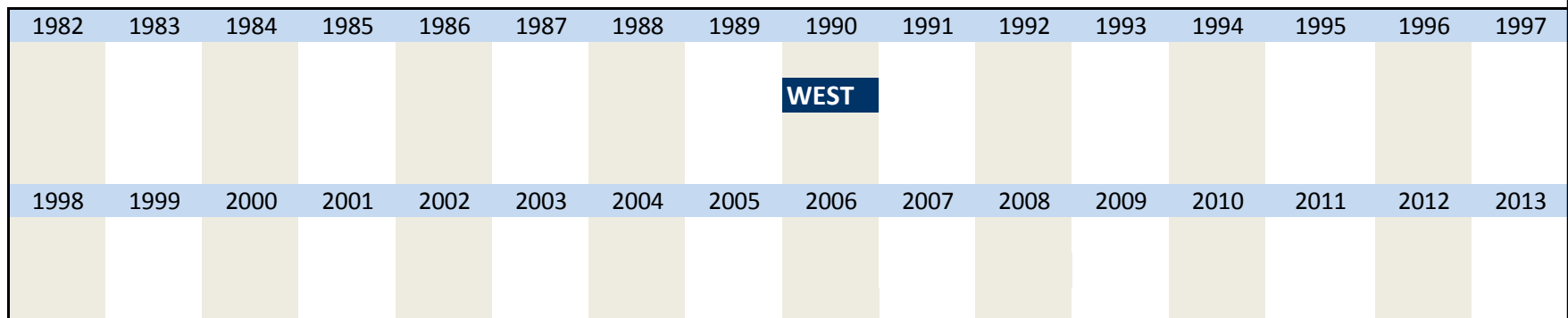
**VIII. Economic impact of innovation**

1. Products newly taken into the production program since business year 1985 accounted for a share of ... of the total revenue of the product line in 1990 \_\_\_\_\_ %

Export accounted for a share of ... of the sales of these new products %

Further information

Time span of variable



No.	Name	Label	Survey period	Survey frequency
-----	------	-------	---------------	------------------

3.16.24) **we24** share of exports new products in sales of new products West 1990 once

Wording of question

1990

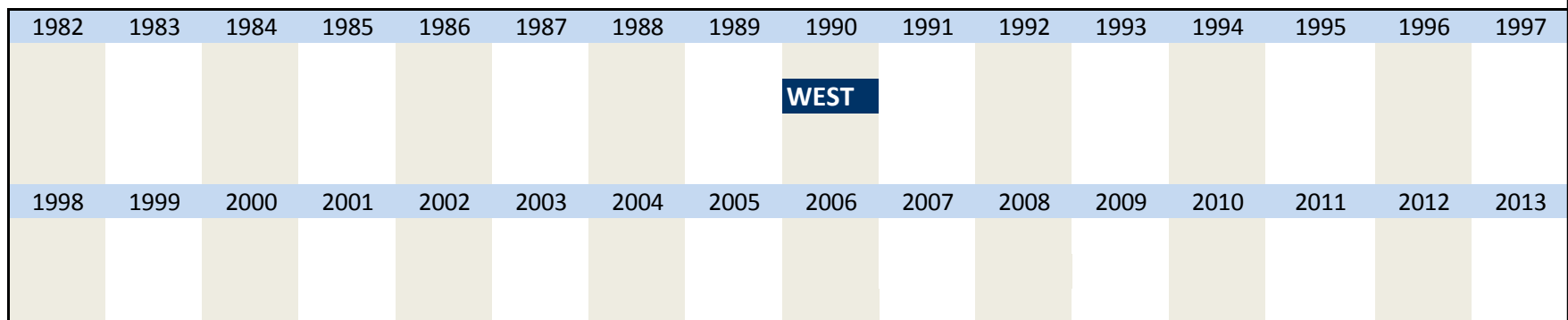
**VIII. Economic impact of innovation**

1. Products newly taken into the production program since business year 1985 accounted for a share of ... of the total revenue of the product line in 1990 %

Export accounted for a share of ... of the sales of these new products \_\_\_\_\_ %

Further information

Time span of variable



No.	Name	Label	Survey period	Survey frequency
-----	------	-------	---------------	------------------

3.17.1-50) bt1-bt50

technology procurement

West 1991  
East 1991

once  
once

**Wording of question**

1991

**XII. Information for characterisation of the company**

a) Did your company procure new technologies in 1991?  
 yes  bt1 no  bt2

If yes: How and by whom have these technologies been procured?

Way of technology procurement	by other companies					
	within Europe			outside of Europe		
	domestic	EC	not EC	USA	Japan	other
usage rights for inventions/licenses	bt3	bt4	bt5	bt6	bt7	bt8
usage of consultancy services	bt9	bt10	bt11	bt12	bt13	bt14
external R&D services	bt15	bt16	bt17	bt18	bt19	bt20
aquisition of (part of) company	bt21	bt22	bt23	bt24	bt25	bt26
acquisition of machines	bt27	bt28	bt29	bt30	bt31	bt32
recruitment of specialist staff	bt33	bt34	bt35	bt36	bt37	bt38
other ways of procurement:	bt39	bt40	bt41	bt42	bt43	bt44
Procurement from Parent, subsidiary or affiliated company	bt45	bt46	bt47	bt48	bt49	bt50

Further information

Time span of variable

1982	1983	1984	1985	1986	1987	1988	1989	1990	1991	1992	1993	1994	1995	1996	1997
									WEST EAST						
1998	1999	2000	2001	2002	2003	2004	2005	2006	2007	2008	2009	2010	2011	2012	2013

No.	Name	Label	Survey period	Survey frequency
-----	------	-------	---------------	------------------

3.17.51-100) tt1-tt50

transfer of technologies

West 1991  
East 1991

once  
once

**Wording of question**

1991

**XII. Information for characterisation of the company**

b) Did your company transfer new technologies in 1991?  
 yes  tt1 no  tt2

If yes: How and to whom have these technologies been transferred?

Way of technology transfer	to other companies					
	within Europe			outside of Europe		
	domestic	EC	not EC	USA	Japan	other
usage rights for inventions/licenses	tt3	tt4	tt5	tt6	tt7	tt8
consultancy services for other companies	tt9	tt10	tt11	tt12	tt13	tt14
R&D services for other companies	tt15	tt16	tt17	tt18	tt19	tt20
selling (part of) the company	tt21	tt22	tt23	tt24	tt25	tt26
selling machines	tt27	tt28	tt29	tt30	tt31	tt32
deploying specialist staff	tt33	tt34	tt35	tt36	tt37	tt38

Further information

Seite 211

other ways of transfer:	tt39	tt40	tt41		tt42	tt43	tt44
transfer to Parent, subsidiary or affiliated company	tt45	tt46	tt47		tt48	tt49	tt50

Time span of variable

1982	1983	1984	1985	1986	1987	1988	1989	1990	1991	1992	1993	1994	1995	1996	1997
									WEST EAST						
1998	1999	2000	2001	2002	2003	2004	2005	2006	2007	2008	2009	2010	2011	2012	2013

3.18 R&D activities

No.	Name	Label	Survey period	Survey frequency
3.18.1)	fue1	company has carried out R&D	East and West 1991 to 2002	irregular

Wording of question

<p>1991 and 2000</p> <p><b>IX./VI. R&amp;D activities</b></p> <p>a) Has your company carried out R&amp;D in 19WW*??</p> <p>yes <input type="checkbox"/> [1] no <input type="checkbox"/> [2]</p>	<p>Further information</p> <p>*19WW denotes the year under review</p>																																																																																																	
<p>1998 and 2002</p> <p><b>VI. Research and Development activity in the company</b></p> <p>we conduct our own Research and Development (R&amp;D)</p> <p>yes <input type="checkbox"/> [1] no <input type="checkbox"/> [2]</p>																																																																																																		
<p>Time span of variable</p> <table border="1"> <tr> <td>1982</td><td>1983</td><td>1984</td><td>1985</td><td>1986</td><td>1987</td><td>1988</td><td>1989</td><td>1990</td><td>1991</td><td>1992</td><td>1993</td><td>1994</td><td>1995</td><td>1996</td><td>1997</td> </tr> <tr> <td></td><td></td><td></td><td></td><td></td><td></td><td></td><td></td><td></td><td>WEST EAST</td><td></td><td></td><td></td><td></td><td></td><td></td> </tr> <tr> <td>1998</td><td>1999</td><td>2000</td><td>2001</td><td>2002</td><td>2003</td><td>2004</td><td>2005</td><td>2006</td><td>2007</td><td>2008</td><td>2009</td><td>2010</td><td>2011</td><td>2012</td><td>2013</td> </tr> <tr> <td>WEST EAST</td><td></td><td>WEST EAST</td><td></td><td>WEST EAST</td><td></td><td></td><td></td><td></td><td></td><td></td><td></td><td></td><td></td><td></td><td></td> </tr> <tr> <td>2014</td><td>2015</td><td>2016</td><td>2017</td><td>2018</td><td>2019</td><td>2020</td><td>2021</td><td>2022</td><td>2023</td><td>2024</td><td>2025</td><td>2026</td><td>2027</td><td>2028</td><td>2029</td> </tr> <tr> <td></td><td></td><td></td><td></td><td></td><td></td><td></td><td></td><td></td><td></td><td></td><td></td><td></td><td></td><td></td><td></td> </tr> </table>		1982	1983	1984	1985	1986	1987	1988	1989	1990	1991	1992	1993	1994	1995	1996	1997										WEST EAST							1998	1999	2000	2001	2002	2003	2004	2005	2006	2007	2008	2009	2010	2011	2012	2013	WEST EAST		WEST EAST		WEST EAST												2014	2015	2016	2017	2018	2019	2020	2021	2022	2023	2024	2025	2026	2027	2028	2029																	
1982	1983	1984	1985	1986	1987	1988	1989	1990	1991	1992	1993	1994	1995	1996	1997																																																																																			
									WEST EAST																																																																																									
1998	1999	2000	2001	2002	2003	2004	2005	2006	2007	2008	2009	2010	2011	2012	2013																																																																																			
WEST EAST		WEST EAST		WEST EAST																																																																																														
2014	2015	2016	2017	2018	2019	2020	2021	2022	2023	2024	2025	2026	2027	2028	2029																																																																																			

No.	Name	Label	Survey period	Survey frequency
3.18.2)	fue2	company carries out R&D on regular basis	East and West 1991 to 2002	irregular

Wording of question

<p>1991 and 2000</p> <p><b>IX./VI. R&amp;D activities</b></p> <p>a) Has your company carried out R&amp;D in 19WW*??</p> <p>yes <input type="checkbox"/> no <input checked="" type="checkbox"/></p> <p>If yes:</p> <p>- is R&amp;D carried out regularly?</p> <p>yes <input type="checkbox"/> [1] no <input type="checkbox"/> [2]</p>	<p>Further information</p> <p>*19WW denotes the year under review</p>																																	
<p>1998 and 2002</p> <p><b>VI. Research and Development activity in the company</b></p> <p>we conduct our own Research and Development (R&amp;D)</p> <p>yes <input type="checkbox"/> no <input checked="" type="checkbox"/></p> <p>If yes: 1. regularly <input type="checkbox"/> [1] upon requirement <input type="checkbox"/> [2]</p>																																		
<p>Time span of variable</p> <table border="1"> <tr> <td>1982</td><td>1983</td><td>1984</td><td>1985</td><td>1986</td><td>1987</td><td>1988</td><td>1989</td><td>1990</td><td>1991</td><td>1992</td><td>1993</td><td>1994</td><td>1995</td><td>1996</td><td>1997</td> </tr> <tr> <td></td><td></td><td></td><td></td><td></td><td></td><td></td><td></td><td></td><td>WEST EAST</td><td></td><td></td><td></td><td></td><td></td><td></td> </tr> </table>		1982	1983	1984	1985	1986	1987	1988	1989	1990	1991	1992	1993	1994	1995	1996	1997										WEST EAST							
1982	1983	1984	1985	1986	1987	1988	1989	1990	1991	1992	1993	1994	1995	1996	1997																			
									WEST EAST																									

1998	1999	2000	2001	2002	2003	2004	2005	2006	2007	2008	2009	2010	2011	2012	2013
WEST EAST		WEST EAST		WEST EAST											
2014	2015	2016	2017	2018	2019	2020	2021	2022	2023	2024	2025	2026	2027	2028	2029

No.	Name	Label	Survey period	Survey frequency
3.18.3)	fue3	share of product innovations in R&D expenditures	West and East 1991 West and East 2000	once once

Wording of question

<p>1991 and 2000</p> <p><b>IX./VI. R&amp;D activities</b></p> <p>a) Has your company carried out R&amp;D in 19WW*??</p> <p>yes <input type="checkbox"/> no <input checked="" type="checkbox"/></p> <p>If yes:</p> <p>share of R&amp;D expenditures in 19WW* for -product innovations _____ %</p>	<p>Further information</p> <p>*19WW denotes the year under review</p>
--	---

Time span of variable

1982	1983	1984	1985	1986	1987	1988	1989	1990	1991	1992	1993	1994	1995	1996	1997
									WEST EAST						
1998	1999	2000	2001	2002	2003	2004	2005	2006	2007	2008	2009	2010	2011	2012	2013
		WEST EAST													
2014	2015	2016	2017	2018	2019	2020	2021	2022	2023	2024	2025	2026	2027	2028	2029

No.	Name	Label	Survey period	Survey frequency
3.18.4)	fue4	share of process innovations in R&D expenditures	West and East 1991 West and East 2000	once once

Wording of question

<p>1991 and 2000</p> <p><b>IX./VI. R&amp;D activities</b></p> <p>a) Has your company carried out R&amp;D in 19WW*??</p> <p>yes <input type="checkbox"/> no <input checked="" type="checkbox"/></p> <p>If yes:</p> <p>share of R&amp;D expenditures in 19WW* for - process innovations _____ %</p>	<p>Further information</p> <p>*19WW denotes the year under review</p>
---	---

Time span of variable

1982	1983	1984	1985	1986	1987	1988	1989	1990	1991	1992	1993	1994	1995	1996	1997
									WEST EAST						
1998	1999	2000	2001	2002	2003	2004	2005	2006	2007	2008	2009	2010	2011	2012	2013
		WEST EAST													
2014	2015	2016	2017	2018	2019	2020	2021	2022	2023	2024	2025	2026	2027	2028	2029

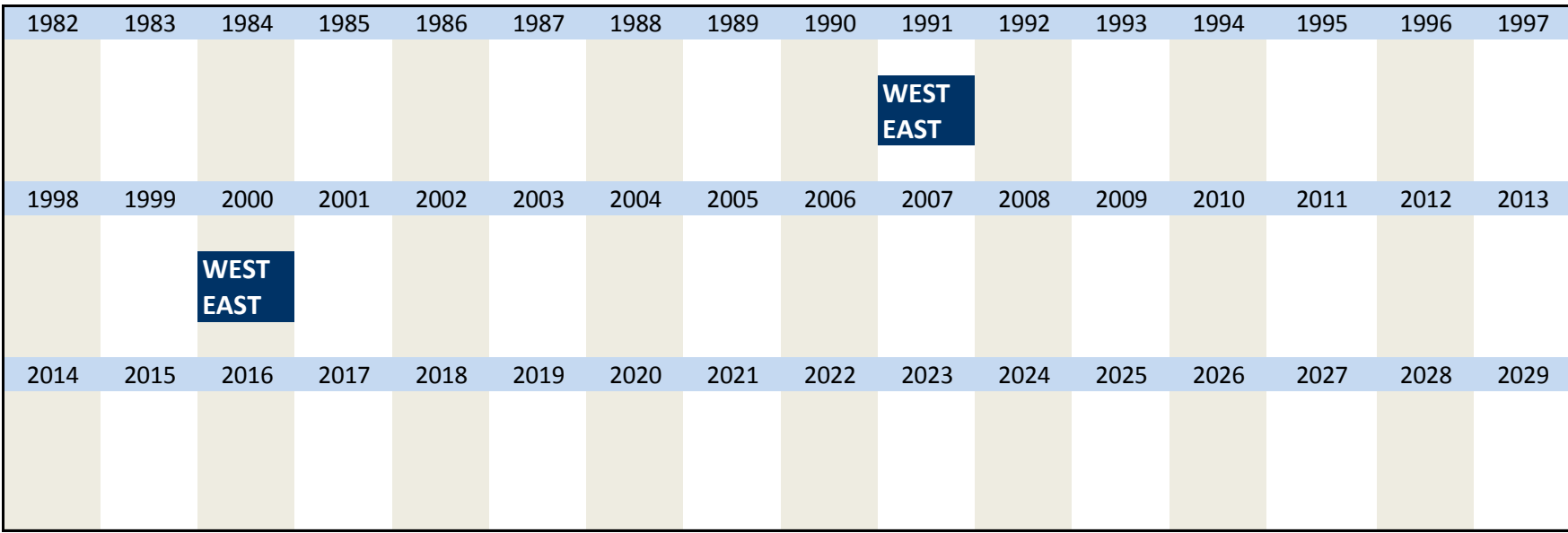
No.	Name	Label	Survey period	Survey frequency
3.18.5)	fue5	company plans R&D during next 3 years	West and East 1991 West and East 2000	once once

Wording of question

1991 and 2000	Seite 213	Further information
---------------	-----------	---------------------

b) Are there any scheduled R&D activities during the next 3 years?  
 yes  [1] no  [2]

Time span of variable



No.	Name	Label	Survey period	Survey frequency
3.18.6)	fue6	R&D organised in form of: central R&D department	West and East 1998 West and East 2002	once once

Wording of question

1998 and 2002

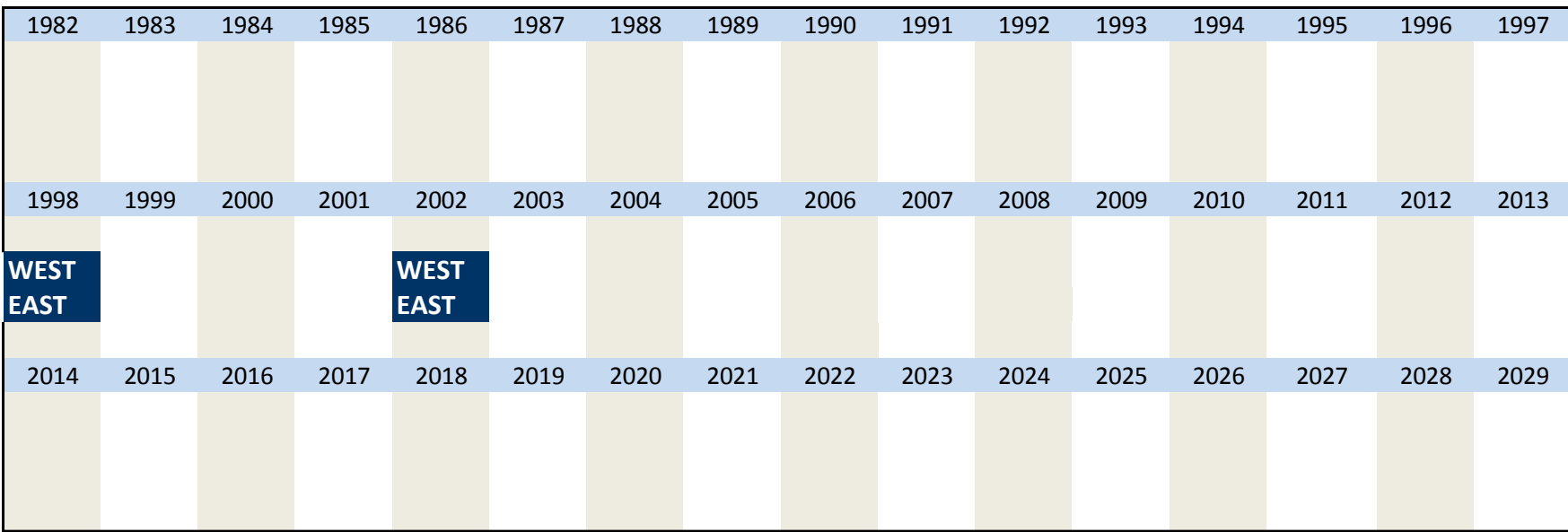
**VI. Research and Development activity in the company**  
 we conduct our own Research and Development (R&D)  
 yes  no

If yes: 2. Our R&D activities are organised in the form of  
 (multiple answers possible)

- a central R&D department  [1]

Further information

Time span of variable



No.	Name	Label	Survey period	Survey frequency
3.18.7)	fue7	R&D organised in form of: decentralised R&D departments	West and East 1998 West and East 2002	once once

Wording of question

1998 and 2002

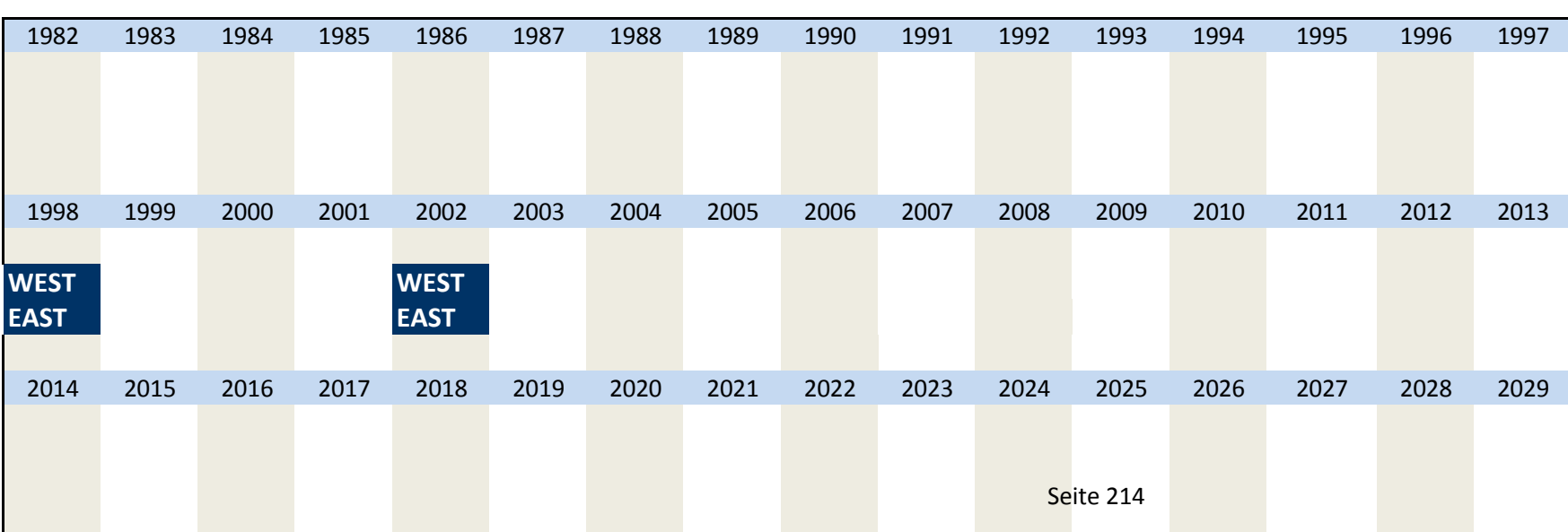
**VI. Research and Development activity in the company**  
 we conduct our own Research and Development (R&D)  
 yes  no

If yes: 2. Our R&D activities are organised in the form of  
 (multiple answers possible)

- decentralised R&D departments (e.g. product group  
 or company sector specific)  [1]

Further information

Time span of variable



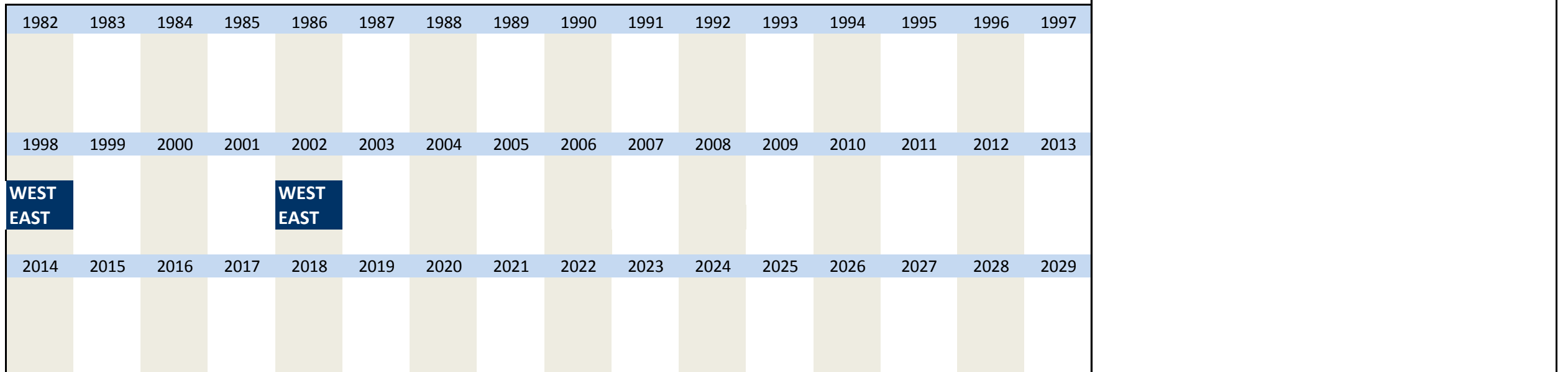
No.	Name	Label	Survey period	Survey frequency
-----	------	-------	---------------	------------------

3.18.8) fue8 R&D organised in form of: problem-specific project groups West and East 1998 once  
West and East 2002 once

Wording of question

<p>1998 and 2002</p> <p><b>VI. Research and Development activity in the company</b> we conduct our own Research and Development (R&amp;D)</p> <p>yes <input type="checkbox"/> no <input checked="" type="checkbox"/></p> <p>If yes: 2. Our R&amp;D activities are organised in the form of (multiple answers possible)</p> <p>- problem-specific project groups <input type="checkbox"/> [1]</p>	Further information
--	---------------------

Time span of variable



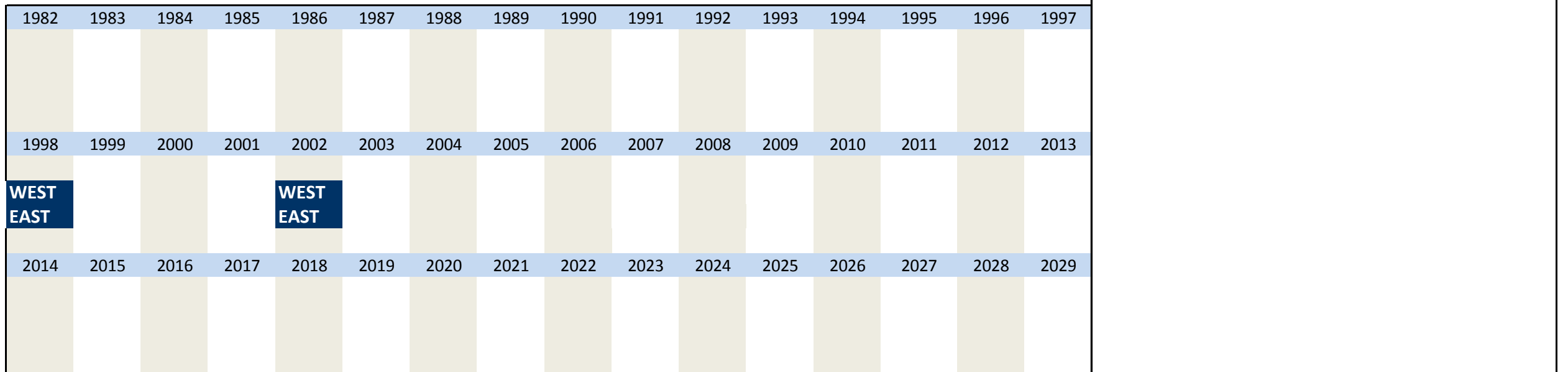
No.	Name	Label	Survey period	Survey frequency
-----	------	-------	---------------	------------------

3.18.9) fue9 R&D organised by entrepreneur himself West and East 1998 once  
West and East 2002 once

Wording of question

<p>1998 and 2002</p> <p><b>VI. Research and Development activity in the company</b> we conduct our own Research and Development (R&amp;D)</p> <p>yes <input type="checkbox"/> no <input checked="" type="checkbox"/></p> <p>If yes: 2. Our R&amp;D activities are organised in the form of (multiple answers possible)</p> <p>- R&amp;D activities by the entrepreneur himself <input type="checkbox"/> [1]</p>	Further information
---	---------------------

Time span of variable



No.	Name	Label	Survey period	Survey frequency
-----	------	-------	---------------	------------------

3.18.10) fue10 share of R&D expenditures in total revenue West and East 1998 once  
West and East 2002 once

Wording of question

<p>1998 and 2002</p> <p><b>VI. Research and Development activity in the company</b> we conduct our own Research and Development (R&amp;D)</p> <p>yes <input type="checkbox"/> no <input checked="" type="checkbox"/></p> <p>If yes: 3. In 19WW/20WW* the share of our total R&amp;D expenditures to the total annual turnover was (in %) _____ %</p>	<p>Further information</p> <p>*19WW denotes the year under review</p>
--	---

Time span of variable



1982	1983	1984	1985	1986	1987	1988	1989	1990	1991	1992	1993	1994	1995	1996	1997
1998	1999	2000	2001	2002	2003	2004	2005	2006	2007	2008	2009	2010	2011	2012	2013
WEST				WEST											
EAST				EAST											
2014	2015	2016	2017	2018	2019	2020	2021	2022	2023	2024	2025	2026	2027	2028	2029

No.	Name	Label	Survey period	Survey frequency
-----	------	-------	---------------	------------------

3.18.11) fue11 future development of R&D expenditures West and East 2000 once

Wording of question

<p>2000</p> <p><b>VI. R&amp;D activities</b></p> <p>b) Are there any scheduled R&amp;D activities during the next 3 years?</p> <p>yes <input type="checkbox"/> no <input checked="" type="checkbox"/></p> <p>If yes:</p> <p>- are the R&amp;D expenditures going to</p> <p>- increase <input type="checkbox"/> [1]</p> <p>- remain constant <input type="checkbox"/> [2]</p> <p>- decrease <input type="checkbox"/> [3]</p>	Further information
---	---------------------

Time span of variable

1982	1983	1984	1985	1986	1987	1988	1989	1990	1991	1992	1993	1994	1995	1996	1997
1998	1999	2000	2001	2002	2003	2004	2005	2006	2007	2008	2009	2010	2011	2012	2013
		WEST													
EAST															
2014	2015	2016	2017	2018	2019	2020	2021	2022	2023	2024	2025	2026	2027	2028	2029

3.19 R&D-Kooperation

No.	Name	Label	Survey period	Survey frequency
-----	------	-------	---------------	------------------

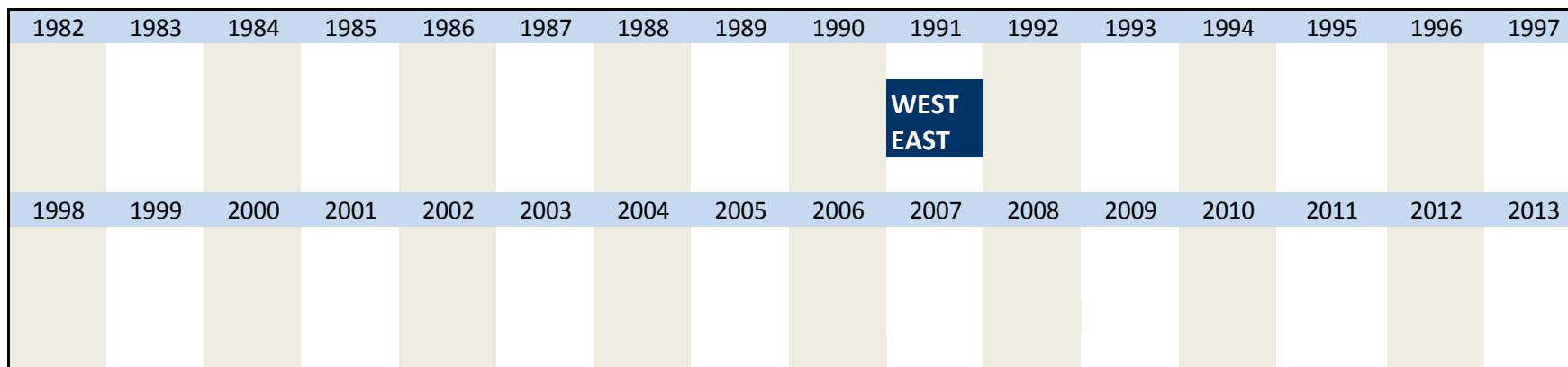
3.19.1-62) fueko1-fueko62 R&D cooperations West 1991 East 1991 once once

Wording of question

<p>1991</p> <p><b>X. R&amp;D-Kooperation</b></p> <p>Did your company participate in any R&amp;D cooperations in 1991?</p> <p>yes <input type="checkbox"/> fueko1 no <input type="checkbox"/> fueko2</p> <p>If yes:</p> <p>Who did you cooperate with?</p> <table border="1"> <thead> <tr> <th rowspan="2">Cooperation partner</th> <th colspan="6">Cooperation partner has its place of business</th> </tr> <tr> <th colspan="3">in Europe</th> <th colspan="3">outside of Europe</th> </tr> <tr> <td></td> <th>domestic</th> <th>EC</th> <th>not EC</th> <th>USA</th> <th>Japan</th> <th>other</th> </tr> </thead> <tbody> <tr> <td>customers</td> <td>fueko3</td> <td>fueko4</td> <td>fueko5</td> <td>fueko6</td> <td>fueko7</td> <td>fueko8</td> </tr> <tr> <td>suppliers</td> <td>fueko9</td> <td>fueko10</td> <td>fueko11</td> <td>fueko12</td> <td>fueko13</td> <td>fueko14</td> </tr> <tr> <td>parent, subsidiary or affiliated company</td> <td>fueko15</td> <td>fueko16</td> <td>fueko17</td> <td>fueko18</td> <td>fueko19</td> <td>fueko20</td> </tr> <tr> <td>competitors</td> <td>fueko21</td> <td>fueko22</td> <td>fueko23</td> <td>fueko24</td> <td>fueko25</td> <td>fueko26</td> </tr> <tr> <td>consultants</td> <td>fueko27</td> <td>fueko28</td> <td>fueko29</td> <td>fueko30</td> <td>fueko31</td> <td>fueko32</td> </tr> <tr> <td>public research institutes</td> <td>fueko33</td> <td>fueko34</td> <td>fueko35</td> <td>fueko36</td> <td>fueko37</td> <td>fueko38</td> </tr> <tr> <td>private research institutes</td> <td>fueko39</td> <td>fueko40</td> <td>fueko41</td> <td>fueko42</td> <td>fueko43</td> <td>fueko44</td> </tr> <tr> <td>universities</td> <td>fueko45</td> <td>fueko46</td> <td>fueko47</td> <td>fueko48</td> <td>fueko49</td> <td>fueko50</td> </tr> </tbody> </table>	Cooperation partner	Cooperation partner has its place of business						in Europe			outside of Europe				domestic	EC	not EC	USA	Japan	other	customers	fueko3	fueko4	fueko5	fueko6	fueko7	fueko8	suppliers	fueko9	fueko10	fueko11	fueko12	fueko13	fueko14	parent, subsidiary or affiliated company	fueko15	fueko16	fueko17	fueko18	fueko19	fueko20	competitors	fueko21	fueko22	fueko23	fueko24	fueko25	fueko26	consultants	fueko27	fueko28	fueko29	fueko30	fueko31	fueko32	public research institutes	fueko33	fueko34	fueko35	fueko36	fueko37	fueko38	private research institutes	fueko39	fueko40	fueko41	fueko42	fueko43	fueko44	universities	fueko45	fueko46	fueko47	fueko48	fueko49	fueko50	Further information
Cooperation partner		Cooperation partner has its place of business																																																																											
	in Europe			outside of Europe																																																																									
	domestic	EC	not EC	USA	Japan	other																																																																							
customers	fueko3	fueko4	fueko5	fueko6	fueko7	fueko8																																																																							
suppliers	fueko9	fueko10	fueko11	fueko12	fueko13	fueko14																																																																							
parent, subsidiary or affiliated company	fueko15	fueko16	fueko17	fueko18	fueko19	fueko20																																																																							
competitors	fueko21	fueko22	fueko23	fueko24	fueko25	fueko26																																																																							
consultants	fueko27	fueko28	fueko29	fueko30	fueko31	fueko32																																																																							
public research institutes	fueko33	fueko34	fueko35	fueko36	fueko37	fueko38																																																																							
private research institutes	fueko39	fueko40	fueko41	fueko42	fueko43	fueko44																																																																							
universities	fueko45	fueko46	fueko47	fueko48	fueko49	fueko50																																																																							

Institutes for joint research	fueko51	fueko52	fueko53		fueko54	fueko55	fueko56
other: _____	fueko57	fueko58	fueko59		fueko60	fueko61	fueko62

Time span of variable



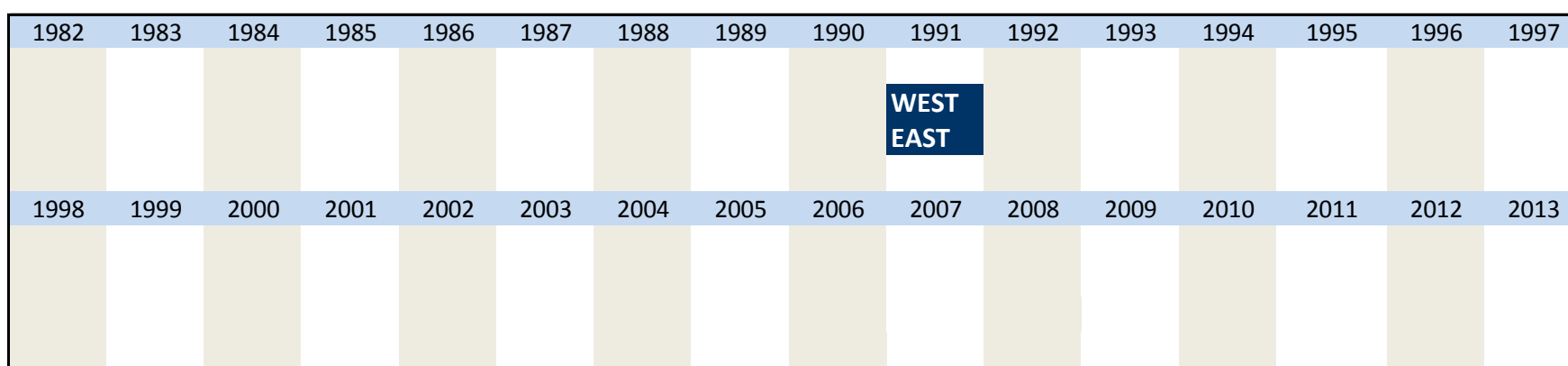
3.20 Structure of the product range

No.	Name	Label	Survey period	Survey frequency
3.20.1)	sps1	share of products which remained unchanged in total revenue	West and East 1991	once

Wording of question

<p>1991</p> <p><b>XI. Structure of the product range</b></p> <p>a) If you set the revenue of your whole product range before 1991 =100%, what was the share of revenue as compared to last year of products that</p> <p style="text-align: center;">with respect to the total revenue</p> <p>- basically remained unchanged _____ %</p>	<p>Further information</p>
---	----------------------------

Time span of variable

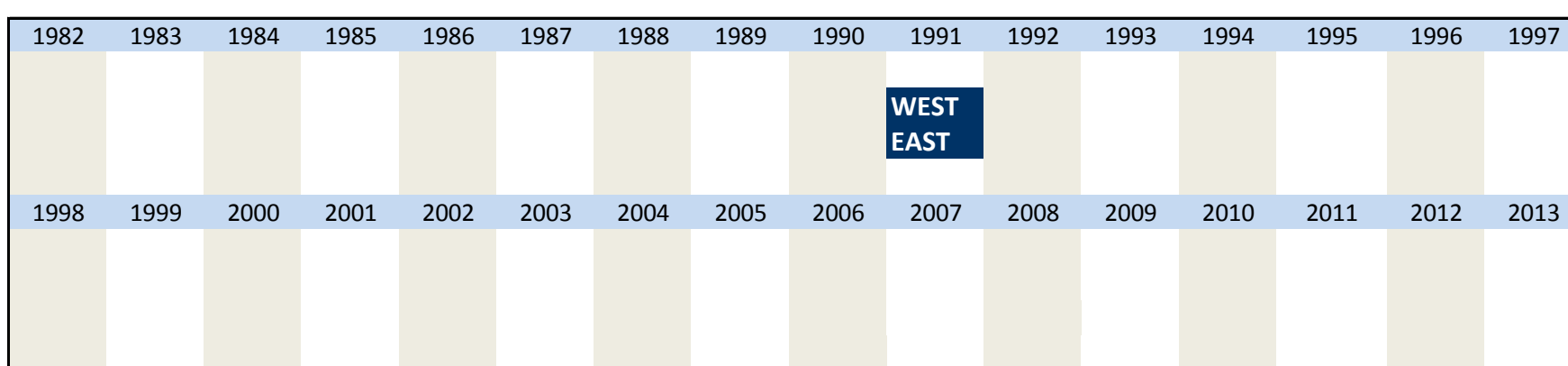


No.	Name	Label	Survey period	Survey frequency
3.20.2)	sps2	share of products which changed slightly in total revenue	West and East 1991	once

Wording of question

<p>1991</p> <p><b>XI. Structure of the product range</b></p> <p>a) If you set the revenue of your whole product range before 1991 =100%, what was the share of revenue as compared to last year of products that</p> <p style="text-align: center;">with respect to the total revenue</p> <p>- changed only slightly _____ %</p>	<p>Further information</p> <p>Umsatzanteil von slightlyfügig veränderten Produkten</p>
--	--

Time span of variable



No.	Name	Label	Survey period	Survey frequency
-----	------	-------	---------------	------------------

3.20.3) sps3

share of products which changed significantly in total revenue


West and East 1991

once

Wording of question

<p>1991</p> <p><b>XI. Structure of the product range</b></p> <p>a) If you set the revenue of your whole product range before 1991 =100%, what was the share of revenue as compared to last year of products that</p> <p style="text-align: center;">with respect to the total revenue</p> <p>- changed crucially or were introduced completely new _____ %</p>	<p>Further information</p>
--	----------------------------

Time span of variable



No.	Name	Label	Survey period	Survey frequency
-----	------	-------	---------------	------------------

3.20.4) sps4

share of products which remained unchanged in export revenue

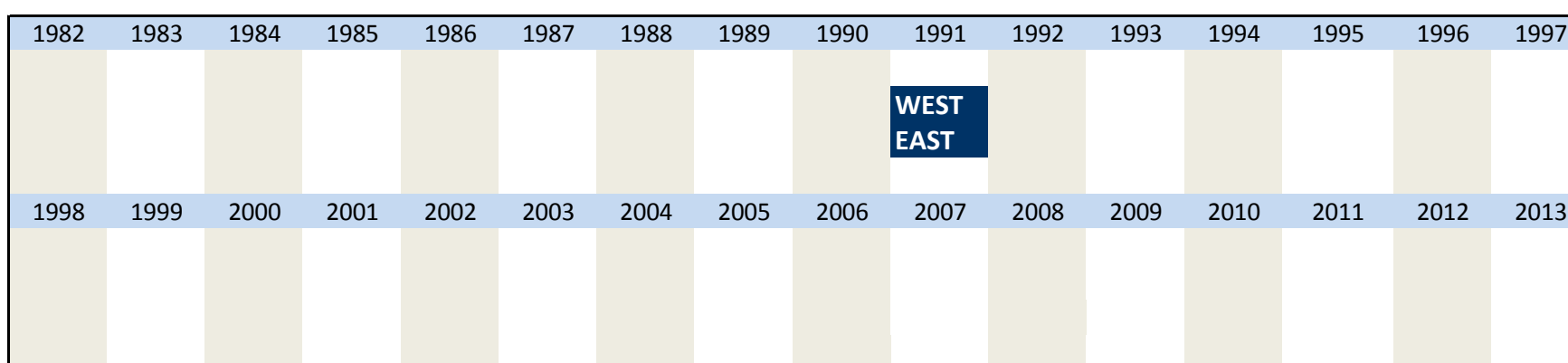
West and East 1991

once

Wording of question

<p>1991</p> <p><b>XI. Structure of the product range</b></p> <p>a) If you set the revenue of your whole product range before 1991 =100%, what was the share of revenue as compared to last year of products that</p> <p style="text-align: center;">with respect to the export revenue</p> <p>- basically remained unchanged _____ %</p>	<p>Further information</p>
--	----------------------------

Time span of variable



No.	Name	Label	Survey period	Survey frequency
-----	------	-------	---------------	------------------

3.20.5) sps5

share of products which changed slightly in export revenue

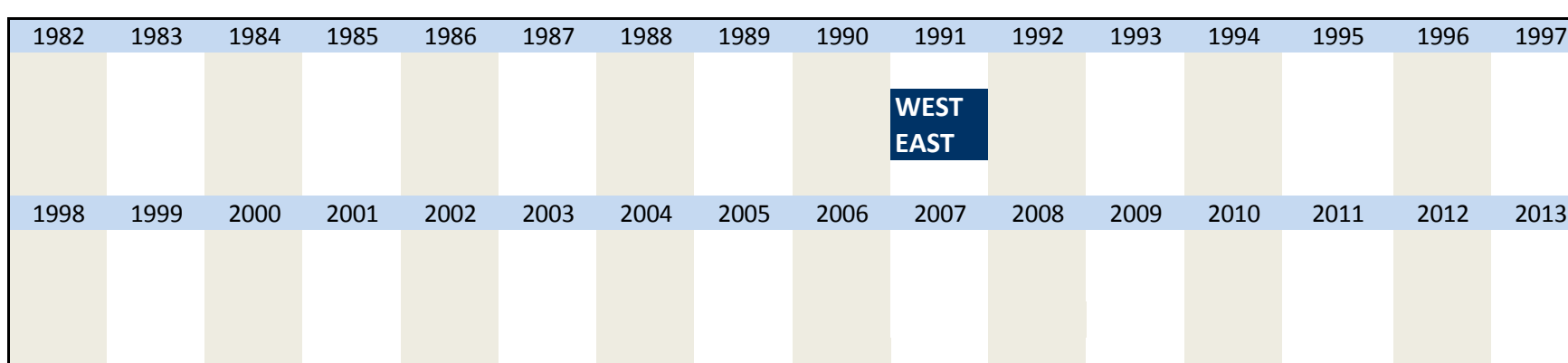
West and East 1991

once

Wording of question

<p>1991</p> <p><b>XI. Structure of the product range</b></p> <p>a) If you set the revenue of your whole product range before 1991 =100%, what was the share of revenue as compared to last year of products that</p> <p style="text-align: center;">with respect to the export revenue</p> <p>- changed only slightly _____ %</p>	<p>Further information</p>
---	----------------------------

Time span of variable




No.	Name	Label	Survey period	Survey frequency
-----	------	-------	---------------	------------------

3.20.6) **sps6** share of products which changed significantly in export revenues **West and East 1991** once

**Wording of question**

<p>1991</p> <p><b>XI. Structure of the product range</b></p> <p>a) If you set the revenue of your whole product range before 1991 =100%, what was the share of revenue as compared to last year of products that</p> <p style="text-align: center;">with respect to the export revenue</p> <p>- changed crucially or were introduced completely new _____ %</p>	Further information
---	---------------------

**Time span of variable**



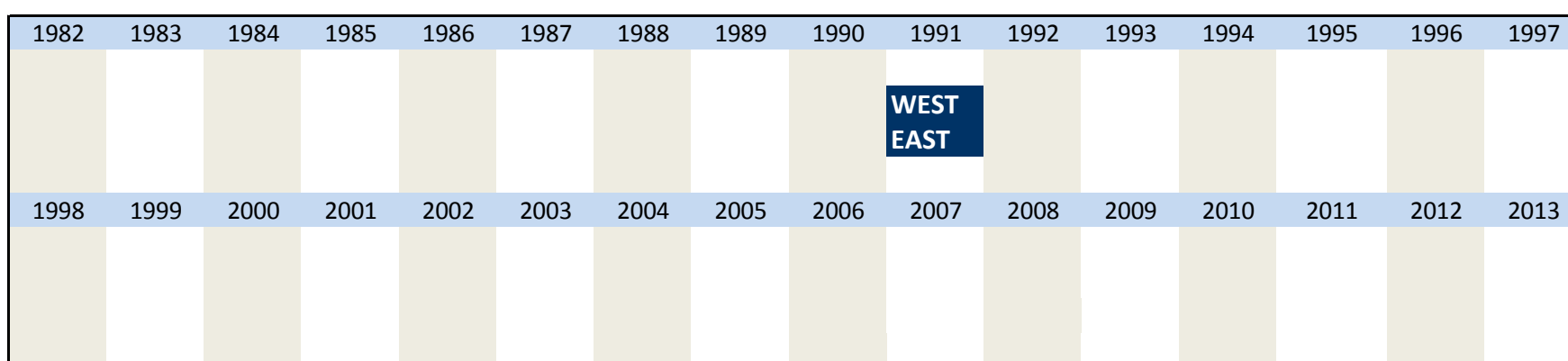
No.	Name	Label	Survey period	Survey frequency
-----	------	-------	---------------	------------------

3.20.7) **sps7** share of innovative products new to company in total revenue **West and East 1991** once

**Wording of question**

<p>1991</p> <p><b>XI. Structure of the product range</b></p> <p>b) Share of revenue of innovative products in 1991 that were new</p> <p>- to the company _____ %</p>	Further information
--	---------------------

**Time span of variable**



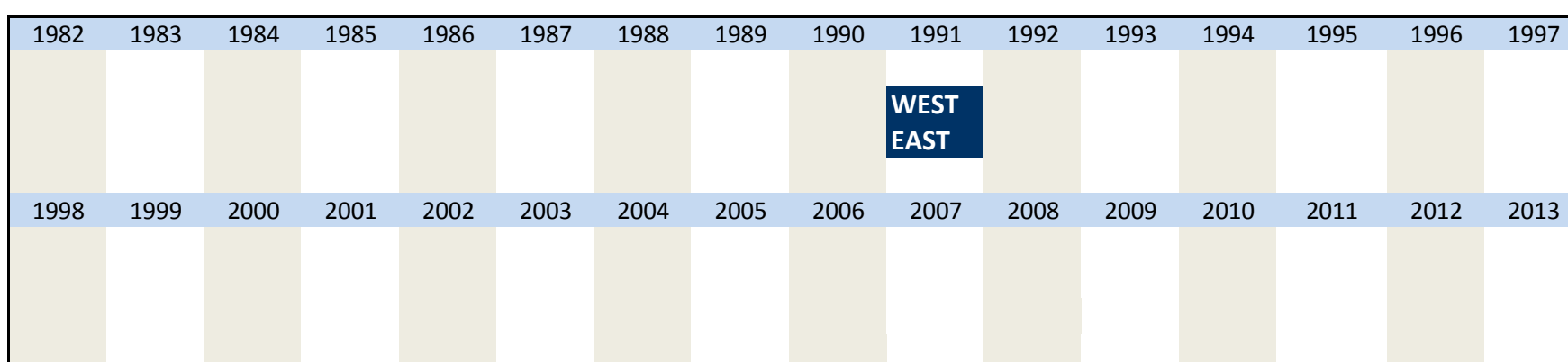
No.	Name	Label	Survey period	Survey frequency
-----	------	-------	---------------	------------------

3.20.8) **sps8** share of innovative products new to sector in total revenue **West and East 1991** once

**Wording of question**

<p>1991</p> <p><b>XI. Structure of the product range</b></p> <p>b) Share of revenue of innovative products in 1991 that were new</p> <p>- to the sector _____ %</p>	Further information
---	---------------------

**Time span of variable**



No.	Name	Label	Survey period	Survey frequency
-----	------	-------	---------------	------------------

3.21.1) **wft1** competitiveness as compared to Japanese competitors East and West 1992 once

**Wording of question**

<p>1992  <b>III. Competitiveness and technology</b>          Compared to the last 3 years our competitiveness towards competitors from [...] will in the medium term:</p> <p>Japan      increase <input type="text"/> [1]      not change <input type="text"/> [2]      decrease <input type="text"/> [3]</p>	Further information																																
<p><b>Time span of variable</b></p> <table border="1"> <tr> <td>1982</td><td>1983</td><td>1984</td><td>1985</td><td>1986</td><td>1987</td><td>1988</td><td>1989</td><td>1990</td><td>1991</td><td>1992</td><td>1993</td><td>1994</td><td>1995</td><td>1996</td><td>1997</td> </tr> <tr> <td></td><td></td><td></td><td></td><td></td><td></td><td></td><td></td><td></td><td></td><td>EAST + WEST</td><td></td><td></td><td></td><td></td><td></td> </tr> </table>	1982	1983	1984	1985	1986	1987	1988	1989	1990	1991	1992	1993	1994	1995	1996	1997											EAST + WEST						
1982	1983	1984	1985	1986	1987	1988	1989	1990	1991	1992	1993	1994	1995	1996	1997																		
										EAST + WEST																							

No.	Name	Label	Survey period	Survey frequency
-----	------	-------	---------------	------------------

3.21.2) **wft2** competitiveness as compared to Southeast Asian competitors East and West 1992 once

**Wording of question**

<p>1992  <b>III. Competitiveness and technology</b>          Compared to the last 3 years our competitiveness towards competitors from [...] will in the medium term:</p> <p>Southeast Asia      increase <input type="text"/> [1]      not change <input type="text"/> [2]      decrease <input type="text"/> [3]</p>	Further information																																
<p><b>Time span of variable</b></p> <table border="1"> <tr> <td>1982</td><td>1983</td><td>1984</td><td>1985</td><td>1986</td><td>1987</td><td>1988</td><td>1989</td><td>1990</td><td>1991</td><td>1992</td><td>1993</td><td>1994</td><td>1995</td><td>1996</td><td>1997</td> </tr> <tr> <td></td><td></td><td></td><td></td><td></td><td></td><td></td><td></td><td></td><td></td><td>EAST + WEST</td><td></td><td></td><td></td><td></td><td></td> </tr> </table>	1982	1983	1984	1985	1986	1987	1988	1989	1990	1991	1992	1993	1994	1995	1996	1997											EAST + WEST						
1982	1983	1984	1985	1986	1987	1988	1989	1990	1991	1992	1993	1994	1995	1996	1997																		
										EAST + WEST																							

No.	Name	Label	Survey period	Survey frequency
-----	------	-------	---------------	------------------

3.21.3) **wft3** competitiveness as compared to competitors from USA East and West 1992 once

**Wording of question**

<p>1992  <b>III. Competitiveness and technology</b>          Compared to the last 3 years our competitiveness towards competitors from [...] will in the medium term:</p> <p>USA      increase <input type="text"/> [1]      not change <input type="text"/> [2]      decrease <input type="text"/> [3]</p>	Further information																																
<p><b>Time span of variable</b></p> <table border="1"> <tr> <td>1982</td><td>1983</td><td>1984</td><td>1985</td><td>1986</td><td>1987</td><td>1988</td><td>1989</td><td>1990</td><td>1991</td><td>1992</td><td>1993</td><td>1994</td><td>1995</td><td>1996</td><td>1997</td> </tr> <tr> <td></td><td></td><td></td><td></td><td></td><td></td><td></td><td></td><td></td><td></td><td>EAST + WEST</td><td></td><td></td><td></td><td></td><td></td> </tr> </table>	1982	1983	1984	1985	1986	1987	1988	1989	1990	1991	1992	1993	1994	1995	1996	1997											EAST + WEST						
1982	1983	1984	1985	1986	1987	1988	1989	1990	1991	1992	1993	1994	1995	1996	1997																		
										EAST + WEST																							

No.	Name	Label	Survey period	Survey frequency
-----	------	-------	---------------	------------------

3.21.4) **wft4** competitiveness as compared to competitors from EC and Western Europe East and West 1992 once

**Wording of question**

<p>1992  <b>III. Competitiveness and technology</b>          Compared to the last 3 years our competitiveness towards competitors from [...] will in the medium term:</p> <p>EC and Western Europe      increase <input type="text"/> [1]      not change <input type="text"/> [2]      decrease <input type="text"/> [3]</p>	Further information																																
<p><b>Time span of variable</b></p> <table border="1"> <tr> <td>1982</td><td>1983</td><td>1984</td><td>1985</td><td>1986</td><td>1987</td><td>1988</td><td>1989</td><td>1990</td><td>1991</td><td>1992</td><td>1993</td><td>1994</td><td>1995</td><td>1996</td><td>1997</td> </tr> <tr> <td></td><td></td><td></td><td></td><td></td><td></td><td></td><td></td><td></td><td></td><td>EAST + WEST</td><td></td><td></td><td></td><td></td><td></td> </tr> </table>	1982	1983	1984	1985	1986	1987	1988	1989	1990	1991	1992	1993	1994	1995	1996	1997											EAST + WEST						
1982	1983	1984	1985	1986	1987	1988	1989	1990	1991	1992	1993	1994	1995	1996	1997																		
										EAST + WEST																							




No.	Name	Label	Survey period	Survey frequency
-----	------	-------	---------------	------------------

3.21.5) **wft5** competitiveness as compared to competitors from Eastern Europe East and West 1992 once

**Wording of question**

<p>1992  <b>III. Competitiveness and technology</b>          Compared to the last 3 years our competitiveness towards competitors from [...] will in the medium term:</p> <p>Eastern Europe    increase <input type="text"/> [1]    not change <input type="text"/> [2]    decrease <input type="text"/> [3]</p>	<p>Further information</p>
--	----------------------------

**Time span of variable**




No.	Name	Label	Survey period	Survey frequency
-----	------	-------	---------------	------------------

3.21.6) **wft6** competitiveness in general East and West 1992 once

**Wording of question**

<p>1992  <b>III. Competitiveness and technology</b>          Compared to the last 3 years our competitiveness towards competitors from [...] will in the medium term:</p> <p>in general    increase <input type="text"/> [1]    not change <input type="text"/> [2]    decrease <input type="text"/> [3]</p>	<p>Further information</p>
--	----------------------------

**Time span of variable**




No.	Name	Label	Survey period	Survey frequency
-----	------	-------	---------------	------------------

3.21.7) **wft7** importance of new technologies for competitiveness East and West 1992 once

**Wording of question**

<p>1992  <b>III. Competitiveness and technology</b>          New technologies have the following importance regarding the retention or increase of our competitiveness</p> <p>major <input type="text"/> [1]    slight <input type="text"/> [2]    no <input type="text"/> [3]</p>	<p>Further information</p>
--	----------------------------

**Time span of variable**



No.	Name	Label	Survey period	Survey frequency
-----	------	-------	---------------	------------------

3.21.8) **wft8** focus of technological competition: new materials East and West 1992 once

**Wording of question**

<p>1992  <b>III. Competitiveness and technology</b>          In the medium term in our product line the technology competition is concentrated on following main focus of innovations          product innovations</p> <p>new materials    <input type="text"/> [1]</p>	<p>Further information</p>
---	----------------------------

Time span of variable															
1982	1983	1984	1985	1986	1987	1988	1989	1990	1991	1992	1993	1994	1995	1996	1997
										EAST + WEST					

No.	Name	Label	Survey period	Survey frequency
3.21.9)	wft9	focus of technological competition: new intermediate products	East and West 1992	once

**Wording of question**

<p>1992</p> <p><b>III. Competitiveness and technology</b></p> <p>In the medium term in our product line the technology competition is concentrated on following main focus of innovations</p> <p>product innovations</p> <p style="text-align: center;">new intermediate products <input type="text"/> [1]</p>	<p>Further information</p>																																
<p><b>Time span of variable</b></p> <table border="1"> <thead> <tr> <th>1982</th><th>1983</th><th>1984</th><th>1985</th><th>1986</th><th>1987</th><th>1988</th><th>1989</th><th>1990</th><th>1991</th><th>1992</th><th>1993</th><th>1994</th><th>1995</th><th>1996</th><th>1997</th> </tr> </thead> <tbody> <tr> <td></td><td></td><td></td><td></td><td></td><td></td><td></td><td></td><td></td><td></td><td>EAST + WEST</td><td></td><td></td><td></td><td></td><td></td> </tr> </tbody> </table>		1982	1983	1984	1985	1986	1987	1988	1989	1990	1991	1992	1993	1994	1995	1996	1997											EAST + WEST					
1982	1983	1984	1985	1986	1987	1988	1989	1990	1991	1992	1993	1994	1995	1996	1997																		
										EAST + WEST																							

No.	Name	Label	Survey period	Survey frequency
3.21.10)	wft10	focus of technological competition: new functional solutions	East and West 1992	once

**Wording of question**

<p>1992</p> <p><b>III. Competitiveness and technology</b></p> <p>In the medium term in our product line the technology competition is concentrated on following main focus of innovations</p> <p>product innovations</p> <p style="text-align: center;">new functional solutions for existing products <input type="text"/> [1]</p>	<p>Further information</p>																																
<p><b>Time span of variable</b></p> <table border="1"> <thead> <tr> <th>1982</th><th>1983</th><th>1984</th><th>1985</th><th>1986</th><th>1987</th><th>1988</th><th>1989</th><th>1990</th><th>1991</th><th>1992</th><th>1993</th><th>1994</th><th>1995</th><th>1996</th><th>1997</th> </tr> </thead> <tbody> <tr> <td></td><td></td><td></td><td></td><td></td><td></td><td></td><td></td><td></td><td></td><td>EAST + WEST</td><td></td><td></td><td></td><td></td><td></td> </tr> </tbody> </table>		1982	1983	1984	1985	1986	1987	1988	1989	1990	1991	1992	1993	1994	1995	1996	1997											EAST + WEST					
1982	1983	1984	1985	1986	1987	1988	1989	1990	1991	1992	1993	1994	1995	1996	1997																		
										EAST + WEST																							

No.	Name	Label	Survey period	Survey frequency
3.21.11)	wft11	focus of technological competition: fundamentally new products	East and West 1992	once

**Wording of question**


<p>1992</p> <p><b>III. Competitiveness and technology</b></p> <p>In the medium term in our product line the technology competition is concentrated on following main focus of innovations</p> <p>product innovations</p> <p style="text-align: center;">fundamentally new products <input type="text"/> [1]</p>	<p>Further information</p>																																
<p><b>Time span of variable</b></p> <table border="1"> <thead> <tr> <th>1982</th><th>1983</th><th>1984</th><th>1985</th><th>1986</th><th>1987</th><th>1988</th><th>1989</th><th>1990</th><th>1991</th><th>1992</th><th>1993</th><th>1994</th><th>1995</th><th>1996</th><th>1997</th> </tr> </thead> <tbody> <tr> <td></td><td></td><td></td><td></td><td></td><td></td><td></td><td></td><td></td><td></td><td>EAST + WEST</td><td></td><td></td><td></td><td></td><td></td> </tr> </tbody> </table>		1982	1983	1984	1985	1986	1987	1988	1989	1990	1991	1992	1993	1994	1995	1996	1997											EAST + WEST					
1982	1983	1984	1985	1986	1987	1988	1989	1990	1991	1992	1993	1994	1995	1996	1997																		
										EAST + WEST																							

No.	Name	Label	Survey period	Survey frequency
3.21.12)	wft12	focus of technological competition: new production and process technologies	East and West 1992	once

**Wording of question**

<p>1992</p> <p><b>III. Competitiveness and technology</b></p> <p>In the medium term in our product line the technology competition is concentrated on following main focus of innovations</p> <p>Process innovations in production</p> <p style="text-align: center;">new production or process technologies <input type="text"/> [1]</p>	<p>Further information</p>
---	----------------------------

Time span of variable



No.	Name	Label	Survey period	Survey frequency
-----	------	-------	---------------	------------------

3.21.13) **wft13** focus of technological competition: further automation East and West 1992 once

Wording of question

<p>1992  <b>III. Competitiveness and technology</b>                  In the medium term in our product line the technology competition is concentrated on following main focus of innovations                  Process innovations in production                  further automation <input type="text"/> [1]</p>	Further information
<p>Time span of variable</p>	

No.	Name	Label	Survey period	Survey frequency
-----	------	-------	---------------	------------------

3.21.14) **wft14** focus of technological competition: new technical organisational structures East and West 1992 once

Wording of question

<p>1992  <b>III. Competitiveness and technology</b>                  In the medium term in our product line the technology competition is concentrated on following main focus of innovations                  Process innovations in production                  new technical organisational structures <input type="text"/> [1]</p>	Further information
<p>Time span of variable</p>	

No.	Name	Label	Survey period	Survey frequency
-----	------	-------	---------------	------------------

3.21.15) **wft15** obst. to dev. of new materials: financing East and West 1992 once

Wording of question

<p>1992  <b>III. Competitiveness and technology</b>                  Obstacles to innovations exist especially in the following scopes:  <b>Financing</b>                  product innovations                  new materials <input type="text"/> [1]</p>	Further information
<p>Time span of variable</p>	

No.	Name	Label	Survey period	Survey frequency
-----	------	-------	---------------	------------------

3.21.16) **wft16** obst. to dev. of new intermediate products: financing East and West 1992 once


Wording of question

<p>1992  <b>III. Competitiveness and technology</b>                  Obstacles to innovations exist especially in the following scopes:  <b>Financing</b></p>	Further information
---	---------------------



product innovations  
new intermediate products  [1]

Time span of variable



No.	Name	Label	Survey period	Survey frequency
-----	------	-------	---------------	------------------


3.21.17) wft17      obst. to dev. of new functional solutions: financing      East and West 1992      once

Wording of question

1992  
**III. Competitiveness and technology**  
Obstacles to innovations exist especially in the following scopes:  
**Financing**  
product innovations  
new functional solutions for existing products  [1]

Further information

Time span of variable



No.	Name	Label	Survey period	Survey frequency
-----	------	-------	---------------	------------------


3.21.18) wft18      obst. to dev. of fundamentally new products: financing      East and West 1992      once

Wording of question

1992  
**III. Competitiveness and technology**  
Obstacles to innovations exist especially in the following scopes:  
**Financing**  
product innovations  
fundamentally new products  [1]

Further information

Time span of variable



No.	Name	Label	Survey period	Survey frequency
-----	------	-------	---------------	------------------


3.21.19) wft19      obst. to dev. of new production and process technologies: financing      East and West 1992      once

Wording of question

1992  
**III. Competitiveness and technology**  
Obstacles to innovations exist especially in the following scopes:  
**Financing**  
Process innovations in production  
new production or process technologies  [1]

Further information

Time span of variable



No.	Name	Label	Survey period	Survey frequency
-----	------	-------	---------------	------------------

3.21.20) wft20      obst. to further automation: financing      East and West 1992      once

Wording of question

1992  
**III. Competitiveness and technology**  
 Obstacles to innovations exist especially in the following scopes:  
**Financing**  
 Process innovations in production

further automation  [1]

Further information

Time span of variable

1982	1983	1984	1985	1986	1987	1988	1989	1990	1991	1992	1993	1994	1995	1996	1997
										EAST + WEST					

No.	Name	Label	Survey period	Survey frequency
3.21.21)	wft21	obst. to dev. of new technical organisational structures: financing	East and West 1992	once

Wording of question

1992  
**III. Competitiveness and technology**  
 Obstacles to innovations exist especially in the following scopes:  
**Financing**  
 Process innovations in production

new technical organisational structures  [1]

Further information

Time span of variable

1982	1983	1984	1985	1986	1987	1988	1989	1990	1991	1992	1993	1994	1995	1996	1997
										EAST + WEST					

No.	Name	Label	Survey period	Survey frequency
3.21.22)	wft22	obst. to dev. of new materials: information, consulting	East and West 1992	once

Wording of question

1992  
**III. Competitiveness and technology**  
 Obstacles to innovations exist especially in the following scopes:  
**Information, consulting**  
 product innovations

new materials  [1]

Further information

Time span of variable

1982	1983	1984	1985	1986	1987	1988	1989	1990	1991	1992	1993	1994	1995	1996	1997
										EAST + WEST					

No.	Name	Label	Survey period	Survey frequency
3.21.23)	wft23	obst. to dev. of new intermediate products: information, consulting	East and West 1992	once

Wording of question

1992  
**III. Competitiveness and technology**  
 Obstacles to innovations exist especially in the following scopes:  
**Information, consulting**  
 product innovations

new intermediate products  [1]

Further information

Time span of variable

1982	1983	1984	1985	1986	1987	1988	1989	1990	1991	1992	1993	1994	1995	1996	1997
										EAST + WEST					

3.21.24) wft24

obst. to dev. of new functional solutions: information, consulting

East and West 1992

once

Wording of question

<p>1992</p> <p><b>III. Competitiveness and technology</b></p> <p>Obstacles to innovations exist especially in the following scopes:</p> <p><b>Information, consulting</b></p> <p>product innovations</p> <p style="text-align: right;">new functional solutions for existing products <input type="text"/> [1]</p>	<p>Further information</p>																																
<p>Time span of variable</p> <table border="1" style="width: 100%; text-align: center;"> <tr> <td>1982</td><td>1983</td><td>1984</td><td>1985</td><td>1986</td><td>1987</td><td>1988</td><td>1989</td><td>1990</td><td>1991</td><td>1992</td><td>1993</td><td>1994</td><td>1995</td><td>1996</td><td>1997</td> </tr> <tr> <td style="background-color: #e0e0e0;"></td><td style="background-color: #e0e0e0;"></td><td style="background-color: #e0e0e0;"></td><td style="background-color: #e0e0e0;"></td><td style="background-color: #e0e0e0;"></td><td style="background-color: #e0e0e0;"></td><td style="background-color: #e0e0e0;"></td><td style="background-color: #e0e0e0;"></td><td style="background-color: #e0e0e0;"></td><td style="background-color: #e0e0e0;"></td><td style="background-color: #004a99; color: white;">EAST + WEST</td><td style="background-color: #e0e0e0;"></td><td style="background-color: #e0e0e0;"></td><td style="background-color: #e0e0e0;"></td><td style="background-color: #e0e0e0;"></td><td style="background-color: #e0e0e0;"></td> </tr> </table>		1982	1983	1984	1985	1986	1987	1988	1989	1990	1991	1992	1993	1994	1995	1996	1997											EAST + WEST					
1982	1983	1984	1985	1986	1987	1988	1989	1990	1991	1992	1993	1994	1995	1996	1997																		
										EAST + WEST																							

No.	Name	Label	Survey period	Survey frequency
-----	------	-------	---------------	------------------

3.21.25) wft25

obst. to dev. of fundamentally new products: information, consulting

East and West 1992

once

Wording of question

<p>1992</p> <p><b>III. Competitiveness and technology</b></p> <p>Obstacles to innovations exist especially in the following scopes:</p> <p><b>Information, consulting</b></p> <p>product innovations</p> <p style="text-align: right;">fundamentally new products <input type="text"/> [1]</p>	<p>Further information</p>																																
<p>Time span of variable</p> <table border="1" style="width: 100%; text-align: center;"> <tr> <td>1982</td><td>1983</td><td>1984</td><td>1985</td><td>1986</td><td>1987</td><td>1988</td><td>1989</td><td>1990</td><td>1991</td><td>1992</td><td>1993</td><td>1994</td><td>1995</td><td>1996</td><td>1997</td> </tr> <tr> <td style="background-color: #e0e0e0;"></td><td style="background-color: #e0e0e0;"></td><td style="background-color: #e0e0e0;"></td><td style="background-color: #e0e0e0;"></td><td style="background-color: #e0e0e0;"></td><td style="background-color: #e0e0e0;"></td><td style="background-color: #e0e0e0;"></td><td style="background-color: #e0e0e0;"></td><td style="background-color: #e0e0e0;"></td><td style="background-color: #e0e0e0;"></td><td style="background-color: #004a99; color: white;">EAST + WEST</td><td style="background-color: #e0e0e0;"></td><td style="background-color: #e0e0e0;"></td><td style="background-color: #e0e0e0;"></td><td style="background-color: #e0e0e0;"></td><td style="background-color: #e0e0e0;"></td> </tr> </table>		1982	1983	1984	1985	1986	1987	1988	1989	1990	1991	1992	1993	1994	1995	1996	1997											EAST + WEST					
1982	1983	1984	1985	1986	1987	1988	1989	1990	1991	1992	1993	1994	1995	1996	1997																		
										EAST + WEST																							

No.	Name	Label	Survey period	Survey frequency
-----	------	-------	---------------	------------------

3.21.26) wft26

obst. to dev. of new production and process technologies: info., consulting

East and West 1992

once

Wording of question

<p>1992</p> <p><b>III. Competitiveness and technology</b></p> <p>Obstacles to innovations exist especially in the following scopes:</p> <p><b>Information, consulting</b></p> <p>Process innovations in production</p> <p style="text-align: right;">new production or process technologies <input type="text"/> [1]</p>	<p>Further information</p>																																
<p>Time span of variable</p> <table border="1" style="width: 100%; text-align: center;"> <tr> <td>1982</td><td>1983</td><td>1984</td><td>1985</td><td>1986</td><td>1987</td><td>1988</td><td>1989</td><td>1990</td><td>1991</td><td>1992</td><td>1993</td><td>1994</td><td>1995</td><td>1996</td><td>1997</td> </tr> <tr> <td style="background-color: #e0e0e0;"></td><td style="background-color: #e0e0e0;"></td><td style="background-color: #e0e0e0;"></td><td style="background-color: #e0e0e0;"></td><td style="background-color: #e0e0e0;"></td><td style="background-color: #e0e0e0;"></td><td style="background-color: #e0e0e0;"></td><td style="background-color: #e0e0e0;"></td><td style="background-color: #e0e0e0;"></td><td style="background-color: #e0e0e0;"></td><td style="background-color: #004a99; color: white;">EAST + WEST</td><td style="background-color: #e0e0e0;"></td><td style="background-color: #e0e0e0;"></td><td style="background-color: #e0e0e0;"></td><td style="background-color: #e0e0e0;"></td><td style="background-color: #e0e0e0;"></td> </tr> </table>		1982	1983	1984	1985	1986	1987	1988	1989	1990	1991	1992	1993	1994	1995	1996	1997											EAST + WEST					
1982	1983	1984	1985	1986	1987	1988	1989	1990	1991	1992	1993	1994	1995	1996	1997																		
										EAST + WEST																							

No.	Name	Label	Survey period	Survey frequency
-----	------	-------	---------------	------------------

3.21.27) wft27

obst. to further automation: information, consulting

East and West 1992

once

Wording of question

<p>1992</p> <p><b>III. Competitiveness and technology</b></p> <p>Obstacles to innovations exist especially in the following scopes:</p> <p><b>Information, consulting</b></p> <p>Process innovations in production</p> <p style="text-align: right;">further automation <input type="text"/> [1]</p>	<p>Further information</p>																																
<p>Time span of variable</p> <table border="1" style="width: 100%; text-align: center;"> <tr> <td>1982</td><td>1983</td><td>1984</td><td>1985</td><td>1986</td><td>1987</td><td>1988</td><td>1989</td><td>1990</td><td>1991</td><td>1992</td><td>1993</td><td>1994</td><td>1995</td><td>1996</td><td>1997</td> </tr> <tr> <td style="background-color: #e0e0e0;"></td><td style="background-color: #e0e0e0;"></td><td style="background-color: #e0e0e0;"></td><td style="background-color: #e0e0e0;"></td><td style="background-color: #e0e0e0;"></td><td style="background-color: #e0e0e0;"></td><td style="background-color: #e0e0e0;"></td><td style="background-color: #e0e0e0;"></td><td style="background-color: #e0e0e0;"></td><td style="background-color: #e0e0e0;"></td><td style="background-color: #004a99; color: white;">EAST +</td><td style="background-color: #e0e0e0;"></td><td style="background-color: #e0e0e0;"></td><td style="background-color: #e0e0e0;"></td><td style="background-color: #e0e0e0;"></td><td style="background-color: #e0e0e0;"></td> </tr> </table>		1982	1983	1984	1985	1986	1987	1988	1989	1990	1991	1992	1993	1994	1995	1996	1997											EAST +					
1982	1983	1984	1985	1986	1987	1988	1989	1990	1991	1992	1993	1994	1995	1996	1997																		
										EAST +																							



Time span of variable															
1982	1983	1984	1985	1986	1987	1988	1989	1990	1991	1992	1993	1994	1995	1996	1997
										EAST + WEST					

No.	Name	Label	Survey period	Survey frequency
3.21.32)	wft32	obst. to dev. of fundamentally new products: qualification of employees	East and West 1992	once

Wording of question

1992 <b>III. Competitiveness and technology</b> Obstacles to innovations exist especially in the following scopes: <b>Qualification of employees</b> product innovations fundamentally new products <input type="text"/> [1]	Further information
---	---------------------

Time span of variable															
1982	1983	1984	1985	1986	1987	1988	1989	1990	1991	1992	1993	1994	1995	1996	1997
										EAST + WEST					

No.	Name	Label	Survey period	Survey frequency
3.21.33)	wft33	obst. to dev. of new prod. and progress technologies: qualification of employees	East and West 1992	once

Wording of question

1992 <b>III. Competitiveness and technology</b> Obstacles to innovations exist especially in the following scopes: <b>Qualification of employees</b> Process innovations in production new production or process technologies <input type="text"/> [1]	Further information
---	---------------------

Time span of variable															
1982	1983	1984	1985	1986	1987	1988	1989	1990	1991	1992	1993	1994	1995	1996	1997
										EAST + WEST					

No.	Name	Label	Survey period	Survey frequency
3.21.34)	wft34	obst. to further automation: qualification of employees	East and West 1992	once

Wording of question

1992 <b>III. Competitiveness and technology</b> Obstacles to innovations exist especially in the following scopes: <b>Qualification of employees</b> Process innovations in production further automation <input type="text"/> [1]	Further information
---	---------------------

Time span of variable															
1982	1983	1984	1985	1986	1987	1988	1989	1990	1991	1992	1993	1994	1995	1996	1997
										EAST + WEST					


No.	Name	Label	Survey period	Survey frequency
3.21.35)	wft35	obst. to dev. of new technical organis. structures: qualification of employees	East and West 1992	once

Wording of question

1992 <b>III. Competitiveness and technology</b> Obstacles to innovations exist especially in the following scopes: Seite 228	Further information
---	---------------------

**Qualification of employees**  
 Process innovations in production  
 new technical organisational structures  [1]

Time span of variable




No.	Name	Label	Survey period	Survey frequency
3.21.36)	wft36	obst. to dev. of new materials: technology procurement (external)	East and West 1992	once

Wording of question

1992  
**III. Competitiveness and technology**  
 Obstacles to innovations exist especially in the following scopes:  
**Technology procurement (external)**  
 product innovations  
 new materials  [1]

Further information

Time span of variable




No.	Name	Label	Survey period	Survey frequency
3.21.37)	wft37	obst. to dev. of new intermediate products: technology procurement (external)	East and West 1992	once

Wording of question

1992  
**III. Competitiveness and technology**  
 Obstacles to innovations exist especially in the following scopes:  
**Technology procurement (external)**  
 product innovations  
 new intermediate products  [1]

Further information

Time span of variable




No.	Name	Label	Survey period	Survey frequency
3.21.38)	wft38	obst. to dev. of new functional solutions: technology procurement (external)	East and West 1992	once

Wording of question

1992  
**III. Competitiveness and technology**  
 Obstacles to innovations exist especially in the following scopes:  
**Technology procurement (external)**  
 product innovations  
 new functional solutions for existing products  [1]

Further information

Time span of variable




No.	Name	Label	Survey period	Survey frequency
3.21.39)	wft39	obst. to dev. of fundamentally new products: technology procurement (external)	East and West 1992	once

Wording of question

1992 <b>III. Competitiveness and technology</b> Obstacles to innovations exist especially in the following scopes: <b>Technology procurement (external)</b> product innovations fundamentally new products <input type="text"/> [1]	Further information
--	---------------------

Time span of variable




No.	Name	Label	Survey period	Survey frequency
-----	------	-------	---------------	------------------

3.21.40) **wft40**      obst. to dev. of new production and process technologies: tech. procurement (external)      East and West 1992      once

Wording of question

1992 <b>III. Competitiveness and technology</b> Obstacles to innovations exist especially in the following scopes: <b>Technology procurement (external)</b> Process innovations in production new production or process technologies <input type="text"/> [1]	Further information
--	---------------------

Time span of variable




No.	Name	Label	Survey period	Survey frequency
-----	------	-------	---------------	------------------

3.21.41) **wft41**      obst. to further automation: technology procurement (external)      East and West 1992      once

Wording of question

1992 <b>III. Competitiveness and technology</b> Obstacles to innovations exist especially in the following scopes: <b>Technology procurement (external)</b> Process innovations in production further automation <input type="text"/> [1]	Further information
--	---------------------

Time span of variable




No.	Name	Label	Survey period	Survey frequency
-----	------	-------	---------------	------------------

3.21.42) **wft42**      obst. to dev. of new technical org. structures: tech. procurement (external)      East and West 1992      once

Wording of question

1992 <b>III. Competitiveness and technology</b> Obstacles to innovations exist especially in the following scopes: <b>Technology procurement (external)</b> Process innovations in production new technical organisational structures <input type="text"/> [1]	Further information
---	---------------------

Time span of variable



No.	Name	Label	Survey period	Survey frequency
-----	------	-------	---------------	------------------

3.21.43) **wft43** overcoming of obst. requires support by professional association East and West 1992 once

**Wording of question**

<p>1992  <b>III. Competitiveness and technology</b>          To overcome obstacles to innovations we primarily need support</p> <p style="text-align: center;">by our professional association <input type="text"/> [1]</p>	<p>Further information</p>																																
<p><b>Time span of variable</b></p> <table border="1" style="width: 100%; text-align: center;"> <tr> <td>1982</td><td>1983</td><td>1984</td><td>1985</td><td>1986</td><td>1987</td><td>1988</td><td>1989</td><td>1990</td><td>1991</td><td>1992</td><td>1993</td><td>1994</td><td>1995</td><td>1996</td><td>1997</td> </tr> <tr> <td></td><td></td><td></td><td></td><td></td><td></td><td></td><td></td><td></td><td></td><td style="background-color: #004a87; color: white;">EAST + WEST</td><td></td><td></td><td></td><td></td><td></td> </tr> </table>		1982	1983	1984	1985	1986	1987	1988	1989	1990	1991	1992	1993	1994	1995	1996	1997											EAST + WEST					
1982	1983	1984	1985	1986	1987	1988	1989	1990	1991	1992	1993	1994	1995	1996	1997																		
										EAST + WEST																							

No.	Name	Label	Survey period	Survey frequency
-----	------	-------	---------------	------------------

3.21.44) **wft44** overcoming of obst. requires support on federal state level East and West 1992 once

**Wording of question**

<p>1992  <b>III. Competitiveness and technology</b>          To overcome obstacles to innovations we primarily need support</p> <p style="text-align: center;">on federal state level <input type="text"/> [1]</p>	<p>Further information</p>																																
<p><b>Time span of variable</b></p> <table border="1" style="width: 100%; text-align: center;"> <tr> <td>1982</td><td>1983</td><td>1984</td><td>1985</td><td>1986</td><td>1987</td><td>1988</td><td>1989</td><td>1990</td><td>1991</td><td>1992</td><td>1993</td><td>1994</td><td>1995</td><td>1996</td><td>1997</td> </tr> <tr> <td></td><td></td><td></td><td></td><td></td><td></td><td></td><td></td><td></td><td></td><td style="background-color: #004a87; color: white;">EAST + WEST</td><td></td><td></td><td></td><td></td><td></td> </tr> </table>		1982	1983	1984	1985	1986	1987	1988	1989	1990	1991	1992	1993	1994	1995	1996	1997											EAST + WEST					
1982	1983	1984	1985	1986	1987	1988	1989	1990	1991	1992	1993	1994	1995	1996	1997																		
										EAST + WEST																							

No.	Name	Label	Survey period	Survey frequency
-----	------	-------	---------------	------------------

3.21.45) **wft45** overcoming of obst. requires support on federal level East and West 1992 once

**Wording of question**

<p>1992  <b>III. Competitiveness and technology</b>          To overcome obstacles to innovations we primarily need support</p> <p style="text-align: center;">on federal level <input type="text"/> [1]</p>	<p>Further information</p>																																
<p><b>Time span of variable</b></p> <table border="1" style="width: 100%; text-align: center;"> <tr> <td>1982</td><td>1983</td><td>1984</td><td>1985</td><td>1986</td><td>1987</td><td>1988</td><td>1989</td><td>1990</td><td>1991</td><td>1992</td><td>1993</td><td>1994</td><td>1995</td><td>1996</td><td>1997</td> </tr> <tr> <td></td><td></td><td></td><td></td><td></td><td></td><td></td><td></td><td></td><td></td><td style="background-color: #004a87; color: white;">EAST + WEST</td><td></td><td></td><td></td><td></td><td></td> </tr> </table>		1982	1983	1984	1985	1986	1987	1988	1989	1990	1991	1992	1993	1994	1995	1996	1997											EAST + WEST					
1982	1983	1984	1985	1986	1987	1988	1989	1990	1991	1992	1993	1994	1995	1996	1997																		
										EAST + WEST																							

No.	Name	Label	Survey period	Survey frequency
-----	------	-------	---------------	------------------

3.21.46) **wft46** overcoming of obst. requires support on EC level East and West 1992 once

**Wording of question**

<p>1992  <b>III. Competitiveness and technology</b>          To overcome obstacles to innovations we primarily need support</p> <p style="text-align: center;">on EC level <input type="text"/> [1]</p>	<p>Further information</p>																																
<p><b>Time span of variable</b></p> <table border="1" style="width: 100%; text-align: center;"> <tr> <td>1982</td><td>1983</td><td>1984</td><td>1985</td><td>1986</td><td>1987</td><td>1988</td><td>1989</td><td>1990</td><td>1991</td><td>1992</td><td>1993</td><td>1994</td><td>1995</td><td>1996</td><td>1997</td> </tr> <tr> <td></td><td></td><td></td><td></td><td></td><td></td><td></td><td></td><td></td><td></td><td style="background-color: #004a87; color: white;">EAST + WEST</td><td></td><td></td><td></td><td></td><td></td> </tr> </table>		1982	1983	1984	1985	1986	1987	1988	1989	1990	1991	1992	1993	1994	1995	1996	1997											EAST + WEST					
1982	1983	1984	1985	1986	1987	1988	1989	1990	1991	1992	1993	1994	1995	1996	1997																		
										EAST + WEST																							



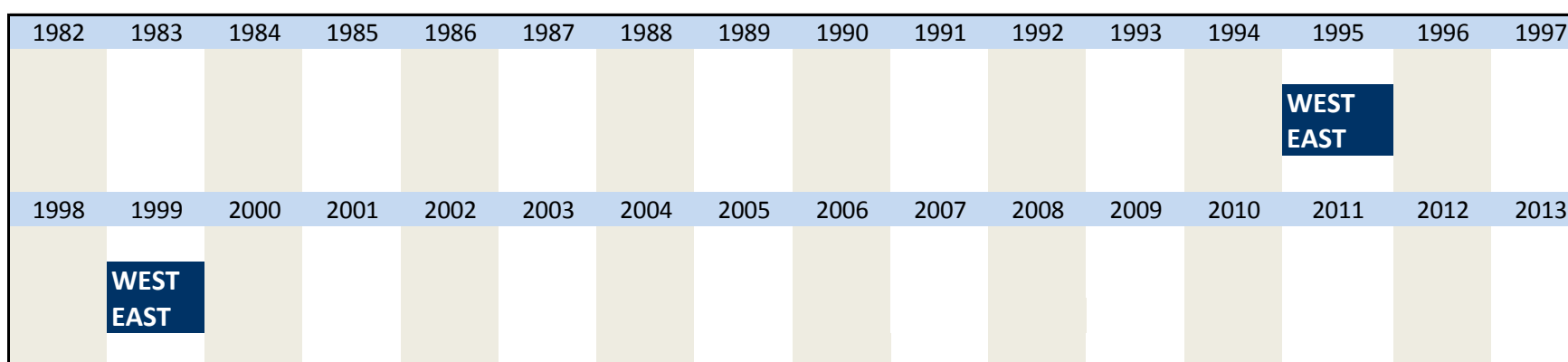
### 3.22 Innovation and Kooperation

No.	Name	Label	Survey period	Survey frequency
3.22.1)	iuk1	innovation cooperations with other companies/institutions	West 1995, 1999 East 1995, 1999	irregular irregular

#### Wording of question

Year	Question Wording	Response Options	Further information
1995	<b>VI. Innovation and Kooperation</b> a) For our innovation activities we cooperated with other companies/institutions in the years 1991 to 1995.	yes, in fact [1] once [2] 2-5 times [3] more often no	
1999	<b>VI. Innovation and Kooperation</b> a) For our innovation activities we cooperated with other companies/institutions in the years 1995 to 1999.	yes, in fact [1] once [2] 2-5 times [3] more often no	

#### Time span of variable

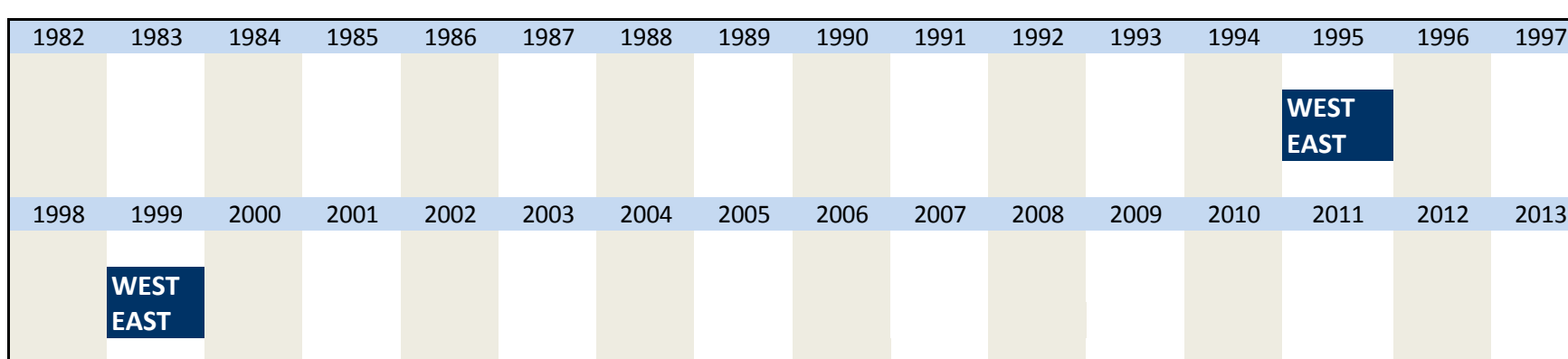


No.	Name	Label	Survey period	Survey frequency
3.22.2)	iuk2	no innovation cooperation with other companies/institutions	West 1995, 1999 East 1995, 1999	irregular irregular

#### Wording of question

Year	Question Wording	Response Options	Further information
1995	<b>VI. Innovation and Kooperation</b> a) For our innovation activities we cooperated with other companies/institutions in the years 1991 to 1995.	yes, in fact no [1]	
1999	<b>VI. Innovation and Kooperation</b> a) For our innovation activities we cooperated with other companies/institutions in the years 1995 to 1999.	yes, in fact no [1]	

#### Time span of variable



No.	Name	Label	Survey period	Survey frequency
3.22.3)	iuk3	form of innovation cooperation: joint venture	West 1995, 1999 East 1995, 1999	irregular irregular

#### Wording of question

1995, 1999 <b>VI. Innovation and Kooperation</b> b) Wer utilized the following form(s) of cooperations for our innovation activities (multiple answers possible):  - Joint venture <input type="text"/> [1]	Further information																																																																																																
Time span of variable																																																																																																	
<table border="1"> <tr><td>1982</td><td>1983</td><td>1984</td><td>1985</td><td>1986</td><td>1987</td><td>1988</td><td>1989</td><td>1990</td><td>1991</td><td>1992</td><td>1993</td><td>1994</td><td>1995</td><td>1996</td><td>1997</td></tr> <tr><td></td><td></td><td></td><td></td><td></td><td></td><td></td><td></td><td></td><td></td><td></td><td></td><td></td><td>WEST</td><td></td><td></td></tr> <tr><td></td><td></td><td></td><td></td><td></td><td></td><td></td><td></td><td></td><td></td><td></td><td></td><td></td><td>EAST</td><td></td><td></td></tr> <tr><td>1998</td><td>1999</td><td>2000</td><td>2001</td><td>2002</td><td>2003</td><td>2004</td><td>2005</td><td>2006</td><td>2007</td><td>2008</td><td>2009</td><td>2010</td><td>2011</td><td>2012</td><td>2013</td></tr> <tr><td></td><td>WEST</td><td></td><td></td><td></td><td></td><td></td><td></td><td></td><td></td><td></td><td></td><td></td><td></td><td></td><td></td></tr> <tr><td></td><td>EAST</td><td></td><td></td><td></td><td></td><td></td><td></td><td></td><td></td><td></td><td></td><td></td><td></td><td></td><td></td></tr> </table>	1982	1983	1984	1985	1986	1987	1988	1989	1990	1991	1992	1993	1994	1995	1996	1997														WEST																EAST			1998	1999	2000	2001	2002	2003	2004	2005	2006	2007	2008	2009	2010	2011	2012	2013		WEST																EAST															
1982	1983	1984	1985	1986	1987	1988	1989	1990	1991	1992	1993	1994	1995	1996	1997																																																																																		
													WEST																																																																																				
													EAST																																																																																				
1998	1999	2000	2001	2002	2003	2004	2005	2006	2007	2008	2009	2010	2011	2012	2013																																																																																		
	WEST																																																																																																
	EAST																																																																																																

No.	Name	Label	Survey period	Survey frequency
3.22.4)	iuk4	form of innovation cooperation: agreement about R&D	West 1995, 1999 East 1995, 1999	irregular irregular

Wording of question

1995, 1999 <b>VI. Innovation and Kooperation</b> b) Wer utilized the following form(s) of cooperations for our innovation activities (multiple answers possible):  - R&D agreements <input type="text"/> [1]	Further information																																																																																																
Time span of variable																																																																																																	
<table border="1"> <tr><td>1982</td><td>1983</td><td>1984</td><td>1985</td><td>1986</td><td>1987</td><td>1988</td><td>1989</td><td>1990</td><td>1991</td><td>1992</td><td>1993</td><td>1994</td><td>1995</td><td>1996</td><td>1997</td></tr> <tr><td></td><td></td><td></td><td></td><td></td><td></td><td></td><td></td><td></td><td></td><td></td><td></td><td></td><td>WEST</td><td></td><td></td></tr> <tr><td></td><td></td><td></td><td></td><td></td><td></td><td></td><td></td><td></td><td></td><td></td><td></td><td></td><td>EAST</td><td></td><td></td></tr> <tr><td>1998</td><td>1999</td><td>2000</td><td>2001</td><td>2002</td><td>2003</td><td>2004</td><td>2005</td><td>2006</td><td>2007</td><td>2008</td><td>2009</td><td>2010</td><td>2011</td><td>2012</td><td>2013</td></tr> <tr><td></td><td>WEST</td><td></td><td></td><td></td><td></td><td></td><td></td><td></td><td></td><td></td><td></td><td></td><td></td><td></td><td></td></tr> <tr><td></td><td>EAST</td><td></td><td></td><td></td><td></td><td></td><td></td><td></td><td></td><td></td><td></td><td></td><td></td><td></td><td></td></tr> </table>	1982	1983	1984	1985	1986	1987	1988	1989	1990	1991	1992	1993	1994	1995	1996	1997														WEST																EAST			1998	1999	2000	2001	2002	2003	2004	2005	2006	2007	2008	2009	2010	2011	2012	2013		WEST																EAST															
1982	1983	1984	1985	1986	1987	1988	1989	1990	1991	1992	1993	1994	1995	1996	1997																																																																																		
													WEST																																																																																				
													EAST																																																																																				
1998	1999	2000	2001	2002	2003	2004	2005	2006	2007	2008	2009	2010	2011	2012	2013																																																																																		
	WEST																																																																																																
	EAST																																																																																																

No.	Name	Label	Survey period	Survey frequency
3.22.5)	iuk5	form of innovation cooperation: agreements about technology exchange	West 1995, 1999 East 1995, 1999	irregular irregular

Wording of question

1995, 1999 <b>VI. Innovation and Kooperation</b> b) Wer utilized the following form(s) of cooperations for our innovation activities (multiple answers possible):  - agreements about technology exchange <input type="text"/> [1]	Further information																																																																																																
Time span of variable																																																																																																	
<table border="1"> <tr><td>1982</td><td>1983</td><td>1984</td><td>1985</td><td>1986</td><td>1987</td><td>1988</td><td>1989</td><td>1990</td><td>1991</td><td>1992</td><td>1993</td><td>1994</td><td>1995</td><td>1996</td><td>1997</td></tr> <tr><td></td><td></td><td></td><td></td><td></td><td></td><td></td><td></td><td></td><td></td><td></td><td></td><td></td><td>WEST</td><td></td><td></td></tr> <tr><td></td><td></td><td></td><td></td><td></td><td></td><td></td><td></td><td></td><td></td><td></td><td></td><td></td><td>EAST</td><td></td><td></td></tr> <tr><td>1998</td><td>1999</td><td>2000</td><td>2001</td><td>2002</td><td>2003</td><td>2004</td><td>2005</td><td>2006</td><td>2007</td><td>2008</td><td>2009</td><td>2010</td><td>2011</td><td>2012</td><td>2013</td></tr> <tr><td></td><td>WEST</td><td></td><td></td><td></td><td></td><td></td><td></td><td></td><td></td><td></td><td></td><td></td><td></td><td></td><td></td></tr> <tr><td></td><td>EAST</td><td></td><td></td><td></td><td></td><td></td><td></td><td></td><td></td><td></td><td></td><td></td><td></td><td></td><td></td></tr> </table>	1982	1983	1984	1985	1986	1987	1988	1989	1990	1991	1992	1993	1994	1995	1996	1997														WEST																EAST			1998	1999	2000	2001	2002	2003	2004	2005	2006	2007	2008	2009	2010	2011	2012	2013		WEST																EAST															
1982	1983	1984	1985	1986	1987	1988	1989	1990	1991	1992	1993	1994	1995	1996	1997																																																																																		
													WEST																																																																																				
													EAST																																																																																				
1998	1999	2000	2001	2002	2003	2004	2005	2006	2007	2008	2009	2010	2011	2012	2013																																																																																		
	WEST																																																																																																
	EAST																																																																																																

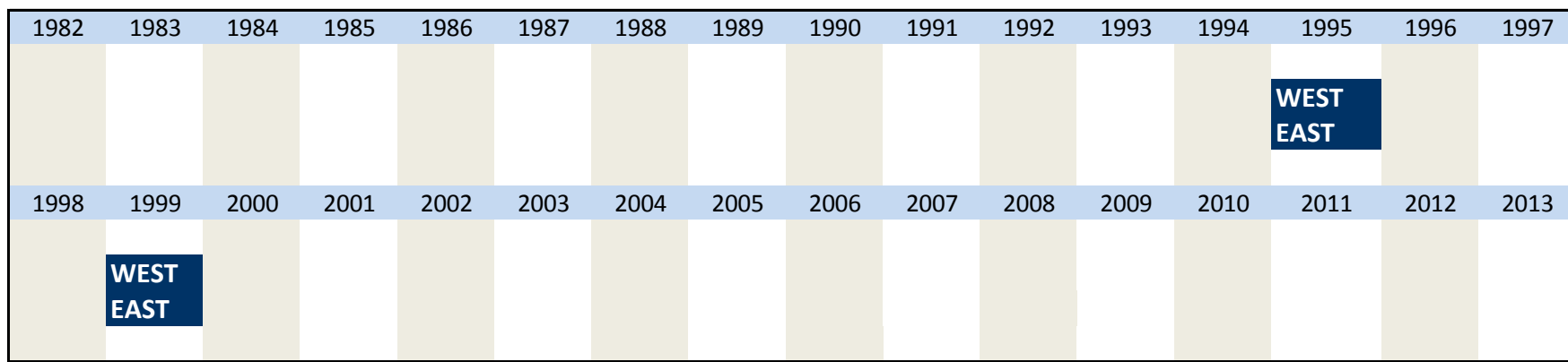
No.	Name	Label	Survey period	Survey frequency
3.22.6)	iuk6	form of innovation cooperation: informal information exchange	West 1995, 1999 East 1995, 1999	irregular irregular

Wording of question

1995, 1999 <b>VI. Innovation and Kooperation</b> b) Wer utilized the following form(s) of cooperations for our innovation activities (multiple answers possible):  Seite 233	Further information
--	---------------------

- informal information exchange in the technology sector  [1]

Time span of variable



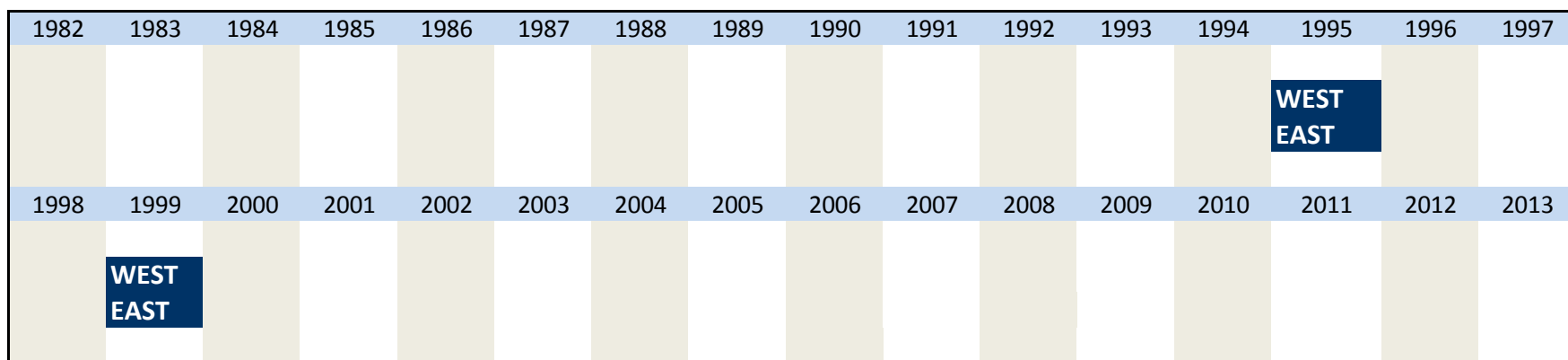
No.	Name	Label	Survey period	Survey frequency
3.22.7)	iuk7	form of innovation cooperation: minority shareholding	West 1995, 1999 East 1995, 1999	irregular irregular

Wording of question

1995, 1999  
**VI. Innovation and Kooperation**  
 b) Wer utilized the following form(s) of cooperations for our innovation activities (multiple answers possible):  
 - minority shareholding of innovative companies  [1]

Further information

Time span of variable



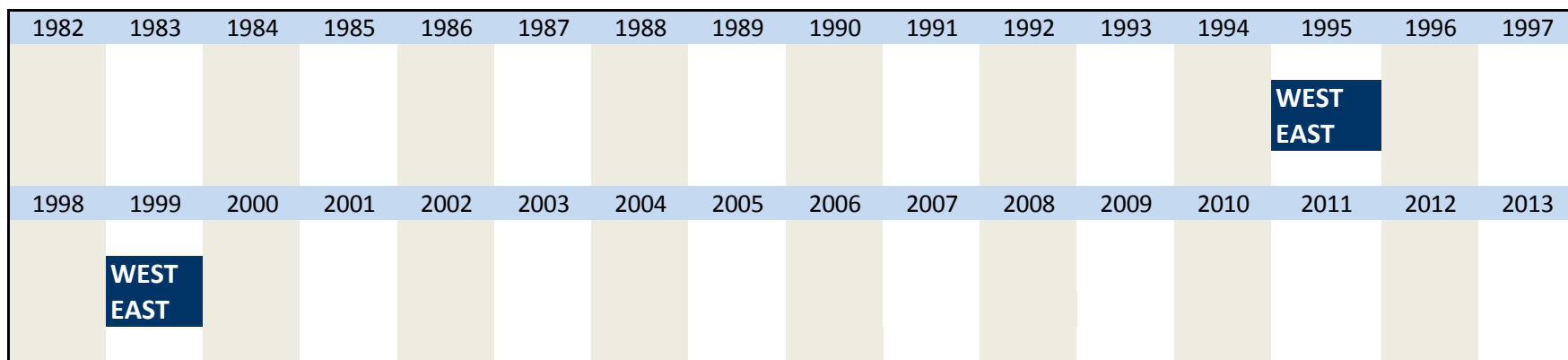
No.	Name	Label	Survey period	Survey frequency
3.22.8)	iuk8	form of innovation cooperation: placing of R&D orders	West 1995, 1999 East 1995, 1999	irregular irregular

Wording of question

1995, 1999  
**VI. Innovation and Kooperation**  
 b) Wer utilized the following form(s) of cooperations for our innovation activities (multiple answers possible):  
 - placing of R&D orders to other companies/institutions  [1]

Further information

Time span of variable



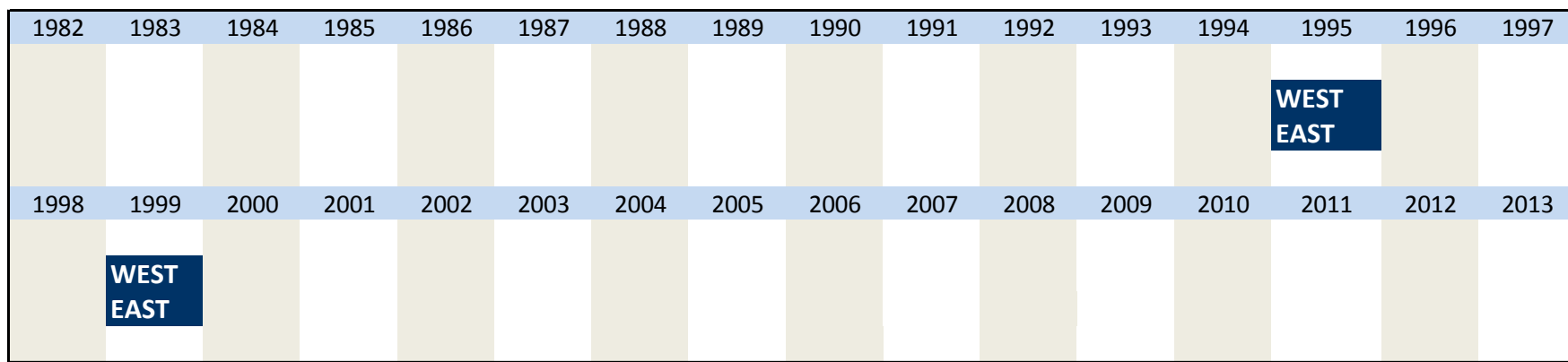
No.	Name	Label	Survey period	Survey frequency
3.22.9)	iuk9	form of innovation cooperation: other forms	West 1995, 1999 East 1995, 1999	irregular irregular

Wording of question

1995, 1999  
**VI. Innovation and Kooperation**  
 b) Wer utilized the following form(s) of cooperations for our innovation activities (multiple answers possible):  
 - other ways of cooperation, namely:  [1]

Further information

Time span of variable



No.	Name	Label	Survey period	Survey frequency
-----	------	-------	---------------	------------------

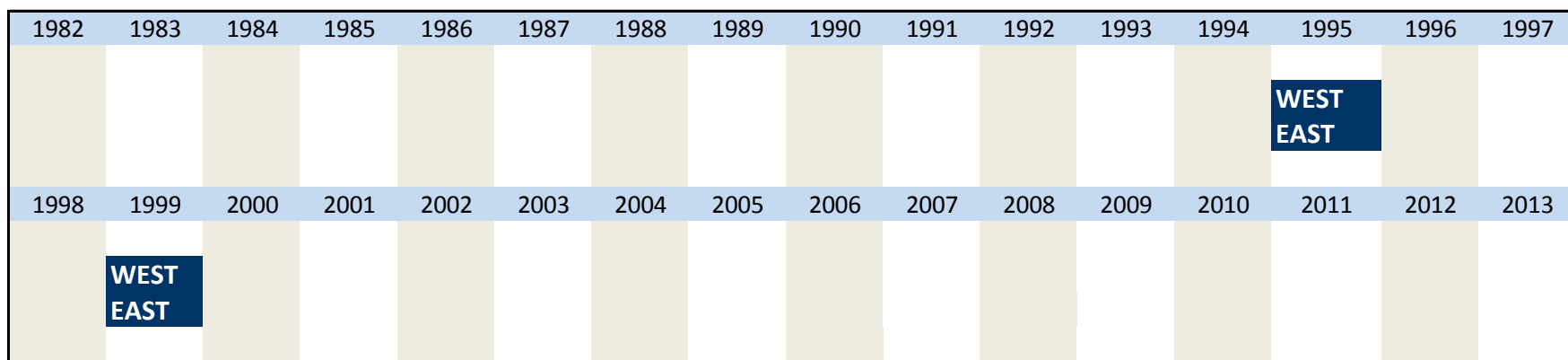
3.22.10) **iuk10** goal of cooperations: long-term commitment West 1995, 1999 East 1995, 1999 irregular irregular

**Wording of question**

1995, 1999  
**VI. Innovation and Kooperation**  
 c) The cooperations in the field of innovations during the last 5 years were directed at:  
 - long-term commitment  [1]

Further information

**Time span of variable**



No.	Name	Label	Survey period	Survey frequency
-----	------	-------	---------------	------------------

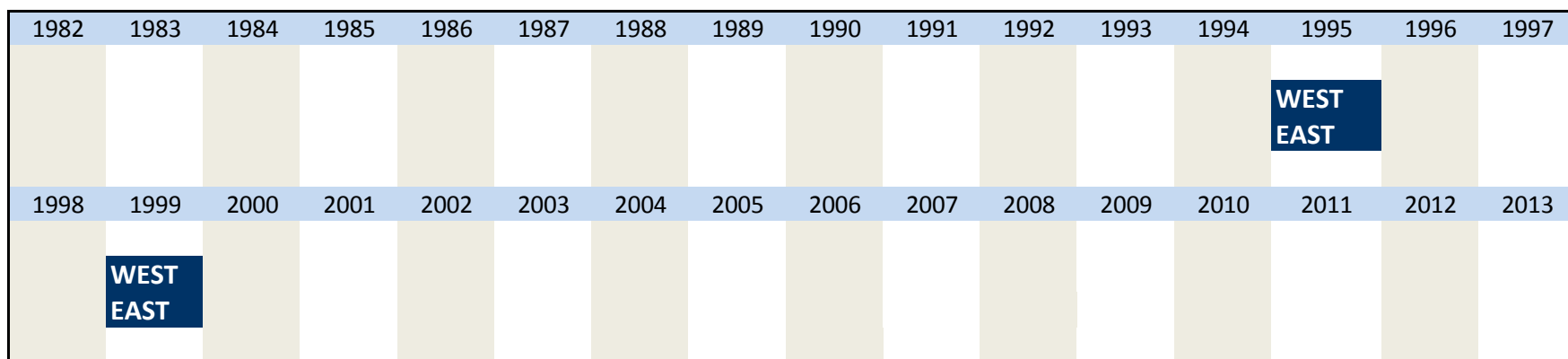
3.22.11) **iuk11** goal of cooperations: short-term realisation of single R&D plans West 1995, 1999 East 1995, 1999 irregular irregular

**Wording of question**

1995, 1999  
**VI. Innovation and Kooperation**  
 c) The cooperations in the field of innovations during the last 5 years were directed at:  
 - short-term realisation of single R&D plans  [1]

Further information

**Time span of variable**



**3.23 Adoption of external ideas/ inventions**

No.	Name	Label	Survey period	Survey frequency
-----	------	-------	---------------	------------------


3.23.1) **extid1** innovations based on ideas/inventions/findings of the company West 2004 East 2004 once once

**Wording of question**

2004  
**Adoption of external ideas/ inventions**  
 a) Our innovations of the last 5 years are based on the adoption of ideas/inventions/results of R&D...  
 of the own company only  [1] (Please continue with question VII)

Further information

**Time span of variable**



--	--	--	--	--	--	--	--	--	--	--	--	--	--	--	--

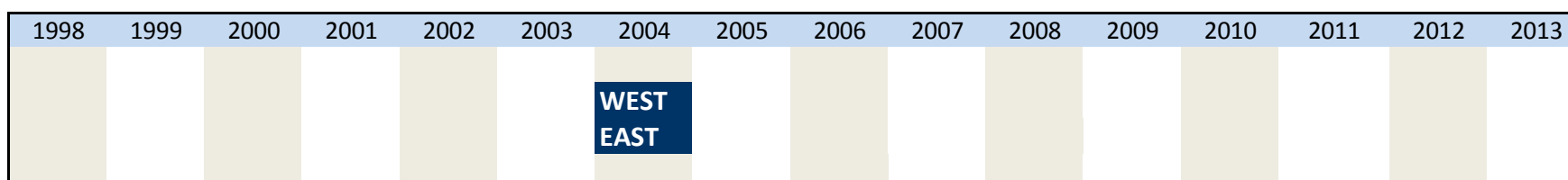
No.	Name	Label	Survey period	Survey frequency
-----	------	-------	---------------	------------------

3.23.2)	extid2	innovations based on ideas/inventions/findings of external private persons	West 2004 East 2004	once once
---------	--------	--	------------------------	--------------

Wording of question

2004 <b>Adoption of external ideas/ inventions</b> a) Our innovations of the last 5 years are based on the adoption of ideas/inventions/results of R&D...  of external private persons <input type="text"/> [1]	Further information
---	---------------------

Time span of variable



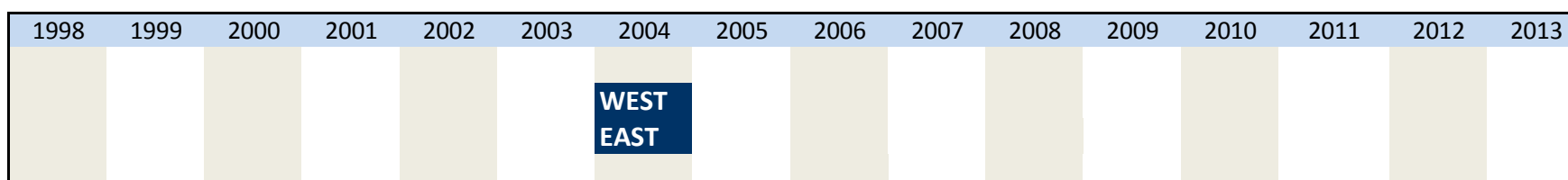
No.	Name	Label	Survey period	Survey frequency
-----	------	-------	---------------	------------------

3.23.3)	extid3	innovations based on ideas/inventions/findings of external research institutions	West 2004 East 2004	once once
---------	--------	--	------------------------	--------------

Wording of question

2004 <b>Adoption of external ideas/ inventions</b> a) Our innovations of the last 5 years are based on the adoption of ideas/inventions/results of R&D...  of external research institutions <input type="text"/> [1]	Further information
---	---------------------

Time span of variable



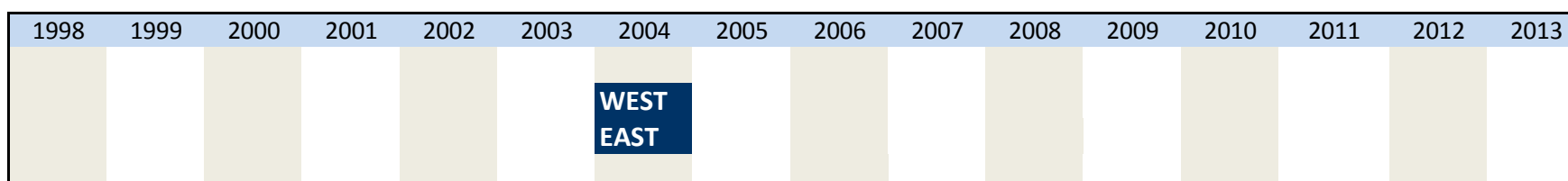
No.	Name	Label	Survey period	Survey frequency
-----	------	-------	---------------	------------------

3.23.4)	extid4	innovations based on ideas/inventions/findings of external companies	West 2004 East 2004	once once
---------	--------	--	------------------------	--------------

Wording of question

2004 <b>Adoption of external ideas/ inventions</b> a) Our innovations of the last 5 years are based on the adoption of ideas/inventions/results of R&D...  of external companies <input type="text"/> [1]	Further information
---	---------------------

Time span of variable



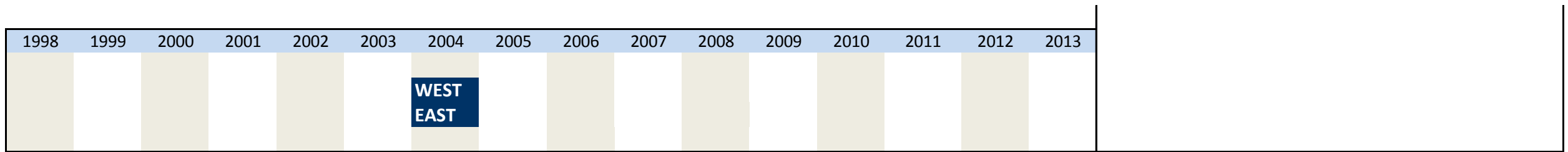
No.	Name	Label	Survey period	Survey frequency
-----	------	-------	---------------	------------------

3.23.5)	extid5	innovations based on ideas/inventions/findings of others	West 2004 East 2004	once once
---------	--------	--	------------------------	--------------

Wording of question

2004 <b>Adoption of external ideas/ inventions</b> a) Our innovations of the last 5 years are based on the adoption of ideas/inventions/results of R&D...  of others <input type="text"/> [1]	Further information
---	---------------------

Time span of variable




No.	Name	Label	Survey period	Survey frequency
3.23.6)	extid6	stage of external ideas/inventions/findings when adopted: idea/conception	West 2004 East 2004	once once

**Wording of question**

2004 <b>Adoption of external ideas/ inventions</b> b) At the time of the adoption to the own company the external ideas/inventions/results of R&D were in the stage of:  idea/conception <input type="text"/> [1]	Further information
---	---------------------

**Time span of variable**

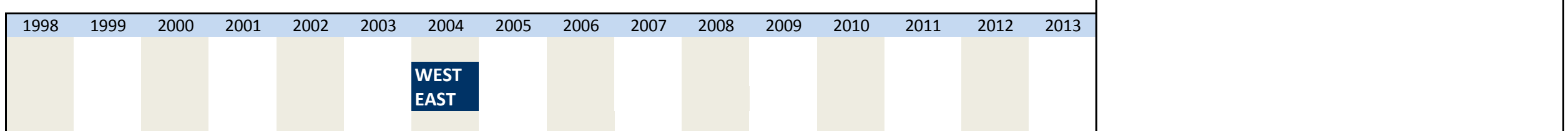


No.	Name	Label	Survey period	Survey frequency
3.23.7)	extid7	stage of external ideas/inventions/findings when adopted: R&D	West 2004 East 2004	once once

**Wording of question**

2004 <b>Adoption of external ideas/ inventions</b> b) At the time of the adoption to the own company the external ideas/inventions/results of R&D were in the stage of:  R&D <input type="text"/> [1]	Further information
---	---------------------

**Time span of variable**

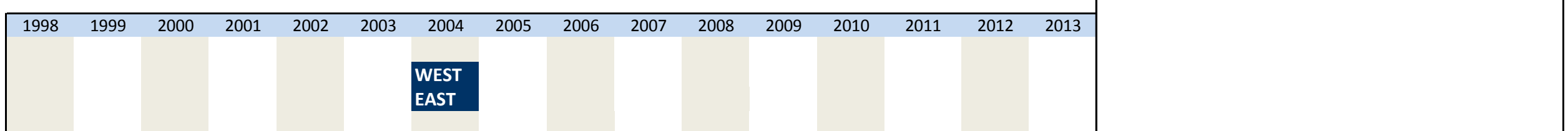


No.	Name	Label	Survey period	Survey frequency
3.23.8)	extid8	stage of external ideas/inventions/findings when adopted: launch of production	West 2004 East 2004	once once

**Wording of question**

2004 <b>Adoption of external ideas/ inventions</b> b) At the time of the adoption to the own company the external ideas/inventions/results of R&D were in the stage of:  launch of production <input type="text"/> [1]	Further information
--	---------------------

**Time span of variable**



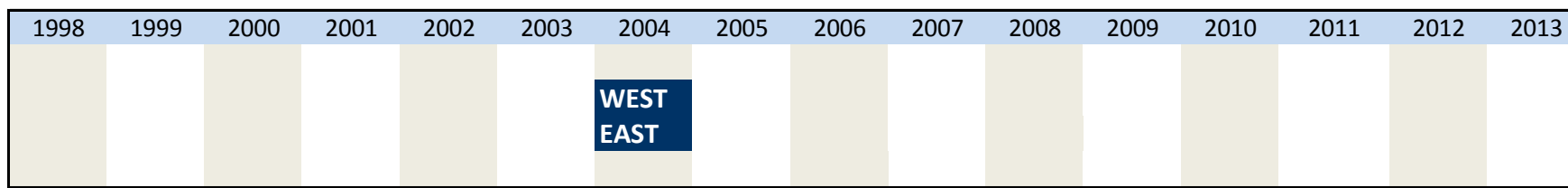
No.	Name	Label	Survey period	Survey frequency
3.23.9)	extid9	stage of external ideas/inventions/findings when adopted: marketing	West 2004 East 2004	once once

**Wording of question**

2004 <b>Adoption of external ideas/ inventions</b> b) At the time of the adoption to the own company the external ideas/inventions/results of R&D were in the stage of:	Further information
---	---------------------

marketing  [1]

Time span of variable




No.	Name	Label	Survey period	Survey frequency
-----	------	-------	---------------	------------------

3.23.10) **extid10** external ideas implemented in cooperation with inventor: yes, several West 2004 once  
East 2004 once

Wording of question

2004 <b>Adoption of external ideas/ inventions</b> c) The external ideas/results of R&D were implemented in cooperation with the corresponding inventor:  yes, several <input type="text"/> [1]	Further information
---	---------------------

Time span of variable




No.	Name	Label	Survey period	Survey frequency
-----	------	-------	---------------	------------------

3.23.11) **extid11** external ideas implemented in cooperation with inventor: yes, one West 2004 once  
East 2004 once

Wording of question

2004 <b>Adoption of external ideas/ inventions</b> c) The external ideas/results of R&D were implemented in cooperation with the corresponding inventor:  yes, one <input type="text"/> [1]	Further information
---	---------------------

Time span of variable




No.	Name	Label	Survey period	Survey frequency
-----	------	-------	---------------	------------------

3.23.12) **extid12** external ideas implemented in cooperation with inventor: none West 2004 once  
East 2004 once

Wording of question

2004 <b>Adoption of external ideas/ inventions</b> c) The external ideas/results of R&D were implemented in cooperation with the corresponding inventor:  none <input type="text"/> [1] (Please continue with question VII)	Further information
---	---------------------

Time span of variable



No.	Name	Label	Survey period	Survey frequency
-----	------	-------	---------------	------------------

3.23.13) **extid13** participation of inventors through: employment in existing company West 2004 once  
East 2004 once

Wording of question

2004  
**Adoption of external ideas/ inventions**  
 d) How were external inventors incorporated in your company and has the implementation of ideas been a commercial success?

	incorporation via	with success	without success
employment in existing company	<input type="text"/> [0]*	<input type="text"/> [1]	<input type="text"/> [2]
employment in new company	<input type="checkbox"/>	<input type="checkbox"/>	<input type="checkbox"/>
consulting or cooperation contract	<input type="checkbox"/>	<input type="checkbox"/>	<input type="checkbox"/>
other:.....	<input type="checkbox"/>	<input type="checkbox"/>	<input type="checkbox"/>

Further information

\*Only appears in case it was not ticked off if the incorporation has been successful or not

Time span of variable

1998	1999	2000	2001	2002	2003	2004	2005	2006	2007	2008	2009	2010	2011	2012	2013
						WEST EAST									

No.	Name	Label	Survey period	Survey frequency
3.23.14)	extid14	participation of inventors through: employment in new company	West 2004 East 2004	once once

Wording of question

2004  
**Adoption of external ideas/ inventions**  
 d) How were external inventors incorporated in your company and has the implementation of ideas been a commercial success?

	incorporation via	with success	without success
employment in existing company	<input type="checkbox"/>	<input type="checkbox"/>	<input type="checkbox"/>
employment in new company	<input type="text"/> [0]*	<input type="text"/> [1]	<input type="text"/> [2]
consulting or cooperation contract	<input type="checkbox"/>	<input type="checkbox"/>	<input type="checkbox"/>
other:.....	<input type="checkbox"/>	<input type="checkbox"/>	<input type="checkbox"/>

Further information

\*Only appears in case it was not ticked off if the incorporation has been successful or not

Time span of variable

1998	1999	2000	2001	2002	2003	2004	2005	2006	2007	2008	2009	2010	2011	2012	2013
						WEST EAST									

No.	Name	Label	Survey period	Survey frequency
3.23.15)	extid15	participation of inventors through: consulting or cooperation contract	West 2004 East 2004	once once

Wording of question

2004  
**Adoption of external ideas/ inventions**  
 d) How were external inventors incorporated in your company and has the implementation of ideas been a commercial success?

	incorporation via	with success	without success
employment in existing company	<input type="checkbox"/>	<input type="checkbox"/>	<input type="checkbox"/>
employment in new company	<input type="checkbox"/>	<input type="checkbox"/>	<input type="checkbox"/>
consulting or cooperation contract	<input type="text"/> [0]*	<input type="text"/> [1]	<input type="text"/> [2]
other:.....	<input type="checkbox"/>	<input type="checkbox"/>	<input type="checkbox"/>

Further information

\*Only appears in case it was not ticked off if the incorporation has been successful or not

Time span of variable

1998	1999	2000	2001	2002	2003	2004	2005	2006	2007	2008	2009	2010	2011	2012	2013
						WEST EAST									







No.	Name	Label	Survey period	Survey frequency
-----	------	-------	---------------	------------------

3.24.7) **uum4** acquisition of another company during last 5 years East and West 2005 once

**Wording of question**

<p>2005  <b>VI. Our company in the market</b>  b) During the last 5 years the following changes occurred in our company.</p> <p>our company...                      yes                      no  - purchased another company      <input type="checkbox"/> [1]                      <input type="checkbox"/> [2]</p>	<p>Further information</p>																																
<p><b>Time span of variable</b></p> <table border="1" style="width: 100%; text-align: center;"> <tr> <td>1998</td><td>1999</td><td>2000</td><td>2001</td><td>2002</td><td>2003</td><td>2004</td><td>2005</td><td>2006</td><td>2007</td><td>2008</td><td>2009</td><td>2010</td><td>2011</td><td>2012</td><td>2013</td> </tr> <tr> <td style="background-color: #e0e0e0;"></td><td style="background-color: #e0e0e0;"></td><td style="background-color: #e0e0e0;"></td><td style="background-color: #e0e0e0;"></td><td style="background-color: #e0e0e0;"></td><td style="background-color: #e0e0e0;"></td><td style="background-color: #e0e0e0;"></td><td style="background-color: #e0e0e0;">WEST EAST</td><td style="background-color: #e0e0e0;"></td><td style="background-color: #e0e0e0;"></td><td style="background-color: #e0e0e0;"></td><td style="background-color: #e0e0e0;"></td><td style="background-color: #e0e0e0;"></td><td style="background-color: #e0e0e0;"></td><td style="background-color: #e0e0e0;"></td><td style="background-color: #e0e0e0;"></td> </tr> </table>		1998	1999	2000	2001	2002	2003	2004	2005	2006	2007	2008	2009	2010	2011	2012	2013								WEST EAST								
1998	1999	2000	2001	2002	2003	2004	2005	2006	2007	2008	2009	2010	2011	2012	2013																		
							WEST EAST																										

No.	Name	Label	Survey period	Survey frequency
-----	------	-------	---------------	------------------

3.24.8) **uum4a** year of acquisition of another company East and West 2005 once

**Wording of question**

<p>2005  <b>VI. Our company in the market</b>  b) During the last 5 years the following changes occurred in our company.</p> <p>our company...                      yes                      no                      which year?  - purchased another company      <input type="checkbox"/>                      <input checked="" type="checkbox"/>                      _____</p>	<p>Further information</p>																																
<p><b>Time span of variable</b></p> <table border="1" style="width: 100%; text-align: center;"> <tr> <td>1998</td><td>1999</td><td>2000</td><td>2001</td><td>2002</td><td>2003</td><td>2004</td><td>2005</td><td>2006</td><td>2007</td><td>2008</td><td>2009</td><td>2010</td><td>2011</td><td>2012</td><td>2013</td> </tr> <tr> <td style="background-color: #e0e0e0;"></td><td style="background-color: #e0e0e0;"></td><td style="background-color: #e0e0e0;"></td><td style="background-color: #e0e0e0;"></td><td style="background-color: #e0e0e0;"></td><td style="background-color: #e0e0e0;"></td><td style="background-color: #e0e0e0;"></td><td style="background-color: #e0e0e0;">WEST EAST</td><td style="background-color: #e0e0e0;"></td><td style="background-color: #e0e0e0;"></td><td style="background-color: #e0e0e0;"></td><td style="background-color: #e0e0e0;"></td><td style="background-color: #e0e0e0;"></td><td style="background-color: #e0e0e0;"></td><td style="background-color: #e0e0e0;"></td><td style="background-color: #e0e0e0;"></td> </tr> </table>		1998	1999	2000	2001	2002	2003	2004	2005	2006	2007	2008	2009	2010	2011	2012	2013								WEST EAST								
1998	1999	2000	2001	2002	2003	2004	2005	2006	2007	2008	2009	2010	2011	2012	2013																		
							WEST EAST																										

No.	Name	Label	Survey period	Survey frequency
-----	------	-------	---------------	------------------

3.24.9) **uum5** acquisition by another company during last 5 years East and West 2005 once

**Wording of question**

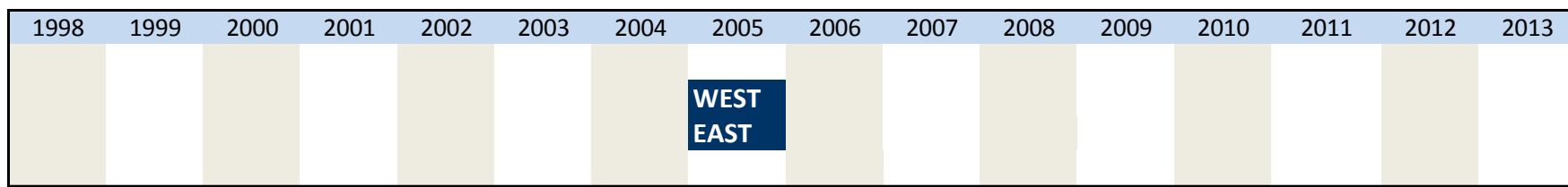
<p>2005  <b>VI. Our company in the market</b>  b) During the last 5 years the following changes occurred in our company.</p> <p>our company...                      yes                      no  - was purchased by another company      <input type="checkbox"/> [1]                      <input type="checkbox"/> [2]</p>	<p>Further information</p>																																
<p><b>Time span of variable</b></p> <table border="1" style="width: 100%; text-align: center;"> <tr> <td>1998</td><td>1999</td><td>2000</td><td>2001</td><td>2002</td><td>2003</td><td>2004</td><td>2005</td><td>2006</td><td>2007</td><td>2008</td><td>2009</td><td>2010</td><td>2011</td><td>2012</td><td>2013</td> </tr> <tr> <td style="background-color: #e0e0e0;"></td><td style="background-color: #e0e0e0;"></td><td style="background-color: #e0e0e0;"></td><td style="background-color: #e0e0e0;"></td><td style="background-color: #e0e0e0;"></td><td style="background-color: #e0e0e0;"></td><td style="background-color: #e0e0e0;"></td><td style="background-color: #e0e0e0;">WEST EAST</td><td style="background-color: #e0e0e0;"></td><td style="background-color: #e0e0e0;"></td><td style="background-color: #e0e0e0;"></td><td style="background-color: #e0e0e0;"></td><td style="background-color: #e0e0e0;"></td><td style="background-color: #e0e0e0;"></td><td style="background-color: #e0e0e0;"></td><td style="background-color: #e0e0e0;"></td> </tr> </table>		1998	1999	2000	2001	2002	2003	2004	2005	2006	2007	2008	2009	2010	2011	2012	2013								WEST EAST								
1998	1999	2000	2001	2002	2003	2004	2005	2006	2007	2008	2009	2010	2011	2012	2013																		
							WEST EAST																										

No.	Name	Label	Survey period	Survey frequency
-----	------	-------	---------------	------------------

3.24.10) **uum5a** year of acquisition by another company East and West 2005 once

**Wording of question**

<p>2005  <b>VI. Our company in the market</b>  b) During the last 5 years the following changes occurred in our company.</p> <p>our company...                      yes                      no                      which year?  - was purchased by another company      <input type="checkbox"/>                      <input checked="" type="checkbox"/>                      _____</p>	<p>Further information</p>
<p><b>Time span of variable</b></p>	




No.	Name	Label	Survey period	Survey frequency
3.24.11)	uum6	fusion with another company during last 5 years	East and West 2005	once

**Wording of question**

<p>2005</p> <p><b>VI. Our company in the market</b></p> <p>b) During the last 5 years the following changes occurred in our company.</p> <p>our company....</p> <p>- executed a fusion with another company</p> <p>yes <input type="checkbox"/> [1]      no <input type="checkbox"/> [2]</p>	Further information
--	---------------------

**Time span of variable**




No.	Name	Label	Survey period	Survey frequency
3.24.12)	uum6a	year of fusion with another company	East and West 2005	once

**Wording of question**

<p>2005</p> <p><b>VI. Our company in the market</b></p> <p>b) During the last 5 years the following changes occurred in our company.</p> <p>our company....</p> <p>- executed a fusion with another company</p> <p>yes <input type="checkbox"/>      no <input checked="" type="checkbox"/>      which year? _____</p>	Further information
--	---------------------

**Time span of variable**




No.	Name	Label	Survey period	Survey frequency
3.24.13)	uum7	company arised from company division during last 5 years	East and West 2005	once

**Wording of question**

<p>2005</p> <p><b>VI. Our company in the market</b></p> <p>b) During the last 5 years the following changes occurred in our company.</p> <p>our company....</p> <p>- arised from a company division</p> <p>yes <input type="checkbox"/> [1]      no <input type="checkbox"/> [2]</p>	Further information
--	---------------------

**Time span of variable**



No.	Name	Label	Survey period	Survey frequency
3.24.14)	uum7a	year of company division	East and West 2005	once

**Wording of question**

<p>2005</p> <p><b>VI. Our company in the market</b></p> <p>b) During the last 5 years the following changes occurred in our company.</p> <p>our company....</p> <p>- arised from a company division</p> <p>yes <input type="checkbox"/>      no <input checked="" type="checkbox"/>      which year? _____</p>	Further information
--	---------------------

Time span of variable															
1998	1999	2000	2001	2002	2003	2004	2005	2006	2007	2008	2009	2010	2011	2012	2013
							WEST EAST								

### 3.25 Abilities and skills

No.	Name	Label	Survey period	Survey frequency
3.25.1)	komp1	importance of scientific skills of employees for innovations	East and West 2006	once

#### Wording of question

<p>2006</p> <p><b>VII. Abilities and skills</b></p> <p>a) How important have the following abilities and skills of the employees been for the innovations in your company? Exactly one mark per line please!</p> <table style="width: 100%; border-collapse: collapse;"> <tr> <td style="width: 30%;"></td> <td style="text-align: center;">no importance</td> <td style="text-align: center;">less important</td> <td style="text-align: center;">important</td> <td style="text-align: center;">very important</td> </tr> <tr> <td style="padding-top: 10px;">scientific skills</td> <td style="text-align: center; padding-top: 10px;"><input type="text"/> [1]</td> <td style="text-align: center; padding-top: 10px;"><input type="text"/> [2]</td> <td style="text-align: center; padding-top: 10px;"><input type="text"/> [3]</td> <td style="text-align: center; padding-top: 10px;"><input type="text"/> [4]</td> </tr> </table>		no importance	less important	important	very important	scientific skills	<input type="text"/> [1]	<input type="text"/> [2]	<input type="text"/> [3]	<input type="text"/> [4]	<p>Further information</p>				
	no importance	less important	important	very important											
scientific skills	<input type="text"/> [1]	<input type="text"/> [2]	<input type="text"/> [3]	<input type="text"/> [4]											
Time span of variable															
1998	1999	2000	2001	2002	2003	2004	2005	2006	2007	2008	2009	2010	2011	2012	2013
								WEST EAST							

No.	Name	Label	Survey period	Survey frequency
3.25.2)	komp2	importance of mathematic skills of employees for innovations	East and West 2006	once

#### Wording of question

<p>2006</p> <p><b>VII. Abilities and skills</b></p> <p>a) How important have the following abilities and skills of the employees been for the innovations in your company? Exactly one mark per line please!</p> <table style="width: 100%; border-collapse: collapse;"> <tr> <td style="width: 30%;"></td> <td style="text-align: center;">no importance</td> <td style="text-align: center;">less important</td> <td style="text-align: center;">important</td> <td style="text-align: center;">very important</td> </tr> <tr> <td style="padding-top: 10px;">mathematic skills</td> <td style="text-align: center; padding-top: 10px;"><input type="text"/> [1]</td> <td style="text-align: center; padding-top: 10px;"><input type="text"/> [2]</td> <td style="text-align: center; padding-top: 10px;"><input type="text"/> [3]</td> <td style="text-align: center; padding-top: 10px;"><input type="text"/> [4]</td> </tr> </table>		no importance	less important	important	very important	mathematic skills	<input type="text"/> [1]	<input type="text"/> [2]	<input type="text"/> [3]	<input type="text"/> [4]	<p>Further information</p>				
	no importance	less important	important	very important											
mathematic skills	<input type="text"/> [1]	<input type="text"/> [2]	<input type="text"/> [3]	<input type="text"/> [4]											
Time span of variable															
1998	1999	2000	2001	2002	2003	2004	2005	2006	2007	2008	2009	2010	2011	2012	2013
								WEST EAST							

No.	Name	Label	Survey period	Survey frequency
3.25.3)	komp3	importance of technical skills of employees for innovations	East and West 2006	once

#### Wording of question

<p>2006</p> <p><b>VII. Abilities and skills</b></p> <p>a) How important have the following abilities and skills of the employees been for the innovations in your company? Exactly one mark per line please!</p> <table style="width: 100%; border-collapse: collapse;"> <tr> <td style="width: 30%;"></td> <td style="text-align: center;">no importance</td> <td style="text-align: center;">less important</td> <td style="text-align: center;">important</td> <td style="text-align: center;">very important</td> </tr> <tr> <td style="padding-top: 10px;">technical skills</td> <td style="text-align: center; padding-top: 10px;"><input type="text"/> [1]</td> <td style="text-align: center; padding-top: 10px;"><input type="text"/> [2]</td> <td style="text-align: center; padding-top: 10px;"><input type="text"/> [3]</td> <td style="text-align: center; padding-top: 10px;"><input type="text"/> [4]</td> </tr> </table>		no importance	less important	important	very important	technical skills	<input type="text"/> [1]	<input type="text"/> [2]	<input type="text"/> [3]	<input type="text"/> [4]	<p>Further information</p>				
	no importance	less important	important	very important											
technical skills	<input type="text"/> [1]	<input type="text"/> [2]	<input type="text"/> [3]	<input type="text"/> [4]											
Time span of variable															
1998	1999	2000	2001	2002	2003	2004	2005	2006	2007	2008	2009	2010	2011	2012	2013
								WEST EAST							

No.	Name	Label	Survey period	Survey frequency
-----	------	-------	---------------	------------------

3.25.4) komp4

importance of management skills of employees for innovations

East and West 2006

once

## Wording of question

<p>2006</p> <p><b>VII. Abilities and skills</b></p> <p>a) How important have the following abilities and skills of the employees been for the innovations in your company?</p> <p><b>Exactly one mark per line please!</b></p> <p style="text-align: center;">no importance      less important      important      very important</p> <p>management skills      <input type="text"/> [1]      <input type="text"/> [2]      <input type="text"/> [3]      <input type="text"/> [4]</p>	Further information																																
Time span of variable																																	
<table border="1"> <tr> <td>1998</td><td>1999</td><td>2000</td><td>2001</td><td>2002</td><td>2003</td><td>2004</td><td>2005</td><td>2006</td><td>2007</td><td>2008</td><td>2009</td><td>2010</td><td>2011</td><td>2012</td><td>2013</td> </tr> <tr> <td></td><td></td><td></td><td></td><td></td><td></td><td></td><td></td><td>WEST EAST</td><td></td><td></td><td></td><td></td><td></td><td></td><td></td> </tr> </table>	1998	1999	2000	2001	2002	2003	2004	2005	2006	2007	2008	2009	2010	2011	2012	2013									WEST EAST								
1998	1999	2000	2001	2002	2003	2004	2005	2006	2007	2008	2009	2010	2011	2012	2013																		
								WEST EAST																									

No.	Name	Label	Survey period	Survey frequency
-----	------	-------	---------------	------------------

3.25.5) komp5

importance of reliability of employees for innovations

East and West 2006

once

## Wording of question

<p>2006</p> <p><b>VII. Abilities and skills</b></p> <p>a) How important have the following abilities and skills of the employees been for the innovations in your company?</p> <p><b>Exactly one mark per line please!</b></p> <p style="text-align: center;">no importance      less important      important      very important</p> <p>reliability      <input type="text"/> [1]      <input type="text"/> [2]      <input type="text"/> [3]      <input type="text"/> [4]</p>	Further information																																
Time span of variable																																	
<table border="1"> <tr> <td>1998</td><td>1999</td><td>2000</td><td>2001</td><td>2002</td><td>2003</td><td>2004</td><td>2005</td><td>2006</td><td>2007</td><td>2008</td><td>2009</td><td>2010</td><td>2011</td><td>2012</td><td>2013</td> </tr> <tr> <td></td><td></td><td></td><td></td><td></td><td></td><td></td><td></td><td>WEST EAST</td><td></td><td></td><td></td><td></td><td></td><td></td><td></td> </tr> </table>	1998	1999	2000	2001	2002	2003	2004	2005	2006	2007	2008	2009	2010	2011	2012	2013									WEST EAST								
1998	1999	2000	2001	2002	2003	2004	2005	2006	2007	2008	2009	2010	2011	2012	2013																		
								WEST EAST																									

No.	Name	Label	Survey period	Survey frequency
-----	------	-------	---------------	------------------

3.25.6) komp6

importance of persistence of employees for innovations

East and West 2006

once

## Wording of question

<p>2006</p> <p><b>VII. Abilities and skills</b></p> <p>a) How important have the following abilities and skills of the employees been for the innovations in your company?</p> <p><b>Exactly one mark per line please!</b></p> <p style="text-align: center;">no importance      less important      important      very important</p> <p>persistence      <input type="text"/> [1]      <input type="text"/> [2]      <input type="text"/> [3]      <input type="text"/> [4]</p>	Further information																																
Time span of variable																																	
<table border="1"> <tr> <td>1998</td><td>1999</td><td>2000</td><td>2001</td><td>2002</td><td>2003</td><td>2004</td><td>2005</td><td>2006</td><td>2007</td><td>2008</td><td>2009</td><td>2010</td><td>2011</td><td>2012</td><td>2013</td> </tr> <tr> <td></td><td></td><td></td><td></td><td></td><td></td><td></td><td></td><td>WEST EAST</td><td></td><td></td><td></td><td></td><td></td><td></td><td></td> </tr> </table>	1998	1999	2000	2001	2002	2003	2004	2005	2006	2007	2008	2009	2010	2011	2012	2013									WEST EAST								
1998	1999	2000	2001	2002	2003	2004	2005	2006	2007	2008	2009	2010	2011	2012	2013																		
								WEST EAST																									

No.	Name	Label	Survey period	Survey frequency
-----	------	-------	---------------	------------------

3.25.7) komp7

importance of employees' ability to work in a team for innovations

East and West 2006

once

## Wording of question

<p>2006</p> <p><b>VII. Abilities and skills</b></p> <p>a) How important have the following abilities and skills of the employees been for the innovations in your company?</p> <p><b>Exactly one mark per line please!</b></p> <p style="text-align: center;">no importance      less important      important      very important</p> <p>ability to work in a team      <input type="text"/> [1]      <input type="text"/> [2]      <input type="text"/> [3]      <input type="text"/> [4]</p>	Further information																																
Time span of variable																																	
<table border="1"> <tr> <td>1998</td><td>1999</td><td>2000</td><td>2001</td><td>2002</td><td>2003</td><td>2004</td><td>2005</td><td>2006</td><td>2007</td><td>2008</td><td>2009</td><td>2010</td><td>2011</td><td>2012</td><td>2013</td> </tr> <tr> <td></td><td></td><td></td><td></td><td></td><td></td><td></td><td></td><td>WEST EAST</td><td></td><td></td><td></td><td></td><td></td><td></td><td></td> </tr> </table>	1998	1999	2000	2001	2002	2003	2004	2005	2006	2007	2008	2009	2010	2011	2012	2013									WEST EAST								
1998	1999	2000	2001	2002	2003	2004	2005	2006	2007	2008	2009	2010	2011	2012	2013																		
								WEST EAST																									

Time span of variable															
1998	1999	2000	2001	2002	2003	2004	2005	2006	2007	2008	2009	2010	2011	2012	2013
								WEST EAST							

No.	Name	Label	Survey period	Survey frequency
3.25.8)	komp8	importance of self-reliance of employees for innovations	East and West 2006	once

Wording of question

<p>2006</p> <p><b>VII. Abilities and skills</b></p> <p>a) How important have the following abilities and skills of the employees been for the innovations in your company? Exactly one mark per line please!</p> <table border="0"> <tr> <td></td><td>no importance</td><td>less important</td><td>important</td><td>very important</td></tr> <tr> <td>self-reliance</td><td><input type="text"/> [1]</td><td><input type="text"/> [2]</td><td><input type="text"/> [3]</td><td><input type="text"/> [4]</td></tr> </table>		no importance	less important	important	very important	self-reliance	<input type="text"/> [1]	<input type="text"/> [2]	<input type="text"/> [3]	<input type="text"/> [4]	Further information				
	no importance	less important	important	very important											
self-reliance	<input type="text"/> [1]	<input type="text"/> [2]	<input type="text"/> [3]	<input type="text"/> [4]											
Time span of variable															
1998	1999	2000	2001	2002	2003	2004	2005	2006	2007	2008	2009	2010	2011	2012	2013
								WEST EAST							

No.	Name	Label	Survey period	Survey frequency
3.25.9)	komp9	importance of employees' risk-taking behaviour for innovations	East and West 2006	once

Wording of question

<p>2006</p> <p><b>VII. Abilities and skills</b></p> <p>a) How important have the following abilities and skills of the employees been for the innovations in your company? Exactly one mark per line please!</p> <table border="0"> <tr> <td></td><td>no importance</td><td>less important</td><td>important</td><td>very important</td></tr> <tr> <td>risk-taking behaviour</td><td><input type="text"/> [1]</td><td><input type="text"/> [2]</td><td><input type="text"/> [3]</td><td><input type="text"/> [4]</td></tr> </table>		no importance	less important	important	very important	risk-taking behaviour	<input type="text"/> [1]	<input type="text"/> [2]	<input type="text"/> [3]	<input type="text"/> [4]	Further information				
	no importance	less important	important	very important											
risk-taking behaviour	<input type="text"/> [1]	<input type="text"/> [2]	<input type="text"/> [3]	<input type="text"/> [4]											
Time span of variable															
1998	1999	2000	2001	2002	2003	2004	2005	2006	2007	2008	2009	2010	2011	2012	2013
								WEST EAST							

No.	Name	Label	Survey period	Survey frequency
3.25.10)	komp10	importance of creativity of employees for innovations	East and West 2006	once

Wording of question

<p>2006</p> <p><b>VII. Abilities and skills</b></p> <p>a) How important have the following abilities and skills of the employees been for the innovations in your company? Exactly one mark per line please!</p> <table border="0"> <tr> <td></td><td>no importance</td><td>less important</td><td>important</td><td>very important</td></tr> <tr> <td>creativity</td><td><input type="text"/> [1]</td><td><input type="text"/> [2]</td><td><input type="text"/> [3]</td><td><input type="text"/> [4]</td></tr> </table>		no importance	less important	important	very important	creativity	<input type="text"/> [1]	<input type="text"/> [2]	<input type="text"/> [3]	<input type="text"/> [4]	Further information				
	no importance	less important	important	very important											
creativity	<input type="text"/> [1]	<input type="text"/> [2]	<input type="text"/> [3]	<input type="text"/> [4]											
Time span of variable															
1998	1999	2000	2001	2002	2003	2004	2005	2006	2007	2008	2009	2010	2011	2012	2013
								WEST EAST							

No.	Name	Label	Survey period	Survey frequency
3.25.11)	komp11	most important ability/skills of employees for innovations	East and West 2006	once

Wording of question

<p>2006</p> <p><b>VII. Abilities and skills</b></p> <p>b) Please name the three abilities and skills that are most important for your innovation activities!</p> <p>Exactly one mark per column!</p> <table border="1"> <thead> <tr> <th></th> <th>most important</th> <th>second most important</th> <th>third most important</th> </tr> </thead> <tbody> <tr> <td>scientific skills</td> <td><input type="text" value="[1]"/></td> <td><input checked="" type="checkbox"/></td> <td><input checked="" type="checkbox"/></td> </tr> <tr> <td>mathematic skills</td> <td><input type="text" value="[2]"/></td> <td><input checked="" type="checkbox"/></td> <td><input checked="" type="checkbox"/></td> </tr> <tr> <td>technical skills</td> <td><input type="text" value="[3]"/></td> <td><input checked="" type="checkbox"/></td> <td><input checked="" type="checkbox"/></td> </tr> <tr> <td>management skills</td> <td><input type="text" value="[4]"/></td> <td><input checked="" type="checkbox"/></td> <td><input checked="" type="checkbox"/></td> </tr> <tr> <td>reliability</td> <td><input type="text" value="[5]"/></td> <td><input checked="" type="checkbox"/></td> <td><input checked="" type="checkbox"/></td> </tr> <tr> <td>persistence</td> <td><input type="text" value="[6]"/></td> <td><input checked="" type="checkbox"/></td> <td><input checked="" type="checkbox"/></td> </tr> <tr> <td>ability to work in a team</td> <td><input type="text" value="[7]"/></td> <td><input checked="" type="checkbox"/></td> <td><input checked="" type="checkbox"/></td> </tr> <tr> <td>self-reliance</td> <td><input type="text" value="[8]"/></td> <td><input checked="" type="checkbox"/></td> <td><input checked="" type="checkbox"/></td> </tr> <tr> <td>risk-taking behaviour</td> <td><input type="text" value="[9]"/></td> <td><input checked="" type="checkbox"/></td> <td><input checked="" type="checkbox"/></td> </tr> <tr> <td>creativity</td> <td><input type="text" value="[10]"/></td> <td><input checked="" type="checkbox"/></td> <td><input checked="" type="checkbox"/></td> </tr> </tbody> </table>														most important	second most important	third most important	scientific skills	<input type="text" value="[1]"/>	<input checked="" type="checkbox"/>	<input checked="" type="checkbox"/>	mathematic skills	<input type="text" value="[2]"/>	<input checked="" type="checkbox"/>	<input checked="" type="checkbox"/>	technical skills	<input type="text" value="[3]"/>	<input checked="" type="checkbox"/>	<input checked="" type="checkbox"/>	management skills	<input type="text" value="[4]"/>	<input checked="" type="checkbox"/>	<input checked="" type="checkbox"/>	reliability	<input type="text" value="[5]"/>	<input checked="" type="checkbox"/>	<input checked="" type="checkbox"/>	persistence	<input type="text" value="[6]"/>	<input checked="" type="checkbox"/>	<input checked="" type="checkbox"/>	ability to work in a team	<input type="text" value="[7]"/>	<input checked="" type="checkbox"/>	<input checked="" type="checkbox"/>	self-reliance	<input type="text" value="[8]"/>	<input checked="" type="checkbox"/>	<input checked="" type="checkbox"/>	risk-taking behaviour	<input type="text" value="[9]"/>	<input checked="" type="checkbox"/>	<input checked="" type="checkbox"/>	creativity	<input type="text" value="[10]"/>	<input checked="" type="checkbox"/>	<input checked="" type="checkbox"/>	Further information	
	most important	second most important	third most important																																																							
scientific skills	<input type="text" value="[1]"/>	<input checked="" type="checkbox"/>	<input checked="" type="checkbox"/>																																																							
mathematic skills	<input type="text" value="[2]"/>	<input checked="" type="checkbox"/>	<input checked="" type="checkbox"/>																																																							
technical skills	<input type="text" value="[3]"/>	<input checked="" type="checkbox"/>	<input checked="" type="checkbox"/>																																																							
management skills	<input type="text" value="[4]"/>	<input checked="" type="checkbox"/>	<input checked="" type="checkbox"/>																																																							
reliability	<input type="text" value="[5]"/>	<input checked="" type="checkbox"/>	<input checked="" type="checkbox"/>																																																							
persistence	<input type="text" value="[6]"/>	<input checked="" type="checkbox"/>	<input checked="" type="checkbox"/>																																																							
ability to work in a team	<input type="text" value="[7]"/>	<input checked="" type="checkbox"/>	<input checked="" type="checkbox"/>																																																							
self-reliance	<input type="text" value="[8]"/>	<input checked="" type="checkbox"/>	<input checked="" type="checkbox"/>																																																							
risk-taking behaviour	<input type="text" value="[9]"/>	<input checked="" type="checkbox"/>	<input checked="" type="checkbox"/>																																																							
creativity	<input type="text" value="[10]"/>	<input checked="" type="checkbox"/>	<input checked="" type="checkbox"/>																																																							
Time span of variable																																																										
1998	1999	2000	2001	2002	2003	2004	2005	2006	2007	2008	2009	2010	2011	2012	2013																																											
								WEST EAST																																																		

No.	Name	Label	Survey period	Survey frequency
3.25.12)	komp12	second most important ability/skills of employees for innavtions	East and West 2006	once

Wording of question

<p>2006</p> <p><b>VII. Abilities and skills</b></p> <p>b) Please name the three abilities and skills that are most important for your innovation activities!</p> <p>Exactly one mark per column!</p> <table border="1"> <thead> <tr> <th></th> <th>most important</th> <th>second most important</th> <th>third most important</th> </tr> </thead> <tbody> <tr> <td>scientific skills</td> <td><input checked="" type="checkbox"/></td> <td><input type="text" value="[1]"/></td> <td><input checked="" type="checkbox"/></td> </tr> <tr> <td>mathematic skills</td> <td><input checked="" type="checkbox"/></td> <td><input type="text" value="[2]"/></td> <td><input checked="" type="checkbox"/></td> </tr> <tr> <td>technical skills</td> <td><input checked="" type="checkbox"/></td> <td><input type="text" value="[3]"/></td> <td><input checked="" type="checkbox"/></td> </tr> <tr> <td>management skills</td> <td><input checked="" type="checkbox"/></td> <td><input type="text" value="[4]"/></td> <td><input checked="" type="checkbox"/></td> </tr> <tr> <td>reliability</td> <td><input checked="" type="checkbox"/></td> <td><input type="text" value="[5]"/></td> <td><input checked="" type="checkbox"/></td> </tr> <tr> <td>persistence</td> <td><input checked="" type="checkbox"/></td> <td><input type="text" value="[6]"/></td> <td><input checked="" type="checkbox"/></td> </tr> <tr> <td>ability to work in a team</td> <td><input checked="" type="checkbox"/></td> <td><input type="text" value="[7]"/></td> <td><input checked="" type="checkbox"/></td> </tr> <tr> <td>self-reliance</td> <td><input checked="" type="checkbox"/></td> <td><input type="text" value="[8]"/></td> <td><input checked="" type="checkbox"/></td> </tr> <tr> <td>risk-taking behaviour</td> <td><input checked="" type="checkbox"/></td> <td><input type="text" value="[9]"/></td> <td><input checked="" type="checkbox"/></td> </tr> <tr> <td>creativity</td> <td><input checked="" type="checkbox"/></td> <td><input type="text" value="[10]"/></td> <td><input checked="" type="checkbox"/></td> </tr> </tbody> </table>														most important	second most important	third most important	scientific skills	<input checked="" type="checkbox"/>	<input type="text" value="[1]"/>	<input checked="" type="checkbox"/>	mathematic skills	<input checked="" type="checkbox"/>	<input type="text" value="[2]"/>	<input checked="" type="checkbox"/>	technical skills	<input checked="" type="checkbox"/>	<input type="text" value="[3]"/>	<input checked="" type="checkbox"/>	management skills	<input checked="" type="checkbox"/>	<input type="text" value="[4]"/>	<input checked="" type="checkbox"/>	reliability	<input checked="" type="checkbox"/>	<input type="text" value="[5]"/>	<input checked="" type="checkbox"/>	persistence	<input checked="" type="checkbox"/>	<input type="text" value="[6]"/>	<input checked="" type="checkbox"/>	ability to work in a team	<input checked="" type="checkbox"/>	<input type="text" value="[7]"/>	<input checked="" type="checkbox"/>	self-reliance	<input checked="" type="checkbox"/>	<input type="text" value="[8]"/>	<input checked="" type="checkbox"/>	risk-taking behaviour	<input checked="" type="checkbox"/>	<input type="text" value="[9]"/>	<input checked="" type="checkbox"/>	creativity	<input checked="" type="checkbox"/>	<input type="text" value="[10]"/>	<input checked="" type="checkbox"/>	Further information	
	most important	second most important	third most important																																																							
scientific skills	<input checked="" type="checkbox"/>	<input type="text" value="[1]"/>	<input checked="" type="checkbox"/>																																																							
mathematic skills	<input checked="" type="checkbox"/>	<input type="text" value="[2]"/>	<input checked="" type="checkbox"/>																																																							
technical skills	<input checked="" type="checkbox"/>	<input type="text" value="[3]"/>	<input checked="" type="checkbox"/>																																																							
management skills	<input checked="" type="checkbox"/>	<input type="text" value="[4]"/>	<input checked="" type="checkbox"/>																																																							
reliability	<input checked="" type="checkbox"/>	<input type="text" value="[5]"/>	<input checked="" type="checkbox"/>																																																							
persistence	<input checked="" type="checkbox"/>	<input type="text" value="[6]"/>	<input checked="" type="checkbox"/>																																																							
ability to work in a team	<input checked="" type="checkbox"/>	<input type="text" value="[7]"/>	<input checked="" type="checkbox"/>																																																							
self-reliance	<input checked="" type="checkbox"/>	<input type="text" value="[8]"/>	<input checked="" type="checkbox"/>																																																							
risk-taking behaviour	<input checked="" type="checkbox"/>	<input type="text" value="[9]"/>	<input checked="" type="checkbox"/>																																																							
creativity	<input checked="" type="checkbox"/>	<input type="text" value="[10]"/>	<input checked="" type="checkbox"/>																																																							
Time span of variable																																																										
1998	1999	2000	2001	2002	2003	2004	2005	2006	2007	2008	2009	2010	2011	2012	2013																																											
								WEST EAST																																																		

No.	Name	Label	Survey period	Survey frequency
3.25.13)	komp13	third most important ability/skills of employees for innavtions	East and West 2006	once

Wording of question


<p>2006</p> <p><b>VII. Abilities and skills</b></p> <p>b) Please name the three abilities and skills that are most</p>													Further information	
--	--	--	--	--	--	--	--	--	--	--	--	--	---------------------	--



important for your innovation activities!  
Exactly one mark per column!

	most important	second most important	third most important
scientific skills	<input type="checkbox"/>	<input type="checkbox"/>	<input type="checkbox"/> [1]
mathematic skills	<input type="checkbox"/>	<input type="checkbox"/>	<input type="checkbox"/> [2]
technical skills	<input type="checkbox"/>	<input type="checkbox"/>	<input type="checkbox"/> [3]
management skills	<input type="checkbox"/>	<input type="checkbox"/>	<input type="checkbox"/> [4]
reliability	<input type="checkbox"/>	<input type="checkbox"/>	<input type="checkbox"/> [5]
persistence	<input type="checkbox"/>	<input type="checkbox"/>	<input type="checkbox"/> [6]
ability to work in a team	<input type="checkbox"/>	<input type="checkbox"/>	<input type="checkbox"/> [7]
self-reliance	<input type="checkbox"/>	<input type="checkbox"/>	<input type="checkbox"/> [8]
risk-taking behaviour	<input type="checkbox"/>	<input type="checkbox"/>	<input type="checkbox"/> [9]
creativity	<input type="checkbox"/>	<input type="checkbox"/>	<input type="checkbox"/> [10]

Time span of variable



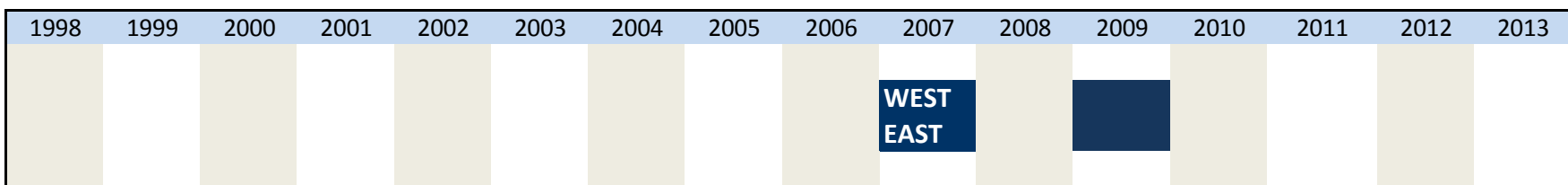
3.26 Innovations in cooperation with external partners

No.	Name	Label	Survey period	Survey frequency
3.26.1)	koex1	coop. with external partners were started/enhanced/continued	East and West 2007 East and West 2009	once once

Wording of question

Year	Question	Further information
2007	<p><b>VI. Innovations in cooperation with external partners</b> Have innovations been started/enhanced/implemented in cooperation with external partners in the year under review?</p> <p>yes <input type="checkbox"/> [1] no <input type="checkbox"/> [2]</p>	
2009	<p><b>VI. Innovations in cooperation with external partners</b> Have innovations been started/enhanced/continued in cooperation with external partners during the last two years?</p> <p>yes <input type="checkbox"/> [1] no <input type="checkbox"/> [2]</p>	

Time span of variable



No.	Name	Label	Survey period	Survey frequency
3.26.2-16)	koex2-koex16	importance of coop. with certain market participants	East and West 2007	once

Wording of question

Year	Question	Further information																								
2007	<p><b>VI. Innovations in cooperation with external partners</b> Have innovations been started/enhanced/implemented in cooperation with external partners in the year under review?</p> <p>yes <input type="checkbox"/> no <input checked="" type="checkbox"/></p> <p>If yes, what is the importance of cooperations with certain market participants in the following regions for your product line?</p> <table border="1"> <thead> <tr> <th></th> <th>customers</th> <th>suppliers</th> <th>competitors</th> <th>other companies</th> <th>research institutions</th> </tr> </thead> <tbody> <tr> <td>same administrative district as the own company + adjacent areas</td> <td>koex2 [1][2][3][4]*</td> <td>koex5 [1][2][3][4]*</td> <td>koex8 [1][2][3][4]*</td> <td>koex11 [1][2][3][4]*</td> <td>koex14 [1][2][3][4]*</td> </tr> <tr> <td>rest of Germany</td> <td>koex3 [1][2][3][4]*</td> <td>koex6 [1][2][3][4]*</td> <td>koex9 [1][2][3][4]*</td> <td>koex12 [1][2][3][4]*</td> <td>koex15 [1][2][3][4]*</td> </tr> <tr> <td>outside of Germany</td> <td>koex4 [1][2][3][4]*</td> <td>koex7 [1][2][3][4]*</td> <td>koex10 [1][2][3][4]*</td> <td>koex13 [1][2][3][4]*</td> <td>koex16 [1][2][3][4]*</td> </tr> </tbody> </table>		customers	suppliers	competitors	other companies	research institutions	same administrative district as the own company + adjacent areas	koex2 [1][2][3][4]*	koex5 [1][2][3][4]*	koex8 [1][2][3][4]*	koex11 [1][2][3][4]*	koex14 [1][2][3][4]*	rest of Germany	koex3 [1][2][3][4]*	koex6 [1][2][3][4]*	koex9 [1][2][3][4]*	koex12 [1][2][3][4]*	koex15 [1][2][3][4]*	outside of Germany	koex4 [1][2][3][4]*	koex7 [1][2][3][4]*	koex10 [1][2][3][4]*	koex13 [1][2][3][4]*	koex16 [1][2][3][4]*	<p>*characteristics stand for:</p> <p>[0] no importance [1] less important [2] important [3] very important [4] only ticked off</p> <p>[4] results, in case the participating company ticked off a sector instead of marking the importance with [0] to [3].</p>
	customers	suppliers	competitors	other companies	research institutions																					
same administrative district as the own company + adjacent areas	koex2 [1][2][3][4]*	koex5 [1][2][3][4]*	koex8 [1][2][3][4]*	koex11 [1][2][3][4]*	koex14 [1][2][3][4]*																					
rest of Germany	koex3 [1][2][3][4]*	koex6 [1][2][3][4]*	koex9 [1][2][3][4]*	koex12 [1][2][3][4]*	koex15 [1][2][3][4]*																					
outside of Germany	koex4 [1][2][3][4]*	koex7 [1][2][3][4]*	koex10 [1][2][3][4]*	koex13 [1][2][3][4]*	koex16 [1][2][3][4]*																					

Time span of variable															
1998	1999	2000	2001	2002	2003	2004	2005	2006	2007	2008	2009	2010	2011	2012	2013
									WEST EAST						

No.	Name	Label	Survey period	Survey frequency
3.26.17-32)	koex17-koex32	importance of partner companies from certain industries	East and West 2007	once

**Wording of question**

<p>2007</p> <p><b>VI. Innovations in cooperation with external partners</b></p> <p>Have innovations been started/enhanced/implemented in cooperation with external partners in the year under review?</p> <p>yes <input type="checkbox"/> no <input checked="" type="checkbox"/></p> <p>If these cooperations with other companies exist, what is the importance of partner companies from the following industries for these cooperations?</p> <table border="0"> <tr> <td>food or tobacco industry</td> <td>koex17</td> <td>[1][2][3][4]*</td> </tr> <tr> <td>textile, clothing or leather fabrication industry</td> <td>koex18</td> <td>[1][2][3][4]*</td> </tr> <tr> <td>timber or furniture industry</td> <td>koex19</td> <td>[1][2][3][4]*</td> </tr> <tr> <td>paper or printing industry</td> <td>koex20</td> <td>[1][2][3][4]*</td> </tr> <tr> <td>chemical or plastics industry, cokery</td> <td>koex21</td> <td>[1][2][3][4]*</td> </tr> <tr> <td>metal industry</td> <td>koex22</td> <td>[1][2][3][4]*</td> </tr> <tr> <td>glass, ceramics industry (non metallic mineral products)</td> <td>koex23</td> <td>[1][2][3][4]*</td> </tr> <tr> <td>machine building industry</td> <td>koex24</td> <td>[1][2][3][4]*</td> </tr> <tr> <td>Production of office and data processing equipment</td> <td>koex25</td> <td>[1][2][3][4]*</td> </tr> <tr> <td>energy producing industry</td> <td>koex26</td> <td>[1][2][3][4]*</td> </tr> <tr> <td>electrical engineering</td> <td>koex27</td> <td>[1][2][3][4]*</td> </tr> <tr> <td>telecommunications, broadcasting</td> <td>koex28</td> <td>[1][2][3][4]*</td> </tr> <tr> <td>medical/measurement engineering</td> <td>koex29</td> <td>[1][2][3][4]*</td> </tr> <tr> <td>vehicle building industry</td> <td>koex30</td> <td>[1][2][3][4]*</td> </tr> <tr> <td>service industry</td> <td>koex31</td> <td>[1][2][3][4]*</td> </tr> <tr> <td>others (construction, commerce, etc.)</td> <td>koex32</td> <td>[1][2][3][4]*</td> </tr> </table>	food or tobacco industry	koex17	[1][2][3][4]*	textile, clothing or leather fabrication industry	koex18	[1][2][3][4]*	timber or furniture industry	koex19	[1][2][3][4]*	paper or printing industry	koex20	[1][2][3][4]*	chemical or plastics industry, cokery	koex21	[1][2][3][4]*	metal industry	koex22	[1][2][3][4]*	glass, ceramics industry (non metallic mineral products)	koex23	[1][2][3][4]*	machine building industry	koex24	[1][2][3][4]*	Production of office and data processing equipment	koex25	[1][2][3][4]*	energy producing industry	koex26	[1][2][3][4]*	electrical engineering	koex27	[1][2][3][4]*	telecommunications, broadcasting	koex28	[1][2][3][4]*	medical/measurement engineering	koex29	[1][2][3][4]*	vehicle building industry	koex30	[1][2][3][4]*	service industry	koex31	[1][2][3][4]*	others (construction, commerce, etc.)	koex32	[1][2][3][4]*	<p><b>Further information</b></p> <p>*characteristics stand for:</p> <p>[0] no importance [1] less important [2] important [3] very important [4] only ticked off</p> <p>[4] results, in case the participating company ticked off a sector instead of marking the importance with [0] to [3].</p>
food or tobacco industry	koex17	[1][2][3][4]*																																															
textile, clothing or leather fabrication industry	koex18	[1][2][3][4]*																																															
timber or furniture industry	koex19	[1][2][3][4]*																																															
paper or printing industry	koex20	[1][2][3][4]*																																															
chemical or plastics industry, cokery	koex21	[1][2][3][4]*																																															
metal industry	koex22	[1][2][3][4]*																																															
glass, ceramics industry (non metallic mineral products)	koex23	[1][2][3][4]*																																															
machine building industry	koex24	[1][2][3][4]*																																															
Production of office and data processing equipment	koex25	[1][2][3][4]*																																															
energy producing industry	koex26	[1][2][3][4]*																																															
electrical engineering	koex27	[1][2][3][4]*																																															
telecommunications, broadcasting	koex28	[1][2][3][4]*																																															
medical/measurement engineering	koex29	[1][2][3][4]*																																															
vehicle building industry	koex30	[1][2][3][4]*																																															
service industry	koex31	[1][2][3][4]*																																															
others (construction, commerce, etc.)	koex32	[1][2][3][4]*																																															
<p>Time span of variable</p> <table border="1"> <tr> <td>1998</td><td>1999</td><td>2000</td><td>2001</td><td>2002</td><td>2003</td><td>2004</td><td>2005</td><td>2006</td><td>2007</td><td>2008</td><td>2009</td><td>2010</td><td>2011</td><td>2012</td><td>2013</td> </tr> <tr> <td></td><td></td><td></td><td></td><td></td><td></td><td></td><td></td><td></td><td>WEST EAST</td><td></td><td></td><td></td><td></td><td></td><td></td> </tr> </table>		1998	1999	2000	2001	2002	2003	2004	2005	2006	2007	2008	2009	2010	2011	2012	2013										WEST EAST																						
1998	1999	2000	2001	2002	2003	2004	2005	2006	2007	2008	2009	2010	2011	2012	2013																																		
									WEST EAST																																								

**3.27 Innovation vouchers**

No.	Name	Label	Survey period	Survey frequency
3.27.1)	ig1	company is aware of innovation voucher programme	East and West 2009	once

**Wording of question**

<p>2009</p> <p><b>VII. Innovation vouchers</b></p> <p>a) In several federal states innovation voucher programs exist to facilitate cooperations with external R&amp;D institutions for companies. Are you aware of such a program in your federal state?</p> <p>yes <input type="checkbox"/> [1] no <input type="checkbox"/> [2] <b>If no, please continue with c)</b></p>	<p><b>Further information</b></p>																																
<p>Time span of variable</p> <table border="1"> <tr> <td>1998</td><td>1999</td><td>2000</td><td>2001</td><td>2002</td><td>2003</td><td>2004</td><td>2005</td><td>2006</td><td>2007</td><td>2008</td><td>2009</td><td>2010</td><td>2011</td><td>2012</td><td>2013</td> </tr> <tr> <td></td><td></td><td></td><td></td><td></td><td></td><td></td><td></td><td></td><td></td><td>WEST EAST</td><td></td><td></td><td></td><td></td><td></td> </tr> </table>		1998	1999	2000	2001	2002	2003	2004	2005	2006	2007	2008	2009	2010	2011	2012	2013											WEST EAST					
1998	1999	2000	2001	2002	2003	2004	2005	2006	2007	2008	2009	2010	2011	2012	2013																		
										WEST EAST																							

No.	Name	Label	Survey period	Survey frequency
3.27.2)	ig2	company has applied for voucher	East and West 2009	once

**Wording of question**

<p>2009</p> <p><b>VII. Innovation vouchers</b></p> <p>b) Has your product line applied for one or more innovation voucher(s) during the last two years?</p>	<p><b>Further information</b></p>
---	-----------------------------------

yes  [1] no  [2]

Time span of variable

1998	1999	2000	2001	2002	2003	2004	2005	2006	2007	2008	2009	2010	2011	2012	2013
											WEST EAST				

No.	Name	Label	Survey period	Survey frequency
3.27.3)	ig3	voucher was granted to company	East and West 2009	once

Wording of question

<p>2009</p> <p><b>VII. Innovation vouchers</b></p> <p>If yes</p> <p>Have one or more innovation voucher(s) been granted to your product line?</p> <p>yes <input type="checkbox"/> [1] no <input type="checkbox"/> [2]</p>	Further information																																
Time span of variable																																	
<table border="1"> <tr> <td>1998</td><td>1999</td><td>2000</td><td>2001</td><td>2002</td><td>2003</td><td>2004</td><td>2005</td><td>2006</td><td>2007</td><td>2008</td><td>2009</td><td>2010</td><td>2011</td><td>2012</td><td>2013</td> </tr> <tr> <td></td><td></td><td></td><td></td><td></td><td></td><td></td><td></td><td></td><td></td><td></td><td>WEST EAST</td><td></td><td></td><td></td><td></td> </tr> </table>	1998	1999	2000	2001	2002	2003	2004	2005	2006	2007	2008	2009	2010	2011	2012	2013												WEST EAST					
1998	1999	2000	2001	2002	2003	2004	2005	2006	2007	2008	2009	2010	2011	2012	2013																		
											WEST EAST																						

No.	Name	Label	Survey period	Survey frequency
3.27.4)	ig4	total value of redeemed innovation vouchers (euro)	East and West 2009	once

Wording of question

<p>2009</p> <p><b>VII. Innovation vouchers</b></p> <p>If yes</p> <p>total value of redeemed innovation vouchers (euro) _____</p>	Further information																																
Time span of variable																																	
<table border="1"> <tr> <td>1998</td><td>1999</td><td>2000</td><td>2001</td><td>2002</td><td>2003</td><td>2004</td><td>2005</td><td>2006</td><td>2007</td><td>2008</td><td>2009</td><td>2010</td><td>2011</td><td>2012</td><td>2013</td> </tr> <tr> <td></td><td></td><td></td><td></td><td></td><td></td><td></td><td></td><td></td><td></td><td></td><td>WEST EAST</td><td></td><td></td><td></td><td></td> </tr> </table>	1998	1999	2000	2001	2002	2003	2004	2005	2006	2007	2008	2009	2010	2011	2012	2013												WEST EAST					
1998	1999	2000	2001	2002	2003	2004	2005	2006	2007	2008	2009	2010	2011	2012	2013																		
											WEST EAST																						

No.	Name	Label	Survey period	Survey frequency
3.27.5)	ig5	total costs of innovation cooperations subsidised through voucher (euro)	East and West 2009	once

Wording of question

<p>2009</p> <p><b>VII. Innovation vouchers</b></p> <p>If yes</p> <p>total costs of innovation cooperations that were subsidised through innovation voucher(s) in Euro (estimates are sufficient) _____</p>	Further information																																
Time span of variable																																	
<table border="1"> <tr> <td>1998</td><td>1999</td><td>2000</td><td>2001</td><td>2002</td><td>2003</td><td>2004</td><td>2005</td><td>2006</td><td>2007</td><td>2008</td><td>2009</td><td>2010</td><td>2011</td><td>2012</td><td>2013</td> </tr> <tr> <td></td><td></td><td></td><td></td><td></td><td></td><td></td><td></td><td></td><td></td><td></td><td>WEST EAST</td><td></td><td></td><td></td><td></td> </tr> </table>	1998	1999	2000	2001	2002	2003	2004	2005	2006	2007	2008	2009	2010	2011	2012	2013												WEST EAST					
1998	1999	2000	2001	2002	2003	2004	2005	2006	2007	2008	2009	2010	2011	2012	2013																		
											WEST EAST																						

No.	Name	Label	Survey period	Survey frequency
3.27.6)	ig6	impact of voucher on frequency of innovation cooperations	East and West 2009	once

Wording of question

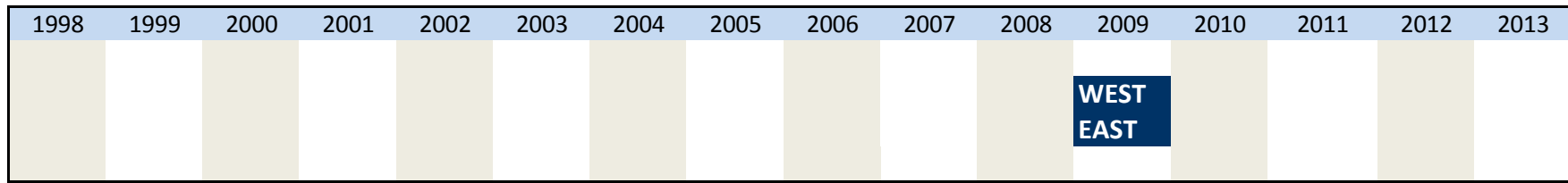
<p>2009</p> <p><b>VII. Innovation vouchers</b></p> <p>c) If the innovation voucher program is unknown:</p>	Further information
--	---------------------

What is the hypothetical impact for your product line of being granted an innovation voucher of about 7500€ to facilitate cooperations with external R&D institution with regards to

... the frequency of cooperations with external partners in the process of innovation

positive no impact negative

Time span of variable



No.	Name	Label	Survey period	Survey frequency
-----	------	-------	---------------	------------------

3.27.7) **ig7** impact of voucher on number of innovation projects East and West 2009 once

Wording of question

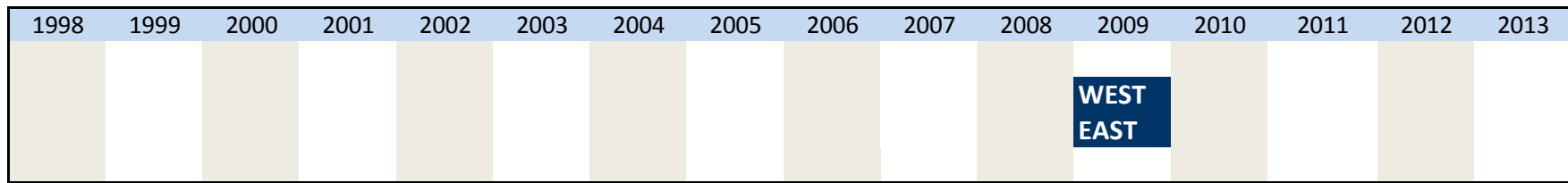
2009  
**VII. Innovation vouchers**  
 c) If the innovation voucher program is unknown:  
 What is the hypothetical impact for your product line of being granted an innovation voucher of about 7500€ to facilitate cooperations with external R&D institution with regards to

... the number of innovation projects

positive no impact negative

Further information

Time span of variable



No.	Name	Label	Survey period	Survey frequency
-----	------	-------	---------------	------------------

3.27.8) **ig8** impact of voucher on R&D expenditure East and West 2009 once

Wording of question

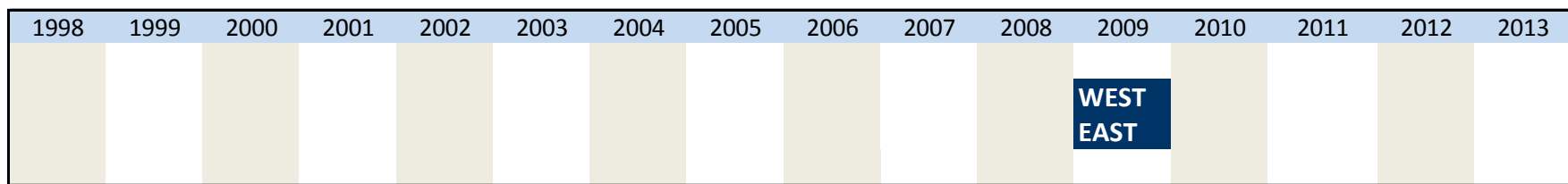
2009  
**VII. Innovation vouchers**  
 c) If the innovation voucher program is unknown:  
 What is the hypothetical impact for your product line of being granted an innovation voucher of about 7500€ to facilitate cooperations with external R&D institution with regards to

... the R&D expenditures

positive no impact negative

Further information

Time span of variable



**3.28 Information and communication technology**

No.	Name	Label	Survey period	Survey frequency
-----	------	-------	---------------	------------------

3.28.1) **comp** share of employees whose tasks require the use of a computer East and West 2011 once

Wording of question

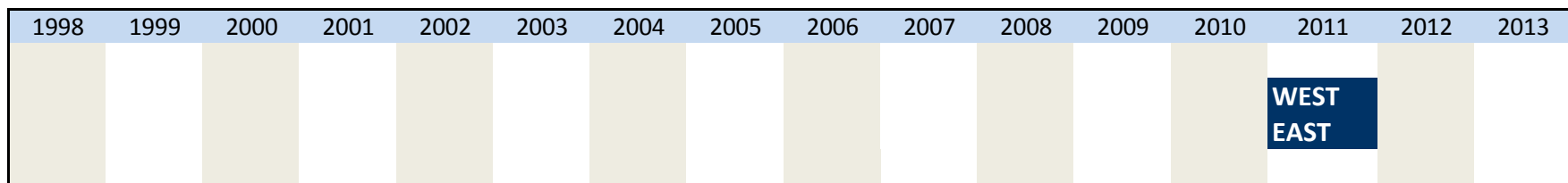
2011

How many employees (in %) regularly need the following equipment to execute their operations?

Computer .....%

Further information

Time span of variable



No.	Name	Label	Survey period	Survey frequency
-----	------	-------	---------------	------------------

3.28.2) inet

share of employees whose tasks require the use of the internet

East and West 2011

once

Wording of question

2011 <b>How many employees (in %) regularly need the following equipment to execute their operations?</b>  Internet .....%	Further information																															
<b>Time span of variable</b> <table border="1" style="width: 100%; text-align: center;"> <tr> <td>1998</td><td>1999</td><td>2000</td><td>2001</td><td>2002</td><td>2003</td><td>2004</td><td>2005</td><td>2006</td><td>2007</td><td>2008</td><td>2009</td><td>2010</td><td>2011</td><td>2012</td><td>2013</td> </tr> <tr> <td colspan="13"></td> <td style="background-color: #004a87; color: white; padding: 2px;">WEST EAST</td> <td></td> </tr> </table>		1998	1999	2000	2001	2002	2003	2004	2005	2006	2007	2008	2009	2010	2011	2012	2013														WEST EAST	
1998	1999	2000	2001	2002	2003	2004	2005	2006	2007	2008	2009	2010	2011	2012	2013																	
													WEST EAST																			

No.	Name	Label	Survey period	Survey frequency
-----	------	-------	---------------	------------------

3.28.3) nocloud

not using any cloud-services

East and West 2011

once

Wording of question

2011 <b>Are you using cloud services in your company?</b>  no <input style="width: 40px; height: 15px;" type="text"/>	Further information																															
<b>Time span of variable</b> <table border="1" style="width: 100%; text-align: center;"> <tr> <td>1998</td><td>1999</td><td>2000</td><td>2001</td><td>2002</td><td>2003</td><td>2004</td><td>2005</td><td>2006</td><td>2007</td><td>2008</td><td>2009</td><td>2010</td><td>2011</td><td>2012</td><td>2013</td> </tr> <tr> <td colspan="13"></td> <td style="background-color: #004a87; color: white; padding: 2px;">WEST EAST</td> <td></td> </tr> </table>		1998	1999	2000	2001	2002	2003	2004	2005	2006	2007	2008	2009	2010	2011	2012	2013														WEST EAST	
1998	1999	2000	2001	2002	2003	2004	2005	2006	2007	2008	2009	2010	2011	2012	2013																	
													WEST EAST																			

No.	Name	Label	Survey period	Survey frequency
-----	------	-------	---------------	------------------

3.28.4) cloudint

using internally implemented cloud-system

East and West 2011

once

Wording of question

2011 <b>Are you using cloud services in your company?</b>  yes, using an internally implemented cloud-system <input style="width: 40px; height: 15px;" type="text"/>	Further information																															
<b>Time span of variable</b> <table border="1" style="width: 100%; text-align: center;"> <tr> <td>1998</td><td>1999</td><td>2000</td><td>2001</td><td>2002</td><td>2003</td><td>2004</td><td>2005</td><td>2006</td><td>2007</td><td>2008</td><td>2009</td><td>2010</td><td>2011</td><td>2012</td><td>2013</td> </tr> <tr> <td colspan="13"></td> <td style="background-color: #004a87; color: white; padding: 2px;">WEST EAST</td> <td></td> </tr> </table>		1998	1999	2000	2001	2002	2003	2004	2005	2006	2007	2008	2009	2010	2011	2012	2013														WEST EAST	
1998	1999	2000	2001	2002	2003	2004	2005	2006	2007	2008	2009	2010	2011	2012	2013																	
													WEST EAST																			

No.	Name	Label	Survey period	Survey frequency
-----	------	-------	---------------	------------------

3.28.5) cloudext

using external cloud-service

East and West 2011

once

Wording of question

2011 <b>Are you using cloud services in your company?</b>  yes, by an external provider <input style="width: 40px; height: 15px;" type="text"/>	Further information																															
<b>Time span of variable</b> <table border="1" style="width: 100%; text-align: center;"> <tr> <td>1998</td><td>1999</td><td>2000</td><td>2001</td><td>2002</td><td>2003</td><td>2004</td><td>2005</td><td>2006</td><td>2007</td><td>2008</td><td>2009</td><td>2010</td><td>2011</td><td>2012</td><td>2013</td> </tr> <tr> <td colspan="13"></td> <td style="background-color: #004a87; color: white; padding: 2px;">WEST EAST</td> <td></td> </tr> </table>		1998	1999	2000	2001	2002	2003	2004	2005	2006	2007	2008	2009	2010	2011	2012	2013														WEST EAST	
1998	1999	2000	2001	2002	2003	2004	2005	2006	2007	2008	2009	2010	2011	2012	2013																	
													WEST EAST																			

--	--	--	--	--	--	--	--	--	--	--	--	--	--	--	--	--	--	--	--

No.	Name	Label	Survey period	Survey frequency
-----	------	-------	---------------	------------------

3.28.6) **invtict**      yes, we invested in new ict-equipment during last two years      East and West 2011      once

**Wording of question**

<p>2011</p> <p><b>Did you invest in fundamentally new ict-equipment during the last 2 years?</b></p> <p>yes    <input type="checkbox"/></p>	<p>Further information</p>																																
<p><b>Time span of variable</b></p> <table border="1"> <tr> <td>1998</td><td>1999</td><td>2000</td><td>2001</td><td>2002</td><td>2003</td><td>2004</td><td>2005</td><td>2006</td><td>2007</td><td>2008</td><td>2009</td><td>2010</td><td>2011</td><td>2012</td><td>2013</td> </tr> <tr> <td></td><td></td><td></td><td></td><td></td><td></td><td></td><td></td><td></td><td></td><td></td><td></td><td></td><td style="background-color: #003366; color: white; text-align: center;">WEST EAST</td><td></td><td></td> </tr> </table>		1998	1999	2000	2001	2002	2003	2004	2005	2006	2007	2008	2009	2010	2011	2012	2013														WEST EAST		
1998	1999	2000	2001	2002	2003	2004	2005	2006	2007	2008	2009	2010	2011	2012	2013																		
													WEST EAST																				

No.	Name	Label	Survey period	Survey frequency
-----	------	-------	---------------	------------------

3.28.7) **invexptict**      expenditure on investments in new ict-equipment (euro)      East and West 2011      once

**Wording of question**

<p>2011</p> <p><b>Did you invest in fundamentally new ict-equipment during the last 2 years?</b></p> <p>..... Euro (Pleaqs estimate if exact disclosure is impossible)</p>	<p>Further information</p>																																
<p><b>Time span of variable</b></p> <table border="1"> <tr> <td>1998</td><td>1999</td><td>2000</td><td>2001</td><td>2002</td><td>2003</td><td>2004</td><td>2005</td><td>2006</td><td>2007</td><td>2008</td><td>2009</td><td>2010</td><td>2011</td><td>2012</td><td>2013</td> </tr> <tr> <td></td><td></td><td></td><td></td><td></td><td></td><td></td><td></td><td></td><td></td><td></td><td></td><td></td><td style="background-color: #003366; color: white; text-align: center;">WEST EAST</td><td></td><td></td> </tr> </table>		1998	1999	2000	2001	2002	2003	2004	2005	2006	2007	2008	2009	2010	2011	2012	2013														WEST EAST		
1998	1999	2000	2001	2002	2003	2004	2005	2006	2007	2008	2009	2010	2011	2012	2013																		
													WEST EAST																				

No.	Name	Label	Survey period	Survey frequency
-----	------	-------	---------------	------------------

3.28.8) **noinvtict**      no, we did not invest in new ict-equipment during last two years      East and West 2011      once

**Wording of question**

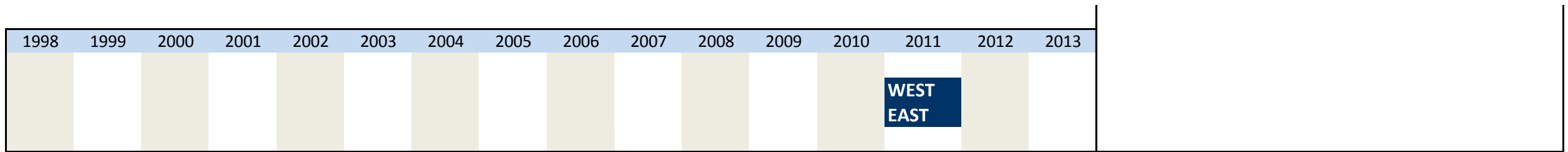
<p>2011</p> <p><b>Did you invest in fundamentally new ict-equipment during the last 2 years?</b></p> <p>no    <input type="checkbox"/></p>	<p>Further information</p>																																
<p><b>Time span of variable</b></p> <table border="1"> <tr> <td>1998</td><td>1999</td><td>2000</td><td>2001</td><td>2002</td><td>2003</td><td>2004</td><td>2005</td><td>2006</td><td>2007</td><td>2008</td><td>2009</td><td>2010</td><td>2011</td><td>2012</td><td>2013</td> </tr> <tr> <td></td><td></td><td></td><td></td><td></td><td></td><td></td><td></td><td></td><td></td><td></td><td></td><td></td><td style="background-color: #003366; color: white; text-align: center;">WEST EAST</td><td></td><td></td> </tr> </table>		1998	1999	2000	2001	2002	2003	2004	2005	2006	2007	2008	2009	2010	2011	2012	2013														WEST EAST		
1998	1999	2000	2001	2002	2003	2004	2005	2006	2007	2008	2009	2010	2011	2012	2013																		
													WEST EAST																				

No.	Name	Label	Survey period	Survey frequency
-----	------	-------	---------------	------------------

3.28.9) **mainit**      main investment in ict: it-equipment (computer and hardware)      East and West 2011      once

**Wording of question**

<p>2011</p> <p><b>What ict-equipmnt did you mainly invest in?</b></p> <p>IT-equipment (computer and hardware)    <input type="checkbox"/></p>	<p>Further information</p>
<p><b>Time span of variable</b></p>	




No.	Name	Label	Survey period	Survey frequency
-----	------	-------	---------------	------------------

3.28.10) **mainict**      main investment in ict: communication equipment      East and West 2011      once

**Wording of question**

2011 <b>What ict-equipmnt did you mainly invest in?</b> communication equipment <input type="text"/>	Further information
--	---------------------

**Time span of variable**




No.	Name	Label	Survey period	Survey frequency
-----	------	-------	---------------	------------------

3.28.11) **mainsoft**      main investment in ict: software      East and West 2011      once

**Wording of question**

2011 <b>What ict-equipmnt did you mainly invest in?</b> software <input type="text"/>	Further information
---	---------------------

**Time span of variable**




No.	Name	Label	Survey period	Survey frequency
-----	------	-------	---------------	------------------

3.28.12) **loreorg**      low degree of restructuring due to investments in ict      East and West 2011      once

**Wording of question**

2011 <b>To what extend did the ict-investments require restructuring of internal organisation?</b> low degree <input type="text"/>	Further information
--	---------------------

**Time span of variable**



No.	Name	Label	Survey period	Survey frequency
-----	------	-------	---------------	------------------

3.28.13) **hireorg**      high degree of restructuring due to investments in ict      East and West 2011      once

**Wording of question**

2011 <b>To what extend did the ict-investments require restructuring of internal organisation?</b>	Further information
---	---------------------

high degree

Time span of variable

1998	1999	2000	2001	2002	2003	2004	2005	2006	2007	2008	2009	2010	2011	2012	2013
													WEST EAST		

No.	Name	Label	Survey period	Survey frequency
3.28.14)	noreorg	no restructuring due to investment in ict	East and West 2011	once

Wording of question

2011

To what extend did the ict-investments require restructuring of internal organisation?

no restructuring

Further information

Time span of variable

1998	1999	2000	2001	2002	2003	2004	2005	2006	2007	2008	2009	2010	2011	2012	2013
													WEST EAST		

No.	Name	Label	Survey period	Survey frequency
3.28.15)	inditdep	investment in ict induced by internal it-department	East and West 2011	once

Wording of question

2011

Investment in ict was induced by

internal IT-department

Further information

Time span of variable

1998	1999	2000	2001	2002	2003	2004	2005	2006	2007	2008	2009	2010	2011	2012	2013
													WEST EAST		

No.	Name	Label	Survey period	Survey frequency
3.28.16)	indcustom	investment in ict induced by customers	East and West 2011	once

Wording of question

2011

Investment in ict was induced by

customers

Further information

Time span of variable

1998	1999	2000	2001	2002	2003	2004	2005	2006	2007	2008	2009	2010	2011	2012	2013
													WEST EAST		

No.	Name	Label	Survey period	Survey frequency
-----	------	-------	---------------	------------------



3.28.17) **inditmgmt**

investment in ict induced by internal it-management

East and West 2011

once

**Wording of question**

<p>2011</p> <p><b>Investment in ict was induced by</b></p> <p style="text-align: center;">internal it-management <input style="width: 50px; height: 15px;" type="text"/></p>	<p>Further information</p>																																															
<p><b>Time span of variable</b></p> <table border="1" style="width: 100%; text-align: center; border-collapse: collapse;"> <tr> <td>1998</td><td>1999</td><td>2000</td><td>2001</td><td>2002</td><td>2003</td><td>2004</td><td>2005</td><td>2006</td><td>2007</td><td>2008</td><td>2009</td><td>2010</td><td>2011</td><td>2012</td><td>2013</td> </tr> <tr> <td style="background-color: #f2f2f2;"></td><td style="background-color: #f2f2f2;"></td><td style="background-color: #f2f2f2;"></td><td style="background-color: #f2f2f2;"></td><td style="background-color: #f2f2f2;"></td><td style="background-color: #f2f2f2;"></td><td style="background-color: #f2f2f2;"></td><td style="background-color: #f2f2f2;"></td><td style="background-color: #f2f2f2;"></td><td style="background-color: #f2f2f2;"></td><td style="background-color: #f2f2f2;"></td><td style="background-color: #f2f2f2;"></td><td style="background-color: #f2f2f2;"></td><td style="background-color: #003366; color: white;">WEST</td><td style="background-color: #f2f2f2;"></td><td style="background-color: #f2f2f2;"></td> </tr> <tr> <td colspan="13"></td> <td style="background-color: #003366; color: white;">WEST</td> <td style="background-color: #003366; color: white;">EAST</td> </tr> </table>		1998	1999	2000	2001	2002	2003	2004	2005	2006	2007	2008	2009	2010	2011	2012	2013														WEST																WEST	EAST
1998	1999	2000	2001	2002	2003	2004	2005	2006	2007	2008	2009	2010	2011	2012	2013																																	
													WEST																																			
													WEST	EAST																																		

No.	Name	Label	Survey period	Survey frequency
-----	------	-------	---------------	------------------

3.28.18) **indsuppl**

investment in ict induced by suppliers

East and West 2011

once

**Wording of question**

<p>2011</p> <p><b>Investment in ict was induced by</b></p> <p style="text-align: center;">suppliers <input style="width: 50px; height: 15px;" type="text"/></p>	<p>Further information</p>																																															
<p><b>Time span of variable</b></p> <table border="1" style="width: 100%; text-align: center; border-collapse: collapse;"> <tr> <td>1998</td><td>1999</td><td>2000</td><td>2001</td><td>2002</td><td>2003</td><td>2004</td><td>2005</td><td>2006</td><td>2007</td><td>2008</td><td>2009</td><td>2010</td><td>2011</td><td>2012</td><td>2013</td> </tr> <tr> <td style="background-color: #f2f2f2;"></td><td style="background-color: #f2f2f2;"></td><td style="background-color: #f2f2f2;"></td><td style="background-color: #f2f2f2;"></td><td style="background-color: #f2f2f2;"></td><td style="background-color: #f2f2f2;"></td><td style="background-color: #f2f2f2;"></td><td style="background-color: #f2f2f2;"></td><td style="background-color: #f2f2f2;"></td><td style="background-color: #f2f2f2;"></td><td style="background-color: #f2f2f2;"></td><td style="background-color: #f2f2f2;"></td><td style="background-color: #f2f2f2;"></td><td style="background-color: #003366; color: white;">WEST</td><td style="background-color: #f2f2f2;"></td><td style="background-color: #f2f2f2;"></td> </tr> <tr> <td colspan="13"></td> <td style="background-color: #003366; color: white;">WEST</td> <td style="background-color: #003366; color: white;">EAST</td> </tr> </table>		1998	1999	2000	2001	2002	2003	2004	2005	2006	2007	2008	2009	2010	2011	2012	2013														WEST																WEST	EAST
1998	1999	2000	2001	2002	2003	2004	2005	2006	2007	2008	2009	2010	2011	2012	2013																																	
													WEST																																			
													WEST	EAST																																		

No.	Name	Label	Survey period	Survey frequency
-----	------	-------	---------------	------------------

3.28.19) **indextcons**

investment in ict induced by external it-consultancy

East and West 2011

once

**Wording of question**

<p>2011</p> <p><b>Investment in ict was induced by</b></p> <p style="text-align: center;">external it-consultancy <input style="width: 50px; height: 15px;" type="text"/></p>	<p>Further information</p>																																															
<p><b>Time span of variable</b></p> <table border="1" style="width: 100%; text-align: center; border-collapse: collapse;"> <tr> <td>1998</td><td>1999</td><td>2000</td><td>2001</td><td>2002</td><td>2003</td><td>2004</td><td>2005</td><td>2006</td><td>2007</td><td>2008</td><td>2009</td><td>2010</td><td>2011</td><td>2012</td><td>2013</td> </tr> <tr> <td style="background-color: #f2f2f2;"></td><td style="background-color: #f2f2f2;"></td><td style="background-color: #f2f2f2;"></td><td style="background-color: #f2f2f2;"></td><td style="background-color: #f2f2f2;"></td><td style="background-color: #f2f2f2;"></td><td style="background-color: #f2f2f2;"></td><td style="background-color: #f2f2f2;"></td><td style="background-color: #f2f2f2;"></td><td style="background-color: #f2f2f2;"></td><td style="background-color: #f2f2f2;"></td><td style="background-color: #f2f2f2;"></td><td style="background-color: #f2f2f2;"></td><td style="background-color: #003366; color: white;">WEST</td><td style="background-color: #f2f2f2;"></td><td style="background-color: #f2f2f2;"></td> </tr> <tr> <td colspan="13"></td> <td style="background-color: #003366; color: white;">WEST</td> <td style="background-color: #003366; color: white;">EAST</td> </tr> </table>		1998	1999	2000	2001	2002	2003	2004	2005	2006	2007	2008	2009	2010	2011	2012	2013														WEST																WEST	EAST
1998	1999	2000	2001	2002	2003	2004	2005	2006	2007	2008	2009	2010	2011	2012	2013																																	
													WEST																																			
													WEST	EAST																																		

No.	Name	Label	Survey period	Survey frequency
-----	------	-------	---------------	------------------

3.28.20) **indextbp**

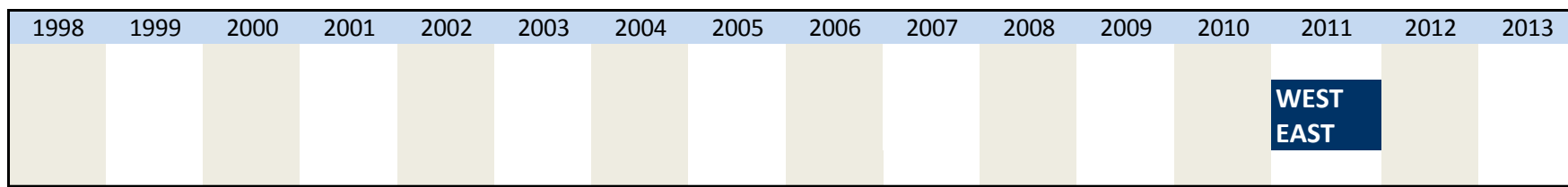
investment in ict induced by external business partners

East and West 2011

once

**Wording of question**

<p>2011</p> <p><b>Investment in ict was induced by</b></p> <p style="text-align: center;">external business partners <input style="width: 50px; height: 15px;" type="text"/></p>	<p>Further information</p>
<p><b>Time span of variable</b></p>	

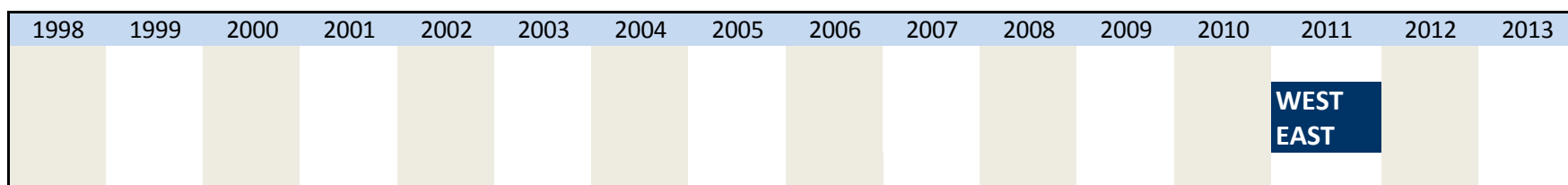


No.	Name	Label	Survey period	Survey frequency
3.28.21)	cstrknow	investment in ict constrained by lack of it-knowledge (employees)	East and West 2011	once

Wording of question

2011 <b>Investment in ict is constrained by</b>  lack of IT-knowledge of the employees <input type="text"/>	<b>Further information</b>
--	----------------------------

Time span of variable

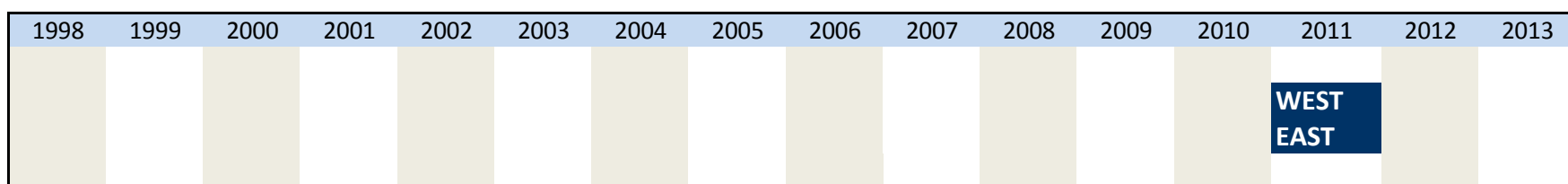


No.	Name	Label	Survey period	Survey frequency
3.28.22)	cstrcons	investment in ict constrained by high costs of external consultancy	East and West 2011	once

Wording of question

2011 <b>Investment in ict is constrained by</b>  high costs of external IT-consultancy <input type="text"/>	<b>Further information</b>
--	----------------------------

Time span of variable




No.	Name	Label	Survey period	Survey frequency
3.28.23)	cstritpers	investment in ict constrained by lack of it-experts on regional labour market	East and West 2011	once

Wording of question

2011 <b>Investment in ict is constrained by</b>  lack of IT-experts on regional labour market <input type="text"/>	<b>Further information</b>
---	----------------------------

Time span of variable



No.	Name	Label	Survey period	Survey frequency
3.28.24)	cstrbroadb	investment in ict constrained by insufficient regional supply of broad band	East and West 2011	once

Wording of question

2011 <b>Investment in ict is constrained by</b>	<b>Further information</b>
--	----------------------------

insufficient regional supply of broad band

Time span of variable

1998	1999	2000	2001	2002	2003	2004	2005	2006	2007	2008	2009	2010	2011	2012	2013
													WEST EAST		

No.	Name	Label	Survey period	Survey frequency
3.28.25)	cstritappl	investment in ict constrained by lack of suitable it-applications	East and West 2011	once

Wording of question

2011

**Investment in ict is constrained by**

lack of suitable IT-applications

Further information

Time span of variable

1998	1999	2000	2001	2002	2003	2004	2005	2006	2007	2008	2009	2010	2011	2012	2013
													WEST EAST		

3.29 Age structure

No.	Name	Label	Survey period	Survey frequency
3.29.1)	bs_u30	share of employees under 30 years old	East and West 2015	once

Wording of question

2015

**Age structure**

In 2015 the number of employees in above mentioned product line was ...  
The following shares of employees are of age

younger than 30  %

in above mentioned product line

Further information

Time span of variable

1998	1999	2000	2001	2002	2003	2004	2005	2006	2007	2008	2009	2010	2011	2012	2013
2014	2015	2016	2017	2018	2019	2020	2021	2022	2023	2024	2025	2026	2027	2028	2029
	WEST EAST														

No.	Name	Label	Survey period	Survey frequency
3.29.2)	bs_30_50	share of employees between 30 and 50 years old	East and West 2015	once

Wording of question

2015

**Age structure**

In 2015 the number of employees in above mentioned product line was ...  
The following shares of employees are of age

30 - 50  %

in above mentioned product line

Further information

Time span of variable

1998	1999	2000	2001	2002	2003	2004	2005	2006	2007	2008	2009	2010	2011	2012	2013
2014	2015	2016	2017	2018	2019	2020	2021	2022	2023	2024	2025	2026	2027	2028	2029

WEST  
EAST

No.	Name	Label	Survey period	Survey frequency
-----	------	-------	---------------	------------------

3.29.3) **bs\_o50** share of employees 50+ years old East and West 2015 once

Wording of question

2015	Further information
<p><b>Age structure</b></p> <p>In 2015 the number of employees in above mentioned product line was ... The following shares of employees are of age</p> <p style="text-align: right;">in above mentioned product line</p> <p style="text-align: right;">50 years and older _____ %</p>	

Time span of variable

1998	1999	2000	2001	2002	2003	2004	2005	2006	2007	2008	2009	2010	2011	2012	2013
2014	2015	2016	2017	2018	2019	2020	2021	2022	2023	2024	2025	2026	2027	2028	2029

WEST  
EAST

No.	Name	Label	Survey period	Survey frequency
-----	------	-------	---------------	------------------

3.29.4) **bs\_u30\_fue** share of employees under 30 years old in R&D East and West 2015 once

Wording of question

2015	Further information
<p><b>Age structure</b></p> <p>In 2015 the number of employees in above mentioned product line was ... The following shares of employees are of age</p> <p style="text-align: right;">in R&amp;D sector</p> <p style="text-align: right;">younger than 30 _____ %</p>	

Time span of variable

1998	1999	2000	2001	2002	2003	2004	2005	2006	2007	2008	2009	2010	2011	2012	2013
2014	2015	2016	2017	2018	2019	2020	2021	2022	2023	2024	2025	2026	2027	2028	2029

WEST  
EAST

No.	Name	Label	Survey period	Survey frequency
-----	------	-------	---------------	------------------

3.29.5) **bs\_30\_50\_fue** share of employees between 30 and 50 years old in R&D East and West 2015 once

Wording of question

2015	Further information
<p><b>Age structure</b></p> <p>In 2015 the number of employees in above mentioned product line was ... The following shares of employees are of age</p> <p style="text-align: right;">in R&amp;D sector</p> <p style="text-align: right;">30 - 50 _____ %</p>	

Time span of variable

1998	1999	2000	2001	2002	2003	2004	2005	2006	2007	2008	2009	2010	2011	2012	2013
2014	2015	2016	2017	2018	2019	2020	2021	2022	2023	2024	2025	2026	2027	2028	2029

WEST  
EAST

No.	Name	Label	Survey period	Survey frequency
-----	------	-------	---------------	------------------

3.29.6)	bs_o50_fue	share of employees 50+ years old in R&D	East and West 2015	once
---------	------------	---	--------------------	------

Wording of question

2015	Further information
<p><b>Age structure</b></p> <p>In 2015 the number of employees in above mentioned product line was ... The following shares of employees are of age</p> <p style="text-align: right;">in R&amp;D sector</p> <p style="text-align: right;">50 years and older _____ %</p>	

Time span of variable

1998	1999	2000	2001	2002	2003	2004	2005	2006	2007	2008	2009	2010	2011	2012	2013
2014	2015	2016	2017	2018	2019	2020	2021	2022	2023	2024	2025	2026	2027	2028	2029

WEST  
EAST

No.	Name	Label	Survey period	Survey frequency
-----	------	-------	---------------	------------------

3.29.7)	bs_for_int	number of foreign employees born in EU	East and West 2015	once
---------	------------	--	--------------------	------

Wording of question

2015	Further information
<p><b>Age structure</b></p> <p>Number of foreign (born outside of Germany) employees in above mentioned product line</p> <p style="text-align: right;">born in the EU</p> <p style="text-align: right;">_____ (persons)</p>	

Time span of variable

1998	1999	2000	2001	2002	2003	2004	2005	2006	2007	2008	2009	2010	2011	2012	2013
2014	2015	2016	2017	2018	2019	2020	2021	2022	2023	2024	2025	2026	2027	2028	2029

WEST  
EAST

No.	Name	Label	Survey period	Survey frequency
-----	------	-------	---------------	------------------

3.29.8)	bs_for_ext	number of foreign employees born outside of the EU	East and West 2015	once
---------	------------	--	--------------------	------

Wording of question

2015	Further information
<p><b>Age structure</b></p> <p>Number of foreign (born outside of Germany) employees in above mentioned product line</p> <p style="text-align: right;">born outside of the EU</p> <p style="text-align: right;">_____ (persons)</p>	

Time span of variable

1998	1999	2000	2001	2002	2003	2004	2005	2006	2007	2008	2009	2010	2011	2012	2013
2014	2015	2016	2017	2018	2019	2020	2021	2022	2023	2024	2025	2026	2027	2028	2029

WEST  
EAST

No.	Name	Label	Survey period	Survey frequency
3.29.9)	for_u30_int	share of foreign employees born in EU under 30 years old	East and West 2015	once

Wording of question

2015	Further information																																
<p><b>Age structure</b></p> <p>Number of foreign (born outside of Germany) employees in above mentioned product line</p> <table border="1"> <tr><td>born in the EU</td></tr> <tr><td>Of those foreign employees _____ % are younger than 30</td></tr> </table>	born in the EU	Of those foreign employees _____ % are younger than 30																															
born in the EU																																	
Of those foreign employees _____ % are younger than 30																																	
Time span of variable																																	
<table border="1"> <tr><td>1998</td><td>1999</td><td>2000</td><td>2001</td><td>2002</td><td>2003</td><td>2004</td><td>2005</td><td>2006</td><td>2007</td><td>2008</td><td>2009</td><td>2010</td><td>2011</td><td>2012</td><td>2013</td></tr> <tr><td>2014</td><td>2015</td><td>2016</td><td>2017</td><td>2018</td><td>2019</td><td>2020</td><td>2021</td><td>2022</td><td>2023</td><td>2024</td><td>2025</td><td>2026</td><td>2027</td><td>2028</td><td>2029</td></tr> </table> <p>WEST EAST</p>	1998	1999	2000	2001	2002	2003	2004	2005	2006	2007	2008	2009	2010	2011	2012	2013	2014	2015	2016	2017	2018	2019	2020	2021	2022	2023	2024	2025	2026	2027	2028	2029	
1998	1999	2000	2001	2002	2003	2004	2005	2006	2007	2008	2009	2010	2011	2012	2013																		
2014	2015	2016	2017	2018	2019	2020	2021	2022	2023	2024	2025	2026	2027	2028	2029																		

No.	Name	Label	Survey period	Survey frequency
3.29.10)	for_30_50_int	share of foreign employees born in EU between 30 and 50 years old	East and West 2015	once

Wording of question

2015	Further information																																
<p><b>Age structure</b></p> <p>Number of foreign (born outside of Germany) employees in above mentioned product line</p> <table border="1"> <tr><td>born in the EU</td></tr> <tr><td>Of those foreign employees _____ % are 30 - 50 Jahre alt</td></tr> </table>	born in the EU	Of those foreign employees _____ % are 30 - 50 Jahre alt																															
born in the EU																																	
Of those foreign employees _____ % are 30 - 50 Jahre alt																																	
Time span of variable																																	
<table border="1"> <tr><td>1998</td><td>1999</td><td>2000</td><td>2001</td><td>2002</td><td>2003</td><td>2004</td><td>2005</td><td>2006</td><td>2007</td><td>2008</td><td>2009</td><td>2010</td><td>2011</td><td>2012</td><td>2013</td></tr> <tr><td>2014</td><td>2015</td><td>2016</td><td>2017</td><td>2018</td><td>2019</td><td>2020</td><td>2021</td><td>2022</td><td>2023</td><td>2024</td><td>2025</td><td>2026</td><td>2027</td><td>2028</td><td>2029</td></tr> </table> <p>WEST EAST</p>	1998	1999	2000	2001	2002	2003	2004	2005	2006	2007	2008	2009	2010	2011	2012	2013	2014	2015	2016	2017	2018	2019	2020	2021	2022	2023	2024	2025	2026	2027	2028	2029	
1998	1999	2000	2001	2002	2003	2004	2005	2006	2007	2008	2009	2010	2011	2012	2013																		
2014	2015	2016	2017	2018	2019	2020	2021	2022	2023	2024	2025	2026	2027	2028	2029																		

No.	Name	Label	Survey period	Survey frequency
3.29.11)	for_o50_int	share of foreign employees born in EU 50+ years old	East and West 2015	once

Wording of question

2015	Further information		
<p><b>Age structure</b></p> <p>Number of foreign (born outside of Germany) employees in above mentioned product line</p> <table border="1"> <tr><td>born in the EU</td></tr> <tr><td>Of those foreign employees _____ % are 50 years and older</td></tr> </table>	born in the EU	Of those foreign employees _____ % are 50 years and older	
born in the EU			
Of those foreign employees _____ % are 50 years and older			
Time span of variable			

1998	1999	2000	2001	2002	2003	2004	2005	2006	2007	2008	2009	2010	2011	2012	2013
2014	2015	2016	2017	2018	2019	2020	2021	2022	2023	2024	2025	2026	2027	2028	2029
WEST		EAST													

No.	Name	Label	Survey period	Survey frequency
-----	------	-------	---------------	------------------

3.29.12)	for_u30_ext	share of foreign employees born outside of the EU under 30 years old	East and West 2015	once
----------	-------------	--	--------------------	------

**Wording of question**

2015	Further information																																																
<p><b>Age structure</b></p> <p>Number of foreign (born outside of Germany) employees in above mentioned product line</p> <table border="1"> <tr><td>born outside of the EU</td></tr> <tr><td>Of those foreign employees _____ % are younger than 30</td></tr> </table>	born outside of the EU	Of those foreign employees _____ % are younger than 30																																															
born outside of the EU																																																	
Of those foreign employees _____ % are younger than 30																																																	
<p><b>Time span of variable</b></p> <table border="1"> <tr><td>1998</td><td>1999</td><td>2000</td><td>2001</td><td>2002</td><td>2003</td><td>2004</td><td>2005</td><td>2006</td><td>2007</td><td>2008</td><td>2009</td><td>2010</td><td>2011</td><td>2012</td><td>2013</td></tr> <tr><td>2014</td><td>2015</td><td>2016</td><td>2017</td><td>2018</td><td>2019</td><td>2020</td><td>2021</td><td>2022</td><td>2023</td><td>2024</td><td>2025</td><td>2026</td><td>2027</td><td>2028</td><td>2029</td></tr> <tr><td colspan="2">WEST</td><td colspan="2">EAST</td><td colspan="12"></td></tr> </table>	1998	1999	2000	2001	2002	2003	2004	2005	2006	2007	2008	2009	2010	2011	2012	2013	2014	2015	2016	2017	2018	2019	2020	2021	2022	2023	2024	2025	2026	2027	2028	2029	WEST		EAST														
1998	1999	2000	2001	2002	2003	2004	2005	2006	2007	2008	2009	2010	2011	2012	2013																																		
2014	2015	2016	2017	2018	2019	2020	2021	2022	2023	2024	2025	2026	2027	2028	2029																																		
WEST		EAST																																															

No.	Name	Label	Survey period	Survey frequency
-----	------	-------	---------------	------------------

3.29.13)	for_30_50_ext	share of foreign employees born outside of the EU between 30 and 50 years old	East and West 2015	once
----------	---------------	---	--------------------	------

**Wording of question**

2015	Further information																																																
<p><b>Age structure</b></p> <p>Number of foreign (born outside of Germany) employees in above mentioned product line</p> <table border="1"> <tr><td>born outside of the EU</td></tr> <tr><td>Of those foreign employees _____ % are 30 - 50 Jahre alt</td></tr> </table>	born outside of the EU	Of those foreign employees _____ % are 30 - 50 Jahre alt																																															
born outside of the EU																																																	
Of those foreign employees _____ % are 30 - 50 Jahre alt																																																	
<p><b>Time span of variable</b></p> <table border="1"> <tr><td>1998</td><td>1999</td><td>2000</td><td>2001</td><td>2002</td><td>2003</td><td>2004</td><td>2005</td><td>2006</td><td>2007</td><td>2008</td><td>2009</td><td>2010</td><td>2011</td><td>2012</td><td>2013</td></tr> <tr><td>2014</td><td>2015</td><td>2016</td><td>2017</td><td>2018</td><td>2019</td><td>2020</td><td>2021</td><td>2022</td><td>2023</td><td>2024</td><td>2025</td><td>2026</td><td>2027</td><td>2028</td><td>2029</td></tr> <tr><td colspan="2">WEST</td><td colspan="2">EAST</td><td colspan="12"></td></tr> </table>	1998	1999	2000	2001	2002	2003	2004	2005	2006	2007	2008	2009	2010	2011	2012	2013	2014	2015	2016	2017	2018	2019	2020	2021	2022	2023	2024	2025	2026	2027	2028	2029	WEST		EAST														
1998	1999	2000	2001	2002	2003	2004	2005	2006	2007	2008	2009	2010	2011	2012	2013																																		
2014	2015	2016	2017	2018	2019	2020	2021	2022	2023	2024	2025	2026	2027	2028	2029																																		
WEST		EAST																																															

No.	Name	Label	Survey period	Survey frequency
-----	------	-------	---------------	------------------

3.29.14)	for_o50_ext	share of foreign employees born outside of the EU 50+ years old	East and West 2015	once
----------	-------------	---	--------------------	------

**Wording of question**

2015	Further information		
<p><b>Age structure</b></p> <p>Number of foreign (born outside of Germany) employees in above mentioned product line</p> <table border="1"> <tr><td>born outside of the EU</td></tr> <tr><td>Of those foreign employees _____ % are 50 years and older</td></tr> </table>	born outside of the EU	Of those foreign employees _____ % are 50 years and older	
born outside of the EU			
Of those foreign employees _____ % are 50 years and older			
<p><b>Time span of variable</b></p>			

1998	1999	2000	2001	2002	2003	2004	2005	2006	2007	2008	2009	2010	2011	2012	2013
2014	2015	2016	2017	2018	2019	2020	2021	2022	2023	2024	2025	2026	2027	2028	2029
WEST EAST															