



List of variables

Ifo World Economic Survey

Data: 1983-2014

As of January 2015

| | |
|--------------------------|------------|
| Contents | page 1-4 |
| Description of variables | page 5-147 |

LMU-ifo Economics & Business Data Center (EBDC)

Poschingerstr. 5
81679 München

List of variables World Economic Survey

1. Identification variables

2. Standard questions

1. Identification variables

| Nr. | Name | Label | Label |
|-------|---------|--|-------|
| 1.1) | fbv | survey mode | |
| 1.2) | id | ID-code, 8-digit: 1600xxxx | |
| 1.3) | country | country code | |
| 1.4) | ig | income group | |
| 1.5) | noq | number of the questionnaire (part of the identifier) | |
| 1.6) | cweight | country weight | |
| 1.7) | weight | expert weight | |
| 1.8) | year | year | |
| 1.9) | month | month | |
| 1.10) | rt | record type | |
| 1.11) | ig2 | income group (Z.2) | |

2. Standard questions

| Nr. | Name | Label | Label |
|-------|----------|---|---|
| 2.1) | gson | judgement, present economic situation | General situation (present judgement) |
| 2.2) | gsop | economic situation compared to last year | General situation (compared to the last year) |
| 2.3) | gsop | economic situation end of next 6 months | General situation (next 6-12 months) |
| 2.4) | gscn | judgement, present economic situation | Investments (present judgement) |
| 2.5) | gscp | economic situation compared to last year | Investments (compared to the last year) |
| 2.6) | gscf | economic situation end of next 6 months | Investments (next 6-12 months) |
| 2.7) | gspn | judgement, present economic situation | Private consumption (present judgement) |
| 2.8) | gspp | economic situation compared to last year | Private consumption (compared to the last year) |
| 2.9) | gspf | economic situation end of next 6 months | Private consumption (next 6-12 months) |
| 2.10) | tvex | foreign trade volume export | Export |
| 2.11) | tvim | foreign trade volume import | Import |
| 2.12) | tbal | trade balance | Developments of the trade balance in the next 6-12 months |
| 2.13) | cprice | consumer prices | Expected tendency of consumer prices within the next 6-12 months |
| 2.14) | infl | inflation rate | Expected inflation rate by the end of the next 6 months |
| 2.15) | infr | inflation rate in % | Expected inflation rate by the end of the next 6 months in % |
| 2.16) | irst | interest rate short-term | Expected development of the short-term interest rates |
| 2.17) | irlt | interest rate long-term | Expected development of the long-term interest rates |
| 2.18) | cuus | currencies US \$ | US-Dollar relation |
| 2.19) | cude | currencies DM / Euro-DM (10/2000) / DM-Euro (1/2001-10/2001) / Euro (from 1/2002) | DM / Euro relation |
| 2.20) | cuuk | currencies UK L | British Pound relation |
| 2.21) | cujp | currencies YEN | Japanese Yen relation |
| 2.22) | vaus | value of US \$ | Development of the US-Dollar relation |
| 2.23) | dspl | domestic share prices | Stock prices level after the next 6 months |
| 2.24) | ep01 | problem government policy | Most important problems - Lack of confidence in the economic policy |
| 2.25) | ep02 | problem insufficient demand | Most important problems - Insufficient demand |
| 2.26) | ep03 | problem unemployment | Most important problems - Unemployment |
| 2.27) | ep04 | problem inflation | Most important problems - Inflation |
| 2.28) | ep05 | problem competitiveness | Most important problems - Lack of international competitiveness |
| 2.29) | ep06 | problem trade barriers | Most important problems - Trade barriers to exports |
| 2.30) | ep07 | problem skilled labour | Most important problems - Lack of skilled labour |
| 2.31) | ep08 | problem public deficits | Most important problems - Public deficits |
| 2.32) | ep09 | problem foreign debts | Most important problems - Foreign debts |
| 2.33) | ep10 | problem capital shortage | Most important problems - Capital shortage |
| 2.34) | cfi1 | climate foreign investors, at present | Climate for foreign investors (in present) |
| 2.35) | cfi2 | climate foreign investors, next 6 months | Climate for foreign investors (in the next 6 months) |
| 2.36) | cfi3 | climate foreign investors, at present, legal | Climate for foreign investors (in present, legally) |
| 2.37) | cfi4 | climate foreign investors, at present, political | Climate for foreign investors (in present, politically) |
| 2.38) | cfi5 | climate foreign investors, next 6 months, legal | Climate for foreign investors (in the next 6 months, legally) |
| 2.39) | cfi6 | climate foreign investors, next 6 months, political | Climate for foreign investors (in the next 6 months, politically) |
| 2.40) | imep | important measures of economic policy | Important measures of economic policy |
| 2.41) | cstrcred | constraint on supply of bank credit to firms | Constraint on supply of bank credit to firms |
| 2.42) | gdpn | growth of GDP (%) (with decimal points) | Expected real GDP growth |
| 2.43) | gdpg | expected growth of real GDP | Expected growth of real GDP |
| 2.44) | gdpgpct | expected growth rate of real GDP | Expected growth rate of real GDP |
| 2.45) | gson_vas | VAS present situation | General present situation assessed on analogue scale |
| 2.46) | click1 | clicks gson_vas | Clicks used until final assessment of general present situation |
| 2.47) | gsop_vas | VAS expectations | Expected general situation assessed on analogue scale |
| 2.48) | click2 | clicks gsop_vas | Clicks used until final assessment of expected general situation |
| 2.49) | infm | expected inflation medium term | Expected GDP growth rate in the next 3-5 years |

3. Special questions

| Nr. | Name | Label | Label |
|-------|--------------|-------|-------|
| 3.1) | sq_198503_1 | | |
| 3.2) | sq_198503_2 | | |
| 3.3) | sq_198503_3 | | |
| 3.4) | sq_198503_4 | | |
| 3.5) | sq_198503_5 | | |
| 3.6) | sq_198503_6 | | |
| 3.7) | sq_198503_7 | | |
| 3.8) | sq_198503_8 | | |
| 3.9) | sq_198503_9 | | |
| 3.10) | sq_198503_10 | | |
| 3.11) | sq_198503_11 | | |
| 3.12) | sq_199004_1 | | |
| 3.13) | sq_199004_2 | | |

3.14) sq_199004_3
3.15) sq_199004_4
3.16) sq_199004_5
3.17) sq_199004_6
3.18) sq_199004_7
3.19) sq_199004_8
3.20) sq_199004_9
3.21) sq_199004_10
3.22) sq_199004_11
3.23) sq_199004_12
3.24) sq_199004_13
3.25) sq_199004_14
3.26) sq_199004_15
3.27) sq_199004_16
3.28) sq_199004_17
3.29) sq_199004_18
3.30) sq_199004_19
3.31) sq_199004_20
3.32) sq_199004_21
3.33) sq_199010_1
3.34) sq_199010_2
3.35) sq_199010_3
3.36) sq_199010_4
3.37) sq_199010_5
3.38) sq_199010_6
3.39) sq_199010_7
3.40) sq_199010_8
3.41) sq_199010_9
3.42) sq_199010_10
3.43) sq_199010_11
3.44) sq_199010_12
3.45) sq_199101_1
3.46) sq_199101_2
3.47) sq_199101_3
3.48) sq_199101_4
3.49) sq_199101_5
3.50) sq_199101_6
3.51) sq_199101_7
3.52) sq_199101_8
3.53) sq_199101_9
3.54) sq_199204_1
3.55) sq_199204_2
3.56) sq_199204_3
3.57) sq_199204_4
3.58) sq_199204_5
3.59) sq_199204_6
3.60) sq_199204_7
3.61) sq_199204_8
3.62) sq_199204_9
3.63) sq_199204_10
3.64) sq_199204_11
3.65) sq_199204_12
3.66) sq_199204_13
3.67) sq_199204_14
3.67b) sq_199204_14b
3.68) sq_199204_15
3.69) sq_199204_16
3.70) sq_199204_17
3.71) sq_199204_18
3.72) sq_199204_19
3.73) sq_199804_1
3.74) sq_199804_2
3.75) sq_199804_3
3.76) sq_199804_4
3.77) sq_199804_5
3.78) sq_199804_6
3.79) sq_199807_1
3.80) sq_199807_2
3.81) sq_199807_3
3.82) sq_199807_4
3.83) sq_199807_5
3.84) sq_199807_6
3.85) sq_200204_1
3.86) sq_200204_2
3.87) sq_200204_3
3.88) sq_200204_4
3.89) sq_200204_5
3.90) sq_200204_6
3.91) sq_200301_1
3.92) sq_200301_2
3.93) sq_200304_1
3.94) sq_200304_2
3.95) sq_200304_3
3.96) sq_200307_1
3.97) sq_200307_2
3.98) sq_200307_3
3.99) sq_200310_1
3.100) sq_200310_2
3.101) sq_200310_3
3.102) sq_200401_1
3.103) sq_200401_2
3.104) sq_200401_3
3.105) sq_200404_1
3.106) sq_200404_2
3.107) sq_200407_1
3.108) sq_200407_2
3.109) sq_200407_3
3.110) sq_200410_1
3.111) sq_200410_2
3.112) sq_200410_3
3.113) sq_200410_4
3.114) sq_200501_1
3.115) sq_200501_2

3.116) sq_200501_3
3.117) sq_200501_4
3.118) sq_200504_1
3.119) sq_200504_2
3.120) sq_200504_3
3.121) sq_200507_1
3.122) sq_200507_2
3.123) sq_200507_3
3.124) sq_200507_4
3.125) sq_200507_5
3.126) sq_200510_1
3.127) sq_200510_2
3.128) sq_200510_3
3.129) sq_200510_4
3.130) sq_200510_5
3.131) sq_200601_1
3.132) sq_200601_2
3.133) sq_200604_1
3.134) sq_200604_2
3.135) sq_200604_3
3.136) sq_200607_1
3.137) sq_200607_2
3.138) sq_200610_1
3.139) sq_200610_2
3.140) sq_200610_3
3.141) sq_200610_4
3.142) sq_200610_5
3.143) sq_200701_1
3.144) sq_200701_2
3.145) sq_200701_3
3.146) sq_200701_4
3.147) sq_200701_5
3.148) sq_200701_6
3.149) sq_200701_7
3.150) sq_200701_8
3.151) sq_200701_9
3.152) sq_200701_10
3.153) sq_200704_1
3.154) sq_200704_2
3.155) sq_200704_3
3.156) sq_200704_4
3.157) sq_200704_5
3.158) sq_200707_1
3.159) sq_200707_2
3.160) sq_200707_3
3.161) sq_200710_1
3.162) sq_200801_1
3.163) sq_200801_2
3.164) sq_200801_3
3.165) sq_200801_4
3.166) sq_200804_1
3.167) sq_200804_2
3.168) sq_200807_1
3.169) sq_200807_2
3.170) sq_200807_3
3.171) sq_200807_4
3.172) sq_200807_5
3.173) sq_200810_1
3.174) sq_200810_2
3.175) sq_200901_1
3.176) sq_200901_2
3.177) sq_200901_3
3.178) sq_200904_1
3.179) sq_200904_2
3.180) sq_200904_3
3.181) sq_200907_1
3.182) sq_200907_2
3.183) sq_200910_1
3.184) sq_200910_2
3.185) sq_201001_1
3.186) sq_201004_1
3.187) sq_201007_1
3.188) sq_201007_2
3.189) sq_201007_3
3.190) sq_201007_4
3.191) sq_201007_5
3.192) sq_201007_6
3.193) sq_201010_1
3.194) sq_201010_2
3.195) sq_201101_1
3.196) sq_201104_1
3.197) sq_201104_2
3.198) sq_201104_3
3.199) sq_201107_1
3.200) sq_201107_2
3.201) sq_201107_3
3.202) sq_201107_4
3.203) sq_201107_5
3.204) sq_201107_6
3.205) sq_201107_7
3.206) sq_201107_8
3.207) sq_201107_9
3.208) sq_201107_10
3.209) sq_201107_11
3.210) sq_201110_1
3.211) sq_201110_2
3.212) sq_201110_3
3.213) sq_201201_1
3.214) sq_201201_2
3.215) sq_201204_1
3.216) sq_201204_2
3.217) sq_201204_3
3.218) sq_201204_4

| | | |
|--------|--------------|--|
| 3.219) | sq_201204_5 | |
| 3.220) | sq_201207_1 | |
| 3.221) | sq_201210_1 | |
| 3.222) | sq_201210_2 | |
| 3.223) | sq_201210_3 | |
| 3.224) | sq_201210_4 | |
| 3.225) | sq_201210_5 | |
| 3.226) | sq_201210_6 | |
| 3.227) | sq_201301_1 | |
| 3.228) | sq_201301_2 | |
| 3.229) | sq_201304_1 | |
| 3.230) | sq_201304_2 | |
| 3.231) | sq_201304_3 | |
| 3.232) | sq_201304_4 | |
| 3.233) | sq_201304_5 | |
| 3.234) | sq_201304_6 | |
| 3.235) | sq_201304_7 | |
| 3.236) | sq_201304_8 | |
| 3.237) | sq_201304_9 | |
| 3.238) | sq_201304_10 | |
| 3.239) | sq_201304_11 | |
| 3.240) | sq_201304_12 | |
| 3.241) | sq_201304_13 | |
| 3.242) | sq_201304_14 | |
| 3.243) | sq_201304_15 | |
| 3.244) | sq_201304_16 | |
| 3.245) | sq_201307_1 | |
| 3.246) | sq_201307_2 | |
| 3.247) | sq_201310_1 | |

1. Identification variables

| Nr. | Name | Label | Survey period | Survey frequency | | | | | | | |
|------|------|-------------|----------------------|---------------------|------|------|------|------|------|------|--|
| 1.1) | fbv | survey mode | from 2000 to present | Jan, Apr, Jul, Oct* | | | | | | | |
| | 1983 | 1984 | 1985 | 1986 | 1987 | 1988 | 1989 | 1990 | 1991 | 1992 | Variable description * only Jul and Oct in 2000 |
| | 1993 | 1994 | 1995 | 1996 | 1997 | 1998 | 1999 | 2000 | 2001 | 2002 | |
| | 2003 | 2004 | 2005 | 2006 | 2007 | 2008 | 2009 | 2010 | 2011 | 2012 | |
| | 2013 | 2014 | 2015 | 2016 | 2017 | 2018 | 2019 | 2020 | 2021 | 2022 | |
| | | | | | | | | | | | |

| Nr. | Name | Label | Survey period | Survey frequency | | | | | | | |
|------|------|----------------------------|----------------------|---------------------|------|------|------|------|------|------|--|
| 1.2) | id | ID-code, 8-digit: 1600xxxx | from 2000 to present | Jan, Apr, Jul, Oct* | | | | | | | |
| | 1983 | 1984 | 1985 | 1986 | 1987 | 1988 | 1989 | 1990 | 1991 | 1992 | Variable description * only Jul and Oct in 2000 |
| | 1993 | 1994 | 1995 | 1996 | 1997 | 1998 | 1999 | 2000 | 2001 | 2002 | |
| | 2003 | 2004 | 2005 | 2006 | 2007 | 2008 | 2009 | 2010 | 2011 | 2012 | |
| | 2013 | 2014 | 2015 | 2016 | 2017 | 2018 | 2019 | 2020 | 2021 | 2022 | |
| | | | | | | | | | | | |

| Nr. | Name | Label | Survey period | Survey frequency | | | | | | | |
|------|---------|--------------|---|---|------|------|------|------|------|------|----------------------|
| 1.3) | country | country code | 1983 from 1984 to 1988 from 1989 to present | Mar, Aug Mar, Jun, Oct Jan, Apr, Jul, Oct | | | | | | | |
| | 1983 | 1984 | 1985 | 1986 | 1987 | 1988 | 1989 | 1990 | 1991 | 1992 | Variable description |
| | 1993 | 1994 | 1995 | 1996 | 1997 | 1998 | 1999 | 2000 | 2001 | 2002 | |
| | 2003 | 2004 | 2005 | 2006 | 2007 | 2008 | 2009 | 2010 | 2011 | 2012 | |
| | 2013 | 2014 | 2015 | 2016 | 2017 | 2018 | 2019 | 2020 | 2021 | 2022 | |
| | | | | | | | | | | | |

| Nr. | Name | Label | Survey period | Survey frequency | | | | | | | |
|------|------|--------------|---|---|------|------|------|------|------|------|----------------------|
| 1.4) | ig | income group | 1983 from 1984 to 1988 from 1989 to present | Mar, Aug Mar, Jun, Oct Jan, Apr, Jul, Oct | | | | | | | |
| | 1983 | 1984 | 1985 | 1986 | 1987 | 1988 | 1989 | 1990 | 1991 | 1992 | Variable description |
| | 1993 | 1994 | 1995 | 1996 | 1997 | 1998 | 1999 | 2000 | 2001 | 2002 | |
| | 2003 | 2004 | 2005 | 2006 | 2007 | 2008 | 2009 | 2010 | 2011 | 2012 | |
| | 2013 | 2014 | 2015 | 2016 | 2017 | 2018 | 2019 | 2020 | 2021 | 2022 | |
| | | | | | | | | | | | |

| | | | | | | | | | | |
|--|--|--|--|--|--|--|--|--|--|--|
| | | | | | | | | | | |
|--|--|--|--|--|--|--|--|--|--|--|

| Nr. | Name | Label | Survey period | Survey frequency |
|-----|------|-------|---------------|------------------|
|-----|------|-------|---------------|------------------|

1.5) **noq** number of the questionnaire (part of the identifier) 1983 from 1984 to 1988 from 1989 to present Mar, Aug Mar, Jun, Oct Jan, Apr, Jul, Oct

| 1983 | 1984 | 1985 | 1986 | 1987 | 1988 | 1989 | 1990 | 1991 | 1992 | Variable description |
|------|------|------|------|------|------|------|------|------|------|----------------------|
| | | | | | | | | | | |
| | | | | | | | | | | |
| | | | | | | | | | | |
| | | | | | | | | | | |
| | | | | | | | | | | |
| | | | | | | | | | | |
| | | | | | | | | | | |
| | | | | | | | | | | |
| | | | | | | | | | | |
| | | | | | | | | | | |
| | | | | | | | | | | |
| 1993 | 1994 | 1995 | 1996 | 1997 | 1998 | 1999 | 2000 | 2001 | 2002 | |
| | | | | | | | | | | |
| | | | | | | | | | | |
| | | | | | | | | | | |
| | | | | | | | | | | |
| | | | | | | | | | | |
| | | | | | | | | | | |
| | | | | | | | | | | |
| | | | | | | | | | | |
| | | | | | | | | | | |
| | | | | | | | | | | |
| 2003 | 2004 | 2005 | 2006 | 2007 | 2008 | 2009 | 2010 | 2011 | 2012 | |
| | | | | | | | | | | |
| | | | | | | | | | | |
| | | | | | | | | | | |
| | | | | | | | | | | |
| | | | | | | | | | | |
| | | | | | | | | | | |
| | | | | | | | | | | |
| | | | | | | | | | | |
| | | | | | | | | | | |
| | | | | | | | | | | |
| 2013 | 2014 | 2015 | 2016 | 2017 | 2018 | 2019 | 2020 | 2021 | 2022 | |
| | | | | | | | | | | |
| | | | | | | | | | | |
| | | | | | | | | | | |
| | | | | | | | | | | |
| | | | | | | | | | | |
| | | | | | | | | | | |
| | | | | | | | | | | |
| | | | | | | | | | | |
| | | | | | | | | | | |
| | | | | | | | | | | |

| Nr. | Name | Label | Survey period | Survey frequency |
|-----|------|-------|---------------|------------------|
|-----|------|-------|---------------|------------------|

1.6) **cweight** country weight 1983 from 1984 to 1988 from 1989 to present Mar, Aug Mar, Jun, Oct Jan, Apr, Jul, Oct

| 1983 | 1984 | 1985 | 1986 | 1987 | 1988 | 1989 | 1990 | 1991 | 1992 | Variable description |
|------|------|------|------|------|------|------|------|------|------|----------------------|
| | | | | | | | | | | |
| | | | | | | | | | | |
| | | | | | | | | | | |
| | | | | | | | | | | |
| | | | | | | | | | | |
| | | | | | | | | | | |
| | | | | | | | | | | |
| | | | | | | | | | | |
| | | | | | | | | | | |
| | | | | | | | | | | |
| | | | | | | | | | | |
| 1993 | 1994 | 1995 | 1996 | 1997 | 1998 | 1999 | 2000 | 2001 | 2002 | |
| | | | | | | | | | | |
| | | | | | | | | | | |
| | | | | | | | | | | |
| | | | | | | | | | | |
| | | | | | | | | | | |
| | | | | | | | | | | |
| | | | | | | | | | | |
| | | | | | | | | | | |
| | | | | | | | | | | |
| | | | | | | | | | | |
| 2003 | 2004 | 2005 | 2006 | 2007 | 2008 | 2009 | 2010 | 2011 | 2012 | |
| | | | | | | | | | | |
| | | | | | | | | | | |
| | | | | | | | | | | |
| | | | | | | | | | | |
| | | | | | | | | | | |
| | | | | | | | | | | |
| | | | | | | | | | | |
| | | | | | | | | | | |
| | | | | | | | | | | |
| | | | | | | | | | | |
| 2013 | 2014 | 2015 | 2016 | 2017 | 2018 | 2019 | 2020 | 2021 | 2022 | |
| | | | | | | | | | | |
| | | | | | | | | | | |
| | | | | | | | | | | |
| | | | | | | | | | | |
| | | | | | | | | | | |
| | | | | | | | | | | |
| | | | | | | | | | | |
| | | | | | | | | | | |
| | | | | | | | | | | |
| | | | | | | | | | | |

| Nr. | Name | Label | Survey period | Survey frequency |
|-----|------|-------|---------------|------------------|
|-----|------|-------|---------------|------------------|

1.7) **weight** expert weight 1983 from 1984 to 1988 from 1989 to present Mar, Aug Mar, Jun, Oct Jan, Apr, Jul, Oct

| 1983 | 1984 | 1985 | 1986 | 1987 | 1988 | 1989 | 1990 | 1991 | 1992 | Variable description |
|------|------|------|------|------|------|------|------|------|------|----------------------|
| | | | | | | | | | | |
| | | | | | | | | | | |
| | | | | | | | | | | |
| | | | | | | | | | | |
| | | | | | | | | | | |
| | | | | | | | | | | |
| | | | | | | | | | | |
| | | | | | | | | | | |
| | | | | | | | | | | |
| | | | | | | | | | | |
| | | | | | | | | | | |
| 1993 | 1994 | 1995 | 1996 | 1997 | 1998 | 1999 | 2000 | 2001 | 2002 | |
| | | | | | | | | | | |
| | | | | | | | | | | |
| | | | | | | | | | | |
| | | | | | | | | | | |
| | | | | | | | | | | |
| | | | | | | | | | | |
| | | | | | | | | | | |
| | | | | | | | | | | |
| | | | | | | | | | | |
| | | | | | | | | | | |
| 2003 | 2004 | 2005 | 2006 | 2007 | 2008 | 2009 | 2010 | 2011 | 2012 | |
| | | | | | | | | | | |
| | | | | | | | | | | |
| | | | | | | | | | | |
| | | | | | | | | | | |
| | | | | | | | | | | |
| | | | | | | | | | | |
| | | | | | | | | | | |
| | | | | | | | | | | |
| | | | | | | | | | | |
| | | | | | | | | | | |
| 2013 | 2014 | 2015 | 2016 | 2017 | 2018 | 2019 | 2020 | 2021 | 2022 | |
| | | | | | | | | | | |
| | | | | | | | | | | |
| | | | | | | | | | | |
| | | | | | | | | | | |
| | | | | | | | | | | |
| | | | | | | | | | | |
| | | | | | | | | | | |
| | | | | | | | | | | |
| | | | | | | | | | | |
| | | | | | | | | | | |

| Nr. | Name | Label | Survey period | Survey frequency |
|-----|------|-------|---------------|------------------|
|-----|------|-------|---------------|------------------|

1.8) **year** 1983 from 1984 to 1988 from 1989 to present Mar, Aug Mar, Jun, Oct Jan, Apr, Jul, Oct

| 1983 | 1984 | 1985 | 1986 | 1987 | 1988 | 1989 | 1990 | 1991 | 1992 | Variable description |
|------|------|------|------|------|------|------|------|------|------|----------------------|
| | | | | | | | | | | |
| | | | | | | | | | | |
| | | | | | | | | | | |
| | | | | | | | | | | |
| | | | | | | | | | | |
| | | | | | | | | | | |
| | | | | | | | | | | |
| | | | | | | | | | | |
| | | | | | | | | | | |
| | | | | | | | | | | |
| | | | | | | | | | | |
| 1993 | 1994 | 1995 | 1996 | 1997 | 1998 | 1999 | 2000 | 2001 | 2002 | |
| | | | | | | | | | | |
| | | | | | | | | | | |
| | | | | | | | | | | |
| | | | | | | | | | | |
| | | | | | | | | | | |
| | | | | | | | | | | |
| | | | | | | | | | | |
| | | | | | | | | | | |
| | | | | | | | | | | |
| | | | | | | | | | | |
| 2003 | 2004 | 2005 | 2006 | 2007 | 2008 | 2009 | 2010 | 2011 | 2012 | |
| | | | | | | | | | | |
| | | | | | | | | | | |
| | | | | | | | | | | |
| | | | | | | | | | | |
| | | | | | | | | | | |
| | | | | | | | | | | |
| | | | | | | | | | | |
| | | | | | | | | | | |
| | | | | | | | | | | |
| | | | | | | | | | | |
| 2013 | 2014 | 2015 | 2016 | 2017 | 2018 | 2019 | 2020 | 2021 | 2022 | |
| | | | | | | | | | | |
| | | | | | | | | | | |
| | | | | | | | | | | |
| | | | | | | | | | | |
| | | | | | | | | | | |
| | | | | | | | | | | |
| | | | | | | | | | | |
| | | | | | | | | | | |
| | | | | | | | | | | |
| | | | | | | | | | | |

| | | | | | | | | | | | |
|--|--|--|--|--|--|--|--|--|--|--|--|
| | | | | | | | | | | | |
|--|--|--|--|--|--|--|--|--|--|--|--|

| Nr. | Name | Label | Survey period | Survey frequency |
|-----|------|-------|---------------|------------------|
|-----|------|-------|---------------|------------------|

| | | | | |
|------|-------|--|---|---|
| 1.9) | month | | 1983 from 1984 to 1988 from 1989 to present | Mar, Aug Mar, Jun, Oct Jan, Apr, Jul, Oct |
|------|-------|--|---|---|

| 1983 | 1984 | 1985 | 1986 | 1987 | 1988 | 1989 | 1990 | 1991 | 1992 | Variable description |
|------|------|------|------|------|------|------|------|------|------|----------------------|
| | | | | | | | | | | |
| | | | | | | | | | | |
| | | | | | | | | | | |
| | | | | | | | | | | |
| | | | | | | | | | | |
| | | | | | | | | | | |
| | | | | | | | | | | |
| | | | | | | | | | | |
| | | | | | | | | | | |
| | | | | | | | | | | |
| | | | | | | | | | | |

| Nr. | Name | Label | Survey period | Survey frequency |
|-----|------|-------|---------------|------------------|
|-----|------|-------|---------------|------------------|

| | | | | |
|-------|----|-------------|--|--|
| 1.10) | rt | record type | 1983 from 1984 to 1988 from 1989 to 2000 | Mar, Aug Mar, Jun, Oct Jan, Apr, Jul, Oct* |
|-------|----|-------------|--|--|

| 1983 | 1984 | 1985 | 1986 | 1987 | 1988 | 1989 | 1990 | 1991 | 1992 | Variable description |
|------|------|------|------|------|------|------|------|------|------|----------------------------|
| | | | | | | | | | | * only Jan and Apr in 2000 |
| | | | | | | | | | | |
| | | | | | | | | | | |
| | | | | | | | | | | |
| | | | | | | | | | | |
| | | | | | | | | | | |
| | | | | | | | | | | |
| | | | | | | | | | | |
| | | | | | | | | | | |
| | | | | | | | | | | |
| | | | | | | | | | | |

| Nr. | Name | Label | Survey period | Survey frequency |
|-----|------|-------|---------------|------------------|
|-----|------|-------|---------------|------------------|

| | | | | |
|-------|-----|--|--|---|
| 1.11) | ig2 | | 1983 from 1984 to 1987 1988 from 1989 to 2000 | Aug Mar, Oct Mar, Jun, Oct Jan, Apr, Jul, Oct* |
|-------|-----|--|--|---|

| 1983 | 1984 | 1985 | 1986 | 1987 | 1988 | 1989 | 1990 | 1991 | 1992 | Variable description |
|------|------|------|------|------|------|------|------|------|------|----------------------------|
| | | | | | | | | | | * only Jan and Apr in 2000 |
| | | | | | | | | | | |
| | | | | | | | | | | |
| | | | | | | | | | | |
| | | | | | | | | | | |
| | | | | | | | | | | |
| | | | | | | | | | | |
| | | | | | | | | | | |
| | | | | | | | | | | |
| | | | | | | | | | | |
| | | | | | | | | | | |

2. Standard questions

| Nr. | Name | Label | Survey period | Survey frequency |
|-----|------|-------|---------------|------------------|
|-----|------|-------|---------------|------------------|

| | | | | |
|------|------|---------------------------------------|---|---|
| 2.1) | gson | judgement, present economic situation | 1983 from 1984 to 1988 from 1989 to present | Mar, Aug Mar, Jun, Oct Jan, Apr, Jul, Oct |
|------|------|---------------------------------------|---|---|

Wording of the question

| from 03/1983 to present | Variable description |
|---|---------------------------------------|
| The country's general situation regarding ... (present judgement) | General situation (present judgement) |

| | | | | | | | | | |
|---------------------------|------|------|--------------|------|------|------|------|------|------|
| - overall economy | | | | | | | | | |
| good | | | satisfactory | | | | bad | | |
| Time span of the variable | | | | | | | | | |
| 1983 | 1984 | 1985 | 1986 | 1987 | 1988 | 1989 | 1990 | 1991 | 1992 |
| 1993 | 1994 | 1995 | 1996 | 1997 | 1998 | 1999 | 2000 | 2001 | 2002 |
| 2003 | 2004 | 2005 | 2006 | 2007 | 2008 | 2009 | 2010 | 2011 | 2012 |
| 2013 | 2014 | 2015 | 2016 | 2017 | 2018 | 2019 | 2020 | 2021 | 2022 |

| Nr. | Name | Label | Survey period | Survey frequency |
|------|------|--|---|---|
| 2.2) | gsop | economic situation compared to last year | 1983 from 1984 to 1988 from 1989 to present | Mar, Aug Mar, Jun, Oct Jan, Apr, Jul, Oct |

Wording of the question

| | | | | | | | | | | | | | | | | | | | | | | | | | | | | | | | | | | | | | | | | | |
|---|--|------|------|------|------|------|------|------|------|------|------|------|------|------|------|------|------|------|------|------|------|------|------|------|------|------|------|------|------|------|------|------|------|------|------|------|------|------|------|------|------|
| <p>from 03/1983 to present</p> <p>The country's general situation regarding ... (compared to the same time last year)</p> <p>- overall economy</p> <p style="text-align: center;">better about the same worse</p> | <p>Variable description</p> <p>General situation (compared to the last year)</p> | | | | | | | | | | | | | | | | | | | | | | | | | | | | | | | | | | | | | | | | |
| Time span of the variable | | | | | | | | | | | | | | | | | | | | | | | | | | | | | | | | | | | | | | | | | |
| <table border="1"> <tr> <td>1983</td><td>1984</td><td>1985</td><td>1986</td><td>1987</td><td>1988</td><td>1989</td><td>1990</td><td>1991</td><td>1992</td> </tr> <tr> <td>1993</td><td>1994</td><td>1995</td><td>1996</td><td>1997</td><td>1998</td><td>1999</td><td>2000</td><td>2001</td><td>2002</td> </tr> <tr> <td>2003</td><td>2004</td><td>2005</td><td>2006</td><td>2007</td><td>2008</td><td>2009</td><td>2010</td><td>2011</td><td>2012</td> </tr> <tr> <td>2013</td><td>2014</td><td>2015</td><td>2016</td><td>2017</td><td>2018</td><td>2019</td><td>2020</td><td>2021</td><td>2022</td> </tr> </table> | | 1983 | 1984 | 1985 | 1986 | 1987 | 1988 | 1989 | 1990 | 1991 | 1992 | 1993 | 1994 | 1995 | 1996 | 1997 | 1998 | 1999 | 2000 | 2001 | 2002 | 2003 | 2004 | 2005 | 2006 | 2007 | 2008 | 2009 | 2010 | 2011 | 2012 | 2013 | 2014 | 2015 | 2016 | 2017 | 2018 | 2019 | 2020 | 2021 | 2022 |
| 1983 | 1984 | 1985 | 1986 | 1987 | 1988 | 1989 | 1990 | 1991 | 1992 | | | | | | | | | | | | | | | | | | | | | | | | | | | | | | | | |
| 1993 | 1994 | 1995 | 1996 | 1997 | 1998 | 1999 | 2000 | 2001 | 2002 | | | | | | | | | | | | | | | | | | | | | | | | | | | | | | | | |
| 2003 | 2004 | 2005 | 2006 | 2007 | 2008 | 2009 | 2010 | 2011 | 2012 | | | | | | | | | | | | | | | | | | | | | | | | | | | | | | | | |
| 2013 | 2014 | 2015 | 2016 | 2017 | 2018 | 2019 | 2020 | 2021 | 2022 | | | | | | | | | | | | | | | | | | | | | | | | | | | | | | | | |

| Nr. | Name | Label | Survey period | Survey frequency |
|------|------|---|---|---|
| 2.3) | gsop | economic situation end of next 6 months | 1983 from 1984 to 1988 from 1989 to present | Mar, Aug Mar, Jun, Oct Jan, Apr, Jul, Oct |

Wording of the question

| | | | | | | | | | | | | | | | | | | | | | |
|---|---|------|------|------|------|------|------|------|------|------|------|------|------|------|------|------|------|------|------|------|------|
| <p>from 03/1983 to 04/1991</p> <p>The country's general situation regarding ... (from now: expected development for the next 6 to 12 months)</p> <p>- overall economy</p> <p style="text-align: center;">improvement no change deterioration</p> | <p>Variable description</p> <p>General situation (next 6-12 months)</p> | | | | | | | | | | | | | | | | | | | | |
| <p>from 07/1991 to present</p> <p>The country's general situation regarding ... (from now on: expected situation by the end of the next 6 months)</p> <p>- overall economy</p> <p style="text-align: center;">better about the same worse</p> | | | | | | | | | | | | | | | | | | | | | |
| Time span of the variable | | | | | | | | | | | | | | | | | | | | | |
| <table border="1"> <tr> <td>1983</td><td>1984</td><td>1985</td><td>1986</td><td>1987</td><td>1988</td><td>1989</td><td>1990</td><td>1991</td><td>1992</td> </tr> <tr> <td>1993</td><td>1994</td><td>1995</td><td>1996</td><td>1997</td><td>1998</td><td>1999</td><td>2000</td><td>2001</td><td>2002</td> </tr> </table> | | 1983 | 1984 | 1985 | 1986 | 1987 | 1988 | 1989 | 1990 | 1991 | 1992 | 1993 | 1994 | 1995 | 1996 | 1997 | 1998 | 1999 | 2000 | 2001 | 2002 |
| 1983 | 1984 | 1985 | 1986 | 1987 | 1988 | 1989 | 1990 | 1991 | 1992 | | | | | | | | | | | | |
| 1993 | 1994 | 1995 | 1996 | 1997 | 1998 | 1999 | 2000 | 2001 | 2002 | | | | | | | | | | | | |

| | | | | | | | | | |
|------|------|------|------|------|------|------|------|------|------|
| 2003 | 2004 | 2005 | 2006 | 2007 | 2008 | 2009 | 2010 | 2011 | 2012 |
| 2013 | 2014 | 2015 | 2016 | 2017 | 2018 | 2019 | 2020 | 2021 | 2022 |

| Nr. | Name | Label | Survey period | Survey frequency |
|------|------|---------------------------------------|---|---|
| 2.4) | gscn | judgement, present economic situation | 1983 from 1984 to 1988 from 1989 to present | Mar, Aug Mar, Jun, Oct Jan, Apr, Jul, Oct |

Wording of the question

| | |
|---|--|
| from 03/1983 to present | Variable description |
| The country's general situation regarding ... (present judgement) | Investments (present judgement) |
| - capital expenditures* good satisfactory bad | * the remark (buildings and equipment) was used in Sep 1985-1988 |

Time span of the variable

| | | | | | | | | | |
|------|------|------|------|------|------|------|------|------|------|
| 1983 | 1984 | 1985 | 1986 | 1987 | 1988 | 1989 | 1990 | 1991 | 1992 |
| 1993 | 1994 | 1995 | 1996 | 1997 | 1998 | 1999 | 2000 | 2001 | 2002 |
| 2003 | 2004 | 2005 | 2006 | 2007 | 2008 | 2009 | 2010 | 2011 | 2012 |
| 2013 | 2014 | 2015 | 2016 | 2017 | 2018 | 2019 | 2020 | 2021 | 2022 |

| Nr. | Name | Label | Survey period | Survey frequency |
|------|------|--|---|---|
| 2.5) | gscp | economic situation compared to last year | 1983 from 1984 to 1988 from 1989 to present | Mar, Aug Mar, Jun, Oct Jan, Apr, Jul, Oct |

Wording of the question

| | |
|---|--|
| from 03/1983 to present | Variable description |
| The country's general situation regarding ... (compared to the same time last year) | Investments (compared to the last year) |
| - capital expenditures* better about the same worse | * the remark (buildings and equipment) was used in Sep 1985-1988 |

Time span of the variable

| | | | | | | | | | |
|------|------|------|------|------|------|------|------|------|------|
| 1983 | 1984 | 1985 | 1986 | 1987 | 1988 | 1989 | 1990 | 1991 | 1992 |
| 1993 | 1994 | 1995 | 1996 | 1997 | 1998 | 1999 | 2000 | 2001 | 2002 |
| 2003 | 2004 | 2005 | 2006 | 2007 | 2008 | 2009 | 2010 | 2011 | 2012 |
| 2013 | 2014 | 2015 | 2016 | 2017 | 2018 | 2019 | 2020 | 2021 | 2022 |

| Nr. | Name | Label | Survey period | Survey frequency |
|------|------|---|---|---|
| 2.6) | gscf | economic situation end of next 6 months | 1983 from 1984 to 1988 from 1989 to present | Mar, Aug Mar, Jun, Oct Jan, Apr, Jul, Oct |

Wording of the question

| | |
|-------------------------|--------------------------------|
| from 03/1983 to 04/1991 | Variable description |
| | Investments (next 6-12 months) |

The country's general situation regarding ... (from now: expected development for the next 6 to 12 months)

- capital expenditures* improvement no change deterioration

from 07/1991 to present

The country's general situation regarding ... (from now on: expected situation by the end of the next 6 months)

- capital expenditures better about the same worse

* the remark (buildings and equipment) was used in Sep 1985-1988

Time span of the variable

| | | | | | | | | | |
|------|------|------|------|------|------|------|------|------|------|
| 1983 | 1984 | 1985 | 1986 | 1987 | 1988 | 1989 | 1990 | 1991 | 1992 |
| 1993 | 1994 | 1995 | 1996 | 1997 | 1998 | 1999 | 2000 | 2001 | 2002 |
| 2003 | 2004 | 2005 | 2006 | 2007 | 2008 | 2009 | 2010 | 2011 | 2012 |
| 2013 | 2014 | 2015 | 2016 | 2017 | 2018 | 2019 | 2020 | 2021 | 2022 |

| Nr. | Name | Label | Survey period | Survey frequency |
|-----|------|-------|---------------|------------------|
|-----|------|-------|---------------|------------------|

| | | | | |
|------|------|---------------------------------------|---|---|
| 2.7) | gspn | judgement, present economic situation | 1983 from 1984 to 1988 from 1989 to present | Mar, Aug Mar, Jun, Oct Jan, Apr, Jul, Oct |
|------|------|---------------------------------------|---|---|

Wording of the question

from 03/1983 to present

The country's general situation regarding ... (present judgement)

- private consumption good satisfactory bad

Variable description
Private consumption (present judgement)

Time span of the variable

| | | | | | | | | | |
|------|------|------|------|------|------|------|------|------|------|
| 1983 | 1984 | 1985 | 1986 | 1987 | 1988 | 1989 | 1990 | 1991 | 1992 |
| 1993 | 1994 | 1995 | 1996 | 1997 | 1998 | 1999 | 2000 | 2001 | 2002 |
| 2003 | 2004 | 2005 | 2006 | 2007 | 2008 | 2009 | 2010 | 2011 | 2012 |
| 2013 | 2014 | 2015 | 2016 | 2017 | 2018 | 2019 | 2020 | 2021 | 2022 |

| Nr. | Name | Label | Survey period | Survey frequency |
|-----|------|-------|---------------|------------------|
|-----|------|-------|---------------|------------------|

| | | | | |
|------|------|--|---|---|
| 2.8) | gspp | economic situation compared to last year | 1983 from 1984 to 1988 from 1989 to present | Mar, Aug Mar, Jun, Oct Jan, Apr, Jul, Oct |
|------|------|--|---|---|

Wording of the question

from 03/1983 to present

The country's general situation regarding ... (compared to the same time last year)

- private consumption better about the same worse

Variable description
Private consumption (compared to the last year)

Time span of the variable

| | | | | | | | | | |
|------|------|------|------|------|------|------|------|------|------|
| 1983 | 1984 | 1985 | 1986 | 1987 | 1988 | 1989 | 1990 | 1991 | 1992 |
| 1993 | 1994 | 1995 | 1996 | 1997 | 1998 | 1999 | 2000 | 2001 | 2002 |

| | | | | | | | | | |
|------|------|------|------|------|------|------|------|------|------|
| 2003 | 2004 | 2005 | 2006 | 2007 | 2008 | 2009 | 2010 | 2011 | 2012 |
| 2013 | 2014 | 2015 | 2016 | 2017 | 2018 | 2019 | 2020 | 2021 | 2022 |

| Nr. | Name | Label | Survey period | Survey frequency |
|------|------|---|---|---|
| 2.9) | gspf | economic situation end of next 6 months | 1983 from 1984 to 1988 from 1989 to present | Mar, Aug Mar, Jun, Oct Jan, Apr, Jul, Oct |

Wording of the question

| | |
|--|---|
| <p>from 03/1983 to 04/1991</p> <p>The country's general situation regarding ... (from now: expected development for the next 6 to 12 months)</p> <p>- private consumption improvement no change deterioration</p> <p>from 07/1991 to present</p> <p>The country's general situation regarding ... (from now on: expected situation by the end of the next 6 months)</p> <p>- private consumption better about the same worse</p> | <p>Variable description</p> <p>Private consumption (next 6-12 months)</p> |
|--|---|

Time span of the variable

| | | | | | | | | | |
|------|------|------|------|------|------|------|------|------|------|
| 1983 | 1984 | 1985 | 1986 | 1987 | 1988 | 1989 | 1990 | 1991 | 1992 |
| 1993 | 1994 | 1995 | 1996 | 1997 | 1998 | 1999 | 2000 | 2001 | 2002 |
| 2003 | 2004 | 2005 | 2006 | 2007 | 2008 | 2009 | 2010 | 2011 | 2012 |
| 2013 | 2014 | 2015 | 2016 | 2017 | 2018 | 2019 | 2020 | 2021 | 2022 |

| Nr. | Name | Label | Survey period | Survey frequency |
|-------|------|-----------------------------|---|---|
| 2.10) | tvex | foreign trade volume export | 1983 from 1984 to 1988 from 1989 to present | Mar, Aug Mar, Jun, Oct Jan, Apr, Jul, Oct |

Wording of the question

| | |
|--|---|
| <p>from 03/1983 to 01/1990</p> <p>Expected trend of foreign trade volume within the next 6 to 12 months</p> <p>- exports increase no change decrease</p> <p>from 04/1990 to 04/1991</p> <p>Expected trend of foreign trade volume within the next 6 to 12 months (in convertible currency)</p> <p>- exports increase no change decrease</p> <p>from 07/1991 to present</p> <p>Expected foreign trade volume by the end of the next 6 months (in convertible currency)</p> <p>- exports higher about the same lower</p> | <p>Variable description</p> <p>Export</p> |
|--|---|

Time span of the variable

| | | | | | | | | | |
|------|------|------|------|------|------|------|------|------|------|
| 1983 | 1984 | 1985 | 1986 | 1987 | 1988 | 1989 | 1990 | 1991 | 1992 |
| 1993 | 1994 | 1995 | 1996 | 1997 | 1998 | 1999 | 2000 | 2001 | 2002 |

| | | | | | | | | | |
|------|------|------|------|------|------|------|------|------|------|
| 2003 | 2004 | 2005 | 2006 | 2007 | 2008 | 2009 | 2010 | 2011 | 2012 |
| 2013 | 2014 | 2015 | 2016 | 2017 | 2018 | 2019 | 2020 | 2021 | 2022 |

| Nr. | Name | Label | Survey period | Survey frequency |
|-------|------|-----------------------------|---|---|
| 2.11) | tvim | foreign trade volume import | 1983 from 1984 to 1988 from 1989 to present | Mar, Aug Mar, Jun, Oct Jan, Apr, Jul, Oct |

Wording of the question

| Variable description |
|--|
| <p>from 03/1983 to 01/1990</p> <p>Expected trend of foreign trade volume within the next 6 to 12 months</p> <p>- imports increase no change decrease</p> <p>from 04/1990 to 04/1991</p> <p>Expected trend of foreign trade volume within the next 6 to 12 months (in convertible currency)</p> <p>- imports increase no change decrease</p> <p>from 07/1991 to present</p> <p>Expected foreign trade volume by the end of the next 6 months (in convertible currency)</p> <p>- imports higher about the same lower</p> |

Time span of the variable

| | | | | | | | | | |
|------|------|------|------|------|------|------|------|------|------|
| 1983 | 1984 | 1985 | 1986 | 1987 | 1988 | 1989 | 1990 | 1991 | 1992 |
| 1993 | 1994 | 1995 | 1996 | 1997 | 1998 | 1999 | 2000 | 2001 | 2002 |
| 2003 | 2004 | 2005 | 2006 | 2007 | 2008 | 2009 | 2010 | 2011 | 2012 |
| 2013 | 2014 | 2015 | 2016 | 2017 | 2018 | 2019 | 2020 | 2021 | 2022 |

| Nr. | Name | Label | Survey period | Survey frequency |
|-------|------|---------------|---|---|
| 2.12) | tbal | trade balance | 1983 from 1984 to 1988 from 1989 to present | Mar, Aug Mar, Jun, Oct Jan, Apr, Jul, Oct |

Wording of the question

| Variable description |
|---|
| <p>from 03/1983 to 01/1990</p> <p>Expected development of trade balance within the next 6 to 12 months</p> <p> improvement no change deterioration</p> <p>from 04/1990 to 04/1991</p> <p>Expected development of trade balance within the next 6 to 12 months (in convertible currency)</p> <p> improvement (a) no change deterioration (b)</p> <p>(a) increasing surplus or decreasing deficit (b) decreasing surplus or increasing deficit</p> <p>from 04/1991 to present</p> <p>Expected trade balance within the next 6 months (in convertible currency)</p> <p> improvement (a) no change deterioration (b)</p> <p>(a) increasing surplus or decreasing deficit (b) decreasing surplus or increasing deficit</p> |

Time span of the variable

| | | | | | | | | | |
|------|------|------|------|------|------|------|------|------|------|
| 1983 | 1984 | 1985 | 1986 | 1987 | 1988 | 1989 | 1990 | 1991 | 1992 |
| 1993 | 1994 | 1995 | 1996 | 1997 | 1998 | 1999 | 2000 | 2001 | 2002 |
| 2003 | 2004 | 2005 | 2006 | 2007 | 2008 | 2009 | 2010 | 2011 | 2012 |
| 2013 | 2014 | 2015 | 2016 | 2017 | 2018 | 2019 | 2020 | 2021 | 2022 |

| Nr. | Name | Label | Survey period | Survey frequency |
|-------|--------|-----------------|--|---|
| 2.13) | cprice | consumer prices | 1983 from 1984 to 1988 from 1989 to 1991 | Mar, Aug Mar, Jun, Oct Jan, Apr, Jul, Oct |

Wording of the question

| | |
|---|---|
| <p>from 03/1983 to 04/1991</p> <p>Expected tendency of consumer prices within the next 6 to 12 months</p> <ul style="list-style-type: none"> - accelerated increase - constant increase - decelerated increase - stagnation - decrease | <p>Variable description</p> <p>Expected tendency of consumer prices within the next 6-12 months</p> |
|---|---|

Time span of the variable

| | | | | | | | | | |
|------|------|------|------|------|------|------|------|------|------|
| 1983 | 1984 | 1985 | 1986 | 1987 | 1988 | 1989 | 1990 | 1991 | 1992 |
| 1993 | 1994 | 1995 | 1996 | 1997 | 1998 | 1999 | 2000 | 2001 | 2002 |
| 2003 | 2004 | 2005 | 2006 | 2007 | 2008 | 2009 | 2010 | 2011 | 2012 |
| 2013 | 2014 | 2015 | 2016 | 2017 | 2018 | 2019 | 2020 | 2021 | 2022 |

| Nr. | Name | Label | Survey period | Survey frequency |
|-------|------|----------------|------------------------------|---------------------------|
| 2.14) | infl | inflation rate | 1990 from 1991 to present | Jul Jan, Apr, Jul, Oct |

Wording of the question

| | |
|---|--|
| <p>from 07/1991 to 07/1994</p> <p>Expected inflation rate by the end of the next 6 months</p> <p style="text-align: center;"> higher about the same lower </p> | <p>Variable description</p> <p>Expected inflation rate by the end of the next 6 months</p> |
| <p>from 10/1994 to present</p> <p>Expected inflation rate by the end of the next 6 months (change of consumer prices compared to same month previous year)</p> <p style="text-align: center;"> higher about the same lower </p> | |

Time span of the variable

| | | | | | | | | | |
|------|------|------|------|------|------|------|------|------|------|
| 1983 | 1984 | 1985 | 1986 | 1987 | 1988 | 1989 | 1990 | 1991 | 1992 |
| 1993 | 1994 | 1995 | 1996 | 1997 | 1998 | 1999 | 2000 | 2001 | 2002 |

| | | | | | | | | | |
|------|------|------|------|------|------|------|------|------|------|
| 2003 | 2004 | 2005 | 2006 | 2007 | 2008 | 2009 | 2010 | 2011 | 2012 |
| 2013 | 2014 | 2015 | 2016 | 2017 | 2018 | 2019 | 2020 | 2021 | 2022 |

| Nr. | Name | Label | Survey period | Survey frequency |
|-------|------|---------------------|------------------------------|---------------------------|
| 2.15) | infr | inflation rate in % | 1990 from 1991 to present | Jul Jan, Apr, Jul, Oct |

Wording of the question

| Variable description |
|---|
| <p>from 07/1990 to 04/1991</p> <p>The rate of inflation will be: _____ %</p> <p>from 07/1991 to 07/1994 and in 04/1995</p> <p>The rate of inflation by the end of the next 6 months will be: _____ % (p.a.)</p> <p>from 10/1994 to 10/1998 (excl. 04/1995) and in 10/1999 & 10/2000</p> <p>The rate of inflation on average this year will be: _____ % (p.a.) (compared to average of previous year)</p> <p>from 01/1999 to 04/2011 (excl. 10/1999 & 10/2000)</p> <p><u>Wording irregularly switching between</u></p> <p>The rate of inflation on average of this year will be: _____ % (p.a.)</p> <p><u>and</u></p> <p>The rate of inflation on average of 20XX* will be _____ % (p.a.)</p> <p>from 07/2011 to present</p> <p>The rate of inflation on average of 20XX will be _____ % (p.a.)</p> |
| <p>Expected inflation rate by the end of the next 6 months in %</p> <p>*20XX refers to the current year Example: If the question was asked in 2002, 20XX refers to 2002</p> |

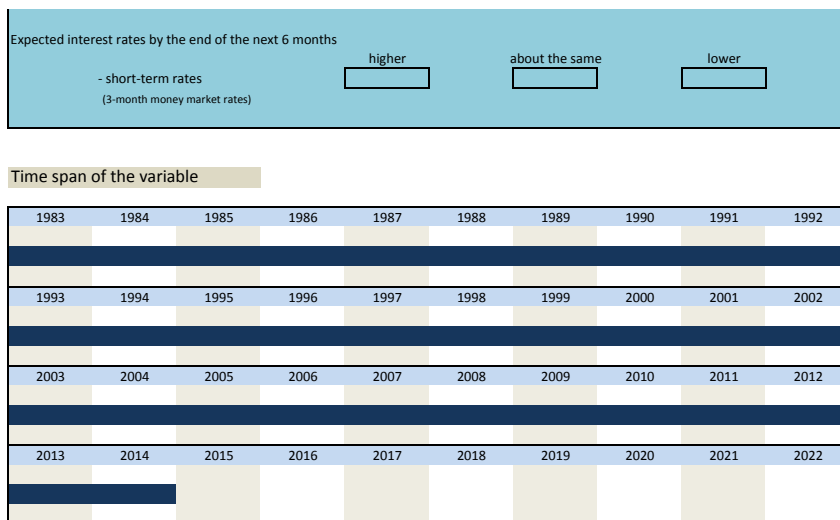
Time span of the variable

| | | | | | | | | | |
|------|------|------|------|------|------|------|------|------|------|
| 1983 | 1984 | 1985 | 1986 | 1987 | 1988 | 1989 | 1990 | 1991 | 1992 |
| 1993 | 1994 | 1995 | 1996 | 1997 | 1998 | 1999 | 2000 | 2001 | 2002 |
| 2003 | 2004 | 2005 | 2006 | 2007 | 2008 | 2009 | 2010 | 2011 | 2012 |
| 2013 | 2014 | 2015 | 2016 | 2017 | 2018 | 2019 | 2020 | 2021 | 2022 |

| Nr. | Name | Label | Survey period | Survey frequency |
|-------|------|--------------------------|---|---|
| 2.16) | irst | interest rate short-term | 1983 from 1984 to 1988 from 1989 to present | Mar, Aug Mar, Jun, Oct Jan, Apr, Jul, Oct |

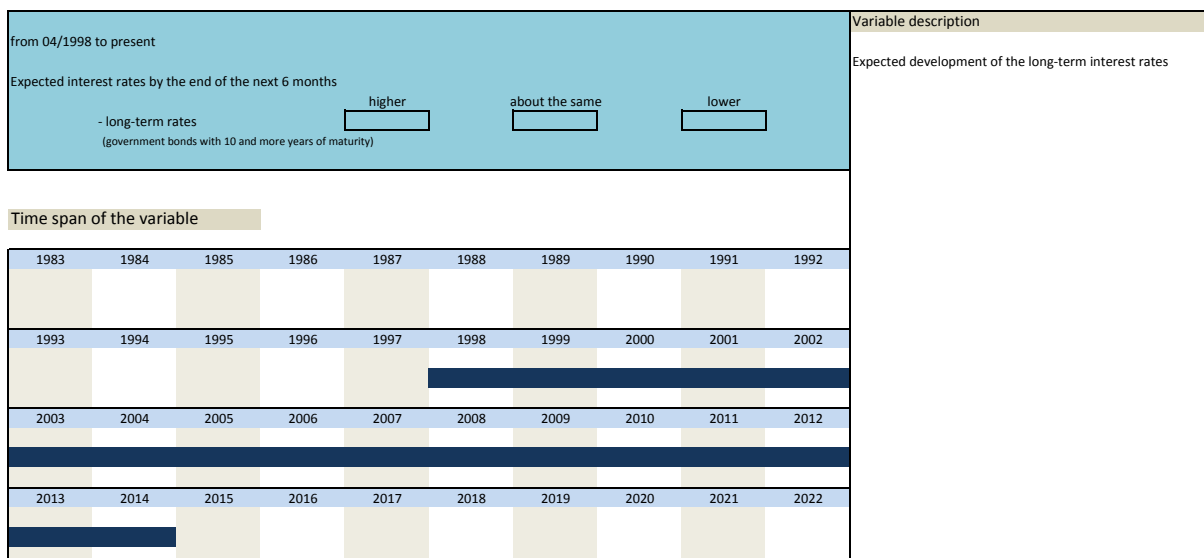
Wording of the question

| Variable description |
|--|
| <p>from 03/1983 to 04/1991</p> <p>Expected development of short-term interest rates within the next 6-12 months</p> <p style="text-align: center;"> <input type="checkbox"/> increase <input type="checkbox"/> no change <input type="checkbox"/> decrease </p> <p>from 07/1991 to 01/1998</p> <p>Expected short-term interest rates by the end of the next 6 months</p> <p style="text-align: center;"> <input type="checkbox"/> higher <input type="checkbox"/> about the same <input type="checkbox"/> lower </p> <p>from 04/1998 to present</p> |
| <p>Expected development of the short-term interest rates</p> |



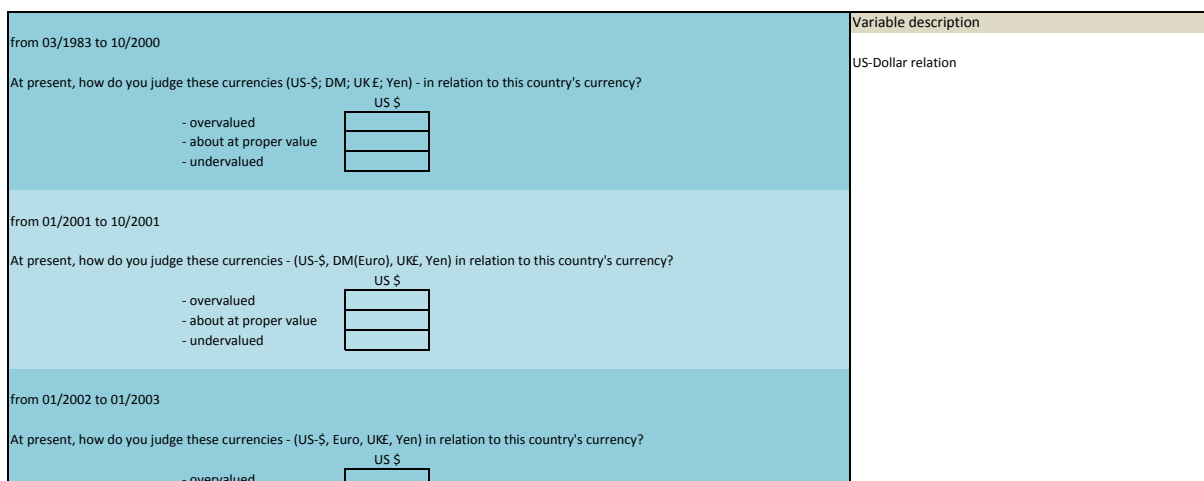
| Nr. | Name | Label | Survey period | Survey frequency |
|-------|------|-------------------------|-------------------------|--------------------|
| 2.17) | irlt | interest rate long-term | from 04/1998 to present | Jan, Apr, Jul, Oct |

Wording of the question



| Nr. | Name | Label | Survey period | Survey frequency |
|-------|------|------------------|---|---|
| 2.18) | cuus | currencies US \$ | 1983 from 1984 to 1988 from 1989 to present | Mar, Aug Mar, Jun, Oct Jan, Apr, Jul, Oct |

Wording of the question



- about at proper value

- undervalued

from 04/2003 to present

At present, in relation to this country's currency the following currencies (US\$, Euro, UK£, Yen) are...

US\$

- overvalued

- about at proper value

- undervalued

Time span of the variable

| | | | | | | | | | |
|------|------|------|------|------|------|------|------|------|------|
| 1983 | 1984 | 1985 | 1986 | 1987 | 1988 | 1989 | 1990 | 1991 | 1992 |
| 1993 | 1994 | 1995 | 1996 | 1997 | 1998 | 1999 | 2000 | 2001 | 2002 |
| 2003 | 2004 | 2005 | 2006 | 2007 | 2008 | 2009 | 2010 | 2011 | 2012 |
| 2013 | 2014 | 2015 | 2016 | 2017 | 2018 | 2019 | 2020 | 2021 | 2022 |

| Nr. | Name | Label | Survey period | Survey frequency |
|-------|------|---|---|---|
| 2.19) | cude | currencies DM / Euro-DM (10/2000) / DM-Euro (1/2001-10/2001) / Euro (from 1/2002) | 1983 from 1984 to 1988 from 1989 to present | Mar, Aug Mar, Jun, Oct Jan, Apr, Jul, Oct |

Wording of the question

from 03/1983 to 10/2000

At present, how do you judge these currencies (US-\$; DM; UK£; Yen) - in relation to this country's currency?

DM

- overvalued

- about at proper value

- undervalued

from 01/2001 to 10/2001

At present, how do you judge these currencies - (US-\$, DM(Euro), UK£, Yen) in relation to this country's currency?

DM (Euro)

- overvalued

- about at proper value

- undervalued

from 01/2002 to 01/2003

At present, how do you judge these currencies - (US-\$, Euro, UK£, Yen) in relation to this country's currency?

Euro

- overvalued

- about at proper value

- undervalued

from 04/2003 to present

At present, in relation to this country's currency the following currencies (US\$, Euro, UK£, Yen) are...

Euro

- overvalued

- about at proper value

- undervalued

Variable description

DM / Euro relation

Time span of the variable

| | | | | | | | | | |
|------|------|------|------|------|------|------|------|------|------|
| 1983 | 1984 | 1985 | 1986 | 1987 | 1988 | 1989 | 1990 | 1991 | 1992 |
| 1993 | 1994 | 1995 | 1996 | 1997 | 1998 | 1999 | 2000 | 2001 | 2002 |
| 2003 | 2004 | 2005 | 2006 | 2007 | 2008 | 2009 | 2010 | 2011 | 2012 |
| 2013 | 2014 | 2015 | 2016 | 2017 | 2018 | 2019 | 2020 | 2021 | 2022 |

| Nr. | Name | Label | Survey period | Survey frequency |
|-------|------|-----------------|---|---|
| 2.20) | cuuk | currencies UK L | 1983 from 1984 to 1988 from 1989 to present | Mar, Aug Mar, Jun, Oct Jan, Apr, Jul, Oct |

Wording of the question

| Variable description |
|------------------------|
| British Pound relation |

| |
|---|
| <p>from 03/1983 to 10/2000</p> <p>At present, how do you judge these currencies (US-\$; DM; UK £; Yen) - in relation to this country's currency?</p> <p style="text-align: center;">UK £</p> <p>- overvalued <input type="checkbox"/></p> <p>- about at proper value <input type="checkbox"/></p> <p>- undervalued <input type="checkbox"/></p> |
| <p>from 01/2001 to 10/2001</p> <p>At present, how do you judge these currencies - (US-\$, DM(Euro), UK £, Yen) in relation to this country's currency?</p> <p style="text-align: center;">UK £</p> <p>- overvalued <input type="checkbox"/></p> <p>- about at proper value <input type="checkbox"/></p> <p>- undervalued <input type="checkbox"/></p> |
| <p>from 01/2002 to 01/2003</p> <p>At present, how do you judge these currencies - (US-\$, Euro, UK £, Yen) in relation to this country's currency?</p> <p style="text-align: center;">UK £</p> <p>- overvalued <input type="checkbox"/></p> <p>- about at proper value <input type="checkbox"/></p> <p>- undervalued <input type="checkbox"/></p> |
| <p>from 04/2003 to present</p> <p>At present, in relation to this country's currency the following currencies (US\$, Euro, UK £, Yen) are...</p> <p style="text-align: center;">UK £</p> <p>- overvalued <input type="checkbox"/></p> <p>- about at proper value <input type="checkbox"/></p> <p>- undervalued <input type="checkbox"/></p> |

Time span of the variable

| | | | | | | | | | |
|------|------|------|------|------|------|------|------|------|------|
| 1983 | 1984 | 1985 | 1986 | 1987 | 1988 | 1989 | 1990 | 1991 | 1992 |
| 1993 | 1994 | 1995 | 1996 | 1997 | 1998 | 1999 | 2000 | 2001 | 2002 |
| 2003 | 2004 | 2005 | 2006 | 2007 | 2008 | 2009 | 2010 | 2011 | 2012 |
| 2013 | 2014 | 2015 | 2016 | 2017 | 2018 | 2019 | 2020 | 2021 | 2022 |

| Nr. | Name | Label | Survey period | Survey frequency |
|-------|------|----------------|---|---|
| 2.21) | cujp | currencies YEN | 1983 from 1984 to 1988 from 1989 to present | Mar, Aug Mar, Jun, Oct Jan, Apr, Jul, Oct |

Wording of the question

| Variable description |
|-----------------------|
| Japanese Yen relation |

| |
|--|
| <p>from 03/1983 to 10/2000</p> <p>At present, how do you judge these currencies (US-\$; DM; UK £; Yen) - in relation to this country's currency?</p> <p style="text-align: center;">Yen</p> <p>- overvalued <input type="checkbox"/></p> <p>- about at proper value <input type="checkbox"/></p> <p>- undervalued <input type="checkbox"/></p> |
| <p>from 01/2001 to 10/2001</p> <p>At present, how do you judge these currencies - (US-\$, DM(Euro), UK £, Yen) in relation to this country's currency?</p> <p style="text-align: center;">Yen</p> <p>- overvalued <input type="checkbox"/></p> <p>- about at proper value <input type="checkbox"/></p> <p>- undervalued <input type="checkbox"/></p> |

from 01/2002 to 01/2003

At present, how do you judge these currencies - (US-\$, Euro, UK£, Yen) in relation to this country's currency?

Yen

- overvalued

- about at proper value

- undervalued

from 04/2003 to present

At present, in relation to this country's currency the following currencies (US\$, Euro, UK£, Yen) are...

Yen

- overvalued

- about at proper value

- undervalued

Time span of the variable

| | | | | | | | | | |
|------|------|------|------|------|------|------|------|------|------|
| 1983 | 1984 | 1985 | 1986 | 1987 | 1988 | 1989 | 1990 | 1991 | 1992 |
| | | | | | | | | | |
| 1993 | 1994 | 1995 | 1996 | 1997 | 1998 | 1999 | 2000 | 2001 | 2002 |
| | | | | | | | | | |
| 2003 | 2004 | 2005 | 2006 | 2007 | 2008 | 2009 | 2010 | 2011 | 2012 |
| | | | | | | | | | |
| 2013 | 2014 | 2015 | 2016 | 2017 | 2018 | 2019 | 2020 | 2021 | 2022 |
| | | | | | | | | | |

| Nr. | Name | Label | Survey period | Survey frequency |
|-------|------|----------------|------------------------------------|-------------------------------------|
| 2.22) | vaus | value of US \$ | 1984, 1988 from 1989 to present | Mar, Jun, Oct Jan, Apr, Jul, Oct |

Wording of the question

from 04/1990* to 04/1991

The value of the US-\$ in relation to this country's currency is expected in the next 6 months to

increase remain unchanged decrease

from 07/1991 to present

The value of the US-\$ in relation to this country's currency by the end of the next 6 months will be

higher about the same lower

Variable description

Development of the US-Dollar relation

* was a special question before 04/1990

Time span of the variable

| | | | | | | | | | |
|------|------|------|------|------|------|------|------|------|------|
| 1983 | 1984 | 1985 | 1986 | 1987 | 1988 | 1989 | 1990 | 1991 | 1992 |
| | | | | | | | | | |
| 1993 | 1994 | 1995 | 1996 | 1997 | 1998 | 1999 | 2000 | 2001 | 2002 |
| | | | | | | | | | |
| 2003 | 2004 | 2005 | 2006 | 2007 | 2008 | 2009 | 2010 | 2011 | 2012 |
| | | | | | | | | | |
| 2013 | 2014 | 2015 | 2016 | 2017 | 2018 | 2019 | 2020 | 2021 | 2022 |
| | | | | | | | | | |

| Nr. | Name | Label | Survey period | Survey frequency |
|-------|------|-----------------------|----------------------|--------------------|
| 2.23) | dspl | domestic share prices | from 1998 to present | Jan, Apr, Jul, Oct |

Wording of the question

from 04/1998 to present

The level of domestic share prices by the end of the next 6 months will be

higher about the same lower

Variable description

Stock prices level after the next 6 months

- insufficient demand not relevant *

from 04/2003 to present

Please try to assess the **importance** of the following **problems** the economy of your country is facing **at present**

- insufficient demand very important** important** not so important

Time span of the variable

| | | | | | | | | | |
|------|------|------|------|------|------|------|------|------|------|
| 1983 | 1984 | 1985 | 1986 | 1987 | 1988 | 1989 | 1990 | 1991 | 1992 |
| 1993 | 1994 | 1995 | 1996 | 1997 | 1998 | 1999 | 2000 | 2001 | 2002 |
| 2003 | 2004 | 2005 | 2006 | 2007 | 2008 | 2009 | 2010 | 2011 | 2012 |
| 2013 | 2014 | 2015 | 2016 | 2017 | 2018 | 2019 | 2020 | 2021 | 2022 |

| Nr. | Name | Label | Survey period | Survey frequency |
|-------|------|----------------------|--|---|
| 2.26) | ep03 | problem unemployment | 1983 from 1984 to 1988 from 1989 to Jan 2002 from Apr 2002 to present | Mar, Aug Mar, Jun, Oct Jan, Apr, Jul, Oct Apr, Oct |

Wording of the question

| | |
|--|---|
| <p>from 03/1983 to 04/1991</p> <p>The most important problems for the economy in this country are at present</p> <p>- unemployment <input type="checkbox"/></p> | <p>Variable description</p> <p>Most important problems - Unemployment</p> <p>* the word "so" was omitted in 04/1998 and 07/1998; "not relevant" was omitted in 04/2002 and 10/2002</p> <p>** "most important" was used instead of "very important" and "also very important" was used instead of "important" in 10/2003</p> |
| <p>from 07/1991 to 10/2002</p> <p>Please try to assess the importance of the following problems the economy of your country is facing at present</p> <p>- unemployment <input type="checkbox"/> most important <input type="checkbox"/> also very important <input type="checkbox"/> not so important / not relevant * <input type="checkbox"/></p> | |
| <p>from 04/2003 to present</p> <p>Please try to assess the importance of the following problems the economy of your country is facing at present</p> <p>- unemployment <input type="checkbox"/> very important** <input type="checkbox"/> important** <input type="checkbox"/> not so important <input type="checkbox"/></p> | |

Time span of the variable

| | | | | | | | | | |
|------|------|------|------|------|------|------|------|------|------|
| 1983 | 1984 | 1985 | 1986 | 1987 | 1988 | 1989 | 1990 | 1991 | 1992 |
| 1993 | 1994 | 1995 | 1996 | 1997 | 1998 | 1999 | 2000 | 2001 | 2002 |
| 2003 | 2004 | 2005 | 2006 | 2007 | 2008 | 2009 | 2010 | 2011 | 2012 |
| 2013 | 2014 | 2015 | 2016 | 2017 | 2018 | 2019 | 2020 | 2021 | 2022 |

| Nr. | Name | Label | Survey period | Survey frequency |
|-------|------|-------------------|--|---|
| 2.27) | ep04 | problem inflation | 1983 from 1984 to 1988 from 1989 to Jan 2002 from Apr 2002 to present | Mar, Aug Mar, Jun, Oct Jan, Apr, Jul, Oct Apr, Oct |

Wording of the question

| | |
|-------------------------|----------------------|
| from 03/1983 to 04/1991 | Variable description |
|-------------------------|----------------------|

| | | | | | | | | | | | | | | | | | | | | | | | | | | | | | | | | | | | | | | | | | | | | | | | | | | | | | | | | | | | | | | | | | | | | | | | | | | | | | | | | | | |
|---|------|---|------|------|------|------|------|------|------|------|------|------|--|--|--|--|--|--|--|--|--|--|------|------|------|------|------|------|------|------|------|------|--|--|--|--|--|--|--|--|--|--|------|------|------|------|------|------|------|------|------|------|--|--|--|--|--|--|--|--|--|--|------|------|------|------|------|------|------|------|------|------|--|--|--|--|--|--|--|--|--|--|
| <p>The most important problems for the economy in this country are at present</p> <p>- inflation <input type="text"/></p> | | <p>Most important problems - Inflation</p> <p>* the word "so" was omitted in 04/1998 and 07/1998; "not relevant" was omitted in 04/2002 and 10/2002</p> | | | | | | | | | | | | | | | | | | | | | | | | | | | | | | | | | | | | | | | | | | | | | | | | | | | | | | | | | | | | | | | | | | | | | | | | | | | | | | | | |
| <p>from 07/1991 to 10/2002</p> <p>Please try to assess the importance of the following problems the economy of your country is facing at present</p> <p>most important also very important not so important / not relevant *</p> <p>- inflation <input type="text"/> <input type="text"/> <input type="text"/></p> | | <p>** "most important" was used instead of "very important" and "also very important" was used instead of "important" in 10/2003</p> | | | | | | | | | | | | | | | | | | | | | | | | | | | | | | | | | | | | | | | | | | | | | | | | | | | | | | | | | | | | | | | | | | | | | | | | | | | | | | | | |
| <p>from 04/2003 to present</p> <p>Please try to assess the importance of the following problems the economy of your country is facing at present</p> <p>very important** important** not so important</p> <p>- inflation <input type="text"/> <input type="text"/> <input type="text"/></p> | | | | | | | | | | | | | | | | | | | | | | | | | | | | | | | | | | | | | | | | | | | | | | | | | | | | | | | | | | | | | | | | | | | | | | | | | | | | | | | | | | |
| <p>Time span of the variable</p> <table border="1"> <tr><td>1983</td><td>1984</td><td>1985</td><td>1986</td><td>1987</td><td>1988</td><td>1989</td><td>1990</td><td>1991</td><td>1992</td></tr> <tr><td></td><td></td><td></td><td></td><td></td><td></td><td></td><td></td><td></td><td></td></tr> <tr><td>1993</td><td>1994</td><td>1995</td><td>1996</td><td>1997</td><td>1998</td><td>1999</td><td>2000</td><td>2001</td><td>2002</td></tr> <tr><td></td><td></td><td></td><td></td><td></td><td></td><td></td><td></td><td></td><td></td></tr> <tr><td>2003</td><td>2004</td><td>2005</td><td>2006</td><td>2007</td><td>2008</td><td>2009</td><td>2010</td><td>2011</td><td>2012</td></tr> <tr><td></td><td></td><td></td><td></td><td></td><td></td><td></td><td></td><td></td><td></td></tr> <tr><td>2013</td><td>2014</td><td>2015</td><td>2016</td><td>2017</td><td>2018</td><td>2019</td><td>2020</td><td>2021</td><td>2022</td></tr> <tr><td></td><td></td><td></td><td></td><td></td><td></td><td></td><td></td><td></td><td></td></tr> </table> | | | 1983 | 1984 | 1985 | 1986 | 1987 | 1988 | 1989 | 1990 | 1991 | 1992 | | | | | | | | | | | 1993 | 1994 | 1995 | 1996 | 1997 | 1998 | 1999 | 2000 | 2001 | 2002 | | | | | | | | | | | 2003 | 2004 | 2005 | 2006 | 2007 | 2008 | 2009 | 2010 | 2011 | 2012 | | | | | | | | | | | 2013 | 2014 | 2015 | 2016 | 2017 | 2018 | 2019 | 2020 | 2021 | 2022 | | | | | | | | | | |
| 1983 | 1984 | 1985 | 1986 | 1987 | 1988 | 1989 | 1990 | 1991 | 1992 | | | | | | | | | | | | | | | | | | | | | | | | | | | | | | | | | | | | | | | | | | | | | | | | | | | | | | | | | | | | | | | | | | | | | | | | | |
| | | | | | | | | | | | | | | | | | | | | | | | | | | | | | | | | | | | | | | | | | | | | | | | | | | | | | | | | | | | | | | | | | | | | | | | | | | | | | | | | | | |
| 1993 | 1994 | 1995 | 1996 | 1997 | 1998 | 1999 | 2000 | 2001 | 2002 | | | | | | | | | | | | | | | | | | | | | | | | | | | | | | | | | | | | | | | | | | | | | | | | | | | | | | | | | | | | | | | | | | | | | | | | | |
| | | | | | | | | | | | | | | | | | | | | | | | | | | | | | | | | | | | | | | | | | | | | | | | | | | | | | | | | | | | | | | | | | | | | | | | | | | | | | | | | | | |
| 2003 | 2004 | 2005 | 2006 | 2007 | 2008 | 2009 | 2010 | 2011 | 2012 | | | | | | | | | | | | | | | | | | | | | | | | | | | | | | | | | | | | | | | | | | | | | | | | | | | | | | | | | | | | | | | | | | | | | | | | | |
| | | | | | | | | | | | | | | | | | | | | | | | | | | | | | | | | | | | | | | | | | | | | | | | | | | | | | | | | | | | | | | | | | | | | | | | | | | | | | | | | | | |
| 2013 | 2014 | 2015 | 2016 | 2017 | 2018 | 2019 | 2020 | 2021 | 2022 | | | | | | | | | | | | | | | | | | | | | | | | | | | | | | | | | | | | | | | | | | | | | | | | | | | | | | | | | | | | | | | | | | | | | | | | | |
| | | | | | | | | | | | | | | | | | | | | | | | | | | | | | | | | | | | | | | | | | | | | | | | | | | | | | | | | | | | | | | | | | | | | | | | | | | | | | | | | | | |

| Nr. | Name | Label | Survey period | Survey frequency |
|-------|------|-------------------------|--|---|
| 2.28) | ep05 | problem competitiveness | 1983 from 1984 to 1988 from 1989 to Jan 2002 from Apr 2002 to present | Mar, Aug Mar, Jun, Oct Jan, Apr, Jul, Oct Apr, Oct |

Wording of the question

| | | | | | | | | | | | | | | | | | | | | | | | | | | | | | | | | | | | | | | | | | | | | | | | | | | | | | | | | | | | | | | | | | | | | | | | | | | | | | | | | | | |
|---|------|---|------|------|------|------|------|------|------|------|------|------|--|--|--|--|--|--|--|--|--|--|------|------|------|------|------|------|------|------|------|------|--|--|--|--|--|--|--|--|--|--|------|------|------|------|------|------|------|------|------|------|--|--|--|--|--|--|--|--|--|--|------|------|------|------|------|------|------|------|------|------|--|--|--|--|--|--|--|--|--|--|
| <p>from 03/1983 to 04/1991</p> <p>The most important problems for the economy in this country are at present</p> <p>- lack of international competitiveness <input type="text"/></p> | | <p>Variable description</p> <p>Most important problems - Lack of international competitiveness</p> <p>* the word "so" was omitted in 04/1998 and 07/1998; "not relevant" was omitted in 04/2002 and 10/2002</p> | | | | | | | | | | | | | | | | | | | | | | | | | | | | | | | | | | | | | | | | | | | | | | | | | | | | | | | | | | | | | | | | | | | | | | | | | | | | | | | | |
| <p>from 07/1991 to 10/2002</p> <p>Please try to assess the importance of the following problems the economy of your country is facing at present</p> <p>most important also very important not so important / not relevant *</p> <p>- lack of international competitiveness <input type="text"/> <input type="text"/> <input type="text"/></p> | | <p>** "most important" was used instead of "very important" and "also very important" was used instead of "important" in 10/2003</p> | | | | | | | | | | | | | | | | | | | | | | | | | | | | | | | | | | | | | | | | | | | | | | | | | | | | | | | | | | | | | | | | | | | | | | | | | | | | | | | | |
| <p>from 04/2003 to present</p> <p>Please try to assess the importance of the following problems the economy of your country is facing at present</p> <p>very important** important** not so important</p> <p>- lack of international competitiveness <input type="text"/> <input type="text"/> <input type="text"/></p> | | | | | | | | | | | | | | | | | | | | | | | | | | | | | | | | | | | | | | | | | | | | | | | | | | | | | | | | | | | | | | | | | | | | | | | | | | | | | | | | | | |
| <p>Time span of the variable</p> <table border="1"> <tr><td>1983</td><td>1984</td><td>1985</td><td>1986</td><td>1987</td><td>1988</td><td>1989</td><td>1990</td><td>1991</td><td>1992</td></tr> <tr><td></td><td></td><td></td><td></td><td></td><td></td><td></td><td></td><td></td><td></td></tr> <tr><td>1993</td><td>1994</td><td>1995</td><td>1996</td><td>1997</td><td>1998</td><td>1999</td><td>2000</td><td>2001</td><td>2002</td></tr> <tr><td></td><td></td><td></td><td></td><td></td><td></td><td></td><td></td><td></td><td></td></tr> <tr><td>2003</td><td>2004</td><td>2005</td><td>2006</td><td>2007</td><td>2008</td><td>2009</td><td>2010</td><td>2011</td><td>2012</td></tr> <tr><td></td><td></td><td></td><td></td><td></td><td></td><td></td><td></td><td></td><td></td></tr> <tr><td>2013</td><td>2014</td><td>2015</td><td>2016</td><td>2017</td><td>2018</td><td>2019</td><td>2020</td><td>2021</td><td>2022</td></tr> <tr><td></td><td></td><td></td><td></td><td></td><td></td><td></td><td></td><td></td><td></td></tr> </table> | | | 1983 | 1984 | 1985 | 1986 | 1987 | 1988 | 1989 | 1990 | 1991 | 1992 | | | | | | | | | | | 1993 | 1994 | 1995 | 1996 | 1997 | 1998 | 1999 | 2000 | 2001 | 2002 | | | | | | | | | | | 2003 | 2004 | 2005 | 2006 | 2007 | 2008 | 2009 | 2010 | 2011 | 2012 | | | | | | | | | | | 2013 | 2014 | 2015 | 2016 | 2017 | 2018 | 2019 | 2020 | 2021 | 2022 | | | | | | | | | | |
| 1983 | 1984 | 1985 | 1986 | 1987 | 1988 | 1989 | 1990 | 1991 | 1992 | | | | | | | | | | | | | | | | | | | | | | | | | | | | | | | | | | | | | | | | | | | | | | | | | | | | | | | | | | | | | | | | | | | | | | | | | |
| | | | | | | | | | | | | | | | | | | | | | | | | | | | | | | | | | | | | | | | | | | | | | | | | | | | | | | | | | | | | | | | | | | | | | | | | | | | | | | | | | | |
| 1993 | 1994 | 1995 | 1996 | 1997 | 1998 | 1999 | 2000 | 2001 | 2002 | | | | | | | | | | | | | | | | | | | | | | | | | | | | | | | | | | | | | | | | | | | | | | | | | | | | | | | | | | | | | | | | | | | | | | | | | |
| | | | | | | | | | | | | | | | | | | | | | | | | | | | | | | | | | | | | | | | | | | | | | | | | | | | | | | | | | | | | | | | | | | | | | | | | | | | | | | | | | | |
| 2003 | 2004 | 2005 | 2006 | 2007 | 2008 | 2009 | 2010 | 2011 | 2012 | | | | | | | | | | | | | | | | | | | | | | | | | | | | | | | | | | | | | | | | | | | | | | | | | | | | | | | | | | | | | | | | | | | | | | | | | |
| | | | | | | | | | | | | | | | | | | | | | | | | | | | | | | | | | | | | | | | | | | | | | | | | | | | | | | | | | | | | | | | | | | | | | | | | | | | | | | | | | | |
| 2013 | 2014 | 2015 | 2016 | 2017 | 2018 | 2019 | 2020 | 2021 | 2022 | | | | | | | | | | | | | | | | | | | | | | | | | | | | | | | | | | | | | | | | | | | | | | | | | | | | | | | | | | | | | | | | | | | | | | | | | |
| | | | | | | | | | | | | | | | | | | | | | | | | | | | | | | | | | | | | | | | | | | | | | | | | | | | | | | | | | | | | | | | | | | | | | | | | | | | | | | | | | | |

| Nr. | Name | Label | Survey period | Survey frequency |
|-------|------|------------------------|--|---|
| 2.29) | ep06 | problem trade barriers | 1983 from 1984 to 1988 from 1989 to Jan 2002 from Apr 2002 to present | Mar, Aug Mar, Jun, Oct Jan, Apr, Jul, Oct Apr, Oct |

Wording of the question

| Variable description |
|--|
| <p>from 03/1983 to 04/1991</p> <p>The most important problems for the economy in this country are at present</p> <p>- trade barriers to exports <input type="text"/></p> |
| <p>from 07/1991 to 10/2002</p> <p>Please try to assess the importance of the following problems the economy of your country is facing at present</p> <p>most important also very important not so important / not relevant *</p> <p>- trade barriers to exports <input type="text"/> <input type="text"/> <input type="text"/></p> |
| <p>from 04/2003 to present</p> <p>Please try to assess the importance of the following problems the economy of your country is facing at present</p> <p>very important** important** not so important</p> <p>- trade barriers to exports <input type="text"/> <input type="text"/> <input type="text"/></p> |

Most important problems - Trade barriers to exports

* the word "so" was omitted in 04/1998 and 07/1998; "not relevant" was omitted in 04/2002 and 10/2002

** "most important" was used instead of "very important" and "also very important" was used instead of "important" in 10/2003

Time span of the variable

| | | | | | | | | | |
|------|------|------|------|------|------|------|------|------|------|
| 1983 | 1984 | 1985 | 1986 | 1987 | 1988 | 1989 | 1990 | 1991 | 1992 |
| 1993 | 1994 | 1995 | 1996 | 1997 | 1998 | 1999 | 2000 | 2001 | 2002 |
| 2003 | 2004 | 2005 | 2006 | 2007 | 2008 | 2009 | 2010 | 2011 | 2012 |
| 2013 | 2014 | 2015 | 2016 | 2017 | 2018 | 2019 | 2020 | 2021 | 2022 |

| Nr. | Name | Label | Survey period | Survey frequency |
|-------|------|------------------------|--|---|
| 2.30) | ep07 | problem skilled labour | 1983 from 1984 to 1988 from 1989 to Jan 2002 from Apr 2002 to present | Mar, Aug Mar, Jun, Oct Jan, Apr, Jul, Oct Apr, Oct |

Wording of the question

| Variable description |
|---|
| <p>from 03/1983 to 04/1991</p> <p>The most important problems for the economy in this country are at present</p> <p>- lack of skilled labour <input type="text"/></p> |
| <p>from 07/1991 to 10/2002</p> <p>Please try to assess the importance of the following problems the economy of your country is facing at present</p> <p>most important also very important not so important / not relevant *</p> <p>- lack of skilled labour <input type="text"/> <input type="text"/> <input type="text"/></p> |
| <p>from 04/2003 to present</p> <p>Please try to assess the importance of the following problems the economy of your country is facing at present</p> <p>very important** important** not so important</p> <p>- lack of skilled labour <input type="text"/> <input type="text"/> <input type="text"/></p> |

Most important problems - Lack of skilled labour

* the word "so" was omitted in 04/1998 and 07/1998; "not relevant" was omitted in 04/2002 and 10/2002

** "most important" was used instead of "very important" and "also very important" was used instead of "important" in 10/2003

Time span of the variable

| | | | | | | | | | |
|------|------|------|------|------|------|------|------|------|------|
| 1983 | 1984 | 1985 | 1986 | 1987 | 1988 | 1989 | 1990 | 1991 | 1992 |
| 1993 | 1994 | 1995 | 1996 | 1997 | 1998 | 1999 | 2000 | 2001 | 2002 |

| | | | | | | | | | |
|------|------|------|------|------|------|------|------|------|------|
| 2003 | 2004 | 2005 | 2006 | 2007 | 2008 | 2009 | 2010 | 2011 | 2012 |
| 2013 | 2014 | 2015 | 2016 | 2017 | 2018 | 2019 | 2020 | 2021 | 2022 |

| Nr. | Name | Label | Survey period | Survey frequency |
|-------|------|-------------------------|--|---|
| 2.31) | ep08 | problem public deficits | from 1984 to 1988 from 1989 to Jan 2002 from Apr 2002 to present | Mar, Jun, Oct Jan, Apr, Jul, Oct Apr, Oct |

Wording of the question

| Variable description |
|--|
| <p>from 02/1984 to 04/1991</p> <p>The most important problems for the economy in this country are at present</p> <p>- public deficits <input type="text"/></p> |
| <p>from 07/1991 to 10/2002</p> <p>Please try to assess the importance of the following problems the economy of your country is facing at present</p> <p>most important also very important not so important / not relevant *</p> <p>- public deficits <input type="text"/> <input type="text"/> <input type="text"/></p> |
| <p>from 04/2003 to present</p> <p>Please try to assess the importance of the following problems the economy of your country is facing at present</p> <p>very important** important** not so important</p> <p>- public deficits <input type="text"/> <input type="text"/> <input type="text"/></p> |

Time span of the variable

| | | | | | | | | | |
|------|------|------|------|------|------|------|------|------|------|
| 1983 | 1984 | 1985 | 1986 | 1987 | 1988 | 1989 | 1990 | 1991 | 1992 |
| 1993 | 1994 | 1995 | 1996 | 1997 | 1998 | 1999 | 2000 | 2001 | 2002 |
| 2003 | 2004 | 2005 | 2006 | 2007 | 2008 | 2009 | 2010 | 2011 | 2012 |
| 2013 | 2014 | 2015 | 2016 | 2017 | 2018 | 2019 | 2020 | 2021 | 2022 |

| Nr. | Name | Label | Survey period | Survey frequency |
|-------|------|-----------------------|--|---|
| 2.32) | ep09 | problem foreign debts | from 1984 to 1988 from 1989 to Jan 2002 from Apr 2002 to present | Mar, Jun, Oct Jan, Apr, Jul, Oct Apr, Oct |

Wording of the question

| Variable description |
|--|
| <p>from 02/1984 to 04/1991</p> <p>The most important problems for the economy in this country are at present</p> <p>- foreign debts <input type="text"/></p> |
| <p>from 07/1991 to 10/2002</p> <p>Please try to assess the importance of the following problems the economy of your country is facing at present</p> <p>most important also very important not so important / not relevant *</p> <p>- foreign debts <input type="text"/> <input type="text"/> <input type="text"/></p> |
| <p>from 04/2003 to present</p> <p>Please try to assess the importance of the following problems the economy of your country is facing at present</p> <p>very important** important** not so important</p> <p>- foreign debts <input type="text"/> <input type="text"/> <input type="text"/></p> |

Time span of the variable

| | | | | | | | | | |
|------|------|------|------|------|------|------|------|------|------|
| 1983 | 1984 | 1985 | 1986 | 1987 | 1988 | 1989 | 1990 | 1991 | 1992 |
| 1993 | 1994 | 1995 | 1996 | 1997 | 1998 | 1999 | 2000 | 2001 | 2002 |
| 2003 | 2004 | 2005 | 2006 | 2007 | 2008 | 2009 | 2010 | 2011 | 2012 |
| 2013 | 2014 | 2015 | 2016 | 2017 | 2018 | 2019 | 2020 | 2021 | 2022 |

| Nr. | Name | Label | Survey period | Survey frequency |
|-------|------|--------------------------|---|--------------------------------|
| 2.33) | ep10 | problem capital shortage | from 1990 to Jan 2002 from Apr 2002 to present | Jan, Apr, Jul, Oct Apr, Oct |

Wording of the question

| Variable description |
|---|
| <p>from 04/1990 to 04/1991</p> <p>The most important problems for the economy in this country are at present</p> <p>- capital shortage <input type="text"/></p> |
| <p>from 07/1991 to 10/2002</p> <p>Please try to assess the importance of the following problems the economy of your country is facing at present</p> <p>most important also very important not so important / not relevant *</p> <p>- capital shortage <input type="text"/> <input type="text"/> <input type="text"/></p> |
| <p>from 04/2003 to present</p> <p>Please try to assess the importance of the following problems the economy of your country is facing at present</p> <p>very important** important** not so important</p> <p>- capital shortage <input type="text"/> <input type="text"/> <input type="text"/></p> |

Most important problems - Capital shortage

* the word "so" was omitted in 04/1998 and 07/1998; "not relevant" was omitted in 04/2002 and 10/2002

** "most important" was used instead of "very important" and "also very important" was used instead of "important" in 10/2003

Time span of the variable

| | | | | | | | | | |
|------|------|------|------|------|------|------|------|------|------|
| 1983 | 1984 | 1985 | 1986 | 1987 | 1988 | 1989 | 1990 | 1991 | 1992 |
| 1993 | 1994 | 1995 | 1996 | 1997 | 1998 | 1999 | 2000 | 2001 | 2002 |
| 2003 | 2004 | 2005 | 2006 | 2007 | 2008 | 2009 | 2010 | 2011 | 2012 |
| 2013 | 2014 | 2015 | 2016 | 2017 | 2018 | 2019 | 2020 | 2021 | 2022 |

| Nr. | Name | Label | Survey period | Survey frequency |
|-------|------|---------------------------------------|--|---|
| 2.34) | cfi1 | climate foreign investors, at present | 1983 from 1984 to 1988 from 1989 to 1990 | Mar, Aug Mar, Jun, Oct Jan, Apr, Jul, Oct |

Wording of the question

| |
|--|
| <p>from 03/1983 to 04/1991</p> <p>The climate for foreign investors in the industrial sector of this country at present is in general</p> <p>favourable neither / none unfavourable</p> <p><input type="text"/> <input type="text"/> <input type="text"/></p> |
|--|

Climate for foreign investors (in present)

Time span of the variable

| | | | | | | | | | |
|------|------|------|------|------|------|------|------|------|------|
| 1983 | 1984 | 1985 | 1986 | 1987 | 1988 | 1989 | 1990 | 1991 | 1992 |
| 1993 | 1994 | 1995 | 1996 | 1997 | 1998 | 1999 | 2000 | 2001 | 2002 |

| | | | | | | | | | |
|------|------|------|------|------|------|------|------|------|------|
| 2003 | 2004 | 2005 | 2006 | 2007 | 2008 | 2009 | 2010 | 2011 | 2012 |
| 2013 | 2014 | 2015 | 2016 | 2017 | 2018 | 2019 | 2020 | 2021 | 2022 |

| Nr. | Name | Label | Survey period | Survey frequency |
|-------|------|--|--|---|
| 2.35) | cfi2 | climate foreign investors, next 6 months | 1983 from 1984 to 1988 from 1989 to 1991 | Mar, Aug Mar, Jun, Oct Jan, Apr, Jul, Oct |

Wording of the question

| Variable description |
|--|
| <p>from 03/1983 to 01/1990</p> <p>The climate for foreign investors in the industrial sector of this country from now: expected development for the next 6 to 12 months</p> <p style="text-align: center;"> <input type="checkbox"/> improvement <input type="checkbox"/> no change <input type="checkbox"/> decrease </p> <p>from 04/1990 to 04/1991</p> <p>The climate for foreign investors in the industrial sector of this country from now: expected development for the next 6 to 12 months</p> <p style="text-align: center;"> <input type="checkbox"/> improvement <input type="checkbox"/> no change <input type="checkbox"/> deterioration </p> |

Time span of the variable

| | | | | | | | | | |
|------|------|------|------|------|------|------|------|------|------|
| 1983 | 1984 | 1985 | 1986 | 1987 | 1988 | 1989 | 1990 | 1991 | 1992 |
| 1993 | 1994 | 1995 | 1996 | 1997 | 1998 | 1999 | 2000 | 2001 | 2002 |
| 2003 | 2004 | 2005 | 2006 | 2007 | 2008 | 2009 | 2010 | 2011 | 2012 |
| 2013 | 2014 | 2015 | 2016 | 2017 | 2018 | 2019 | 2020 | 2021 | 2022 |

| Nr. | Name | Label | Survey period | Survey frequency |
|-------|------|--|---|--------------------------------|
| 2.36) | cfi3 | climate foreign investors, at present, legal | from 1991 to 2001 from 2002 to present | Jan, Apr, Jul, Oct Jan, Jul |

Wording of the question

| Variable description |
|---|
| <p>from 07/1991 to present</p> <p>Please try to assess the importance of the following factors which influence the climate for foreign investors in this country:</p> <p style="text-align: center;"> <input type="checkbox"/> absent <input type="checkbox"/> low <input type="checkbox"/> high </p> <p>At present, - legal/administrative restrictions for foreign firms to invest in this country and/or to repatriate profits are</p> |

Time span of the variable

| | | | | | | | | | |
|------|------|------|------|------|------|------|------|------|------|
| 1983 | 1984 | 1985 | 1986 | 1987 | 1988 | 1989 | 1990 | 1991 | 1992 |
| 1993 | 1994 | 1995 | 1996 | 1997 | 1998 | 1999 | 2000 | 2001 | 2002 |
| 2003 | 2004 | 2005 | 2006 | 2007 | 2008 | 2009 | 2010 | 2011 | 2012 |
| 2013 | 2014 | 2015 | 2016 | 2017 | 2018 | 2019 | 2020 | 2021 | 2022 |

| Nr. | Name | Label | Survey period | Survey frequency |
|-----|------|-------|---------------|------------------|
|-----|------|-------|---------------|------------------|

| | | | | |
|-------|------|--|---|--------------------------------|
| 2.37) | cfi4 | climate foreign investors, at present, political | from 1991 to 2001 from 2002 to present | Jan, Apr, Jul, Oct Jan, Jul |
|-------|------|--|---|--------------------------------|

Wording of the question

| Variable description |
|---|
| Climate for foreign investors (in present, politically) |

from 07/1991 to present

Please try to assess the importance of the following factors which influence **the climate for foreign investors** in this country:

absent low high

At present,
- political instability is

Time span of the variable

| | | | | | | | | | |
|------|------|------|------|------|------|------|------|------|------|
| 1983 | 1984 | 1985 | 1986 | 1987 | 1988 | 1989 | 1990 | 1991 | 1992 |
| 1993 | 1994 | 1995 | 1996 | 1997 | 1998 | 1999 | 2000 | 2001 | 2002 |
| 2003 | 2004 | 2005 | 2006 | 2007 | 2008 | 2009 | 2010 | 2011 | 2012 |
| 2013 | 2014 | 2015 | 2016 | 2017 | 2018 | 2019 | 2020 | 2021 | 2022 |

| Nr. | Name | Label | Survey period | Survey frequency |
|-----|------|-------|---------------|------------------|
|-----|------|-------|---------------|------------------|

| | | | | |
|-------|------|---|---|--------------------------------|
| 2.38) | cfi5 | climate foreign investors, next 6 months, legal | from 1991 to 2001 from 2002 to present | Jan, Apr, Jul, Oct Jan, Jul |
|-------|------|---|---|--------------------------------|

Wording of the question

| Variable description |
|---|
| Climate for foreign investors (in the next 6 months, legally) |

from 07/1991 to present

Please try to assess the importance of the following factors which influence **the climate for foreign investors** in this country:

lower about the same higher

By the end of the next 6 months,
- legal/administrative restrictions for foreign firms to invest in this country and/or to repatriate profits will be

Time span of the variable

| | | | | | | | | | |
|------|------|------|------|------|------|------|------|------|------|
| 1983 | 1984 | 1985 | 1986 | 1987 | 1988 | 1989 | 1990 | 1991 | 1992 |
| 1993 | 1994 | 1995 | 1996 | 1997 | 1998 | 1999 | 2000 | 2001 | 2002 |
| 2003 | 2004 | 2005 | 2006 | 2007 | 2008 | 2009 | 2010 | 2011 | 2012 |
| 2013 | 2014 | 2015 | 2016 | 2017 | 2018 | 2019 | 2020 | 2021 | 2022 |

| Nr. | Name | Label | Survey period | Survey frequency |
|-----|------|-------|---------------|------------------|
|-----|------|-------|---------------|------------------|

| | | | | |
|-------|------|---|---|--------------------------------|
| 2.39) | cfi6 | climate foreign investors, next 6 months, political | from 1991 to 2001 from 2002 to present | Jan, Apr, Jul, Oct Jan, Jul |
|-------|------|---|---|--------------------------------|

Wording of the question

| Variable description |
|---|
| Climate for foreign investors (in the next 6 months, politically) |

from 07/1991 to present

Please try to assess the importance of the following factors which influence **the climate for foreign investors** in this country:

lower about the same higher

By the end of the next 6 months,
- political instability will be

Time span of the variable

| | | | | | | | | | |
|------|------|------|------|------|------|------|------|------|------|
| 1983 | 1984 | 1985 | 1986 | 1987 | 1988 | 1989 | 1990 | 1991 | 1992 |
| 1993 | 1994 | 1995 | 1996 | 1997 | 1998 | 1999 | 2000 | 2001 | 2002 |
| 2003 | 2004 | 2005 | 2006 | 2007 | 2008 | 2009 | 2010 | 2011 | 2012 |
| 2013 | 2014 | 2015 | 2016 | 2017 | 2018 | 2019 | 2020 | 2021 | 2022 |

| Nr. | Name | Label | Survey period | Survey frequency |
|-----|------|-------|---------------|------------------|
|-----|------|-------|---------------|------------------|

2.40) **imep** important measures of economic policy from 1992 to 2003 Jan, Jul*

Wording of the question

| | |
|--|---|
| <p>from 04/1990 to 07/1991</p> <p>Are there any important measures of economic policy to be expected in this country for the next 6 to 12 months? (Example: devaluation, import restrictions etc.)</p> <p style="text-align: center;">no <input type="checkbox"/> yes <input type="checkbox"/></p> | <p>Variable description</p> <p>Important measures of economic policy</p> <p>* except for 07/1998, 07/2002, 07/2003</p> |
| <p>from 01/1992 to 01/2003</p> <p>Are there any important measures of economic policy to be expected in this country for the next 6 months? (Example: devaluation, import restrictions etc.)</p> <p style="text-align: center;">no <input type="checkbox"/> yes <input type="checkbox"/></p> | |

Time span of the variable

| | | | | | | | | | |
|------|------|------|------|------|------|------|------|------|------|
| 1983 | 1984 | 1985 | 1986 | 1987 | 1988 | 1989 | 1990 | 1991 | 1992 |
| 1993 | 1994 | 1995 | 1996 | 1997 | 1998 | 1999 | 2000 | 2001 | 2002 |
| 2003 | 2004 | 2005 | 2006 | 2007 | 2008 | 2009 | 2010 | 2011 | 2012 |
| 2013 | 2014 | 2015 | 2016 | 2017 | 2018 | 2019 | 2020 | 2021 | 2022 |

| Nr. | Name | Label | Survey period | Survey frequency |
|-----|------|-------|---------------|------------------|
|-----|------|-------|---------------|------------------|

2.41) **cstrcred** constraint on supply of bank credit to firms from 2013 Jan, Jul

Wording of the question

| | | | | | | | |
|--|----------------------------------|----------------------------------|--------------------------------|--------------------------|--------------------------|--------------------------|------------------------------------|
| <p>from 01/2013</p> <p>At present, to what extent is the supply of bank credit to firms in this country constrained by bank-specific factors (for example banks' health or banking regulation)?</p> <table border="1" style="margin-left: auto; margin-right: auto;"> <tr> <td style="text-align: center;">not constrained [1]</td> <td style="text-align: center;">moderately constrained [2]</td> <td style="text-align: center;">strongly constrained [3]</td> </tr> <tr> <td style="text-align: center;"><input type="checkbox"/></td> <td style="text-align: center;"><input type="checkbox"/></td> <td style="text-align: center;"><input type="checkbox"/></td> </tr> </table> | not constrained [1] | moderately constrained [2] | strongly constrained [3] | <input type="checkbox"/> | <input type="checkbox"/> | <input type="checkbox"/> | <p>Variable description</p> |
| not constrained [1] | moderately constrained [2] | strongly constrained [3] | | | | | |
| <input type="checkbox"/> | <input type="checkbox"/> | <input type="checkbox"/> | | | | | |

Time span of the variable

| | | | | | | | | | |
|------|------|------|------|------|------|------|------|------|------|
| 1983 | 1984 | 1985 | 1986 | 1987 | 1988 | 1989 | 1990 | 1991 | 1992 |
| 1993 | 1994 | 1995 | 1996 | 1997 | 1998 | 1999 | 2000 | 2001 | 2002 |

| | | | | | | | | | |
|------|------|------|------|------|------|------|------|------|------|
| 2003 | 2004 | 2005 | 2006 | 2007 | 2008 | 2009 | 2010 | 2011 | 2012 |
| 2013 | 2014 | 2015 | 2016 | 2017 | 2018 | 2019 | 2020 | 2021 | 2022 |

| Nr. | Name | Label | Survey period | Survey frequency |
|-------|------|---|--|-------------------|
| 2.42) | gdpn | growth of GDP (%) (with decimal points) | from 1984 to 1988 1989 from 1990 to present* | Mar Jul Apr |

Wording of the question

| | | | | | | | | | | | | | | | | | | | | | | | | | | | | | | | | | | | | | | | | | |
|--|--|------|------|------|------|------|------|------|------|------|------|------|------|------|------|------|------|------|------|------|------|------|------|------|------|------|------|------|------|------|------|------|------|------|------|------|------|------|------|------|--|
| <p>from 04/1990 to present</p> <p>Expected growth of real Gross Domestic Product (GDP) in XXXX/this year** (in %)</p> | <p>Variable description</p> <p>Expected real GDP growth</p> <p>* was asked as a special question before; except for 1998 when the question was asked as a special question on the Asian crisis</p> <p>**XXXX is the current year; "this year" is used since 2001</p> | | | | | | | | | | | | | | | | | | | | | | | | | | | | | | | | | | | | | | | | |
| <p>Time span of the variable</p> <table border="1"> <tr><td>1983</td><td>1984</td><td>1985</td><td>1986</td><td>1987</td><td>1988</td><td>1989</td><td>1990</td><td>1991</td><td>1992</td></tr> <tr><td>1993</td><td>1994</td><td>1995</td><td>1996</td><td>1997</td><td>1998</td><td>1999</td><td>2000</td><td>2001</td><td>2002</td></tr> <tr><td>2003</td><td>2004</td><td>2005</td><td>2006</td><td>2007</td><td>2008</td><td>2009</td><td>2010</td><td>2011</td><td>2012</td></tr> <tr><td>2013</td><td>2014</td><td>2015</td><td>2016</td><td>2017</td><td>2018</td><td>2019</td><td>2020</td><td>2021</td><td>2022</td></tr> </table> | 1983 | 1984 | 1985 | 1986 | 1987 | 1988 | 1989 | 1990 | 1991 | 1992 | 1993 | 1994 | 1995 | 1996 | 1997 | 1998 | 1999 | 2000 | 2001 | 2002 | 2003 | 2004 | 2005 | 2006 | 2007 | 2008 | 2009 | 2010 | 2011 | 2012 | 2013 | 2014 | 2015 | 2016 | 2017 | 2018 | 2019 | 2020 | 2021 | 2022 | |
| 1983 | 1984 | 1985 | 1986 | 1987 | 1988 | 1989 | 1990 | 1991 | 1992 | | | | | | | | | | | | | | | | | | | | | | | | | | | | | | | | |
| 1993 | 1994 | 1995 | 1996 | 1997 | 1998 | 1999 | 2000 | 2001 | 2002 | | | | | | | | | | | | | | | | | | | | | | | | | | | | | | | | |
| 2003 | 2004 | 2005 | 2006 | 2007 | 2008 | 2009 | 2010 | 2011 | 2012 | | | | | | | | | | | | | | | | | | | | | | | | | | | | | | | | |
| 2013 | 2014 | 2015 | 2016 | 2017 | 2018 | 2019 | 2020 | 2021 | 2022 | | | | | | | | | | | | | | | | | | | | | | | | | | | | | | | | |

| Nr. | Name | Label | Survey period | Survey frequency |
|-------|------|-----------------------------|------------------------------|------------------|
| 2.43) | gdpf | expected growth of real GDP | 1983 from 1984 to present | Aug Oct |

Wording of the question

| | | | | | | | | | | | | | | | | | | | |
|---|---------------------------------|----------------------------|------|------|------------------------------|------|------|--------------------------|------|------|----------------------------|-----|--|------------------------------|-----|--|---------------------------------|-----|----------------------|
| <p>from 08/1983 to 10/2001</p> <p>Expected average annual growth of real Gross Domestic Product (GDP) over the next 3 to 5 years (own estimate)</p> <table border="1"> <tr><td></td><td>High growth (it is.....%)</td><td>[1]</td></tr> <tr><td></td><td>Moderate growth (3 - 5 %)</td><td>[2]</td></tr> <tr><td></td><td>Low growth (1 - 2%)</td><td>[3]</td></tr> <tr><td></td><td>Stagnation</td><td>[4]</td></tr> <tr><td></td><td>Low decrease (1 - 2 %)</td><td>[5]</td></tr> <tr><td></td><td>High decrease (it is%)</td><td>[6]</td></tr> </table> | | High growth (it is.....%) | [1] | | Moderate growth (3 - 5 %) | [2] | | Low growth (1 - 2%) | [3] | | Stagnation | [4] | | Low decrease (1 - 2 %) | [5] | | High decrease (it is%) | [6] | Variable description |
| | High growth (it is.....%) | [1] | | | | | | | | | | | | | | | | | |
| | Moderate growth (3 - 5 %) | [2] | | | | | | | | | | | | | | | | | |
| | Low growth (1 - 2%) | [3] | | | | | | | | | | | | | | | | | |
| | Stagnation | [4] | | | | | | | | | | | | | | | | | |
| | Low decrease (1 - 2 %) | [5] | | | | | | | | | | | | | | | | | |
| | High decrease (it is%) | [6] | | | | | | | | | | | | | | | | | |
| <p>from 10/2002 to present</p> <p>Expected average annual growth of real Gross Domestic Product (GDP) over the next 3 to 5 years (own estimate)</p> <table border="1"> <tr><td></td><td>High growth (more than 5%)</td><td>[1]</td></tr> <tr><td></td><td>Moderate growth (2.5 to 5 %)</td><td>[2]</td></tr> <tr><td></td><td>Low growth (0.6 to 2.4%)</td><td>[3]</td></tr> <tr><td></td><td>Stagnation (-0.5 to +0.5%)</td><td>[4]</td></tr> <tr><td></td><td>Low decrease (-2.4 to -0.6%)</td><td>[5]</td></tr> <tr><td></td><td>High decrease (more than -2.5%)</td><td>[6]</td></tr> </table> | | High growth (more than 5%) | [1] | | Moderate growth (2.5 to 5 %) | [2] | | Low growth (0.6 to 2.4%) | [3] | | Stagnation (-0.5 to +0.5%) | [4] | | Low decrease (-2.4 to -0.6%) | [5] | | High decrease (more than -2.5%) | [6] | |
| | High growth (more than 5%) | [1] | | | | | | | | | | | | | | | | | |
| | Moderate growth (2.5 to 5 %) | [2] | | | | | | | | | | | | | | | | | |
| | Low growth (0.6 to 2.4%) | [3] | | | | | | | | | | | | | | | | | |
| | Stagnation (-0.5 to +0.5%) | [4] | | | | | | | | | | | | | | | | | |
| | Low decrease (-2.4 to -0.6%) | [5] | | | | | | | | | | | | | | | | | |
| | High decrease (more than -2.5%) | [6] | | | | | | | | | | | | | | | | | |
| <p>Time span of the variable</p> <table border="1"> <tr><td>1983</td><td>1984</td><td>1985</td><td>1986</td><td>1987</td><td>1988</td><td>1989</td><td>1990</td><td>1991</td><td>1992</td></tr> </table> | 1983 | 1984 | 1985 | 1986 | 1987 | 1988 | 1989 | 1990 | 1991 | 1992 | | | | | | | | | |
| 1983 | 1984 | 1985 | 1986 | 1987 | 1988 | 1989 | 1990 | 1991 | 1992 | | | | | | | | | | |

| | | | | | | | | | |
|------|------|------|------|------|------|------|------|------|------|
| | | | | | | | | | |
| 1993 | 1994 | 1995 | 1996 | 1997 | 1998 | 1999 | 2000 | 2001 | 2002 |
| | | | | | | | | | |
| 2003 | 2004 | 2005 | 2006 | 2007 | 2008 | 2009 | 2010 | 2011 | 2012 |
| | | | | | | | | | |
| 2013 | 2014 | 2015 | 2016 | 2017 | 2018 | 2019 | 2020 | 2021 | 2022 |
| | | | | | | | | | |

| Nr. | Name | Label | Survey period | Survey frequency |
|-------|---------|--------------------------------------|------------------------------|------------------|
| 2.44) | gdpfpct | expected growth rate of real GDP (%) | 1983 from 1984 to present | Aug Oct |

Wording of the question

| Variable description | | | | | | | | | | | | | | | | | | | | | | | | |
|---|---------------------------------|----------------------------|--------------|--------------|---------------------------|------------------------------|-----|---------------------|-----|--------------------------|------------|-----|--|----------------------------|-----|--|------------------------------|------------------------------|-----|--|--|---------------------------------|-----|--------------|
| <p>from 08/1983 to 10/2001</p> <p>Expected average annual growth of real Gross Domestic Product (GDP) over the next 3 to 5 years (own estimate)</p> <table border="1"> <tr><td></td><td>High growth (it is.....%)</td><td>[1]</td></tr> <tr><td></td><td>Moderate growth (3 - 5 %)</td><td>[2]</td></tr> <tr><td></td><td>Low growth (1 - 2%)</td><td>[3]</td></tr> <tr><td></td><td>Stagnation</td><td>[4]</td></tr> <tr><td></td><td>Low decrease (1 - 2 %)</td><td>[5]</td></tr> <tr><td></td><td>High decrease (it is%)</td><td>[6]</td></tr> </table> | | High growth (it is.....%) | [1] | | Moderate growth (3 - 5 %) | [2] | | Low growth (1 - 2%) | [3] | | Stagnation | [4] | | Low decrease (1 - 2 %) | [5] | | High decrease (it is%) | [6] | | | | | | |
| | High growth (it is.....%) | [1] | | | | | | | | | | | | | | | | | | | | | | |
| | Moderate growth (3 - 5 %) | [2] | | | | | | | | | | | | | | | | | | | | | | |
| | Low growth (1 - 2%) | [3] | | | | | | | | | | | | | | | | | | | | | | |
| | Stagnation | [4] | | | | | | | | | | | | | | | | | | | | | | |
| | Low decrease (1 - 2 %) | [5] | | | | | | | | | | | | | | | | | | | | | | |
| | High decrease (it is%) | [6] | | | | | | | | | | | | | | | | | | | | | | |
| <p>from 10/2002 to present</p> <p>Expected average annual growth of real Gross Domestic Product (GDP) over the next 3 to 5 years (own estimate)</p> <table border="1"> <tr><td></td><td>High growth (more than 5%)</td><td>[1]</td><td>it is _____%</td></tr> <tr><td></td><td>Moderate growth (2.5 to 5 %)</td><td>[2]</td><td></td></tr> <tr><td></td><td>Low growth (0.6 to 2.4%)</td><td>[3]</td><td></td></tr> <tr><td></td><td>Stagnation (-0.5 to +0.5%)</td><td>[4]</td><td></td></tr> <tr><td></td><td>Low decrease (-2.4 to -0.6%)</td><td>[5]</td><td></td></tr> <tr><td></td><td>High decrease (more than -2.5%)</td><td>[6]</td><td>it is _____%</td></tr> </table> | | High growth (more than 5%) | [1] | it is _____% | | Moderate growth (2.5 to 5 %) | [2] | | | Low growth (0.6 to 2.4%) | [3] | | | Stagnation (-0.5 to +0.5%) | [4] | | | Low decrease (-2.4 to -0.6%) | [5] | | | High decrease (more than -2.5%) | [6] | it is _____% |
| | High growth (more than 5%) | [1] | it is _____% | | | | | | | | | | | | | | | | | | | | | |
| | Moderate growth (2.5 to 5 %) | [2] | | | | | | | | | | | | | | | | | | | | | | |
| | Low growth (0.6 to 2.4%) | [3] | | | | | | | | | | | | | | | | | | | | | | |
| | Stagnation (-0.5 to +0.5%) | [4] | | | | | | | | | | | | | | | | | | | | | | |
| | Low decrease (-2.4 to -0.6%) | [5] | | | | | | | | | | | | | | | | | | | | | | |
| | High decrease (more than -2.5%) | [6] | it is _____% | | | | | | | | | | | | | | | | | | | | | |

Time span of the variable

| | | | | | | | | | |
|------|------|------|------|------|------|------|------|------|------|
| | | | | | | | | | |
| 1983 | 1984 | 1985 | 1986 | 1987 | 1988 | 1989 | 1990 | 1991 | 1992 |
| | | | | | | | | | |
| 1993 | 1994 | 1995 | 1996 | 1997 | 1998 | 1999 | 2000 | 2001 | 2002 |
| | | | | | | | | | |
| 2003 | 2004 | 2005 | 2006 | 2007 | 2008 | 2009 | 2010 | 2011 | 2012 |
| | | | | | | | | | |
| 2013 | 2014 | 2015 | 2016 | 2017 | 2018 | 2019 | 2020 | 2021 | 2022 |
| | | | | | | | | | |

| Nr. | Name | Label | Survey period | Survey frequency |
|-------|----------|-----------------------|-------------------------|--------------------|
| 2.45) | gson_vas | VAS present situation | from 04/2005 to present | Jan, Apr, Jul, Oct |

Wording of the question

| Variable description |
|--|
| <p>from 04/2005 to present</p> <p>The country's general situation regarding ... (present judgement)</p> <p>- overall economy</p> |

Wording of the question

| | | | | | | | | | | |
|--|----------------|----------------|-------|-----|-----|-----|--|--|--|-----------------------------|
| <p>03/1985</p> <p>Compared to the last 10 years, average growth (real GDP) during the coming 10 years is likely to be</p> <table border="1" style="margin-left: auto; margin-right: auto;"> <tr> <td style="text-align: center;">higher</td> <td style="text-align: center;">about the same</td> <td style="text-align: center;">lower</td> </tr> <tr> <td style="text-align: center;">[1]</td> <td style="text-align: center;">[2]</td> <td style="text-align: center;">[3]</td> </tr> <tr> <td style="text-align: center;"> </td> <td style="text-align: center;"> </td> <td style="text-align: center;"> </td> </tr> </table> | higher | about the same | lower | [1] | [2] | [3] | | | | <p>Variable description</p> |
| higher | about the same | lower | | | | | | | | |
| [1] | [2] | [3] | | | | | | | | |
| | | | | | | | | | | |

Time span of the variable

| | | | | | | | | | |
|------|------|------|------|------|------|------|------|------|------|
| 1983 | 1984 | 1985 | 1986 | 1987 | 1988 | 1989 | 1990 | 1991 | 1992 |
| 1993 | 1994 | 1995 | 1996 | 1997 | 1998 | 1999 | 2000 | 2001 | 2002 |
| 2003 | 2004 | 2005 | 2006 | 2007 | 2008 | 2009 | 2010 | 2011 | 2012 |
| 2013 | 2014 | 2015 | 2016 | 2017 | 2018 | 2019 | 2020 | 2021 | 2022 |

3.2) sq_198503_2 1985 Mar

Wording of the question

| | | | | | | | | | | | | | | | |
|--|-----------------------------|------------------------------|-------|------|--------|-------|------|-----|-----|-----|--|--|--|--|-----------------------------|
| <p>03/1985</p> <p>Compared to the last 10 years, average growth (real GDP) during the coming 10 years is likely to be</p> <p>[...]</p> <p>This development could be influenced to a higher/lower/same degree than in the past by the following factors</p> <table border="1" style="margin-left: auto; margin-right: auto;"> <tr> <td rowspan="3" style="text-align: center; vertical-align: middle;">public capital expenditures</td> <td colspan="3" style="text-align: center;">degree of expected influence</td> </tr> <tr> <td style="text-align: center;">higher</td> <td style="text-align: center;">lower</td> <td style="text-align: center;">same</td> </tr> <tr> <td style="text-align: center;">[1]</td> <td style="text-align: center;">[2]</td> <td style="text-align: center;">[3]</td> </tr> <tr> <td> </td> <td> </td> <td> </td> <td> </td> </tr> </table> | public capital expenditures | degree of expected influence | | | higher | lower | same | [1] | [2] | [3] | | | | | <p>Variable description</p> |
| public capital expenditures | | degree of expected influence | | | | | | | | | | | | | |
| | | higher | lower | same | | | | | | | | | | | |
| | [1] | [2] | [3] | | | | | | | | | | | | |
| | | | | | | | | | | | | | | | |

Time span of the variable

| | | | | | | | | | |
|------|------|------|------|------|------|------|------|------|------|
| 1983 | 1984 | 1985 | 1986 | 1987 | 1988 | 1989 | 1990 | 1991 | 1992 |
| 1993 | 1994 | 1995 | 1996 | 1997 | 1998 | 1999 | 2000 | 2001 | 2002 |
| 2003 | 2004 | 2005 | 2006 | 2007 | 2008 | 2009 | 2010 | 2011 | 2012 |
| 2013 | 2014 | 2015 | 2016 | 2017 | 2018 | 2019 | 2020 | 2021 | 2022 |

3.3) sq_198503_3 1985 Mar

Wording of the question

| | | | | | | | | | | | |
|---|--|------------------------------|--|--|--|--|--|--|--|--|-----------------------------|
| <p>03/1985</p> <p>Compared to the last 10 years, average growth (real GDP) during the coming 10 years is likely to be</p> <p>[...]</p> <p>This development could be influenced to a higher/lower/same degree than in the past by the following factors</p> <table border="1" style="margin-left: auto; margin-right: auto;"> <tr> <td rowspan="3" style="width: 150px; height: 20px;"> </td> <td colspan="3" style="text-align: center;">degree of expected influence</td> </tr> <tr> <td> </td> <td> </td> <td> </td> </tr> <tr> <td> </td> <td> </td> <td> </td> </tr> </table> | | degree of expected influence | | | | | | | | | <p>Variable description</p> |
| | | degree of expected influence | | | | | | | | | |
| | | | | | | | | | | | |
| | | | | | | | | | | | |

| | | | |
|------------------------------|--------|-------|------|
| private capital expenditures | higher | lower | same |
| | [1] | [2] | [3] |
| | | | |

Time span of the variable

| | | | | | | | | | |
|------|------|------|------|------|------|------|------|------|------|
| 1983 | 1984 | 1985 | 1986 | 1987 | 1988 | 1989 | 1990 | 1991 | 1992 |
| | | | | | | | | | |
| 1993 | 1994 | 1995 | 1996 | 1997 | 1998 | 1999 | 2000 | 2001 | 2002 |
| | | | | | | | | | |
| 2003 | 2004 | 2005 | 2006 | 2007 | 2008 | 2009 | 2010 | 2011 | 2012 |
| | | | | | | | | | |
| 2013 | 2014 | 2015 | 2016 | 2017 | 2018 | 2019 | 2020 | 2021 | 2022 |
| | | | | | | | | | |

3.4) sq_198503_4

1985

Mar

Wording of the question

03/1985

Compared to the last 10 years, average growth (real GDP) during the coming 10 years is likely to be [...]

This development could be influenced to a higher/lower/same degree than in the past by the following factors

| | | | |
|---------------------|------------------------------|-------|------|
| private consumption | degree of expected influence | | |
| | higher | lower | same |
| | [1] | [2] | [3] |
| | | | |

Variable description

Time span of the variable

| | | | | | | | | | |
|------|------|------|------|------|------|------|------|------|------|
| 1983 | 1984 | 1985 | 1986 | 1987 | 1988 | 1989 | 1990 | 1991 | 1992 |
| | | | | | | | | | |
| 1993 | 1994 | 1995 | 1996 | 1997 | 1998 | 1999 | 2000 | 2001 | 2002 |
| | | | | | | | | | |
| 2003 | 2004 | 2005 | 2006 | 2007 | 2008 | 2009 | 2010 | 2011 | 2012 |
| | | | | | | | | | |
| 2013 | 2014 | 2015 | 2016 | 2017 | 2018 | 2019 | 2020 | 2021 | 2022 |
| | | | | | | | | | |

3.5) sq_198503_5

1985

Mar

Wording of the question

03/1985

Compared to the last 10 years, average growth (real GDP) during the coming 10 years is likely to be [...]

This development could be influenced to a higher/lower/same degree than in the past by the following factors

| | | | |
|---------|------------------------------|-------|------|
| exports | degree of expected influence | | |
| | higher | lower | same |
| | [1] | [2] | [3] |
| | | | |

Variable description

Time span of the variable

| | | | | | | | | | |
|------|------|------|------|------|------|------|------|------|------|
| 1983 | 1984 | 1985 | 1986 | 1987 | 1988 | 1989 | 1990 | 1991 | 1992 |
| 1993 | 1994 | 1995 | 1996 | 1997 | 1998 | 1999 | 2000 | 2001 | 2002 |
| 2003 | 2004 | 2005 | 2006 | 2007 | 2008 | 2009 | 2010 | 2011 | 2012 |
| 2013 | 2014 | 2015 | 2016 | 2017 | 2018 | 2019 | 2020 | 2021 | 2022 |

3.6) sq_198503_6 1985 Mar

Wording of the question

| <p>03/1985</p> <p>Compared to the last 10 years, average growth (real GDP) during the coming 10 years is likely to be</p> <p>[...]</p> <p>This development could be influenced to a higher/lower/same degree than in the past by the following factors</p> <table border="1" style="margin-left: auto; margin-right: auto;"> <tr> <td rowspan="3" style="padding: 10px;">supply of skilled labour</td> <th colspan="3">degree of expected influence</th> </tr> <tr> <td>higher</td> <td>lower</td> <td>same</td> </tr> <tr> <td>[1]</td> <td>[2]</td> <td>[3]</td> </tr> <tr> <td></td> <td></td> <td></td> <td></td> </tr> </table> | supply of skilled labour | degree of expected influence | | | higher | lower | same | [1] | [2] | [3] | | | | | Variable description |
|--|--------------------------|------------------------------|-------|------|--------|-------|------|-----|-----|-----|--|--|--|--|----------------------|
| supply of skilled labour | | degree of expected influence | | | | | | | | | | | | | |
| | | higher | lower | same | | | | | | | | | | | |
| | [1] | [2] | [3] | | | | | | | | | | | | |
| | | | | | | | | | | | | | | | |

Time span of the variable

| | | | | | | | | | |
|------|------|------|------|------|------|------|------|------|------|
| 1983 | 1984 | 1985 | 1986 | 1987 | 1988 | 1989 | 1990 | 1991 | 1992 |
| 1993 | 1994 | 1995 | 1996 | 1997 | 1998 | 1999 | 2000 | 2001 | 2002 |
| 2003 | 2004 | 2005 | 2006 | 2007 | 2008 | 2009 | 2010 | 2011 | 2012 |
| 2013 | 2014 | 2015 | 2016 | 2017 | 2018 | 2019 | 2020 | 2021 | 2022 |

3.7) sq_198503_7 1985 Mar

Wording of the question

| <p>03/1985</p> <p>Compared to the last 10 years, average growth (real GDP) during the coming 10 years is likely to be</p> <p>[...]</p> <p>This development could be influenced to a higher/lower/same degree than in the past by the following factors</p> <table border="1" style="margin-left: auto; margin-right: auto;"> <tr> <td rowspan="3" style="padding: 10px;">costs of production</td> <th colspan="3">degree of expected influence</th> </tr> <tr> <td>higher</td> <td>lower</td> <td>same</td> </tr> <tr> <td>[1]</td> <td>[2]</td> <td>[3]</td> </tr> <tr> <td></td> <td></td> <td></td> <td></td> </tr> </table> | costs of production | degree of expected influence | | | higher | lower | same | [1] | [2] | [3] | | | | | Variable description |
|---|---------------------|------------------------------|-------|------|--------|-------|------|-----|-----|-----|--|--|--|--|----------------------|
| costs of production | | degree of expected influence | | | | | | | | | | | | | |
| | | higher | lower | same | | | | | | | | | | | |
| | [1] | [2] | [3] | | | | | | | | | | | | |
| | | | | | | | | | | | | | | | |

Time span of the variable

| | | | | | | | | | |
|------|------|------|------|------|------|------|------|------|------|
| 1983 | 1984 | 1985 | 1986 | 1987 | 1988 | 1989 | 1990 | 1991 | 1992 |
| 1993 | 1994 | 1995 | 1996 | 1997 | 1998 | 1999 | 2000 | 2001 | 2002 |
| 2003 | 2004 | 2005 | 2006 | 2007 | 2008 | 2009 | 2010 | 2011 | 2012 |

| | | | | | | | | | | |
|------|------|------|------|------|------|------|------|------|------|--|
| | | | | | | | | | | |
| 2013 | 2014 | 2015 | 2016 | 2017 | 2018 | 2019 | 2020 | 2021 | 2022 | |

3.8) sq_198503_8 1985 Mar

Wording of the question

| <p>03/1985</p> <p>Compared to the last 10 years, average growth (real GDP) during the coming 10 years is likely to be</p> <p>[...]</p> <p>This development could be influenced to a higher/lower/same degree than in the past by the following factors</p> <table border="1" style="margin-left: auto; margin-right: auto;"> <tr> <td rowspan="3" style="text-align: center; vertical-align: middle;">technical progress</td> <th colspan="3" style="text-align: center;">degree of expected influence</th> </tr> <tr> <td style="text-align: center;">higher</td> <td style="text-align: center;">lower</td> <td style="text-align: center;">same</td> </tr> <tr> <td style="text-align: center;">[1]</td> <td style="text-align: center;">[2]</td> <td style="text-align: center;">[3]</td> </tr> </table> | technical progress | degree of expected influence | | | higher | lower | same | [1] | [2] | [3] | Variable description |
|--|--------------------|------------------------------|-------|------|--------|-------|------|-----|-----|-----|----------------------|
| technical progress | | degree of expected influence | | | | | | | | | |
| | | higher | lower | same | | | | | | | |
| | [1] | [2] | [3] | | | | | | | | |

Time span of the variable

| | | | | | | | | | | |
|------|------|------|------|------|------|------|------|------|------|--|
| | | | | | | | | | | |
| 1983 | 1984 | 1985 | 1986 | 1987 | 1988 | 1989 | 1990 | 1991 | 1992 | |
| | | | | | | | | | | |
| 1993 | 1994 | 1995 | 1996 | 1997 | 1998 | 1999 | 2000 | 2001 | 2002 | |
| | | | | | | | | | | |
| 2003 | 2004 | 2005 | 2006 | 2007 | 2008 | 2009 | 2010 | 2011 | 2012 | |
| | | | | | | | | | | |
| 2013 | 2014 | 2015 | 2016 | 2017 | 2018 | 2019 | 2020 | 2021 | 2022 | |

3.9) sq_198503_9 1985 Mar

Wording of the question

| <p>03/1985</p> <p>Compared to the last 10 years, average growth (real GDP) during the coming 10 years is likely to be</p> <p>[...]</p> <p>This development could be influenced to a higher/lower/same degree than in the past by the following factors</p> <table border="1" style="margin-left: auto; margin-right: auto;"> <tr> <td rowspan="3" style="text-align: center; vertical-align: middle;">natural resources</td> <th colspan="3" style="text-align: center;">degree of expected influence</th> </tr> <tr> <td style="text-align: center;">higher</td> <td style="text-align: center;">lower</td> <td style="text-align: center;">same</td> </tr> <tr> <td style="text-align: center;">[1]</td> <td style="text-align: center;">[2]</td> <td style="text-align: center;">[3]</td> </tr> </table> | natural resources | degree of expected influence | | | higher | lower | same | [1] | [2] | [3] | Variable description |
|---|-------------------|------------------------------|-------|------|--------|-------|------|-----|-----|-----|----------------------|
| natural resources | | degree of expected influence | | | | | | | | | |
| | | higher | lower | same | | | | | | | |
| | [1] | [2] | [3] | | | | | | | | |

Time span of the variable

| | | | | | | | | | | |
|------|------|------|------|------|------|------|------|------|------|--|
| | | | | | | | | | | |
| 1983 | 1984 | 1985 | 1986 | 1987 | 1988 | 1989 | 1990 | 1991 | 1992 | |
| | | | | | | | | | | |
| 1993 | 1994 | 1995 | 1996 | 1997 | 1998 | 1999 | 2000 | 2001 | 2002 | |
| | | | | | | | | | | |
| 2003 | 2004 | 2005 | 2006 | 2007 | 2008 | 2009 | 2010 | 2011 | 2012 | |
| | | | | | | | | | | |
| 2013 | 2014 | 2015 | 2016 | 2017 | 2018 | 2019 | 2020 | 2021 | 2022 | |

3.10) sq_198503_10 1985 Mar

| | | | | | | | | | |
|------|------|------|------|------|------|------|------|------|------|
| 2003 | 2004 | 2005 | 2006 | 2007 | 2008 | 2009 | 2010 | 2011 | 2012 |
| 2013 | 2014 | 2015 | 2016 | 2017 | 2018 | 2019 | 2020 | 2021 | 2022 |

3.15) sq_199004_4 1990 Apr

Wording of the question

| | |
|---|--|
| <p>04/1990</p> <p>Which impact of the economic liberalization of Eastern European countries do you expect for the economy of this country?</p> <p>The regional competitiveness of this country will on average</p> <p>[...]</p> <p>If increase, due to</p> <p>growing foreign demand for this country's <input type="text"/> products [1]</p> | <p>Variable description</p> <p>Further Information: Actually respondents had four different options if they had chosen "increase" in the first place: + more foreign investment + more liberalization at home + growing foreign demand for this country's products + other factors</p> <p>However, the data only contains three different options, so it was assumed that only the first three alternative answers had been recorded, thus excluding the option "other factors"</p> |
|---|--|

Time span of the variable

| | | | | | | | | | |
|------|------|------|------|------|------|------|------|------|------|
| 1983 | 1984 | 1985 | 1986 | 1987 | 1988 | 1989 | 1990 | 1991 | 1992 |
| 1993 | 1994 | 1995 | 1996 | 1997 | 1998 | 1999 | 2000 | 2001 | 2002 |
| 2003 | 2004 | 2005 | 2006 | 2007 | 2008 | 2009 | 2010 | 2011 | 2012 |
| 2013 | 2014 | 2015 | 2016 | 2017 | 2018 | 2019 | 2020 | 2021 | 2022 |

3.16) sq_199004_5 1990 Apr

Wording of the question

| | |
|---|-----------------------------|
| <p>04/1990</p> <p>Which impact of the economic liberalization of Eastern European countries do you expect for the economy of this country?</p> <p>The regional competitiveness of this country will on average</p> <p>[...]</p> <p>If decrease, because of higher competition coming mainly from :</p> <p>East Germany [1] <input type="text"/></p> | <p>Variable description</p> |
|---|-----------------------------|

Time span of the variable

| | | | | | | | | | |
|------|------|------|------|------|------|------|------|------|------|
| 1983 | 1984 | 1985 | 1986 | 1987 | 1988 | 1989 | 1990 | 1991 | 1992 |
| 1993 | 1994 | 1995 | 1996 | 1997 | 1998 | 1999 | 2000 | 2001 | 2002 |
| 2003 | 2004 | 2005 | 2006 | 2007 | 2008 | 2009 | 2010 | 2011 | 2012 |
| 2013 | 2014 | 2015 | 2016 | 2017 | 2018 | 2019 | 2020 | 2021 | 2022 |

3.17) sq_199004_6 1990 Apr

Wording of the question

| | |
|---|----------------------|
| <p>04/1990</p> <p>Which impact of the economic liberalization of Eastern European countries do you expect for the economy of this country?</p> <p>The regional competitiveness of this country will on average</p> <p>[...]</p> <p>If decrease, because of higher competition coming mainly from :</p> <p style="padding-left: 40px;">Hungary [1] <input style="width: 50px; height: 15px;" type="text"/></p> | Variable description |
|---|----------------------|

Time span of the variable

| | | | | | | | | | |
|------|------|------|------|------|------|------|------|------|------|
| 1983 | 1984 | 1985 | 1986 | 1987 | 1988 | 1989 | 1990 | 1991 | 1992 |
| 1993 | 1994 | 1995 | 1996 | 1997 | 1998 | 1999 | 2000 | 2001 | 2002 |
| 2003 | 2004 | 2005 | 2006 | 2007 | 2008 | 2009 | 2010 | 2011 | 2012 |
| 2013 | 2014 | 2015 | 2016 | 2017 | 2018 | 2019 | 2020 | 2021 | 2022 |

3.18) sq_199004_7

1990

Apr

Wording of the question

| | |
|--|----------------------|
| <p>04/1990</p> <p>Which impact of the economic liberalization of Eastern European countries do you expect for the economy of this country?</p> <p>The regional competitiveness of this country will on average</p> <p>[...]</p> <p>If decrease, because of higher competition coming mainly from :</p> <p style="padding-left: 40px;">Poland [1] <input style="width: 50px; height: 15px;" type="text"/></p> | Variable description |
|--|----------------------|

Time span of the variable

| | | | | | | | | | |
|------|------|------|------|------|------|------|------|------|------|
| 1983 | 1984 | 1985 | 1986 | 1987 | 1988 | 1989 | 1990 | 1991 | 1992 |
| 1993 | 1994 | 1995 | 1996 | 1997 | 1998 | 1999 | 2000 | 2001 | 2002 |
| 2003 | 2004 | 2005 | 2006 | 2007 | 2008 | 2009 | 2010 | 2011 | 2012 |
| 2013 | 2014 | 2015 | 2016 | 2017 | 2018 | 2019 | 2020 | 2021 | 2022 |

3.19) sq_199004_8

1990

Apr

Wording of the question

| | |
|--|----------------------|
| <p>04/1990</p> <p>Which impact of the economic liberalization of Eastern European countries do you expect for the economy of this country?</p> <p>The regional competitiveness of this country will on average</p> <p>[...]</p> <p>If decrease, because of higher competition coming mainly from :</p> | Variable description |
|--|----------------------|

| | | | | | | | | | |
|----------------------------------|------|------|------|------|------|------|------|------|------|
| Romania [1] <input type="text"/> | | | | | | | | | |
| Time span of the variable | | | | | | | | | |
| 1983 | 1984 | 1985 | 1986 | 1987 | 1988 | 1989 | 1990 | 1991 | 1992 |
| 1993 | 1994 | 1995 | 1996 | 1997 | 1998 | 1999 | 2000 | 2001 | 2002 |
| 2003 | 2004 | 2005 | 2006 | 2007 | 2008 | 2009 | 2010 | 2011 | 2012 |
| 2013 | 2014 | 2015 | 2016 | 2017 | 2018 | 2019 | 2020 | 2021 | 2022 |

3.20) sq_199004_9 1990 Apr

Wording of the question

| | |
|--|----------------------|
| 04/1990 | Variable description |
| <p>Which impact of the economic liberalization of Eastern European countries do you expect for the economy of this country?</p> <p>The regional competitiveness of this country will on average</p> <p>[...]</p> <p>If decrease, because of higher competition coming mainly from :</p> <p>Bulgaria [1] <input type="text"/></p> | |

Time span of the variable

| | | | | | | | | | |
|------|------|------|------|------|------|------|------|------|------|
| 1983 | 1984 | 1985 | 1986 | 1987 | 1988 | 1989 | 1990 | 1991 | 1992 |
| 1993 | 1994 | 1995 | 1996 | 1997 | 1998 | 1999 | 2000 | 2001 | 2002 |
| 2003 | 2004 | 2005 | 2006 | 2007 | 2008 | 2009 | 2010 | 2011 | 2012 |
| 2013 | 2014 | 2015 | 2016 | 2017 | 2018 | 2019 | 2020 | 2021 | 2022 |

3.21) sq_199004_10 1990 Apr

Wording of the question

| | |
|--|----------------------|
| 04/1990 | Variable description |
| <p>Which impact of the economic liberalization of Eastern European countries do you expect for the economy of this country?</p> <p>The regional competitiveness of this country will on average</p> <p>[...]</p> <p>If decrease, because of higher competition coming mainly from :</p> <p>CSSR [1] <input type="text"/></p> | |

Time span of the variable

| | | | | | | | | | |
|------|------|------|------|------|------|------|------|------|------|
| 1983 | 1984 | 1985 | 1986 | 1987 | 1988 | 1989 | 1990 | 1991 | 1992 |
| 1993 | 1994 | 1995 | 1996 | 1997 | 1998 | 1999 | 2000 | 2001 | 2002 |

| | | | | | | | | | |
|------|------|------|------|------|------|------|------|------|------|
| 2003 | 2004 | 2005 | 2006 | 2007 | 2008 | 2009 | 2010 | 2011 | 2012 |
| 2013 | 2014 | 2015 | 2016 | 2017 | 2018 | 2019 | 2020 | 2021 | 2022 |

3.22) sq_199004_11 1990 Apr

Wording of the question

| | |
|---|----------------------|
| <p>04/1990</p> <p>Which impact of the economic liberalization of Eastern European countries do you expect for the economy of this country?</p> <p>The regional competitiveness of this country will on average</p> <p>[...]</p> <p>If decrease, because of higher competition coming mainly from :</p> <p>USSR [1] <input type="text"/></p> | Variable description |
|---|----------------------|

Time span of the variable

| | | | | | | | | | |
|------|------|------|------|------|------|------|------|------|------|
| 1983 | 1984 | 1985 | 1986 | 1987 | 1988 | 1989 | 1990 | 1991 | 1992 |
| 1993 | 1994 | 1995 | 1996 | 1997 | 1998 | 1999 | 2000 | 2001 | 2002 |
| 2003 | 2004 | 2005 | 2006 | 2007 | 2008 | 2009 | 2010 | 2011 | 2012 |
| 2013 | 2014 | 2015 | 2016 | 2017 | 2018 | 2019 | 2020 | 2021 | 2022 |

3.23) sq_199004_12 1990 Apr

Wording of the question

| | |
|---|----------------------|
| <p>04/1990</p> <p>Which impact of the economic liberalization of Eastern European countries do you expect for the economy of this country?</p> <p>The inflow of capital (credit supply, direct investments) into this country as a consequence of the economic liberalization in Eastern Europe will</p> <p>increase [1] <input type="text"/> remain unchanged [2] <input type="text"/></p> <p>decrease [3] <input type="text"/> not relevant [.] <input type="text"/></p> | Variable description |
|---|----------------------|

Time span of the variable

| | | | | | | | | | |
|------|------|------|------|------|------|------|------|------|------|
| 1983 | 1984 | 1985 | 1986 | 1987 | 1988 | 1989 | 1990 | 1991 | 1992 |
| 1993 | 1994 | 1995 | 1996 | 1997 | 1998 | 1999 | 2000 | 2001 | 2002 |
| 2003 | 2004 | 2005 | 2006 | 2007 | 2008 | 2009 | 2010 | 2011 | 2012 |
| 2013 | 2014 | 2015 | 2016 | 2017 | 2018 | 2019 | 2020 | 2021 | 2022 |

3.24) sq_199004_13 1990 Apr

Wording of the question

| | |
|--|----------------------|
| <p>04/1990</p> <p>Which impact of the economic liberalization of Eastern European countries do you expect for the economy of this country?</p> <p>The impact of the economic liberalization of Eastern European countries (incl. USSR) on the economy of this country will on balance be</p> <p>positive [1] <input type="text"/> neutral/no impact [2] <input type="text"/></p> <p>negative [3] <input type="text"/> no answer possible [,] <input type="text"/></p> | Variable description |
|--|----------------------|

Time span of the variable

| | | | | | | | | | |
|------|------|------|------|------|------|------|------|------|------|
| 1983 | 1984 | 1985 | 1986 | 1987 | 1988 | 1989 | 1990 | 1991 | 1992 |
| | | | | | | | | | |
| 1993 | 1994 | 1995 | 1996 | 1997 | 1998 | 1999 | 2000 | 2001 | 2002 |
| | | | | | | | | | |
| 2003 | 2004 | 2005 | 2006 | 2007 | 2008 | 2009 | 2010 | 2011 | 2012 |
| | | | | | | | | | |
| 2013 | 2014 | 2015 | 2016 | 2017 | 2018 | 2019 | 2020 | 2021 | 2022 |
| | | | | | | | | | |

3.25) sq_199004_14

1990

Apr

Wording of the question

| | |
|---|----------------------|
| <p>04/1990</p> <p>Which impact of the economic liberalization of Eastern European countries do you expect for the economy of this country?</p> <p>Foreign investment will be mainly attracted by</p> <p>Eastern Germany [1] <input type="text"/></p> | Variable description |
|---|----------------------|

Time span of the variable

| | | | | | | | | | |
|------|------|------|------|------|------|------|------|------|------|
| 1983 | 1984 | 1985 | 1986 | 1987 | 1988 | 1989 | 1990 | 1991 | 1992 |
| | | | | | | | | | |
| 1993 | 1994 | 1995 | 1996 | 1997 | 1998 | 1999 | 2000 | 2001 | 2002 |
| | | | | | | | | | |
| 2003 | 2004 | 2005 | 2006 | 2007 | 2008 | 2009 | 2010 | 2011 | 2012 |
| | | | | | | | | | |
| 2013 | 2014 | 2015 | 2016 | 2017 | 2018 | 2019 | 2020 | 2021 | 2022 |
| | | | | | | | | | |

3.26) sq_199004_15

1990

Apr

Wording of the question

| | |
|---|----------------------|
| <p>04/1990</p> <p>Which impact of the economic liberalization of Eastern European countries do you expect for the economy of this country?</p> <p>Foreign investment will be mainly attracted by</p> <p>Hungary [1] <input type="text"/></p> | Variable description |
|---|----------------------|

Time span of the variable

| | | | | | | | | | |
|------|------|------|------|------|------|------|------|------|------|
| 1983 | 1984 | 1985 | 1986 | 1987 | 1988 | 1989 | 1990 | 1991 | 1992 |
|------|------|------|------|------|------|------|------|------|------|

| | | | | | | | | | |
|------|------|------|------|------|------|------|------|------|------|
| | | | | | | | | | |
| 1993 | 1994 | 1995 | 1996 | 1997 | 1998 | 1999 | 2000 | 2001 | 2002 |
| 2003 | 2004 | 2005 | 2006 | 2007 | 2008 | 2009 | 2010 | 2011 | 2012 |
| 2013 | 2014 | 2015 | 2016 | 2017 | 2018 | 2019 | 2020 | 2021 | 2022 |

3.27) sq_199004_16 1990 Apr

Wording of the question

| | |
|--|----------------------|
| <p>04/1990</p> <p>Which impact of the economic liberalization of Eastern European countries do you expect for the economy of this country?</p> <p>Foreign investment will be mainly attracted by</p> <p>Poland [1] <input type="text"/></p> | Variable description |
|--|----------------------|

Time span of the variable

| | | | | | | | | | |
|------|------|------|------|------|------|------|------|------|------|
| | | | | | | | | | |
| 1983 | 1984 | 1985 | 1986 | 1987 | 1988 | 1989 | 1990 | 1991 | 1992 |
| 1993 | 1994 | 1995 | 1996 | 1997 | 1998 | 1999 | 2000 | 2001 | 2002 |
| 2003 | 2004 | 2005 | 2006 | 2007 | 2008 | 2009 | 2010 | 2011 | 2012 |
| 2013 | 2014 | 2015 | 2016 | 2017 | 2018 | 2019 | 2020 | 2021 | 2022 |

3.28) sq_199004_17 1990 Apr

Wording of the question

| | |
|---|----------------------|
| <p>04/1990</p> <p>Which impact of the economic liberalization of Eastern European countries do you expect for the economy of this country?</p> <p>Foreign investment will be mainly attracted by</p> <p>Romania [1] <input type="text"/></p> | Variable description |
|---|----------------------|

Time span of the variable

| | | | | | | | | | |
|------|------|------|------|------|------|------|------|------|------|
| | | | | | | | | | |
| 1983 | 1984 | 1985 | 1986 | 1987 | 1988 | 1989 | 1990 | 1991 | 1992 |
| 1993 | 1994 | 1995 | 1996 | 1997 | 1998 | 1999 | 2000 | 2001 | 2002 |
| 2003 | 2004 | 2005 | 2006 | 2007 | 2008 | 2009 | 2010 | 2011 | 2012 |
| 2013 | 2014 | 2015 | 2016 | 2017 | 2018 | 2019 | 2020 | 2021 | 2022 |

3.29) sq_199004_18 1990 Apr

Wording of the question

| | | | | | | | | | | | | | | | | | | | | | | | | | | | | | | | | | | | | | | | | | |
|---|----------------------|------|------|------|------|------|------|------|------|------|------|------|------|------|------|------|------|------|------|------|------|------|------|------|------|------|------|------|------|------|------|------|------|------|------|------|------|------|------|------|------|
| <p>04/1990</p> <p>Which impact of the economic liberalization of Eastern European countries do you expect for the economy of this country?</p> <p>Foreign investment will be mainly attracted by</p> <p>Bulgaria [1] <input type="text"/></p> | Variable description | | | | | | | | | | | | | | | | | | | | | | | | | | | | | | | | | | | | | | | | |
| <p>Time span of the variable</p> <table border="1"> <tr><td>1983</td><td>1984</td><td>1985</td><td>1986</td><td>1987</td><td>1988</td><td>1989</td><td>1990</td><td>1991</td><td>1992</td></tr> <tr><td>1993</td><td>1994</td><td>1995</td><td>1996</td><td>1997</td><td>1998</td><td>1999</td><td>2000</td><td>2001</td><td>2002</td></tr> <tr><td>2003</td><td>2004</td><td>2005</td><td>2006</td><td>2007</td><td>2008</td><td>2009</td><td>2010</td><td>2011</td><td>2012</td></tr> <tr><td>2013</td><td>2014</td><td>2015</td><td>2016</td><td>2017</td><td>2018</td><td>2019</td><td>2020</td><td>2021</td><td>2022</td></tr> </table> | | 1983 | 1984 | 1985 | 1986 | 1987 | 1988 | 1989 | 1990 | 1991 | 1992 | 1993 | 1994 | 1995 | 1996 | 1997 | 1998 | 1999 | 2000 | 2001 | 2002 | 2003 | 2004 | 2005 | 2006 | 2007 | 2008 | 2009 | 2010 | 2011 | 2012 | 2013 | 2014 | 2015 | 2016 | 2017 | 2018 | 2019 | 2020 | 2021 | 2022 |
| 1983 | 1984 | 1985 | 1986 | 1987 | 1988 | 1989 | 1990 | 1991 | 1992 | | | | | | | | | | | | | | | | | | | | | | | | | | | | | | | | |
| 1993 | 1994 | 1995 | 1996 | 1997 | 1998 | 1999 | 2000 | 2001 | 2002 | | | | | | | | | | | | | | | | | | | | | | | | | | | | | | | | |
| 2003 | 2004 | 2005 | 2006 | 2007 | 2008 | 2009 | 2010 | 2011 | 2012 | | | | | | | | | | | | | | | | | | | | | | | | | | | | | | | | |
| 2013 | 2014 | 2015 | 2016 | 2017 | 2018 | 2019 | 2020 | 2021 | 2022 | | | | | | | | | | | | | | | | | | | | | | | | | | | | | | | | |

3.30) sq_199004_19 1990 Apr

Wording of the question

| | | | | | | | | | | | | | | | | | | | | | | | | | | | | | | | | | | | | | | | | | |
|---|----------------------|------|------|------|------|------|------|------|------|------|------|------|------|------|------|------|------|------|------|------|------|------|------|------|------|------|------|------|------|------|------|------|------|------|------|------|------|------|------|------|------|
| <p>04/1990</p> <p>Which impact of the economic liberalization of Eastern European countries do you expect for the economy of this country?</p> <p>Foreign investment will be mainly attracted by</p> <p>CSSR [1] <input type="text"/></p> | Variable description | | | | | | | | | | | | | | | | | | | | | | | | | | | | | | | | | | | | | | | | |
| <p>Time span of the variable</p> <table border="1"> <tr><td>1983</td><td>1984</td><td>1985</td><td>1986</td><td>1987</td><td>1988</td><td>1989</td><td>1990</td><td>1991</td><td>1992</td></tr> <tr><td>1993</td><td>1994</td><td>1995</td><td>1996</td><td>1997</td><td>1998</td><td>1999</td><td>2000</td><td>2001</td><td>2002</td></tr> <tr><td>2003</td><td>2004</td><td>2005</td><td>2006</td><td>2007</td><td>2008</td><td>2009</td><td>2010</td><td>2011</td><td>2012</td></tr> <tr><td>2013</td><td>2014</td><td>2015</td><td>2016</td><td>2017</td><td>2018</td><td>2019</td><td>2020</td><td>2021</td><td>2022</td></tr> </table> | | 1983 | 1984 | 1985 | 1986 | 1987 | 1988 | 1989 | 1990 | 1991 | 1992 | 1993 | 1994 | 1995 | 1996 | 1997 | 1998 | 1999 | 2000 | 2001 | 2002 | 2003 | 2004 | 2005 | 2006 | 2007 | 2008 | 2009 | 2010 | 2011 | 2012 | 2013 | 2014 | 2015 | 2016 | 2017 | 2018 | 2019 | 2020 | 2021 | 2022 |
| 1983 | 1984 | 1985 | 1986 | 1987 | 1988 | 1989 | 1990 | 1991 | 1992 | | | | | | | | | | | | | | | | | | | | | | | | | | | | | | | | |
| 1993 | 1994 | 1995 | 1996 | 1997 | 1998 | 1999 | 2000 | 2001 | 2002 | | | | | | | | | | | | | | | | | | | | | | | | | | | | | | | | |
| 2003 | 2004 | 2005 | 2006 | 2007 | 2008 | 2009 | 2010 | 2011 | 2012 | | | | | | | | | | | | | | | | | | | | | | | | | | | | | | | | |
| 2013 | 2014 | 2015 | 2016 | 2017 | 2018 | 2019 | 2020 | 2021 | 2022 | | | | | | | | | | | | | | | | | | | | | | | | | | | | | | | | |

3.31) sq_199004_20 1990 Apr

Wording of the question

| | | | | | | | | | | | | | | | | | | | | | |
|---|----------------------|------|------|------|------|------|------|------|------|------|------|------|------|------|------|------|------|------|------|------|------|
| <p>04/1990</p> <p>Which impact of the economic liberalization of Eastern European countries do you expect for the economy of this country?</p> <p>Foreign investment will be mainly attracted by</p> <p>USSR [1] <input type="text"/></p> | Variable description | | | | | | | | | | | | | | | | | | | | |
| <p>Time span of the variable</p> <table border="1"> <tr><td>1983</td><td>1984</td><td>1985</td><td>1986</td><td>1987</td><td>1988</td><td>1989</td><td>1990</td><td>1991</td><td>1992</td></tr> <tr><td>1993</td><td>1994</td><td>1995</td><td>1996</td><td>1997</td><td>1998</td><td>1999</td><td>2000</td><td>2001</td><td>2002</td></tr> </table> | | 1983 | 1984 | 1985 | 1986 | 1987 | 1988 | 1989 | 1990 | 1991 | 1992 | 1993 | 1994 | 1995 | 1996 | 1997 | 1998 | 1999 | 2000 | 2001 | 2002 |
| 1983 | 1984 | 1985 | 1986 | 1987 | 1988 | 1989 | 1990 | 1991 | 1992 | | | | | | | | | | | | |
| 1993 | 1994 | 1995 | 1996 | 1997 | 1998 | 1999 | 2000 | 2001 | 2002 | | | | | | | | | | | | |

| | | | | | | | | | |
|------|------|------|------|------|------|------|------|------|------|
| 2003 | 2004 | 2005 | 2006 | 2007 | 2008 | 2009 | 2010 | 2011 | 2012 |
| 2013 | 2014 | 2015 | 2016 | 2017 | 2018 | 2019 | 2020 | 2021 | 2022 |

3.32) sq_199004_21 1990 Apr

Wording of the question

| | |
|--|----------------------|
| <p>04/1990</p> <p>Which impact of the economic liberalization of Eastern European countries do you expect for the economy of this country?</p> <p>Foreign investment will be mainly attracted by</p> <p>no answer possible [1] <input type="text"/></p> | Variable description |
|--|----------------------|

Time span of the variable

| | | | | | | | | | |
|------|------|------|------|------|------|------|------|------|------|
| 1983 | 1984 | 1985 | 1986 | 1987 | 1988 | 1989 | 1990 | 1991 | 1992 |
| 1993 | 1994 | 1995 | 1996 | 1997 | 1998 | 1999 | 2000 | 2001 | 2002 |
| 2003 | 2004 | 2005 | 2006 | 2007 | 2008 | 2009 | 2010 | 2011 | 2012 |
| 2013 | 2014 | 2015 | 2016 | 2017 | 2018 | 2019 | 2020 | 2021 | 2022 |

3.33) sq_199010_1 1990 Oct

Wording of the question

| | |
|--|----------------------|
| <p>10/1990</p> <p>For the next 12 months we expect an average oil price (per barrel) of</p> <p>below 20 US \$ [1] <input type="text"/></p> | Variable description |
|--|----------------------|

Time span of the variable

| | | | | | | | | | |
|------|------|------|------|------|------|------|------|------|------|
| 1983 | 1984 | 1985 | 1986 | 1987 | 1988 | 1989 | 1990 | 1991 | 1992 |
| 1993 | 1994 | 1995 | 1996 | 1997 | 1998 | 1999 | 2000 | 2001 | 2002 |
| 2003 | 2004 | 2005 | 2006 | 2007 | 2008 | 2009 | 2010 | 2011 | 2012 |
| 2013 | 2014 | 2015 | 2016 | 2017 | 2018 | 2019 | 2020 | 2021 | 2022 |

3.34) sq_199010_2 1990 Oct

Wording of the question

| | |
|---|----------------------|
| <p>10/1990</p> <p>For the next 12 months we expect an average oil price (per barrel) of</p> <p>between 20 and 25 US \$ [1] <input type="text"/></p> | Variable description |
|---|----------------------|

Time span of the variable

| | | | | | | | | | |
|------|------|------|------|------|------|------|------|------|------|
| 1983 | 1984 | 1985 | 1986 | 1987 | 1988 | 1989 | 1990 | 1991 | 1992 |
| 1993 | 1994 | 1995 | 1996 | 1997 | 1998 | 1999 | 2000 | 2001 | 2002 |
| 2003 | 2004 | 2005 | 2006 | 2007 | 2008 | 2009 | 2010 | 2011 | 2012 |
| 2013 | 2014 | 2015 | 2016 | 2017 | 2018 | 2019 | 2020 | 2021 | 2022 |

3.35) sq_199010_3 1990 Oct

Wording of the question

| | |
|--|----------------------|
| 10/1990 For the next 12 months we expect an average oil price (per barrel) of between 26 and 30 US \$ [1] <input type="text"/> | Variable description |
|--|----------------------|

Time span of the variable

| | | | | | | | | | |
|------|------|------|------|------|------|------|------|------|------|
| 1983 | 1984 | 1985 | 1986 | 1987 | 1988 | 1989 | 1990 | 1991 | 1992 |
| 1993 | 1994 | 1995 | 1996 | 1997 | 1998 | 1999 | 2000 | 2001 | 2002 |
| 2003 | 2004 | 2005 | 2006 | 2007 | 2008 | 2009 | 2010 | 2011 | 2012 |
| 2013 | 2014 | 2015 | 2016 | 2017 | 2018 | 2019 | 2020 | 2021 | 2022 |

3.36) sq_199010_4 1990 Oct

Wording of the question

| | |
|---|----------------------|
| 10/1990 For the next 12 months we expect an average oil price (per barrel) of above 30 US \$ [1] <input type="text"/> | Variable description |
|---|----------------------|

Time span of the variable

| | | | | | | | | | |
|------|------|------|------|------|------|------|------|------|------|
| 1983 | 1984 | 1985 | 1986 | 1987 | 1988 | 1989 | 1990 | 1991 | 1992 |
| 1993 | 1994 | 1995 | 1996 | 1997 | 1998 | 1999 | 2000 | 2001 | 2002 |
| 2003 | 2004 | 2005 | 2006 | 2007 | 2008 | 2009 | 2010 | 2011 | 2012 |
| 2013 | 2014 | 2015 | 2016 | 2017 | 2018 | 2019 | 2020 | 2021 | 2022 |

3.37) sq_199010_5 1990 Oct

Wording of the question

| | |
|---------|----------------------|
| 10/1990 | Variable description |
|---------|----------------------|

What will be the additional -direct and indirect -impact of the gulf crisis on your forecasts for the economy of your country within the next 12 months ?

a) Economic growth (real GNP)

| | | |
|--|------------------------|-----|
| | strong improvement | [1] |
| | moderate improvement | [2] |
| | neutral/ no impact | [3] |
| | moderate deterioration | [4] |
| | strong deterioration | [5] |

Time span of the variable

| | | | | | | | | | |
|------|------|------|------|------|------|------|------|------|------|
| 1983 | 1984 | 1985 | 1986 | 1987 | 1988 | 1989 | 1990 | 1991 | 1992 |
| 1993 | 1994 | 1995 | 1996 | 1997 | 1998 | 1999 | 2000 | 2001 | 2002 |
| 2003 | 2004 | 2005 | 2006 | 2007 | 2008 | 2009 | 2010 | 2011 | 2012 |
| 2013 | 2014 | 2015 | 2016 | 2017 | 2018 | 2019 | 2020 | 2021 | 2022 |

3.38) sq_199010_6 1990 Oct

Wording of the question

10/1990

What will be the additional -direct and indirect -impact of the gulf crisis on your forecasts for the economy of your country within the next 12 months ?

b) Private investment

| | | |
|--|------------------------|-----|
| | strong improvement | [1] |
| | moderate improvement | [2] |
| | neutral/ no impact | [3] |
| | moderate deterioration | [4] |
| | strong deterioration | [5] |

| |
|----------------------|
| Variable description |
|----------------------|

Time span of the variable

| | | | | | | | | | |
|------|------|------|------|------|------|------|------|------|------|
| 1983 | 1984 | 1985 | 1986 | 1987 | 1988 | 1989 | 1990 | 1991 | 1992 |
| 1993 | 1994 | 1995 | 1996 | 1997 | 1998 | 1999 | 2000 | 2001 | 2002 |
| 2003 | 2004 | 2005 | 2006 | 2007 | 2008 | 2009 | 2010 | 2011 | 2012 |
| 2013 | 2014 | 2015 | 2016 | 2017 | 2018 | 2019 | 2020 | 2021 | 2022 |

3.39) sq_199010_7 1990 Oct

Wording of the question

10/1990

What will be the additional -direct and indirect -impact of the gulf crisis on your forecasts for the economy of your country within the next 12 months ?

c) Employment opportunities

| | | |
|--|----------------------|-----|
| | strong improvement | [1] |
| | moderate improvement | [2] |
| | neutral/ no impact | [3] |

| |
|----------------------|
| Variable description |
|----------------------|

| | | |
|--|------------------------|-----|
| | moderate deterioration | [4] |
| | strong deterioration | [5] |

Time span of the variable

| | | | | | | | | | |
|------|------|------|------|------|------|------|------|------|------|
| 1983 | 1984 | 1985 | 1986 | 1987 | 1988 | 1989 | 1990 | 1991 | 1992 |
| | | | | | | | | | |
| 1993 | 1994 | 1995 | 1996 | 1997 | 1998 | 1999 | 2000 | 2001 | 2002 |
| | | | | | | | | | |
| 2003 | 2004 | 2005 | 2006 | 2007 | 2008 | 2009 | 2010 | 2011 | 2012 |
| | | | | | | | | | |
| 2013 | 2014 | 2015 | 2016 | 2017 | 2018 | 2019 | 2020 | 2021 | 2022 |
| | | | | | | | | | |

3.40) sq_199010_8 1990 Oct

Wording of the question

| | | | | | | | | | | | | | | | | |
|--|------------------------|--------------------|-----|--|----------------------|-----|--|--------------------|-----|--|------------------------|-----|--|----------------------|-----|-----------------------------|
| <p>10/1990</p> <p>What will be the additional -direct and indirect -impact of the gulf crisis on your forecasts for the economy of your country within the next 12 months ?</p> <p>d) Profits on average of the private sector</p> <table border="1"> <tr> <td></td> <td>strong improvement</td> <td>[1]</td> </tr> <tr> <td></td> <td>moderate improvement</td> <td>[2]</td> </tr> <tr> <td></td> <td>neutral/ no impact</td> <td>[3]</td> </tr> <tr> <td></td> <td>moderate deterioration</td> <td>[4]</td> </tr> <tr> <td></td> <td>strong deterioration</td> <td>[5]</td> </tr> </table> | | strong improvement | [1] | | moderate improvement | [2] | | neutral/ no impact | [3] | | moderate deterioration | [4] | | strong deterioration | [5] | <p>Variable description</p> |
| | strong improvement | [1] | | | | | | | | | | | | | | |
| | moderate improvement | [2] | | | | | | | | | | | | | | |
| | neutral/ no impact | [3] | | | | | | | | | | | | | | |
| | moderate deterioration | [4] | | | | | | | | | | | | | | |
| | strong deterioration | [5] | | | | | | | | | | | | | | |

Time span of the variable

| | | | | | | | | | |
|------|------|------|------|------|------|------|------|------|------|
| 1983 | 1984 | 1985 | 1986 | 1987 | 1988 | 1989 | 1990 | 1991 | 1992 |
| | | | | | | | | | |
| 1993 | 1994 | 1995 | 1996 | 1997 | 1998 | 1999 | 2000 | 2001 | 2002 |
| | | | | | | | | | |
| 2003 | 2004 | 2005 | 2006 | 2007 | 2008 | 2009 | 2010 | 2011 | 2012 |
| | | | | | | | | | |
| 2013 | 2014 | 2015 | 2016 | 2017 | 2018 | 2019 | 2020 | 2021 | 2022 |
| | | | | | | | | | |

3.41) sq_199010_9 1990 Oct

Wording of the question

| | | | | | | | | | | | | | | | | |
|---|------------------------|--------------------|-----|--|----------------------|-----|--|--------------------|-----|--|------------------------|-----|--|----------------------|-----|---|
| <p>10/1990</p> <p>What will be the additional -direct and indirect -impact of the gulf crisis on your forecasts for the economy of your country within the next 12 months ?</p> <p>e) inflation rate* (consumer prices)</p> <table border="1"> <tr> <td></td> <td>strong improvement</td> <td>[1]</td> </tr> <tr> <td></td> <td>moderate improvement</td> <td>[2]</td> </tr> <tr> <td></td> <td>neutral/ no impact</td> <td>[3]</td> </tr> <tr> <td></td> <td>moderate deterioration</td> <td>[4]</td> </tr> <tr> <td></td> <td>strong deterioration</td> <td>[5]</td> </tr> </table> | | strong improvement | [1] | | moderate improvement | [2] | | neutral/ no impact | [3] | | moderate deterioration | [4] | | strong deterioration | [5] | <p>Variable description</p> <p>**Lowering of inflation rate resp. interest rates should be regarded as improvement"</p> |
| | strong improvement | [1] | | | | | | | | | | | | | | |
| | moderate improvement | [2] | | | | | | | | | | | | | | |
| | neutral/ no impact | [3] | | | | | | | | | | | | | | |
| | moderate deterioration | [4] | | | | | | | | | | | | | | |
| | strong deterioration | [5] | | | | | | | | | | | | | | |

Time span of the variable

| | | | | | | | | | |
|------|------|------|------|------|------|------|------|------|------|
| 1983 | 1984 | 1985 | 1986 | 1987 | 1988 | 1989 | 1990 | 1991 | 1992 |
|------|------|------|------|------|------|------|------|------|------|

| | | | | | | | | | |
|------|------|------|------|------|------|------|------|------|------|
| | | | | | | | | | |
| 1993 | 1994 | 1995 | 1996 | 1997 | 1998 | 1999 | 2000 | 2001 | 2002 |
| | | | | | | | | | |
| 2003 | 2004 | 2005 | 2006 | 2007 | 2008 | 2009 | 2010 | 2011 | 2012 |
| | | | | | | | | | |
| 2013 | 2014 | 2015 | 2016 | 2017 | 2018 | 2019 | 2020 | 2021 | 2022 |
| | | | | | | | | | |

3.42) sq_199010_10

1990

Oct

Wording of the question

| | | | | | | | | | | | | | | | | |
|--|------------------------|--------------------|-----|--|----------------------|-----|--|--------------------|-----|--|------------------------|-----|--|----------------------|-----|---|
| <p>10/1990</p> <p>What will be the additional -direct and indirect -impact of the gulf crisis on your forecasts for the economy of your country within the next 12 months ?</p> <p>f) interest rates* (long term)</p> <table border="1" style="margin-left: auto; margin-right: auto;"> <tr><td></td><td>strong improvement</td><td>[1]</td></tr> <tr><td></td><td>moderate improvement</td><td>[2]</td></tr> <tr><td></td><td>neutral/ no impact</td><td>[3]</td></tr> <tr><td></td><td>moderate deterioration</td><td>[4]</td></tr> <tr><td></td><td>strong deterioration</td><td>[5]</td></tr> </table> | | strong improvement | [1] | | moderate improvement | [2] | | neutral/ no impact | [3] | | moderate deterioration | [4] | | strong deterioration | [5] | <p>Variable description</p> <p>**Lowering of inflation rate resp. interest rates should be regarded as improvement"</p> |
| | strong improvement | [1] | | | | | | | | | | | | | | |
| | moderate improvement | [2] | | | | | | | | | | | | | | |
| | neutral/ no impact | [3] | | | | | | | | | | | | | | |
| | moderate deterioration | [4] | | | | | | | | | | | | | | |
| | strong deterioration | [5] | | | | | | | | | | | | | | |

Time span of the variable

| | | | | | | | | | |
|------|------|------|------|------|------|------|------|------|------|
| | | | | | | | | | |
| 1983 | 1984 | 1985 | 1986 | 1987 | 1988 | 1989 | 1990 | 1991 | 1992 |
| | | | | | | | | | |
| 1993 | 1994 | 1995 | 1996 | 1997 | 1998 | 1999 | 2000 | 2001 | 2002 |
| | | | | | | | | | |
| 2003 | 2004 | 2005 | 2006 | 2007 | 2008 | 2009 | 2010 | 2011 | 2012 |
| | | | | | | | | | |
| 2013 | 2014 | 2015 | 2016 | 2017 | 2018 | 2019 | 2020 | 2021 | 2022 |
| | | | | | | | | | |

3.43) sq_199010_11

1990

Oct

Wording of the question

| | | | | | | | | | | | | | | | | |
|---|------------------------|--------------------|-----|--|----------------------|-----|--|--------------------|-----|--|------------------------|-----|--|----------------------|-----|-----------------------------|
| <p>10/1990</p> <p>What will be the additional -direct and indirect -impact of the gulf crisis on your forecasts for the economy of your country within the next 12 months ?</p> <p>g) public finance</p> <table border="1" style="margin-left: auto; margin-right: auto;"> <tr><td></td><td>strong improvement</td><td>[1]</td></tr> <tr><td></td><td>moderate improvement</td><td>[2]</td></tr> <tr><td></td><td>neutral/ no impact</td><td>[3]</td></tr> <tr><td></td><td>moderate deterioration</td><td>[4]</td></tr> <tr><td></td><td>strong deterioration</td><td>[5]</td></tr> </table> | | strong improvement | [1] | | moderate improvement | [2] | | neutral/ no impact | [3] | | moderate deterioration | [4] | | strong deterioration | [5] | <p>Variable description</p> |
| | strong improvement | [1] | | | | | | | | | | | | | | |
| | moderate improvement | [2] | | | | | | | | | | | | | | |
| | neutral/ no impact | [3] | | | | | | | | | | | | | | |
| | moderate deterioration | [4] | | | | | | | | | | | | | | |
| | strong deterioration | [5] | | | | | | | | | | | | | | |

Time span of the variable

| | | | | | | | | | |
|------|------|------|------|------|------|------|------|------|------|
| | | | | | | | | | |
| 1983 | 1984 | 1985 | 1986 | 1987 | 1988 | 1989 | 1990 | 1991 | 1992 |
| | | | | | | | | | |
| 1993 | 1994 | 1995 | 1996 | 1997 | 1998 | 1999 | 2000 | 2001 | 2002 |
| | | | | | | | | | |
| 2003 | 2004 | 2005 | 2006 | 2007 | 2008 | 2009 | 2010 | 2011 | 2012 |
| | | | | | | | | | |

| | | | | | | | | | |
|------|------|------|------|------|------|------|------|------|------|
| 2013 | 2014 | 2015 | 2016 | 2017 | 2018 | 2019 | 2020 | 2021 | 2022 |
|------|------|------|------|------|------|------|------|------|------|

3.44) sq_199010_12 1990 Oct

Wording of the question

| | | | | | | | | | | | | | | | | |
|---|------------------------|--------------------|-----|--|----------------------|-----|--|--------------------|-----|--|------------------------|-----|--|----------------------|-----|--|
| 10/1990 | Variable description | | | | | | | | | | | | | | | |
| <p>What will be the additional -direct and indirect -impact of the gulf crisis on your forecasts for the economy of your country within the next 12 months ?</p> <p>h) Trade balance</p> <table border="1" style="margin-left: 20px;"> <tr> <td style="width: 100px;"></td> <td>strong improvement</td> <td>[1]</td> </tr> <tr> <td></td> <td>moderate improvement</td> <td>[2]</td> </tr> <tr> <td></td> <td>neutral/ no impact</td> <td>[3]</td> </tr> <tr> <td></td> <td>moderate deterioration</td> <td>[4]</td> </tr> <tr> <td></td> <td>strong deterioration</td> <td>[5]</td> </tr> </table> | | strong improvement | [1] | | moderate improvement | [2] | | neutral/ no impact | [3] | | moderate deterioration | [4] | | strong deterioration | [5] | |
| | strong improvement | [1] | | | | | | | | | | | | | | |
| | moderate improvement | [2] | | | | | | | | | | | | | | |
| | neutral/ no impact | [3] | | | | | | | | | | | | | | |
| | moderate deterioration | [4] | | | | | | | | | | | | | | |
| | strong deterioration | [5] | | | | | | | | | | | | | | |

Time span of the variable

| | | | | | | | | | |
|------|------|------|------|------|------|------|------|------|------|
| 1983 | 1984 | 1985 | 1986 | 1987 | 1988 | 1989 | 1990 | 1991 | 1992 |
| | | | | | | | | | |
| 1993 | 1994 | 1995 | 1996 | 1997 | 1998 | 1999 | 2000 | 2001 | 2002 |
| | | | | | | | | | |
| 2003 | 2004 | 2005 | 2006 | 2007 | 2008 | 2009 | 2010 | 2011 | 2012 |
| | | | | | | | | | |
| 2013 | 2014 | 2015 | 2016 | 2017 | 2018 | 2019 | 2020 | 2021 | 2022 |
| | | | | | | | | | |

3.45) sq_199101_1 1991 Jan

Wording of the question

| | | | | | | | | | | | | | |
|---|--|------------------------|-------------------------|-------------------------|--------------------|--------------------|--|--|--|--|--|--|--|
| 01/1991 | Variable description | | | | | | | | | | | | |
| <p>How do you assess the evolution of world trade and the trade position of your economy within the next 5 years?</p> <table border="1" style="margin-left: 20px;"> <tr> <td style="width: 150px;">High growth of world trade by open markets</td> <td>fairly agree fully [1]</td> <td>[2]</td> <td>neutral/ don't know [3]</td> <td>[4]</td> <td>disagree fully [5]</td> </tr> <tr> <td></td> <td></td> <td></td> <td></td> <td></td> <td></td> </tr> </table> | High growth of world trade by open markets | fairly agree fully [1] | [2] | neutral/ don't know [3] | [4] | disagree fully [5] | | | | | | | |
| High growth of world trade by open markets | fairly agree fully [1] | [2] | neutral/ don't know [3] | [4] | disagree fully [5] | | | | | | | | |
| | | | | | | | | | | | | | |

Time span of the variable

| | | | | | | | | | |
|------|------|------|------|------|------|------|------|------|------|
| 1983 | 1984 | 1985 | 1986 | 1987 | 1988 | 1989 | 1990 | 1991 | 1992 |
| | | | | | | | | | |
| 1993 | 1994 | 1995 | 1996 | 1997 | 1998 | 1999 | 2000 | 2001 | 2002 |
| | | | | | | | | | |
| 2003 | 2004 | 2005 | 2006 | 2007 | 2008 | 2009 | 2010 | 2011 | 2012 |
| | | | | | | | | | |
| 2013 | 2014 | 2015 | 2016 | 2017 | 2018 | 2019 | 2020 | 2021 | 2022 |
| | | | | | | | | | |

3.46) sq_199101_2 1991 Jan

Wording of the question

| | |
|---------|----------------------|
| 01/1991 | Variable description |
|---------|----------------------|

How do you assess the **evolution of world trade** and the trade position of your economy within the **next 5 years?**

| | | | | | |
|--|--------------------|-----|-------------------------------|-----|-----------------------|
| Increasing protectionism of - the USA | agree fully [1] | [2] | neutral/ don't know [3] | [4] | disagree fully [5] |
| | | | | | |

Time span of the variable

| | | | | | | | | | |
|------|------|------|------|------|------|------|------|------|------|
| 1983 | 1984 | 1985 | 1986 | 1987 | 1988 | 1989 | 1990 | 1991 | 1992 |
| | | | | | | | | | |
| 1993 | 1994 | 1995 | 1996 | 1997 | 1998 | 1999 | 2000 | 2001 | 2002 |
| | | | | | | | | | |
| 2003 | 2004 | 2005 | 2006 | 2007 | 2008 | 2009 | 2010 | 2011 | 2012 |
| | | | | | | | | | |
| 2013 | 2014 | 2015 | 2016 | 2017 | 2018 | 2019 | 2020 | 2021 | 2022 |
| | | | | | | | | | |

3.47)

sq_199101_3

1991

Jan

Wording of the question

01/1991

How do you assess the **evolution of world trade** and the trade position of your economy within the **next 5 years?**

| | | | | | |
|---|--------------------|-----|-------------------------------|-----|-----------------------|
| Increasing protectionism of - the European community | agree fully [1] | [2] | neutral/ don't know [3] | [4] | disagree fully [5] |
| | | | | | |

Variable description

Time span of the variable

| | | | | | | | | | |
|------|------|------|------|------|------|------|------|------|------|
| 1983 | 1984 | 1985 | 1986 | 1987 | 1988 | 1989 | 1990 | 1991 | 1992 |
| | | | | | | | | | |
| 1993 | 1994 | 1995 | 1996 | 1997 | 1998 | 1999 | 2000 | 2001 | 2002 |
| | | | | | | | | | |
| 2003 | 2004 | 2005 | 2006 | 2007 | 2008 | 2009 | 2010 | 2011 | 2012 |
| | | | | | | | | | |
| 2013 | 2014 | 2015 | 2016 | 2017 | 2018 | 2019 | 2020 | 2021 | 2022 |
| | | | | | | | | | |

3.48)

sq_199101_4

1991

Jan

Wording of the question

01/1991

How do you assess the **evolution of world trade** and the trade position of your economy within the **next 5 years?**

| | | | | | |
|--|--------------------|-----|-------------------------------|-----|-----------------------|
| Increasing protectionism of - Japan | agree fully [1] | [2] | neutral/ don't know [3] | [4] | disagree fully [5] |
| | | | | | |

Variable description

Time span of the variable

| | | | | | | | | | |
|------|------|------|------|------|------|------|------|------|------|
| 1983 | 1984 | 1985 | 1986 | 1987 | 1988 | 1989 | 1990 | 1991 | 1992 |
| | | | | | | | | | |

| | | | | | | | | | |
|------|------|------|------|------|------|------|------|------|------|
| 1993 | 1994 | 1995 | 1996 | 1997 | 1998 | 1999 | 2000 | 2001 | 2002 |
| 2003 | 2004 | 2005 | 2006 | 2007 | 2008 | 2009 | 2010 | 2011 | 2012 |
| 2013 | 2014 | 2015 | 2016 | 2017 | 2018 | 2019 | 2020 | 2021 | 2022 |

3.49) sq_199101_5 1991 Jan

Wording of the question

| | | | | | |
|---|----------------------------|------------|--|------------|-------------------------------|
| 01/1991 | Variable description | | | | |
| <p>How do you assess the evolution of world trade and the trade position of your economy within the next 5 years?</p> | | | | | |
| <p>Increasing protectionism of - this region</p> | <p>agree fully [1]</p> | <p>[2]</p> | <p>neutral/ don't know [3]</p> | <p>[4]</p> | <p>disagree fully [5]</p> |

Time span of the variable

| | | | | | | | | | |
|------|------|------|------|------|------|------|------|------|------|
| 1983 | 1984 | 1985 | 1986 | 1987 | 1988 | 1989 | 1990 | 1991 | 1992 |
| 1993 | 1994 | 1995 | 1996 | 1997 | 1998 | 1999 | 2000 | 2001 | 2002 |
| 2003 | 2004 | 2005 | 2006 | 2007 | 2008 | 2009 | 2010 | 2011 | 2012 |
| 2013 | 2014 | 2015 | 2016 | 2017 | 2018 | 2019 | 2020 | 2021 | 2022 |

3.50) sq_199101_6 1991 Jan

Wording of the question

| | | | | | |
|---|----------------------------|------------|--|------------|-------------------------------|
| 01/1991 | Variable description | | | | |
| <p>How do you assess the evolution of world trade and the trade position of your economy within the next 5 years?</p> | | | | | |
| <p>The trade performance of this economy will be negatively affected by protective measures of your trading partners like bilateral trade agreements, manage trade or reciprocity rules</p> | <p>agree fully [1]</p> | <p>[2]</p> | <p>neutral/ don't know [3]</p> | <p>[4]</p> | <p>disagree fully [5]</p> |

Time span of the variable

| | | | | | | | | | |
|------|------|------|------|------|------|------|------|------|------|
| 1983 | 1984 | 1985 | 1986 | 1987 | 1988 | 1989 | 1990 | 1991 | 1992 |
| 1993 | 1994 | 1995 | 1996 | 1997 | 1998 | 1999 | 2000 | 2001 | 2002 |
| 2003 | 2004 | 2005 | 2006 | 2007 | 2008 | 2009 | 2010 | 2011 | 2012 |
| 2013 | 2014 | 2015 | 2016 | 2017 | 2018 | 2019 | 2020 | 2021 | 2022 |

3.51) sq_199101_7 1991 Jan

Wording of the question

| | | | | | | | | | | | | | | | | | | | | | | |
|---|--------------------|------|-------------------------------|------|-----------------------|------|------|------|------|--|--|--------------------|-----|-------------------------------|-----|-----------------------|--|--|--|--|--|--|
| 01/1991 | | | | | | | | | | | Variable description | | | | | | | | | | | |
| <p>How do you assess the evolution of world trade and the trade position of your economy within the next 5 years?</p> | | | | | | | | | | | | | | | | | | | | | | |
| <table border="1" style="width: 100%; border-collapse: collapse;"> <tr> <td style="width: 60%; padding: 5px;"> More intensive integration of trade and investment within the region the economy belongs to (e.g. within the EC. The Asian Pacific region, North America, etc.) </td> <td style="width: 10%; text-align: center; padding: 5px;">agree fully [1]</td> <td style="width: 10%; text-align: center; padding: 5px;">[2]</td> <td style="width: 10%; text-align: center; padding: 5px;">neutral/ don't know [3]</td> <td style="width: 10%; text-align: center; padding: 5px;">[4]</td> <td style="width: 10%; text-align: center; padding: 5px;">disagree fully [5]</td> </tr> <tr> <td style="height: 20px;"></td> <td></td> <td></td> <td></td> <td></td> <td></td> </tr> </table> | | | | | | | | | | | More intensive integration of trade and investment within the region the economy belongs to (e.g. within the EC. The Asian Pacific region, North America, etc.) | agree fully [1] | [2] | neutral/ don't know [3] | [4] | disagree fully [5] | | | | | | |
| More intensive integration of trade and investment within the region the economy belongs to (e.g. within the EC. The Asian Pacific region, North America, etc.) | agree fully [1] | [2] | neutral/ don't know [3] | [4] | disagree fully [5] | | | | | | | | | | | | | | | | | |
| | | | | | | | | | | | | | | | | | | | | | | |
| Time span of the variable | | | | | | | | | | | | | | | | | | | | | | |
| 1983 | 1984 | 1985 | 1986 | 1987 | 1988 | 1989 | 1990 | 1991 | 1992 | | | | | | | | | | | | | |
| 1993 | 1994 | 1995 | 1996 | 1997 | 1998 | 1999 | 2000 | 2001 | 2002 | | | | | | | | | | | | | |
| 2003 | 2004 | 2005 | 2006 | 2007 | 2008 | 2009 | 2010 | 2011 | 2012 | | | | | | | | | | | | | |
| 2013 | 2014 | 2015 | 2016 | 2017 | 2018 | 2019 | 2020 | 2021 | 2022 | | | | | | | | | | | | | |

3.52)

sq_199101_8

1991

Jan

Wording of the question

| | | | | | | | | | | | | | | | | | | | | | | |
|--|--------------------|------|-------------------------------|------|-----------------------|------|------|------|------|--|---|--------------------|-----|-------------------------------|-----|-----------------------|--|--|--|--|--|--|
| 01/1991 | | | | | | | | | | | Variable description | | | | | | | | | | | |
| <p>How do you assess the evolution of world trade and the trade position of your economy within the next 5 years?</p> | | | | | | | | | | | | | | | | | | | | | | |
| <table border="1" style="width: 100%; border-collapse: collapse;"> <tr> <td style="width: 60%; padding: 5px;"> Better integration of the region this economy belongs to into world trade </td> <td style="width: 10%; text-align: center; padding: 5px;">agree fully [1]</td> <td style="width: 10%; text-align: center; padding: 5px;">[2]</td> <td style="width: 10%; text-align: center; padding: 5px;">neutral/ don't know [3]</td> <td style="width: 10%; text-align: center; padding: 5px;">[4]</td> <td style="width: 10%; text-align: center; padding: 5px;">disagree fully [5]</td> </tr> <tr> <td style="height: 20px;"></td> <td></td> <td></td> <td></td> <td></td> <td></td> </tr> </table> | | | | | | | | | | | Better integration of the region this economy belongs to into world trade | agree fully [1] | [2] | neutral/ don't know [3] | [4] | disagree fully [5] | | | | | | |
| Better integration of the region this economy belongs to into world trade | agree fully [1] | [2] | neutral/ don't know [3] | [4] | disagree fully [5] | | | | | | | | | | | | | | | | | |
| | | | | | | | | | | | | | | | | | | | | | | |
| Time span of the variable | | | | | | | | | | | | | | | | | | | | | | |
| 1983 | 1984 | 1985 | 1986 | 1987 | 1988 | 1989 | 1990 | 1991 | 1992 | | | | | | | | | | | | | |
| 1993 | 1994 | 1995 | 1996 | 1997 | 1998 | 1999 | 2000 | 2001 | 2002 | | | | | | | | | | | | | |
| 2003 | 2004 | 2005 | 2006 | 2007 | 2008 | 2009 | 2010 | 2011 | 2012 | | | | | | | | | | | | | |
| 2013 | 2014 | 2015 | 2016 | 2017 | 2018 | 2019 | 2020 | 2021 | 2022 | | | | | | | | | | | | | |

3.53)

sq_199101_9

1991

Jan

Wording of the question

| | | | | | | | | | | | | | | | | | | | | | | |
|--|--------------------|-----|-------------------------------|-----|-----------------------|--|--|--|--|--|---|--------------------|-----|-------------------------------|-----|-----------------------|--|--|--|--|--|--|
| 01/1991 | | | | | | | | | | | Variable description | | | | | | | | | | | |
| <p>How do you assess the evolution of world trade and the trade position of your economy within the next 5 years?</p> | | | | | | | | | | | | | | | | | | | | | | |
| <table border="1" style="width: 100%; border-collapse: collapse;"> <tr> <td style="width: 60%; padding: 5px;"> An emergence of a tri-polar world with Europe, North America and Asia/Japan characterized by increasing trade within each bloc but growing protectionism between the blocs. </td> <td style="width: 10%; text-align: center; padding: 5px;">agree fully [1]</td> <td style="width: 10%; text-align: center; padding: 5px;">[2]</td> <td style="width: 10%; text-align: center; padding: 5px;">neutral/ don't know [3]</td> <td style="width: 10%; text-align: center; padding: 5px;">[4]</td> <td style="width: 10%; text-align: center; padding: 5px;">disagree fully [5]</td> </tr> <tr> <td style="height: 20px;"></td> <td></td> <td></td> <td></td> <td></td> <td></td> </tr> </table> | | | | | | | | | | | An emergence of a tri-polar world with Europe, North America and Asia/Japan characterized by increasing trade within each bloc but growing protectionism between the blocs. | agree fully [1] | [2] | neutral/ don't know [3] | [4] | disagree fully [5] | | | | | | |
| An emergence of a tri-polar world with Europe, North America and Asia/Japan characterized by increasing trade within each bloc but growing protectionism between the blocs. | agree fully [1] | [2] | neutral/ don't know [3] | [4] | disagree fully [5] | | | | | | | | | | | | | | | | | |
| | | | | | | | | | | | | | | | | | | | | | | |
| Time span of the variable | | | | | | | | | | | | | | | | | | | | | | |

| | | | | | | | | | |
|------|------|------|------|------|------|------|------|------|------|
| 1983 | 1984 | 1985 | 1986 | 1987 | 1988 | 1989 | 1990 | 1991 | 1992 |
| 1993 | 1994 | 1995 | 1996 | 1997 | 1998 | 1999 | 2000 | 2001 | 2002 |
| 2003 | 2004 | 2005 | 2006 | 2007 | 2008 | 2009 | 2010 | 2011 | 2012 |
| 2013 | 2014 | 2015 | 2016 | 2017 | 2018 | 2019 | 2020 | 2021 | 2022 |

3.54) sq_199204_1 1992 Apr

Wording of the question

| | | | | | | | | | | | |
|---|---|------------------------|------------------------|---------------------|-------------------|--|--|--|--|--|----------------------|
| <p>04/1992</p> <p>How do you assess possible effects of the introduction of a common European Currency?</p> <table border="1"> <tr> <td>a) It will facilitate capital movements</td> <td>Agree strongly [1]</td> <td>Agree partially [2]</td> <td>do not agree [3]</td> <td>don't know [4]</td> </tr> <tr> <td></td> <td></td> <td></td> <td></td> <td></td> </tr> </table> | a) It will facilitate capital movements | Agree strongly [1] | Agree partially [2] | do not agree [3] | don't know [4] | | | | | | Variable description |
| a) It will facilitate capital movements | Agree strongly [1] | Agree partially [2] | do not agree [3] | don't know [4] | | | | | | | |
| | | | | | | | | | | | |

Time span of the variable

| | | | | | | | | | |
|------|------|------|------|------|------|------|------|------|------|
| 1983 | 1984 | 1985 | 1986 | 1987 | 1988 | 1989 | 1990 | 1991 | 1992 |
| 1993 | 1994 | 1995 | 1996 | 1997 | 1998 | 1999 | 2000 | 2001 | 2002 |
| 2003 | 2004 | 2005 | 2006 | 2007 | 2008 | 2009 | 2010 | 2011 | 2012 |
| 2013 | 2014 | 2015 | 2016 | 2017 | 2018 | 2019 | 2020 | 2021 | 2022 |

3.55) sq_199204_2 1992 Apr

Wording of the question

| | | | | | | | | | | | |
|--|--|------------------------|------------------------|---------------------|-------------------|--|--|--|--|--|----------------------|
| <p>04/1992</p> <p>How do you assess possible effects of the introduction of a common European Currency?</p> <table border="1"> <tr> <td>b) It will reduce the relative importance of the US-Dollar</td> <td>Agree strongly [1]</td> <td>Agree partially [2]</td> <td>do not agree [3]</td> <td>don't know [4]</td> </tr> <tr> <td></td> <td></td> <td></td> <td></td> <td></td> </tr> </table> | b) It will reduce the relative importance of the US-Dollar | Agree strongly [1] | Agree partially [2] | do not agree [3] | don't know [4] | | | | | | Variable description |
| b) It will reduce the relative importance of the US-Dollar | Agree strongly [1] | Agree partially [2] | do not agree [3] | don't know [4] | | | | | | | |
| | | | | | | | | | | | |

Time span of the variable

| | | | | | | | | | |
|------|------|------|------|------|------|------|------|------|------|
| 1983 | 1984 | 1985 | 1986 | 1987 | 1988 | 1989 | 1990 | 1991 | 1992 |
| 1993 | 1994 | 1995 | 1996 | 1997 | 1998 | 1999 | 2000 | 2001 | 2002 |
| 2003 | 2004 | 2005 | 2006 | 2007 | 2008 | 2009 | 2010 | 2011 | 2012 |
| 2013 | 2014 | 2015 | 2016 | 2017 | 2018 | 2019 | 2020 | 2021 | 2022 |

3.56) sq_199204_3 1992 Apr

Wording of the question

| | | | | |
|--|-----------------------|------------------------|---------------------|-------------------|
| 04/1992 | Variable description | | | |
| <p>How do you assess possible effects of the introduction of a common European Currency?</p> | | | | |
| c) It will facilitate international trade | Agree strongly [1] | Agree partially [2] | do not agree [3] | don't know [4] |
| | | | | |

Time span of the variable

| | | | | | | | | | |
|------|------|------|------|------|------|------|------|------|------|
| 1983 | 1984 | 1985 | 1986 | 1987 | 1988 | 1989 | 1990 | 1991 | 1992 |
| | | | | | | | | | |
| 1993 | 1994 | 1995 | 1996 | 1997 | 1998 | 1999 | 2000 | 2001 | 2002 |
| | | | | | | | | | |
| 2003 | 2004 | 2005 | 2006 | 2007 | 2008 | 2009 | 2010 | 2011 | 2012 |
| | | | | | | | | | |
| 2013 | 2014 | 2015 | 2016 | 2017 | 2018 | 2019 | 2020 | 2021 | 2022 |
| | | | | | | | | | |

3.57) sq_199204_4

1992

Apr

Wording of the question

| | | | | |
|--|-----------------------|------------------------|---------------------|-------------------|
| 04/1992 | Variable description | | | |
| <p>How do you assess possible effects of the introduction of a common European Currency?</p> | | | | |
| d) It will facilitate tourism and personal movements | Agree strongly [1] | Agree partially [2] | do not agree [3] | don't know [4] |
| | | | | |

Time span of the variable

| | | | | | | | | | |
|------|------|------|------|------|------|------|------|------|------|
| 1983 | 1984 | 1985 | 1986 | 1987 | 1988 | 1989 | 1990 | 1991 | 1992 |
| | | | | | | | | | |
| 1993 | 1994 | 1995 | 1996 | 1997 | 1998 | 1999 | 2000 | 2001 | 2002 |
| | | | | | | | | | |
| 2003 | 2004 | 2005 | 2006 | 2007 | 2008 | 2009 | 2010 | 2011 | 2012 |
| | | | | | | | | | |
| 2013 | 2014 | 2015 | 2016 | 2017 | 2018 | 2019 | 2020 | 2021 | 2022 |
| | | | | | | | | | |

3.58) sq_199204_5

1992

Apr

Wording of the question

| | | | | |
|--|-----------------------|------------------------|---------------------|-------------------|
| 04/1992 | Variable description | | | |
| <p>How do you assess possible effects of the introduction of a common European Currency?</p> | | | | |
| a) Other important effects, please specify: | Agree strongly [1] | Agree partially [2] | do not agree [3] | don't know [4] |
| | | | | |

Time span of the variable

| | | | | | | | | | |
|------|------|------|------|------|------|------|------|------|------|
| 1983 | 1984 | 1985 | 1986 | 1987 | 1988 | 1989 | 1990 | 1991 | 1992 |
| | | | | | | | | | |
| 1993 | 1994 | 1995 | 1996 | 1997 | 1998 | 1999 | 2000 | 2001 | 2002 |
| | | | | | | | | | |

| | | | | | | | | | |
|------|------|------|------|------|------|------|------|------|------|
| 2003 | 2004 | 2005 | 2006 | 2007 | 2008 | 2009 | 2010 | 2011 | 2012 |
| 2013 | 2014 | 2015 | 2016 | 2017 | 2018 | 2019 | 2020 | 2021 | 2022 |

3.59) sq_199204_6 1992 Apr

Wording of the question

| | | | | | | | |
|---|----------------------------|---------------------|---------------------|--|--|--|--|
| 04/1992 | Variable description | | | | | | |
| <p>Which effects will EMU have on world trade?</p> <table border="1"> <tr> <td>a) It will stimulate trade</td> <td>Agree [1]</td> <td>do not agree [2]</td> </tr> <tr> <td></td> <td></td> <td></td> </tr> </table> | a) It will stimulate trade | Agree [1] | do not agree [2] | | | | |
| a) It will stimulate trade | Agree [1] | do not agree [2] | | | | | |
| | | | | | | | |

Time span of the variable

| | | | | | | | | | |
|------|------|------|------|------|------|------|------|------|------|
| 1983 | 1984 | 1985 | 1986 | 1987 | 1988 | 1989 | 1990 | 1991 | 1992 |
| 1993 | 1994 | 1995 | 1996 | 1997 | 1998 | 1999 | 2000 | 2001 | 2002 |
| 2003 | 2004 | 2005 | 2006 | 2007 | 2008 | 2009 | 2010 | 2011 | 2012 |
| 2013 | 2014 | 2015 | 2016 | 2017 | 2018 | 2019 | 2020 | 2021 | 2022 |

3.60) sq_199204_7 1992 Apr

Wording of the question

| | | | | | | | |
|---|--|---------------------|---------------------|--|--|--|--|
| 04/1992 | Variable description | | | | | | |
| <p>Which effects will EMU have on world trade?</p> <table border="1"> <tr> <td>b) It will lead to more protectionism between regional trading blocs</td> <td>Agree [1]</td> <td>do not agree [2]</td> </tr> <tr> <td></td> <td></td> <td></td> </tr> </table> | b) It will lead to more protectionism between regional trading blocs | Agree [1] | do not agree [2] | | | | |
| b) It will lead to more protectionism between regional trading blocs | Agree [1] | do not agree [2] | | | | | |
| | | | | | | | |

Time span of the variable

| | | | | | | | | | |
|------|------|------|------|------|------|------|------|------|------|
| 1983 | 1984 | 1985 | 1986 | 1987 | 1988 | 1989 | 1990 | 1991 | 1992 |
| 1993 | 1994 | 1995 | 1996 | 1997 | 1998 | 1999 | 2000 | 2001 | 2002 |
| 2003 | 2004 | 2005 | 2006 | 2007 | 2008 | 2009 | 2010 | 2011 | 2012 |
| 2013 | 2014 | 2015 | 2016 | 2017 | 2018 | 2019 | 2020 | 2021 | 2022 |

3.61) sq_199204_8 1992 Apr

Wording of the question

| | |
|--|----------------------|
| 04/1992 | Variable description |
| <p>Which effects will EMU have on world trade?</p> | |

| | | |
|---|-------|--------------|
| c) It will, on balance, stimulate world trade | Agree | do not agree |
| | [1] | [2] |

Time span of the variable

| | | | | | | | | | |
|------|------|------|------|------|------|------|------|------|------|
| 1983 | 1984 | 1985 | 1986 | 1987 | 1988 | 1989 | 1990 | 1991 | 1992 |
| 1993 | 1994 | 1995 | 1996 | 1997 | 1998 | 1999 | 2000 | 2001 | 2002 |
| 2003 | 2004 | 2005 | 2006 | 2007 | 2008 | 2009 | 2010 | 2011 | 2012 |
| 2013 | 2014 | 2015 | 2016 | 2017 | 2018 | 2019 | 2020 | 2021 | 2022 |

3.62) sq_199204_9 1992 Apr

Wording of the question

| | | | | | | |
|--|---|-------|--------------|-----|-----|--|
| 04/1992 | Variable description | | | | | |
| <p>Which effects will EMU have on world trade?</p> <table border="1"> <tr> <td rowspan="2">d) It will not have any significant impact on foreign trade volumes</td> <td>Agree</td> <td>do not agree</td> </tr> <tr> <td>[1]</td> <td>[2]</td> </tr> </table> | d) It will not have any significant impact on foreign trade volumes | Agree | do not agree | [1] | [2] | |
| d) It will not have any significant impact on foreign trade volumes | | Agree | do not agree | | | |
| | [1] | [2] | | | | |

Time span of the variable

| | | | | | | | | | |
|------|------|------|------|------|------|------|------|------|------|
| 1983 | 1984 | 1985 | 1986 | 1987 | 1988 | 1989 | 1990 | 1991 | 1992 |
| 1993 | 1994 | 1995 | 1996 | 1997 | 1998 | 1999 | 2000 | 2001 | 2002 |
| 2003 | 2004 | 2005 | 2006 | 2007 | 2008 | 2009 | 2010 | 2011 | 2012 |
| 2013 | 2014 | 2015 | 2016 | 2017 | 2018 | 2019 | 2020 | 2021 | 2022 |

3.63) sq_199204_10 1992 Apr

Wording of the question

| | | | | | | | | | | | |
|---|----------------------|------------------------|------------------------|---------------|---------------|-----|-----|-----|-----|-----|--|
| 04/1992 | Variable description | | | | | | | | | | |
| <p>Please try to assess the overall impact the Maastricht convention will have on the economy of your country over the next 10 years:</p> <table border="1"> <tr> <td>very positive</td> <td>positive</td> <td>neutral/ don't know</td> <td>negative</td> <td>very negative</td> </tr> <tr> <td>[1]</td> <td>[2]</td> <td>[3]</td> <td>[4]</td> <td>[5]</td> </tr> </table> | very positive | positive | neutral/ don't know | negative | very negative | [1] | [2] | [3] | [4] | [5] | |
| very positive | positive | neutral/ don't know | negative | very negative | | | | | | | |
| [1] | [2] | [3] | [4] | [5] | | | | | | | |

Time span of the variable

| | | | | | | | | | |
|------|------|------|------|------|------|------|------|------|------|
| 1983 | 1984 | 1985 | 1986 | 1987 | 1988 | 1989 | 1990 | 1991 | 1992 |
| 1993 | 1994 | 1995 | 1996 | 1997 | 1998 | 1999 | 2000 | 2001 | 2002 |
| 2003 | 2004 | 2005 | 2006 | 2007 | 2008 | 2009 | 2010 | 2011 | 2012 |

| | | | | | | | | | |
|------|------|------|------|------|------|------|------|------|------|
| | | | | | | | | | |
| 2013 | 2014 | 2015 | 2016 | 2017 | 2018 | 2019 | 2020 | 2021 | 2022 |

3.64) sq_199204_11 1992 Apr

Wording of the question

| | | | |
|--|-----------------------|-----------------------|---------------------|
| 04/1992 | Variable description | | |
| Please try to assess the importance of the following <u>obstacles your country</u> will face on its way to join EMU: | | | |
| a) too high inflation rates | very important [1] | also important [2] | not relevant [3] |
| | | | |

Time span of the variable

| | | | | | | | | | |
|------|------|------|------|------|------|------|------|------|------|
| 1983 | 1984 | 1985 | 1986 | 1987 | 1988 | 1989 | 1990 | 1991 | 1992 |
| 1993 | 1994 | 1995 | 1996 | 1997 | 1998 | 1999 | 2000 | 2001 | 2002 |
| 2003 | 2004 | 2005 | 2006 | 2007 | 2008 | 2009 | 2010 | 2011 | 2012 |
| 2013 | 2014 | 2015 | 2016 | 2017 | 2018 | 2019 | 2020 | 2021 | 2022 |

3.65) sq_199204_12 1992 Apr

Wording of the question

| | | | |
|--|-----------------------|-----------------------|---------------------|
| 04/1992 | Variable description | | |
| Please try to assess the importance of the following <u>obstacles your country</u> will face on its way to join EMU: | | | |
| b) too high budget deficit | very important [1] | also important [2] | not relevant [3] |
| | | | |

Time span of the variable

| | | | | | | | | | |
|------|------|------|------|------|------|------|------|------|------|
| 1983 | 1984 | 1985 | 1986 | 1987 | 1988 | 1989 | 1990 | 1991 | 1992 |
| 1993 | 1994 | 1995 | 1996 | 1997 | 1998 | 1999 | 2000 | 2001 | 2002 |
| 2003 | 2004 | 2005 | 2006 | 2007 | 2008 | 2009 | 2010 | 2011 | 2012 |
| 2013 | 2014 | 2015 | 2016 | 2017 | 2018 | 2019 | 2020 | 2021 | 2022 |

3.66) sq_199204_13 1992 Apr

Wording of the question

| | | | |
|--|----------------------|--|--|
| 04/1992 | Variable description | | |
| Please try to assess the importance of the following <u>obstacles your country</u> will face on its way to join EMU: | | | |

| | | | |
|--------------------------|----------------|----------------|--------------|
| c) too high unemployment | very important | also important | not relevant |
| | [1] | [2] | [3] |
| | | | |

Time span of the variable

| | | | | | | | | | |
|------|------|------|------|------|------|------|------|------|------|
| 1983 | 1984 | 1985 | 1986 | 1987 | 1988 | 1989 | 1990 | 1991 | 1992 |
| 1993 | 1994 | 1995 | 1996 | 1997 | 1998 | 1999 | 2000 | 2001 | 2002 |
| 2003 | 2004 | 2005 | 2006 | 2007 | 2008 | 2009 | 2010 | 2011 | 2012 |
| 2013 | 2014 | 2015 | 2016 | 2017 | 2018 | 2019 | 2020 | 2021 | 2022 |

3.67) sq_199204_14

1992

Apr

Wording of the question

| | | | |
|-------------------------|--|----------------|--------------|
| 04/1992 | Please try to assess the importance of the following <u>obstacles your country</u> will face on its way to join EMU: | | |
| d) too low income level | very important | also important | not relevant |
| | [1] | [2] | [3] |
| | | | |

Variable description

Time span of the variable

| | | | | | | | | | |
|------|------|------|------|------|------|------|------|------|------|
| 1983 | 1984 | 1985 | 1986 | 1987 | 1988 | 1989 | 1990 | 1991 | 1992 |
| 1993 | 1994 | 1995 | 1996 | 1997 | 1998 | 1999 | 2000 | 2001 | 2002 |
| 2003 | 2004 | 2005 | 2006 | 2007 | 2008 | 2009 | 2010 | 2011 | 2012 |
| 2013 | 2014 | 2015 | 2016 | 2017 | 2018 | 2019 | 2020 | 2021 | 2022 |

3.67.b) sq_199204_14b

1992

Apr

Wording of the question

| | | | |
|-----------------------------|--|----------------|--------------|
| 04/1992 | Please try to assess the importance of the following <u>obstacles your country</u> will face on its way to join EMU: | | |
| e) too high inflation rates | very important | also important | not relevant |
| | [1] | [2] | [3] |
| | | | |

Variable description

!!! Question was asked in April 1992 as well, but could not be identified among the data.

Time span of the variable

| | | | | | | | | | |
|------|------|------|------|------|------|------|------|------|------|
| 1983 | 1984 | 1985 | 1986 | 1987 | 1988 | 1989 | 1990 | 1991 | 1992 |
| 1993 | 1994 | 1995 | 1996 | 1997 | 1998 | 1999 | 2000 | 2001 | 2002 |

| | | | | | | | | | |
|------|------|------|------|------|------|------|------|------|------|
| 2003 | 2004 | 2005 | 2006 | 2007 | 2008 | 2009 | 2010 | 2011 | 2012 |
| 2013 | 2014 | 2015 | 2016 | 2017 | 2018 | 2019 | 2020 | 2021 | 2022 |

3.68) sq_199204_15 1992 Apr

Wording of the question

| | | | | | | | | | | | | | | | | | | | | | | | | | | | | | | | | | | | | | | | | | |
|--|------------------------------|------------------|------------------|-----------------|------|------|------|------|--|------|------|------|------|------|------|------|------|------|------|------|------|------|------|------|------|------|------|------|------|------|------|------|------|------|------|------|------|------|------|------|------|
| <p>04/1992</p> <p>Please try to assess which medium-term <u>impacts</u> the transition to EMU will have on:</p> <table border="1" style="margin-left: auto; margin-right: auto;"> <tr> <td style="width: 300px; height: 40px; vertical-align: middle;">a) inflation in your country</td> <td style="text-align: center;">increase [1]</td> <td style="text-align: center;">no change [2]</td> <td style="text-align: center;">decrease [3]</td> </tr> <tr> <td style="border: none;"></td> <td style="border: none;"></td> <td style="border: none;"></td> <td style="border: none;"></td> </tr> </table> | a) inflation in your country | increase [1] | no change [2] | decrease [3] | | | | | <p>Variable description</p> <p>!!! Question was asked in April 1992 as well, but could not be identified among the data.</p> | | | | | | | | | | | | | | | | | | | | | | | | | | | | | | | | |
| a) inflation in your country | increase [1] | no change [2] | decrease [3] | | | | | | | | | | | | | | | | | | | | | | | | | | | | | | | | | | | | | | |
| | | | | | | | | | | | | | | | | | | | | | | | | | | | | | | | | | | | | | | | | | |
| <p>Time span of the variable</p> <table border="1"> <tr> <td>1983</td><td>1984</td><td>1985</td><td>1986</td><td>1987</td><td>1988</td><td>1989</td><td>1990</td><td>1991</td><td>1992</td> </tr> <tr> <td>1993</td><td>1994</td><td>1995</td><td>1996</td><td>1997</td><td>1998</td><td>1999</td><td>2000</td><td>2001</td><td>2002</td> </tr> <tr> <td>2003</td><td>2004</td><td>2005</td><td>2006</td><td>2007</td><td>2008</td><td>2009</td><td>2010</td><td>2011</td><td>2012</td> </tr> <tr> <td>2013</td><td>2014</td><td>2015</td><td>2016</td><td>2017</td><td>2018</td><td>2019</td><td>2020</td><td>2021</td><td>2022</td> </tr> </table> | | 1983 | 1984 | 1985 | 1986 | 1987 | 1988 | 1989 | 1990 | 1991 | 1992 | 1993 | 1994 | 1995 | 1996 | 1997 | 1998 | 1999 | 2000 | 2001 | 2002 | 2003 | 2004 | 2005 | 2006 | 2007 | 2008 | 2009 | 2010 | 2011 | 2012 | 2013 | 2014 | 2015 | 2016 | 2017 | 2018 | 2019 | 2020 | 2021 | 2022 |
| 1983 | 1984 | 1985 | 1986 | 1987 | 1988 | 1989 | 1990 | 1991 | 1992 | | | | | | | | | | | | | | | | | | | | | | | | | | | | | | | | |
| 1993 | 1994 | 1995 | 1996 | 1997 | 1998 | 1999 | 2000 | 2001 | 2002 | | | | | | | | | | | | | | | | | | | | | | | | | | | | | | | | |
| 2003 | 2004 | 2005 | 2006 | 2007 | 2008 | 2009 | 2010 | 2011 | 2012 | | | | | | | | | | | | | | | | | | | | | | | | | | | | | | | | |
| 2013 | 2014 | 2015 | 2016 | 2017 | 2018 | 2019 | 2020 | 2021 | 2022 | | | | | | | | | | | | | | | | | | | | | | | | | | | | | | | | |

3.69) sq_199204_16 1992 Apr

Wording of the question

| | | | | | | | | | | | | | | | | | | | | | | | | | | | | | | | | | | | | | | | | | |
|--|--|------------------|------------------|-----------------|------|------|------|------|--|------|------|------|------|------|------|------|------|------|------|------|------|------|------|------|------|------|------|------|------|------|------|------|------|------|------|------|------|------|------|------|------|
| <p>04/1992</p> <p>Please try to assess which medium-term <u>impacts</u> the transition to EMU will have on:</p> <table border="1" style="margin-left: auto; margin-right: auto;"> <tr> <td style="width: 300px; height: 40px; vertical-align: middle;">b) Trade of your country with other EC-members</td> <td style="text-align: center;">increase [1]</td> <td style="text-align: center;">no change [2]</td> <td style="text-align: center;">decrease [3]</td> </tr> <tr> <td style="border: none;"></td> <td style="border: none;"></td> <td style="border: none;"></td> <td style="border: none;"></td> </tr> </table> | b) Trade of your country with other EC-members | increase [1] | no change [2] | decrease [3] | | | | | <p>Variable description</p> <p>!!! Question was asked in April 1992 as well, but could not be identified among the data.</p> | | | | | | | | | | | | | | | | | | | | | | | | | | | | | | | | |
| b) Trade of your country with other EC-members | increase [1] | no change [2] | decrease [3] | | | | | | | | | | | | | | | | | | | | | | | | | | | | | | | | | | | | | | |
| | | | | | | | | | | | | | | | | | | | | | | | | | | | | | | | | | | | | | | | | | |
| <p>Time span of the variable</p> <table border="1"> <tr> <td>1983</td><td>1984</td><td>1985</td><td>1986</td><td>1987</td><td>1988</td><td>1989</td><td>1990</td><td>1991</td><td>1992</td> </tr> <tr> <td>1993</td><td>1994</td><td>1995</td><td>1996</td><td>1997</td><td>1998</td><td>1999</td><td>2000</td><td>2001</td><td>2002</td> </tr> <tr> <td>2003</td><td>2004</td><td>2005</td><td>2006</td><td>2007</td><td>2008</td><td>2009</td><td>2010</td><td>2011</td><td>2012</td> </tr> <tr> <td>2013</td><td>2014</td><td>2015</td><td>2016</td><td>2017</td><td>2018</td><td>2019</td><td>2020</td><td>2021</td><td>2022</td> </tr> </table> | | 1983 | 1984 | 1985 | 1986 | 1987 | 1988 | 1989 | 1990 | 1991 | 1992 | 1993 | 1994 | 1995 | 1996 | 1997 | 1998 | 1999 | 2000 | 2001 | 2002 | 2003 | 2004 | 2005 | 2006 | 2007 | 2008 | 2009 | 2010 | 2011 | 2012 | 2013 | 2014 | 2015 | 2016 | 2017 | 2018 | 2019 | 2020 | 2021 | 2022 |
| 1983 | 1984 | 1985 | 1986 | 1987 | 1988 | 1989 | 1990 | 1991 | 1992 | | | | | | | | | | | | | | | | | | | | | | | | | | | | | | | | |
| 1993 | 1994 | 1995 | 1996 | 1997 | 1998 | 1999 | 2000 | 2001 | 2002 | | | | | | | | | | | | | | | | | | | | | | | | | | | | | | | | |
| 2003 | 2004 | 2005 | 2006 | 2007 | 2008 | 2009 | 2010 | 2011 | 2012 | | | | | | | | | | | | | | | | | | | | | | | | | | | | | | | | |
| 2013 | 2014 | 2015 | 2016 | 2017 | 2018 | 2019 | 2020 | 2021 | 2022 | | | | | | | | | | | | | | | | | | | | | | | | | | | | | | | | |

3.70) sq_199204_17 1992 Apr

Wording of the question

| | |
|---------|----------------------|
| 04/1992 | Variable description |
|---------|----------------------|

Please try to assess which medium-term impacts the transition to EMU will have on:

| | | | |
|--|----------|-----------|----------|
| c) Trade of your country with non-EC-countries | increase | no change | decrease |
| | [1] | [2] | [3] |
| | | | |

!!! Question was asked in April 1992 as well, but could not be identified among the data.

Time span of the variable

| | | | | | | | | | |
|------|------|------|------|------|------|------|------|------|------|
| 1983 | 1984 | 1985 | 1986 | 1987 | 1988 | 1989 | 1990 | 1991 | 1992 |
| 1993 | 1994 | 1995 | 1996 | 1997 | 1998 | 1999 | 2000 | 2001 | 2002 |
| 2003 | 2004 | 2005 | 2006 | 2007 | 2008 | 2009 | 2010 | 2011 | 2012 |
| 2013 | 2014 | 2015 | 2016 | 2017 | 2018 | 2019 | 2020 | 2021 | 2022 |

3.71) sq_199204_18 1992 Apr

Wording of the question

04/1992

Please try to assess which medium-term impacts the transition to EMU will have on:

| | | | |
|---------------------------------------|----------|-----------|----------|
| d) Foreign investment in your country | increase | no change | decrease |
| | [1] | [2] | [3] |
| | | | |

Variable description

!!! Question was asked in April 1992 as well, but could not be identified among the data.

Time span of the variable

| | | | | | | | | | |
|------|------|------|------|------|------|------|------|------|------|
| 1983 | 1984 | 1985 | 1986 | 1987 | 1988 | 1989 | 1990 | 1991 | 1992 |
| 1993 | 1994 | 1995 | 1996 | 1997 | 1998 | 1999 | 2000 | 2001 | 2002 |
| 2003 | 2004 | 2005 | 2006 | 2007 | 2008 | 2009 | 2010 | 2011 | 2012 |
| 2013 | 2014 | 2015 | 2016 | 2017 | 2018 | 2019 | 2020 | 2021 | 2022 |

3.72) sq_199204_19 1992 Apr

Wording of the question

04/1992

Please try to assess which medium-term impacts the transition to EMU will have on:

| | | | |
|------------------------------------|----------|-----------|----------|
| e) Economic growth of your country | increase | no change | decrease |
| | [1] | [2] | [3] |
| | | | |

Variable description

!!! Question was asked in April 1992 as well, but could not be identified among the data.

Time span of the variable

| | | | | | | | | | |
|------|------|------|------|------|------|------|------|------|------|
| 1983 | 1984 | 1985 | 1986 | 1987 | 1988 | 1989 | 1990 | 1991 | 1992 |
| 1993 | 1994 | 1995 | 1996 | 1997 | 1998 | 1999 | 2000 | 2001 | 2002 |

| | | | | | | | | | |
|------|------|------|------|------|------|------|------|------|------|
| | | | | | | | | | |
| 2003 | 2004 | 2005 | 2006 | 2007 | 2008 | 2009 | 2010 | 2011 | 2012 |
| | | | | | | | | | |
| 2013 | 2014 | 2015 | 2016 | 2017 | 2018 | 2019 | 2020 | 2021 | 2022 |
| | | | | | | | | | |

3.73) sq_199804_1 1998 Apr

Wording of the question

| | | | | | | | | | | | | | | | | | | | | | | | | | | | | | | | | | | | | | | | | | | | | | | | | | | | | | | | | | | | | | | | | | | | | | | | | | | | | | | | | | |
|---|---|----------------|-----------|------------------|------|------|------|----------------------|------|------|------|--|--|--|--|--|--|--|--|--|--|------|------|------|------|------|------|------|------|------|------|--|--|--|--|--|--|--|--|--|--|------|------|------|------|------|------|------|------|------|------|--|--|--|--|--|--|--|--|--|--|------|------|------|------|------|------|------|------|------|------|--|--|--|--|--|--|--|--|--|--|
| <p>04/1998</p> <p>How do you assess the importance of the following impacts that the economy of your country might be confronted with due to the Asian crisis?</p> <table border="1" style="margin-left: auto; margin-right: auto;"> <tr> <td rowspan="2" style="text-align: center;"> Intensified price competition market - in the home </td> <td style="text-align: center;">very important</td> <td style="text-align: center;">important</td> <td style="text-align: center;">not so important</td> </tr> <tr> <td style="text-align: center;">[1]</td> <td style="text-align: center;">[2]</td> <td style="text-align: center;">[3]</td> </tr> </table> | Intensified price competition market - in the home | very important | important | not so important | [1] | [2] | [3] | Variable description | | | | | | | | | | | | | | | | | | | | | | | | | | | | | | | | | | | | | | | | | | | | | | | | | | | | | | | | | | | | | | | | | | | | | | | | | |
| Intensified price competition market - in the home | | very important | important | not so important | | | | | | | | | | | | | | | | | | | | | | | | | | | | | | | | | | | | | | | | | | | | | | | | | | | | | | | | | | | | | | | | | | | | | | | | | | | | | |
| | [1] | [2] | [3] | | | | | | | | | | | | | | | | | | | | | | | | | | | | | | | | | | | | | | | | | | | | | | | | | | | | | | | | | | | | | | | | | | | | | | | | | | | | | | |
| <p>Time span of the variable</p> <table border="1"> <tr><td>1983</td><td>1984</td><td>1985</td><td>1986</td><td>1987</td><td>1988</td><td>1989</td><td>1990</td><td>1991</td><td>1992</td></tr> <tr><td></td><td></td><td></td><td></td><td></td><td></td><td></td><td></td><td></td><td></td></tr> <tr><td>1993</td><td>1994</td><td>1995</td><td>1996</td><td>1997</td><td>1998</td><td>1999</td><td>2000</td><td>2001</td><td>2002</td></tr> <tr><td></td><td></td><td></td><td></td><td></td><td style="background-color: #003366;"></td><td></td><td></td><td></td><td></td></tr> <tr><td>2003</td><td>2004</td><td>2005</td><td>2006</td><td>2007</td><td>2008</td><td>2009</td><td>2010</td><td>2011</td><td>2012</td></tr> <tr><td></td><td></td><td></td><td></td><td></td><td></td><td></td><td></td><td></td><td></td></tr> <tr><td>2013</td><td>2014</td><td>2015</td><td>2016</td><td>2017</td><td>2018</td><td>2019</td><td>2020</td><td>2021</td><td>2022</td></tr> <tr><td></td><td></td><td></td><td></td><td></td><td></td><td></td><td></td><td></td><td></td></tr> </table> | | 1983 | 1984 | 1985 | 1986 | 1987 | 1988 | 1989 | 1990 | 1991 | 1992 | | | | | | | | | | | 1993 | 1994 | 1995 | 1996 | 1997 | 1998 | 1999 | 2000 | 2001 | 2002 | | | | | | | | | | | 2003 | 2004 | 2005 | 2006 | 2007 | 2008 | 2009 | 2010 | 2011 | 2012 | | | | | | | | | | | 2013 | 2014 | 2015 | 2016 | 2017 | 2018 | 2019 | 2020 | 2021 | 2022 | | | | | | | | | | |
| 1983 | 1984 | 1985 | 1986 | 1987 | 1988 | 1989 | 1990 | 1991 | 1992 | | | | | | | | | | | | | | | | | | | | | | | | | | | | | | | | | | | | | | | | | | | | | | | | | | | | | | | | | | | | | | | | | | | | | | | | |
| | | | | | | | | | | | | | | | | | | | | | | | | | | | | | | | | | | | | | | | | | | | | | | | | | | | | | | | | | | | | | | | | | | | | | | | | | | | | | | | | | |
| 1993 | 1994 | 1995 | 1996 | 1997 | 1998 | 1999 | 2000 | 2001 | 2002 | | | | | | | | | | | | | | | | | | | | | | | | | | | | | | | | | | | | | | | | | | | | | | | | | | | | | | | | | | | | | | | | | | | | | | | | |
| | | | | | | | | | | | | | | | | | | | | | | | | | | | | | | | | | | | | | | | | | | | | | | | | | | | | | | | | | | | | | | | | | | | | | | | | | | | | | | | | | |
| 2003 | 2004 | 2005 | 2006 | 2007 | 2008 | 2009 | 2010 | 2011 | 2012 | | | | | | | | | | | | | | | | | | | | | | | | | | | | | | | | | | | | | | | | | | | | | | | | | | | | | | | | | | | | | | | | | | | | | | | | |
| | | | | | | | | | | | | | | | | | | | | | | | | | | | | | | | | | | | | | | | | | | | | | | | | | | | | | | | | | | | | | | | | | | | | | | | | | | | | | | | | | |
| 2013 | 2014 | 2015 | 2016 | 2017 | 2018 | 2019 | 2020 | 2021 | 2022 | | | | | | | | | | | | | | | | | | | | | | | | | | | | | | | | | | | | | | | | | | | | | | | | | | | | | | | | | | | | | | | | | | | | | | | | |
| | | | | | | | | | | | | | | | | | | | | | | | | | | | | | | | | | | | | | | | | | | | | | | | | | | | | | | | | | | | | | | | | | | | | | | | | | | | | | | | | | |

3.74) sq_199804_2 1998 Apr

Wording of the question

| | | | | | | | | | | | | | | | | | | | | | | | | | | | | | | | | | | | | | | | | | | | | | | | | | | | | | | | | | | | | | | | | | | | | | | | | | | | | | | | | | |
|---|---|----------------|-----------|------------------|------|------|------|----------------------|------|------|------|--|--|--|--|--|--|--|--|--|--|------|------|------|------|------|------|------|------|------|------|--|--|--|--|--|--|--|--|--|--|------|------|------|------|------|------|------|------|------|------|--|--|--|--|--|--|--|--|--|--|------|------|------|------|------|------|------|------|------|------|--|--|--|--|--|--|--|--|--|--|
| <p>04/1998</p> <p>How do you assess the importance of the following impacts that the economy of your country might be confronted with due to the Asian crisis?</p> <table border="1" style="margin-left: auto; margin-right: auto;"> <tr> <td rowspan="2" style="text-align: center;"> Intensified price competition - in export markets </td> <td style="text-align: center;">very important</td> <td style="text-align: center;">important</td> <td style="text-align: center;">not so important</td> </tr> <tr> <td style="text-align: center;">[1]</td> <td style="text-align: center;">[2]</td> <td style="text-align: center;">[3]</td> </tr> </table> | Intensified price competition - in export markets | very important | important | not so important | [1] | [2] | [3] | Variable description | | | | | | | | | | | | | | | | | | | | | | | | | | | | | | | | | | | | | | | | | | | | | | | | | | | | | | | | | | | | | | | | | | | | | | | | | |
| Intensified price competition - in export markets | | very important | important | not so important | | | | | | | | | | | | | | | | | | | | | | | | | | | | | | | | | | | | | | | | | | | | | | | | | | | | | | | | | | | | | | | | | | | | | | | | | | | | | |
| | [1] | [2] | [3] | | | | | | | | | | | | | | | | | | | | | | | | | | | | | | | | | | | | | | | | | | | | | | | | | | | | | | | | | | | | | | | | | | | | | | | | | | | | | | |
| <p>Time span of the variable</p> <table border="1"> <tr><td>1983</td><td>1984</td><td>1985</td><td>1986</td><td>1987</td><td>1988</td><td>1989</td><td>1990</td><td>1991</td><td>1992</td></tr> <tr><td></td><td></td><td></td><td></td><td></td><td></td><td></td><td></td><td></td><td></td></tr> <tr><td>1993</td><td>1994</td><td>1995</td><td>1996</td><td>1997</td><td>1998</td><td>1999</td><td>2000</td><td>2001</td><td>2002</td></tr> <tr><td></td><td></td><td></td><td></td><td></td><td style="background-color: #003366;"></td><td></td><td></td><td></td><td></td></tr> <tr><td>2003</td><td>2004</td><td>2005</td><td>2006</td><td>2007</td><td>2008</td><td>2009</td><td>2010</td><td>2011</td><td>2012</td></tr> <tr><td></td><td></td><td></td><td></td><td></td><td></td><td></td><td></td><td></td><td></td></tr> <tr><td>2013</td><td>2014</td><td>2015</td><td>2016</td><td>2017</td><td>2018</td><td>2019</td><td>2020</td><td>2021</td><td>2022</td></tr> <tr><td></td><td></td><td></td><td></td><td></td><td></td><td></td><td></td><td></td><td></td></tr> </table> | | 1983 | 1984 | 1985 | 1986 | 1987 | 1988 | 1989 | 1990 | 1991 | 1992 | | | | | | | | | | | 1993 | 1994 | 1995 | 1996 | 1997 | 1998 | 1999 | 2000 | 2001 | 2002 | | | | | | | | | | | 2003 | 2004 | 2005 | 2006 | 2007 | 2008 | 2009 | 2010 | 2011 | 2012 | | | | | | | | | | | 2013 | 2014 | 2015 | 2016 | 2017 | 2018 | 2019 | 2020 | 2021 | 2022 | | | | | | | | | | |
| 1983 | 1984 | 1985 | 1986 | 1987 | 1988 | 1989 | 1990 | 1991 | 1992 | | | | | | | | | | | | | | | | | | | | | | | | | | | | | | | | | | | | | | | | | | | | | | | | | | | | | | | | | | | | | | | | | | | | | | | | |
| | | | | | | | | | | | | | | | | | | | | | | | | | | | | | | | | | | | | | | | | | | | | | | | | | | | | | | | | | | | | | | | | | | | | | | | | | | | | | | | | | |
| 1993 | 1994 | 1995 | 1996 | 1997 | 1998 | 1999 | 2000 | 2001 | 2002 | | | | | | | | | | | | | | | | | | | | | | | | | | | | | | | | | | | | | | | | | | | | | | | | | | | | | | | | | | | | | | | | | | | | | | | | |
| | | | | | | | | | | | | | | | | | | | | | | | | | | | | | | | | | | | | | | | | | | | | | | | | | | | | | | | | | | | | | | | | | | | | | | | | | | | | | | | | | |
| 2003 | 2004 | 2005 | 2006 | 2007 | 2008 | 2009 | 2010 | 2011 | 2012 | | | | | | | | | | | | | | | | | | | | | | | | | | | | | | | | | | | | | | | | | | | | | | | | | | | | | | | | | | | | | | | | | | | | | | | | |
| | | | | | | | | | | | | | | | | | | | | | | | | | | | | | | | | | | | | | | | | | | | | | | | | | | | | | | | | | | | | | | | | | | | | | | | | | | | | | | | | | |
| 2013 | 2014 | 2015 | 2016 | 2017 | 2018 | 2019 | 2020 | 2021 | 2022 | | | | | | | | | | | | | | | | | | | | | | | | | | | | | | | | | | | | | | | | | | | | | | | | | | | | | | | | | | | | | | | | | | | | | | | | |
| | | | | | | | | | | | | | | | | | | | | | | | | | | | | | | | | | | | | | | | | | | | | | | | | | | | | | | | | | | | | | | | | | | | | | | | | | | | | | | | | | |

3.75) sq_199804_3 1998 Apr

Wording of the question

| | |
|--|----------------------|
| | Variable description |
|--|----------------------|

04/1998

How do you assess the importance of the following impacts that the economy of **your country** might be confronted with due to the **Asian crisis**?

| | | | | |
|----------------------------------|---------------|----------------|-----------|------------------|
| Reduced profit margins market | - in the home | very important | important | not so important |
| | | [1] | [2] | [3] |
| | | | | |

Time span of the variable

| | | | | | | | | | |
|------|------|------|------|------|------|------|------|------|------|
| 1983 | 1984 | 1985 | 1986 | 1987 | 1988 | 1989 | 1990 | 1991 | 1992 |
| 1993 | 1994 | 1995 | 1996 | 1997 | 1998 | 1999 | 2000 | 2001 | 2002 |
| 2003 | 2004 | 2005 | 2006 | 2007 | 2008 | 2009 | 2010 | 2011 | 2012 |
| 2013 | 2014 | 2015 | 2016 | 2017 | 2018 | 2019 | 2020 | 2021 | 2022 |

3.76) sq_199804_4

1998 Apr

Wording of the question

04/1998

How do you assess the importance of the following impacts that the economy of **your country** might be confronted with due to the **Asian crisis**?

| | | | | |
|------------------------|---------------------|----------------|-----------|------------------|
| Reduced profit margins | - in export markets | very important | important | not so important |
| | | [1] | [2] | [3] |
| | | | | |

Variable description

Time span of the variable

| | | | | | | | | | |
|------|------|------|------|------|------|------|------|------|------|
| 1983 | 1984 | 1985 | 1986 | 1987 | 1988 | 1989 | 1990 | 1991 | 1992 |
| 1993 | 1994 | 1995 | 1996 | 1997 | 1998 | 1999 | 2000 | 2001 | 2002 |
| 2003 | 2004 | 2005 | 2006 | 2007 | 2008 | 2009 | 2010 | 2011 | 2012 |
| 2013 | 2014 | 2015 | 2016 | 2017 | 2018 | 2019 | 2020 | 2021 | 2022 |

3.77) sq_199804_5

1998 Apr

Wording of the question

04/1998

How do you assess the importance of the following impacts that the economy of **your country** might be confronted with due to the **Asian crisis**?

| | | | |
|--------------------------|----------------|-----------|------------------|
| Dampened economic growth | very important | important | not so important |
| | [1] | [2] | [3] |
| | | | |

Variable description

Time span of the variable

| | | | | | | | | | |
|------|------|------|------|------|------|------|------|------|------|
| 1983 | 1984 | 1985 | 1986 | 1987 | 1988 | 1989 | 1990 | 1991 | 1992 |
|------|------|------|------|------|------|------|------|------|------|

| | | | | | | | | | |
|------|------|------|------|------|------|------|------|------|------|
| 1993 | 1994 | 1995 | 1996 | 1997 | 1998 | 1999 | 2000 | 2001 | 2002 |
| 2003 | 2004 | 2005 | 2006 | 2007 | 2008 | 2009 | 2010 | 2011 | 2012 |
| 2013 | 2014 | 2015 | 2016 | 2017 | 2018 | 2019 | 2020 | 2021 | 2022 |

3.78) sq_199804_6 1998 Apr

Wording of the question

| | |
|--|----------------------|
| 04/1998 What growth in GDP would you have expected in 1998 without the Asian crisis? _____ % | Variable description |
|--|----------------------|

Time span of the variable

| | | | | | | | | | |
|------|------|------|------|------|------|------|------|------|------|
| 1983 | 1984 | 1985 | 1986 | 1987 | 1988 | 1989 | 1990 | 1991 | 1992 |
| 1993 | 1994 | 1995 | 1996 | 1997 | 1998 | 1999 | 2000 | 2001 | 2002 |
| 2003 | 2004 | 2005 | 2006 | 2007 | 2008 | 2009 | 2010 | 2011 | 2012 |
| 2013 | 2014 | 2015 | 2016 | 2017 | 2018 | 2019 | 2020 | 2021 | 2022 |

3.79) sq_199807_1 1998 Jul

Wording of the question

| | | | | | |
|---|------------------|--------------------|------------------|-------------|----------------------|
| 07/1998 How do you assess the chances that the euro will be an important reserve currency for central banks | very good [1] | rather good [2] | uncertain [3] | poor [4] | Variable description |
|---|------------------|--------------------|------------------|-------------|----------------------|

Time span of the variable

| | | | | | | | | | |
|------|------|------|------|------|------|------|------|------|------|
| 1983 | 1984 | 1985 | 1986 | 1987 | 1988 | 1989 | 1990 | 1991 | 1992 |
| 1993 | 1994 | 1995 | 1996 | 1997 | 1998 | 1999 | 2000 | 2001 | 2002 |
| 2003 | 2004 | 2005 | 2006 | 2007 | 2008 | 2009 | 2010 | 2011 | 2012 |
| 2013 | 2014 | 2015 | 2016 | 2017 | 2018 | 2019 | 2020 | 2021 | 2022 |

3.80) sq_199807_2 1998 Jul

Wording of the question

| | |
|--|----------------------|
| 07/1998 How do you assess the chances that the euro will be | Variable description |
|--|----------------------|

| | | | | |
|---|-----------|-------------|-----------|------|
| an important transaction medium for private investors | very good | rather good | uncertain | poor |
| | [1] | [2] | [3] | [4] |

Time span of the variable

| | | | | | | | | | |
|------|------|------|------|------|------|------|------|------|------|
| 1983 | 1984 | 1985 | 1986 | 1987 | 1988 | 1989 | 1990 | 1991 | 1992 |
| 1993 | 1994 | 1995 | 1996 | 1997 | 1998 | 1999 | 2000 | 2001 | 2002 |
| 2003 | 2004 | 2005 | 2006 | 2007 | 2008 | 2009 | 2010 | 2011 | 2012 |
| 2013 | 2014 | 2015 | 2016 | 2017 | 2018 | 2019 | 2020 | 2021 | 2022 |

3.81) sq_199807_3 1998 Jul

Wording of the question

| | | | |
|---|---------------------------|--------------------------------------|-------------------------------------|
| 07/1998 | Variable description | | |
| How do you think the euro/US\$ exchange rate will change? | | | |
| over the next 12 months after introduction | euro will become stronger | euro/US\$ rate will remain unchanged | euro will weaken vis-a-vis the US\$ |
| | [1] | [2] | [3] |

Time span of the variable

| | | | | | | | | | |
|------|------|------|------|------|------|------|------|------|------|
| 1983 | 1984 | 1985 | 1986 | 1987 | 1988 | 1989 | 1990 | 1991 | 1992 |
| 1993 | 1994 | 1995 | 1996 | 1997 | 1998 | 1999 | 2000 | 2001 | 2002 |
| 2003 | 2004 | 2005 | 2006 | 2007 | 2008 | 2009 | 2010 | 2011 | 2012 |
| 2013 | 2014 | 2015 | 2016 | 2017 | 2018 | 2019 | 2020 | 2021 | 2022 |

3.82) sq_199807_4 1998 Jul

Wording of the question

| | | | |
|---|---------------------------|--------------------------------------|-------------------------------------|
| 07/1998 | Variable description | | |
| How do you think the euro/US\$ exchange rate will change? | | | |
| in the following 3 years | euro will become stronger | euro/US\$ rate will remain unchanged | euro will weaken vis-a-vis the US\$ |
| | [1] | [2] | [3] |

Time span of the variable

| | | | | | | | | | |
|------|------|------|------|------|------|------|------|------|------|
| 1983 | 1984 | 1985 | 1986 | 1987 | 1988 | 1989 | 1990 | 1991 | 1992 |
| 1993 | 1994 | 1995 | 1996 | 1997 | 1998 | 1999 | 2000 | 2001 | 2002 |

| | | | | | | | | | |
|------|------|------|------|------|------|------|------|------|------|
| 2003 | 2004 | 2005 | 2006 | 2007 | 2008 | 2009 | 2010 | 2011 | 2012 |
| 2013 | 2014 | 2015 | 2016 | 2017 | 2018 | 2019 | 2020 | 2021 | 2022 |

3.83) sq_199807_5 1998 Jul

Wording of the question

| | | | | | |
|---|----------------------|---------------|--------------------|--------------------|---------------|
| 07/1998 | Variable description | | | | |
| <p>What proportion of your country's foreign trade (exports and imports) will be invoiced in euros?</p> | | | | | |
| by the end of 1999 | | less than 10% | between 10 and 24% | between 25 and 50% | more than 50% |
| | | [1] | [2] | [3] | [4] |

Time span of the variable

| | | | | | | | | | |
|------|------|------|------|------|------|------|------|------|------|
| 1983 | 1984 | 1985 | 1986 | 1987 | 1988 | 1989 | 1990 | 1991 | 1992 |
| 1993 | 1994 | 1995 | 1996 | 1997 | 1998 | 1999 | 2000 | 2001 | 2002 |
| 2003 | 2004 | 2005 | 2006 | 2007 | 2008 | 2009 | 2010 | 2011 | 2012 |
| 2013 | 2014 | 2015 | 2016 | 2017 | 2018 | 2019 | 2020 | 2021 | 2022 |

3.84) sq_199807_6 1998 Jul

Wording of the question

| | | | | | |
|---|----------------------|---------------|--------------------|--------------------|---------------|
| 07/1998 | Variable description | | | | |
| <p>What proportion of your country's foreign trade (exports and imports) will be invoiced in euros?</p> | | | | | |
| in about 3 to 5 years | | less than 10% | between 10 and 24% | between 25 and 50% | more than 50% |
| | | [1] | [2] | [3] | [4] |

Time span of the variable

| | | | | | | | | | |
|------|------|------|------|------|------|------|------|------|------|
| 1983 | 1984 | 1985 | 1986 | 1987 | 1988 | 1989 | 1990 | 1991 | 1992 |
| 1993 | 1994 | 1995 | 1996 | 1997 | 1998 | 1999 | 2000 | 2001 | 2002 |
| 2003 | 2004 | 2005 | 2006 | 2007 | 2008 | 2009 | 2010 | 2011 | 2012 |
| 2013 | 2014 | 2015 | 2016 | 2017 | 2018 | 2019 | 2020 | 2021 | 2022 |

3.85) sq_200204_1 2002 Apr

Wording of the question

| | |
|---------|----------------------|
| 04/2002 | Variable description |
|---------|----------------------|

In today's globalized economy, how important would worldwide acceptance of a **uniform set of accountancy principles** be in creating better and more easily comparable standards of financial reporting?

| | | |
|-----------------------|------------------|--------------------|
| very important [1] | important [2] | unimportant [3] |
| | | |

Time span of the variable

| | | | | | | | | | |
|------|------|------|------|------|------|------|------|------|------|
| 1983 | 1984 | 1985 | 1986 | 1987 | 1988 | 1989 | 1990 | 1991 | 1992 |
| 1993 | 1994 | 1995 | 1996 | 1997 | 1998 | 1999 | 2000 | 2001 | 2002 |
| 2003 | 2004 | 2005 | 2006 | 2007 | 2008 | 2009 | 2010 | 2011 | 2012 |
| 2013 | 2014 | 2015 | 2016 | 2017 | 2018 | 2019 | 2020 | 2021 | 2022 |

3.86) sq_200204_2 2002 Apr

Wording of the question

04/2002
Which of the following statements most closely corresponds to your views (please tick appropriate box):
Both accountancy standards and their implementation need to be more rigorous

Variable description

Time span of the variable

| | | | | | | | | | |
|------|------|------|------|------|------|------|------|------|------|
| 1983 | 1984 | 1985 | 1986 | 1987 | 1988 | 1989 | 1990 | 1991 | 1992 |
| 1993 | 1994 | 1995 | 1996 | 1997 | 1998 | 1999 | 2000 | 2001 | 2002 |
| 2003 | 2004 | 2005 | 2006 | 2007 | 2008 | 2009 | 2010 | 2011 | 2012 |
| 2013 | 2014 | 2015 | 2016 | 2017 | 2018 | 2019 | 2020 | 2021 | 2022 |

3.87) sq_200204_3 2002 Apr

Wording of the question

04/2002
Which of the following statements most closely corresponds to your views (please tick appropriate box):
The standards themselves are satisfactory, but implementation needs to be improved

Variable description

Time span of the variable

| | | | | | | | | | |
|------|------|------|------|------|------|------|------|------|------|
| 1983 | 1984 | 1985 | 1986 | 1987 | 1988 | 1989 | 1990 | 1991 | 1992 |
| 1993 | 1994 | 1995 | 1996 | 1997 | 1998 | 1999 | 2000 | 2001 | 2002 |
| 2003 | 2004 | 2005 | 2006 | 2007 | 2008 | 2009 | 2010 | 2011 | 2012 |
| 2013 | 2014 | 2015 | 2016 | 2017 | 2018 | 2019 | 2020 | 2021 | 2022 |

| | | | | | | | | | |
|--|--|--|--|--|--|--|--|--|--|
| | | | | | | | | | |
|--|--|--|--|--|--|--|--|--|--|

3.88) sq_200204_4 2002 Apr

Wording of the question

| | |
|--|----------------------|
| 04/2002 | Variable description |
| <p>Which of the following statements most closely corresponds to your views (please tick appropriate box):</p> <p>Neither the standards nor their implementation need to be changed <input type="checkbox"/></p> | |

Time span of the variable

| | | | | | | | | | |
|------|------|------|------|------|------|------|------|------|------|
| 1983 | 1984 | 1985 | 1986 | 1987 | 1988 | 1989 | 1990 | 1991 | 1992 |
| | | | | | | | | | |
| 1993 | 1994 | 1995 | 1996 | 1997 | 1998 | 1999 | 2000 | 2001 | 2002 |
| | | | | | | | | | |
| 2003 | 2004 | 2005 | 2006 | 2007 | 2008 | 2009 | 2010 | 2011 | 2012 |
| | | | | | | | | | |
| 2013 | 2014 | 2015 | 2016 | 2017 | 2018 | 2019 | 2020 | 2021 | 2022 |
| | | | | | | | | | |

3.89) sq_200204_5 2002 Apr

Wording of the question

| | |
|--|----------------------|
| 04/2002 | Variable description |
| <p>Please choose which of the following would contribute most effectively to improved financial reporting:</p> <p>Stronger regulation <input type="checkbox"/></p> | |

Time span of the variable

| | | | | | | | | | |
|------|------|------|------|------|------|------|------|------|------|
| 1983 | 1984 | 1985 | 1986 | 1987 | 1988 | 1989 | 1990 | 1991 | 1992 |
| | | | | | | | | | |
| 1993 | 1994 | 1995 | 1996 | 1997 | 1998 | 1999 | 2000 | 2001 | 2002 |
| | | | | | | | | | |
| 2003 | 2004 | 2005 | 2006 | 2007 | 2008 | 2009 | 2010 | 2011 | 2012 |
| | | | | | | | | | |
| 2013 | 2014 | 2015 | 2016 | 2017 | 2018 | 2019 | 2020 | 2021 | 2022 |
| | | | | | | | | | |

3.90) sq_200204_6 2002 Apr

Wording of the question

| | |
|--|----------------------|
| 04/2002 | Variable description |
| <p>Please choose which of the following would contribute most effectively to improved financial reporting:</p> <p>Stronger corporate governance, including disclosure <input type="checkbox"/></p> | |

Time span of the variable

| | | | | | | | | | |
|------|------|------|------|------|------|------|------|------|------|
| 1983 | 1984 | 1985 | 1986 | 1987 | 1988 | 1989 | 1990 | 1991 | 1992 |
| | | | | | | | | | |
| 1993 | 1994 | 1995 | 1996 | 1997 | 1998 | 1999 | 2000 | 2001 | 2002 |
| | | | | | | | | | |

| | | | | | | | | | |
|------|------|------|------|------|------|------|------|------|------|
| 2003 | 2004 | 2005 | 2006 | 2007 | 2008 | 2009 | 2010 | 2011 | 2012 |
| 2013 | 2014 | 2015 | 2016 | 2017 | 2018 | 2019 | 2020 | 2021 | 2022 |

3.91) sq_200301_1 2003 Jan

Wording of the question

| | | | | | | | | | |
|--|---------------------------|--------------------------|--------------------------|-----------------|--|--|--|--|----------------------|
| <p>01/2003</p> <p>How do you assess:</p> <p>- the threat of global deflation</p> <table border="1" style="margin-left: auto; margin-right: auto;"> <tr> <td style="text-align: center;">strong possibility [1]</td> <td style="text-align: center;">possible [2]</td> <td style="text-align: center;">an outside chance [3]</td> <td style="text-align: center;">unlikely [4]</td> </tr> <tr> <td> </td> <td> </td> <td> </td> <td> </td> </tr> </table> | strong possibility [1] | possible [2] | an outside chance [3] | unlikely [4] | | | | | Variable description |
| strong possibility [1] | possible [2] | an outside chance [3] | unlikely [4] | | | | | | |
| | | | | | | | | | |

Time span of the variable

| | | | | | | | | | |
|------|------|------|------|------|------|------|------|------|------|
| 1983 | 1984 | 1985 | 1986 | 1987 | 1988 | 1989 | 1990 | 1991 | 1992 |
| 1993 | 1994 | 1995 | 1996 | 1997 | 1998 | 1999 | 2000 | 2001 | 2002 |
| 2003 | 2004 | 2005 | 2006 | 2007 | 2008 | 2009 | 2010 | 2011 | 2012 |
| 2013 | 2014 | 2015 | 2016 | 2017 | 2018 | 2019 | 2020 | 2021 | 2022 |

3.92) sq_200301_2 2003 Jan

Wording of the question

| | | | | | | | | | |
|---|---------------------------|---------------------------|--------------------------|-----------------|--|--|--|--|----------------------|
| <p>01/2003</p> <p>How do you assess:</p> <p>- the threat of local deflation, in your country or region</p> <table border="1" style="margin-left: auto; margin-right: auto;"> <tr> <td style="text-align: center;">already a problem [1]</td> <td style="text-align: center;">strong possibility [2]</td> <td style="text-align: center;">an outside chance [3]</td> <td style="text-align: center;">unlikely [4]</td> </tr> <tr> <td> </td> <td> </td> <td> </td> <td> </td> </tr> </table> | already a problem [1] | strong possibility [2] | an outside chance [3] | unlikely [4] | | | | | Variable description |
| already a problem [1] | strong possibility [2] | an outside chance [3] | unlikely [4] | | | | | | |
| | | | | | | | | | |

Time span of the variable

| | | | | | | | | | |
|------|------|------|------|------|------|------|------|------|------|
| 1983 | 1984 | 1985 | 1986 | 1987 | 1988 | 1989 | 1990 | 1991 | 1992 |
| 1993 | 1994 | 1995 | 1996 | 1997 | 1998 | 1999 | 2000 | 2001 | 2002 |
| 2003 | 2004 | 2005 | 2006 | 2007 | 2008 | 2009 | 2010 | 2011 | 2012 |
| 2013 | 2014 | 2015 | 2016 | 2017 | 2018 | 2019 | 2020 | 2021 | 2022 |

3.93) sq_200304_1 2003 Apr

Wording of the question

04/2003

Several governments are introducing new rules to **forestall terrorist threats** involving goods entering their territory. Among them is the new regulation requiring advance manifest information to be delivered to US authorities 24 hours before a cargo is loaded on a ship bound for the US - the so called 24-hour rule.

How severe will the **impact on business of this country** be of measures now being implemented abd in the pipeline?

| | | | |
|-----------|--------|--------|-------------|
| No impact | Slight | Severe | Very Severe |
| [1] | [2] | [3] | [4] |
| | | | |

Variable description

Time span of the variable

| | | | | | | | | | |
|------|------|------|------|------|------|------|------|------|------|
| 1983 | 1984 | 1985 | 1986 | 1987 | 1988 | 1989 | 1990 | 1991 | 1992 |
| | | | | | | | | | |
| 1993 | 1994 | 1995 | 1996 | 1997 | 1998 | 1999 | 2000 | 2001 | 2002 |
| | | | | | | | | | |
| 2003 | 2004 | 2005 | 2006 | 2007 | 2008 | 2009 | 2010 | 2011 | 2012 |
| | | | | | | | | | |
| 2013 | 2014 | 2015 | 2016 | 2017 | 2018 | 2019 | 2020 | 2021 | 2022 |
| | | | | | | | | | |

3.94) sq_200304_2 2003 Apr

Wording of the question

04/2003

Several governments are introducing new rules to **forestall terrorist threats** involving goods entering their territory. Among them is the new regulation requiring advance manifest information to be delivered to US authorities 24 hours before a cargo is loaded on a ship bound for the US - the so called 24-hour rule.

Are you satisfied that **governments are cooperating sufficiently closely** with business to increase the security of transborder shipments of goods?

| | | | |
|-----------------|-----------|--------------|-------------------|
| Fully Satisfied | Satisfied | Dissatisfied | Most dissatisfied |
| [1] | [2] | [3] | [4] |
| | | | |

Variable description

Time span of the variable

| | | | | | | | | | |
|------|------|------|------|------|------|------|------|------|------|
| 1983 | 1984 | 1985 | 1986 | 1987 | 1988 | 1989 | 1990 | 1991 | 1992 |
| | | | | | | | | | |
| 1993 | 1994 | 1995 | 1996 | 1997 | 1998 | 1999 | 2000 | 2001 | 2002 |
| | | | | | | | | | |
| 2003 | 2004 | 2005 | 2006 | 2007 | 2008 | 2009 | 2010 | 2011 | 2012 |
| | | | | | | | | | |
| 2013 | 2014 | 2015 | 2016 | 2017 | 2018 | 2019 | 2020 | 2021 | 2022 |
| | | | | | | | | | |

3.95) sq_200304_3 2003 Apr

Wording of the question

04/2003

Several governments are introducing new rules to **forestall terrorist threats** involving goods entering their territory. Among them is the new regulation requiring advance manifest information to be delivered to US authorities 24 hours before a cargo is loaded on a ship bound for the US - the so called 24-hour rule.

How satisfied are you that government are placing sufficient emphasis on **international coordination** of security measures so that companies are not faced with conflicting requirements?

Variable description

| | | | |
|-----------------|-----------|--------------|-------------------|
| Fully Satisfied | Satisfied | Dissatisfied | Most dissatisfied |
| [1] | [2] | [3] | [4] |
| | | | |

Time span of the variable

| | | | | | | | | | |
|------|------|------|------|------|------|------|------|------|------|
| 1983 | 1984 | 1985 | 1986 | 1987 | 1988 | 1989 | 1990 | 1991 | 1992 |
| | | | | | | | | | |
| 1993 | 1994 | 1995 | 1996 | 1997 | 1998 | 1999 | 2000 | 2001 | 2002 |
| | | | | | | | | | |
| 2003 | 2004 | 2005 | 2006 | 2007 | 2008 | 2009 | 2010 | 2011 | 2012 |
| | | | | | | | | | |
| 2013 | 2014 | 2015 | 2016 | 2017 | 2018 | 2019 | 2020 | 2021 | 2022 |
| | | | | | | | | | |

3.96)

sq_200307_1

2003

Jul

Wording of the question

07/2003

What has been the impact of SARS on economic growth in your country?

| | | | |
|------|--------|--------|-------------|
| none | slight | severe | very severe |
| [1] | [2] | [3] | [4] |
| | | | |

| |
|----------------------|
| Variable description |
| |

Time span of the variable

| | | | | | | | | | |
|------|------|------|------|------|------|------|------|------|------|
| 1983 | 1984 | 1985 | 1986 | 1987 | 1988 | 1989 | 1990 | 1991 | 1992 |
| | | | | | | | | | |
| 1993 | 1994 | 1995 | 1996 | 1997 | 1998 | 1999 | 2000 | 2001 | 2002 |
| | | | | | | | | | |
| 2003 | 2004 | 2005 | 2006 | 2007 | 2008 | 2009 | 2010 | 2011 | 2012 |
| | | | | | | | | | |
| 2013 | 2014 | 2015 | 2016 | 2017 | 2018 | 2019 | 2020 | 2021 | 2022 |
| | | | | | | | | | |

3.97)

sq_200307_2

2003

Jul

Wording of the question

07/2003

Have you cut down un business travel as a result of SARS?

| | | | |
|-----------|-------------|---------------|--------------------|
| no change | very little | significantly | very significantly |
| [1] | [2] | [3] | [4] |
| | | | |

| |
|----------------------|
| Variable description |
| |

Time span of the variable

| | | | | | | | | | |
|------|------|------|------|------|------|------|------|------|------|
| 1983 | 1984 | 1985 | 1986 | 1987 | 1988 | 1989 | 1990 | 1991 | 1992 |
| | | | | | | | | | |
| 1993 | 1994 | 1995 | 1996 | 1997 | 1998 | 1999 | 2000 | 2001 | 2002 |
| | | | | | | | | | |
| 2003 | 2004 | 2005 | 2006 | 2007 | 2008 | 2009 | 2010 | 2011 | 2012 |
| | | | | | | | | | |

| | | | | | | | | | | |
|------|------|------|------|------|------|------|------|------|------|--|
| | | | | | | | | | | |
| 2013 | 2014 | 2015 | 2016 | 2017 | 2018 | 2019 | 2020 | 2021 | 2022 | |

3.98) sq_200307_3 2003 Jul

Wording of the question

| | | | | | | | | | | | | | |
|--|----------------------|----------------------|---|---|-----|-----|-----|-----|--|--|--|--|----------------------|
| <p>07/2003</p> <p>Do you think that SARS epidemic will have a negative impact on business relationships or foreign direct investments to countries affected by SARS?</p> <table border="1" style="margin-left: auto; margin-right: auto;"> <tr> <td>no impact</td> <td>slight/ temporary</td> <td>long-time impact</td> <td>depends on further develop- ment</td> </tr> <tr> <td>[1]</td> <td>[2]</td> <td>[3]</td> <td>[4]</td> </tr> <tr> <td></td> <td></td> <td></td> <td></td> </tr> </table> | no impact | slight/ temporary | long-time impact | depends on further develop- ment | [1] | [2] | [3] | [4] | | | | | Variable description |
| no impact | slight/ temporary | long-time impact | depends on further develop- ment | | | | | | | | | | |
| [1] | [2] | [3] | [4] | | | | | | | | | | |
| | | | | | | | | | | | | | |

Time span of the variable

| | | | | | | | | | |
|------|------|------|------|------|------|------|------|------|------|
| 1983 | 1984 | 1985 | 1986 | 1987 | 1988 | 1989 | 1990 | 1991 | 1992 |
| 1993 | 1994 | 1995 | 1996 | 1997 | 1998 | 1999 | 2000 | 2001 | 2002 |
| 2003 | 2004 | 2005 | 2006 | 2007 | 2008 | 2009 | 2010 | 2011 | 2012 |
| 2013 | 2014 | 2015 | 2016 | 2017 | 2018 | 2019 | 2020 | 2021 | 2022 |

3.99) sq_200310_1 2003 Oct

Wording of the question

| | | | | | | | | | | | | | |
|---|------------|----------|---------------|---------------|-----|-----|-----|-----|--|--|--|--|----------------------|
| <p>10/2003</p> <p>How severely is Spam affecting prospects to legitimate online marketing over the Internet?</p> <table border="1" style="margin-left: auto; margin-right: auto;"> <tr> <td>not at all</td> <td>slightly</td> <td>severely</td> <td>very severely</td> </tr> <tr> <td>[1]</td> <td>[2]</td> <td>[3]</td> <td>[4]</td> </tr> <tr> <td></td> <td></td> <td></td> <td></td> </tr> </table> | not at all | slightly | severely | very severely | [1] | [2] | [3] | [4] | | | | | Variable description |
| not at all | slightly | severely | very severely | | | | | | | | | | |
| [1] | [2] | [3] | [4] | | | | | | | | | | |
| | | | | | | | | | | | | | |

Time span of the variable

| | | | | | | | | | |
|------|------|------|------|------|------|------|------|------|------|
| 1983 | 1984 | 1985 | 1986 | 1987 | 1988 | 1989 | 1990 | 1991 | 1992 |
| 1993 | 1994 | 1995 | 1996 | 1997 | 1998 | 1999 | 2000 | 2001 | 2002 |
| 2003 | 2004 | 2005 | 2006 | 2007 | 2008 | 2009 | 2010 | 2011 | 2012 |
| 2013 | 2014 | 2015 | 2016 | 2017 | 2018 | 2019 | 2020 | 2021 | 2022 |

3.100) sq_200310_2 2003 Oct

Wording of the question

| | |
|---|----------------------|
| <p>10/2003</p> <p>As governments seek to legislate against harmful spam, is legitimate online marketing likely to be constrained?</p> | Variable description |
|---|----------------------|

| | | | |
|--------------------|---------------|-----------------|-------------------|
| very likely [1] | likely [2] | unlikely [3] | not at all [4] |
| | | | |

Time span of the variable

| | | | | | | | | | |
|------|------|------|------|------|------|------|------|------|------|
| 1983 | 1984 | 1985 | 1986 | 1987 | 1988 | 1989 | 1990 | 1991 | 1992 |
| | | | | | | | | | |
| 1993 | 1994 | 1995 | 1996 | 1997 | 1998 | 1999 | 2000 | 2001 | 2002 |
| | | | | | | | | | |
| 2003 | 2004 | 2005 | 2006 | 2007 | 2008 | 2009 | 2010 | 2011 | 2012 |
| | | | | | | | | | |
| 2013 | 2014 | 2015 | 2016 | 2017 | 2018 | 2019 | 2020 | 2021 | 2022 |
| | | | | | | | | | |

3.101) sq_200310_3 2003 Oct

Wording of the question

10/2003

To what extent is spam hampering your own business?

| | | | |
|-------------------|-----------------|-----------------|-----------------|
| not at all [1] | slightly [2] | somewhat [3] | severely [4] |
| | | | |

Variable description

Time span of the variable

| | | | | | | | | | |
|------|------|------|------|------|------|------|------|------|------|
| 1983 | 1984 | 1985 | 1986 | 1987 | 1988 | 1989 | 1990 | 1991 | 1992 |
| | | | | | | | | | |
| 1993 | 1994 | 1995 | 1996 | 1997 | 1998 | 1999 | 2000 | 2001 | 2002 |
| | | | | | | | | | |
| 2003 | 2004 | 2005 | 2006 | 2007 | 2008 | 2009 | 2010 | 2011 | 2012 |
| | | | | | | | | | |
| 2013 | 2014 | 2015 | 2016 | 2017 | 2018 | 2019 | 2020 | 2021 | 2022 |
| | | | | | | | | | |

3.102) sq_200401_1 2004 Jan

Wording of the question

01/2004

Fears of terrorist attacks have affected business prospects for 2004 in my country:

| | | | |
|-------------------|-----------------|-----------------|----------------------|
| not at all [1] | slightly [2] | severely [3] | very severely [4] |
| | | | |

Variable description

Time span of the variable

| | | | | | | | | | |
|------|------|------|------|------|------|------|------|------|------|
| 1983 | 1984 | 1985 | 1986 | 1987 | 1988 | 1989 | 1990 | 1991 | 1992 |
| | | | | | | | | | |
| 1993 | 1994 | 1995 | 1996 | 1997 | 1998 | 1999 | 2000 | 2001 | 2002 |
| | | | | | | | | | |
| 2003 | 2004 | 2005 | 2006 | 2007 | 2008 | 2009 | 2010 | 2011 | 2012 |
| | | | | | | | | | |

| | | | | | | | | | |
|------|------|------|------|------|------|------|------|------|------|
| | | | | | | | | | |
| 2013 | 2014 | 2015 | 2016 | 2017 | 2018 | 2019 | 2020 | 2021 | 2022 |

3.103) sq_200401_2 2004 Jan

Wording of the question

| | | | | | | | | | | | | | |
|--|------------|----------|------------|------------|-----|-----|-----|-----|--|--|--|--|----------------------|
| <p>01/2004</p> <p>Cost increases for business in my country resulting from government security measures being implemented after the 11 September 2001 attack on the World Trade Center have been:</p> <table border="1" style="margin-left: auto; margin-right: auto;"> <tr> <td>negligible</td> <td>moderate</td> <td>heavy</td> <td>very heavy</td> </tr> <tr> <td>[1]</td> <td>[2]</td> <td>[3]</td> <td>[4]</td> </tr> <tr> <td></td> <td></td> <td></td> <td></td> </tr> </table> | negligible | moderate | heavy | very heavy | [1] | [2] | [3] | [4] | | | | | Variable description |
| negligible | moderate | heavy | very heavy | | | | | | | | | | |
| [1] | [2] | [3] | [4] | | | | | | | | | | |
| | | | | | | | | | | | | | |

Time span of the variable

| | | | | | | | | | |
|------|------|------|------|------|------|------|------|------|------|
| 1983 | 1984 | 1985 | 1986 | 1987 | 1988 | 1989 | 1990 | 1991 | 1992 |
| | | | | | | | | | |
| 1993 | 1994 | 1995 | 1996 | 1997 | 1998 | 1999 | 2000 | 2001 | 2002 |
| | | | | | | | | | |
| 2003 | 2004 | 2005 | 2006 | 2007 | 2008 | 2009 | 2010 | 2011 | 2012 |
| | | | | | | | | | |
| 2013 | 2014 | 2015 | 2016 | 2017 | 2018 | 2019 | 2020 | 2021 | 2022 |

3.104) sq_200401_3 2004 Jan

Wording of the question

| | | | | | | | | | | | | | | | | | | | |
|--|---|---------------------------------------|-----|--|---|-----|--|---|-----|--|---|-----|--|---------------------------------------|-----|--|----------------------------------|-----|----------------------|
| <p>01/2004</p> <p>How would you characterize the economic prospects in your country for the next 1 to 2 years:</p> <table border="1" style="margin-left: auto; margin-right: auto;"> <tr> <td></td> <td>current economic upturn will continue</td> <td>[1]</td> </tr> <tr> <td></td> <td>current economic upturn will level off soon</td> <td>[2]</td> </tr> <tr> <td></td> <td>currently low economic performance will improve</td> <td>[3]</td> </tr> <tr> <td></td> <td>economic performance remains at low level</td> <td>[4]</td> </tr> <tr> <td></td> <td>economic performance will deteriorate</td> <td>[5]</td> </tr> <tr> <td></td> <td>no assessment possible at moment</td> <td>[6]</td> </tr> </table> | | current economic upturn will continue | [1] | | current economic upturn will level off soon | [2] | | currently low economic performance will improve | [3] | | economic performance remains at low level | [4] | | economic performance will deteriorate | [5] | | no assessment possible at moment | [6] | Variable description |
| | current economic upturn will continue | [1] | | | | | | | | | | | | | | | | | |
| | current economic upturn will level off soon | [2] | | | | | | | | | | | | | | | | | |
| | currently low economic performance will improve | [3] | | | | | | | | | | | | | | | | | |
| | economic performance remains at low level | [4] | | | | | | | | | | | | | | | | | |
| | economic performance will deteriorate | [5] | | | | | | | | | | | | | | | | | |
| | no assessment possible at moment | [6] | | | | | | | | | | | | | | | | | |

Time span of the variable

| | | | | | | | | | |
|------|------|------|------|------|------|------|------|------|------|
| 1983 | 1984 | 1985 | 1986 | 1987 | 1988 | 1989 | 1990 | 1991 | 1992 |
| | | | | | | | | | |
| 1993 | 1994 | 1995 | 1996 | 1997 | 1998 | 1999 | 2000 | 2001 | 2002 |
| | | | | | | | | | |
| 2003 | 2004 | 2005 | 2006 | 2007 | 2008 | 2009 | 2010 | 2011 | 2012 |
| | | | | | | | | | |
| 2013 | 2014 | 2015 | 2016 | 2017 | 2018 | 2019 | 2020 | 2021 | 2022 |

3.105) sq_200404_1 2004 Apr

Wording of the question

| | |
|--|----------------------|
| | Variable description |
|--|----------------------|

04/2004

How important is it to your business/the economy of your country that the Doha Round gets back on track?

| | | | |
|-----------------------|------------------|----------------------|------------------|
| very important [1] | important [2] | not important [3] | no answer [4] |
| | | | |

Time span of the variable

| | | | | | | | | | |
|------|------|------|------|------|------|------|------|------|------|
| 1983 | 1984 | 1985 | 1986 | 1987 | 1988 | 1989 | 1990 | 1991 | 1992 |
| | | | | | | | | | |
| 1993 | 1994 | 1995 | 1996 | 1997 | 1998 | 1999 | 2000 | 2001 | 2002 |
| | | | | | | | | | |
| 2003 | 2004 | 2005 | 2006 | 2007 | 2008 | 2009 | 2010 | 2011 | 2012 |
| | | | | | | | | | |
| 2013 | 2014 | 2015 | 2016 | 2017 | 2018 | 2019 | 2020 | 2021 | 2022 |
| | | | | | | | | | |

3.106)

sq_200404_2

2004

Apr

Wording of the question

04/2004

How satisfied are you with the efforts of the world's political leaders to contain protectionist pressures and to promote a better understanding among electorates of the benefits of an open international trade system?

| | | | |
|------------------------|------------------|----------------------|------------------|
| fully satisfied [1] | satisfied [2] | dis-satisfied [3] | no answer [4] |
| | | | |

Variable description

Time span of the variable

| | | | | | | | | | |
|------|------|------|------|------|------|------|------|------|------|
| 1983 | 1984 | 1985 | 1986 | 1987 | 1988 | 1989 | 1990 | 1991 | 1992 |
| | | | | | | | | | |
| 1993 | 1994 | 1995 | 1996 | 1997 | 1998 | 1999 | 2000 | 2001 | 2002 |
| | | | | | | | | | |
| 2003 | 2004 | 2005 | 2006 | 2007 | 2008 | 2009 | 2010 | 2011 | 2012 |
| | | | | | | | | | |
| 2013 | 2014 | 2015 | 2016 | 2017 | 2018 | 2019 | 2020 | 2021 | 2022 |
| | | | | | | | | | |

3.107)

sq_200407_1

2004

Jul

Wording of the question

07/2004

To what extent has the **economy of your contry** been affected by globalization?

| | | | |
|--------------------------------|-----------------------|-----------------|------------------|
| very signifi- cantly [1] | signifi-cantly [2] | slightly [3] | no impact [4] |
| | | | |

Variable description

Time span of the variable

| | | | | | | | | | |
|------|------|------|------|------|------|------|------|------|------|
| 1983 | 1984 | 1985 | 1986 | 1987 | 1988 | 1989 | 1990 | 1991 | 1992 |
| | | | | | | | | | |

| | | | | | | | | | |
|------|------|------|------|------|------|------|------|------|------|
| 1993 | 1994 | 1995 | 1996 | 1997 | 1998 | 1999 | 2000 | 2001 | 2002 |
| 2003 | 2004 | 2005 | 2006 | 2007 | 2008 | 2009 | 2010 | 2011 | 2012 |
| 2013 | 2014 | 2015 | 2016 | 2017 | 2018 | 2019 | 2020 | 2021 | 2022 |

3.108) sq_200407_2

2004

Jul

Wording of the question

| | | | | | | | | | |
|--|--------------------|---|---|------------|-----|-----|-----|-----|----------------------|
| <p>07/2004</p> <p>How would you describe the impact of globalization on the economic welfare of your country?</p> <table border="1" style="margin-left: auto; margin-right: auto;"> <tr> <td style="text-align: center;">very positively</td> <td style="text-align: center;">positively</td> <td style="text-align: center;">both positively and negatively</td> <td style="text-align: center;">negatively</td> </tr> <tr> <td style="text-align: center;">[1]</td> <td style="text-align: center;">[2]</td> <td style="text-align: center;">[3]</td> <td style="text-align: center;">[4]</td> </tr> </table> | very positively | positively | both positively and negatively | negatively | [1] | [2] | [3] | [4] | Variable description |
| very positively | positively | both positively and negatively | negatively | | | | | | |
| [1] | [2] | [3] | [4] | | | | | | |

Time span of the variable

| | | | | | | | | | |
|------|------|------|------|------|------|------|------|------|------|
| 1983 | 1984 | 1985 | 1986 | 1987 | 1988 | 1989 | 1990 | 1991 | 1992 |
| 1993 | 1994 | 1995 | 1996 | 1997 | 1998 | 1999 | 2000 | 2001 | 2002 |
| 2003 | 2004 | 2005 | 2006 | 2007 | 2008 | 2009 | 2010 | 2011 | 2012 |
| 2013 | 2014 | 2015 | 2016 | 2017 | 2018 | 2019 | 2020 | 2021 | 2022 |

3.109) sq_200407_3

2004

Jul

Wording of the question

| | | | | | | | | | |
|---|--------------------|---|---|------------|-----|-----|-----|-----|----------------------|
| <p>07/2004</p> <p>How would you judge the impact of globalization on world economic welfare?</p> <table border="1" style="margin-left: auto; margin-right: auto;"> <tr> <td style="text-align: center;">very positively</td> <td style="text-align: center;">positively</td> <td style="text-align: center;">both positively and negatively</td> <td style="text-align: center;">negatively</td> </tr> <tr> <td style="text-align: center;">[1]</td> <td style="text-align: center;">[2]</td> <td style="text-align: center;">[3]</td> <td style="text-align: center;">[4]</td> </tr> </table> | very positively | positively | both positively and negatively | negatively | [1] | [2] | [3] | [4] | Variable description |
| very positively | positively | both positively and negatively | negatively | | | | | | |
| [1] | [2] | [3] | [4] | | | | | | |

Time span of the variable

| | | | | | | | | | |
|------|------|------|------|------|------|------|------|------|------|
| 1983 | 1984 | 1985 | 1986 | 1987 | 1988 | 1989 | 1990 | 1991 | 1992 |
| 1993 | 1994 | 1995 | 1996 | 1997 | 1998 | 1999 | 2000 | 2001 | 2002 |
| 2003 | 2004 | 2005 | 2006 | 2007 | 2008 | 2009 | 2010 | 2011 | 2012 |
| 2013 | 2014 | 2015 | 2016 | 2017 | 2018 | 2019 | 2020 | 2021 | 2022 |

3.110) sq_200410_1

2004

Oct

Wording of the question

| | | | | | | | | | | | | | | | | | | | | | | | | | | | | | | | | | | | | | | | | | |
|--|----------------------|------|------|------|------|------|------|------|------|------|------|------|------|------|------|------|------|------|------|------|------|------|------|------|------|------|------|------|------|------|------|------|------|------|------|------|------|------|------|------|------|
| <p>10/2004</p> <p>Your country's official unemployment rate at present is (percentage of labour force actively seeking work, out of the total number of employable persons)</p> <p style="text-align: center;">_____ %</p> | Variable description | | | | | | | | | | | | | | | | | | | | | | | | | | | | | | | | | | | | | | | | |
| <p>Time span of the variable</p> <table border="1"> <tr><td>1983</td><td>1984</td><td>1985</td><td>1986</td><td>1987</td><td>1988</td><td>1989</td><td>1990</td><td>1991</td><td>1992</td></tr> <tr><td>1993</td><td>1994</td><td>1995</td><td>1996</td><td>1997</td><td>1998</td><td>1999</td><td>2000</td><td>2001</td><td>2002</td></tr> <tr><td>2003</td><td>2004</td><td>2005</td><td>2006</td><td>2007</td><td>2008</td><td>2009</td><td>2010</td><td>2011</td><td>2012</td></tr> <tr><td>2013</td><td>2014</td><td>2015</td><td>2016</td><td>2017</td><td>2018</td><td>2019</td><td>2020</td><td>2021</td><td>2022</td></tr> </table> | | 1983 | 1984 | 1985 | 1986 | 1987 | 1988 | 1989 | 1990 | 1991 | 1992 | 1993 | 1994 | 1995 | 1996 | 1997 | 1998 | 1999 | 2000 | 2001 | 2002 | 2003 | 2004 | 2005 | 2006 | 2007 | 2008 | 2009 | 2010 | 2011 | 2012 | 2013 | 2014 | 2015 | 2016 | 2017 | 2018 | 2019 | 2020 | 2021 | 2022 |
| 1983 | 1984 | 1985 | 1986 | 1987 | 1988 | 1989 | 1990 | 1991 | 1992 | | | | | | | | | | | | | | | | | | | | | | | | | | | | | | | | |
| 1993 | 1994 | 1995 | 1996 | 1997 | 1998 | 1999 | 2000 | 2001 | 2002 | | | | | | | | | | | | | | | | | | | | | | | | | | | | | | | | |
| 2003 | 2004 | 2005 | 2006 | 2007 | 2008 | 2009 | 2010 | 2011 | 2012 | | | | | | | | | | | | | | | | | | | | | | | | | | | | | | | | |
| 2013 | 2014 | 2015 | 2016 | 2017 | 2018 | 2019 | 2020 | 2021 | 2022 | | | | | | | | | | | | | | | | | | | | | | | | | | | | | | | | |

3.111) sq_200410_2 2004 Oct

Wording of the question

| | | | | | | | | | | | | | | | | | | | | | | | | | | | | | | | | | | | | | | | | | |
|--|----------------|----------------|-------|------|------|------|----------------------|------|------|------|------|------|------|------|------|------|------|------|------|------|------|------|------|------|------|------|------|------|------|------|------|------|------|------|------|------|------|------|------|------|------|
| <p>10/2004</p> <p>The effective number of persons seeking work compared to the official rate is</p> <table border="1" style="margin-left: auto; margin-right: auto;"> <tr> <td>higher</td> <td>about the same</td> <td>lower</td> </tr> <tr> <td>[1]</td> <td>[2]</td> <td>[3]</td> </tr> </table> | higher | about the same | lower | [1] | [2] | [3] | Variable description | | | | | | | | | | | | | | | | | | | | | | | | | | | | | | | | | | |
| higher | about the same | lower | | | | | | | | | | | | | | | | | | | | | | | | | | | | | | | | | | | | | | | |
| [1] | [2] | [3] | | | | | | | | | | | | | | | | | | | | | | | | | | | | | | | | | | | | | | | |
| <p>Time span of the variable</p> <table border="1"> <tr><td>1983</td><td>1984</td><td>1985</td><td>1986</td><td>1987</td><td>1988</td><td>1989</td><td>1990</td><td>1991</td><td>1992</td></tr> <tr><td>1993</td><td>1994</td><td>1995</td><td>1996</td><td>1997</td><td>1998</td><td>1999</td><td>2000</td><td>2001</td><td>2002</td></tr> <tr><td>2003</td><td>2004</td><td>2005</td><td>2006</td><td>2007</td><td>2008</td><td>2009</td><td>2010</td><td>2011</td><td>2012</td></tr> <tr><td>2013</td><td>2014</td><td>2015</td><td>2016</td><td>2017</td><td>2018</td><td>2019</td><td>2020</td><td>2021</td><td>2022</td></tr> </table> | | 1983 | 1984 | 1985 | 1986 | 1987 | 1988 | 1989 | 1990 | 1991 | 1992 | 1993 | 1994 | 1995 | 1996 | 1997 | 1998 | 1999 | 2000 | 2001 | 2002 | 2003 | 2004 | 2005 | 2006 | 2007 | 2008 | 2009 | 2010 | 2011 | 2012 | 2013 | 2014 | 2015 | 2016 | 2017 | 2018 | 2019 | 2020 | 2021 | 2022 |
| 1983 | 1984 | 1985 | 1986 | 1987 | 1988 | 1989 | 1990 | 1991 | 1992 | | | | | | | | | | | | | | | | | | | | | | | | | | | | | | | | |
| 1993 | 1994 | 1995 | 1996 | 1997 | 1998 | 1999 | 2000 | 2001 | 2002 | | | | | | | | | | | | | | | | | | | | | | | | | | | | | | | | |
| 2003 | 2004 | 2005 | 2006 | 2007 | 2008 | 2009 | 2010 | 2011 | 2012 | | | | | | | | | | | | | | | | | | | | | | | | | | | | | | | | |
| 2013 | 2014 | 2015 | 2016 | 2017 | 2018 | 2019 | 2020 | 2021 | 2022 | | | | | | | | | | | | | | | | | | | | | | | | | | | | | | | | |

3.112) sq_200410_3 2004 Oct

Wording of the question

| | | | | | | | | | | | | | | | | | | | | | |
|--|----------------------|------|------|------|------|------|------|------|------|------|------|------|------|------|------|------|------|------|------|------|------|
| <p>10/2004</p> <p>The effective number of persons seeking work compared to the official rate is</p> <p>[...]</p> <p>approximate effective rate is _____ %</p> | Variable description | | | | | | | | | | | | | | | | | | | | |
| <p>Time span of the variable</p> <table border="1"> <tr><td>1983</td><td>1984</td><td>1985</td><td>1986</td><td>1987</td><td>1988</td><td>1989</td><td>1990</td><td>1991</td><td>1992</td></tr> <tr><td>1993</td><td>1994</td><td>1995</td><td>1996</td><td>1997</td><td>1998</td><td>1999</td><td>2000</td><td>2001</td><td>2002</td></tr> </table> | | 1983 | 1984 | 1985 | 1986 | 1987 | 1988 | 1989 | 1990 | 1991 | 1992 | 1993 | 1994 | 1995 | 1996 | 1997 | 1998 | 1999 | 2000 | 2001 | 2002 |
| 1983 | 1984 | 1985 | 1986 | 1987 | 1988 | 1989 | 1990 | 1991 | 1992 | | | | | | | | | | | | |
| 1993 | 1994 | 1995 | 1996 | 1997 | 1998 | 1999 | 2000 | 2001 | 2002 | | | | | | | | | | | | |

| | | | | | | | | | |
|------|------|------|------|------|------|------|------|------|------|
| 2003 | 2004 | 2005 | 2006 | 2007 | 2008 | 2009 | 2010 | 2011 | 2012 |
| | | | | | | | | | |
| 2013 | 2014 | 2015 | 2016 | 2017 | 2018 | 2019 | 2020 | 2021 | 2022 |
| | | | | | | | | | |

3.113) sq_200410_4 2004 Oct

Wording of the question

| | | | | | | | | | | |
|--|----------------|----------------|-------|-----|-----|-----|--|--|--|----------------------|
| <p>10/2004</p> <p>Given the economic growth expectation in your country, the number of employed persons in 2005 compared to 2004 will be</p> <table border="1" style="margin-left: auto; margin-right: auto;"> <tr> <td>higher</td> <td>about the same</td> <td>lower</td> </tr> <tr> <td>[1]</td> <td>[2]</td> <td>[3]</td> </tr> <tr> <td></td> <td></td> <td></td> </tr> </table> | higher | about the same | lower | [1] | [2] | [3] | | | | Variable description |
| higher | about the same | lower | | | | | | | | |
| [1] | [2] | [3] | | | | | | | | |
| | | | | | | | | | | |

Time span of the variable

| | | | | | | | | | |
|------|------|------|------|------|------|------|------|------|------|
| 1983 | 1984 | 1985 | 1986 | 1987 | 1988 | 1989 | 1990 | 1991 | 1992 |
| | | | | | | | | | |
| 1993 | 1994 | 1995 | 1996 | 1997 | 1998 | 1999 | 2000 | 2001 | 2002 |
| | | | | | | | | | |
| 2003 | 2004 | 2005 | 2006 | 2007 | 2008 | 2009 | 2010 | 2011 | 2012 |
| | | | | | | | | | |
| 2013 | 2014 | 2015 | 2016 | 2017 | 2018 | 2019 | 2020 | 2021 | 2022 |
| | | | | | | | | | |

3.114) sq_200501_1 2005 Jan

Wording of the question

| | | | | | | | | | | | | | | | |
|--|---------------------|----------------|-------|----------|-------------------|-----|-----|-----|-----|--|--|--|--|--|----------------------|
| <p>01/2005</p> <p>Counterfeit products and the theft of intellectual property are among the most pressing problems facing business today.</p> <table border="1" style="margin-left: auto; margin-right: auto;"> <tr> <td rowspan="2" style="text-align: center;">business in general</td> <td>strongly agree</td> <td>agree</td> <td>disagree</td> <td>strongly disagree</td> </tr> <tr> <td>[1]</td> <td>[2]</td> <td>[3]</td> <td>[4]</td> </tr> <tr> <td></td> <td></td> <td></td> <td></td> <td></td> </tr> </table> | business in general | strongly agree | agree | disagree | strongly disagree | [1] | [2] | [3] | [4] | | | | | | Variable description |
| business in general | | strongly agree | agree | disagree | strongly disagree | | | | | | | | | | |
| | [1] | [2] | [3] | [4] | | | | | | | | | | | |
| | | | | | | | | | | | | | | | |

Time span of the variable

| | | | | | | | | | |
|------|------|------|------|------|------|------|------|------|------|
| 1983 | 1984 | 1985 | 1986 | 1987 | 1988 | 1989 | 1990 | 1991 | 1992 |
| | | | | | | | | | |
| 1993 | 1994 | 1995 | 1996 | 1997 | 1998 | 1999 | 2000 | 2001 | 2002 |
| | | | | | | | | | |
| 2003 | 2004 | 2005 | 2006 | 2007 | 2008 | 2009 | 2010 | 2011 | 2012 |
| | | | | | | | | | |
| 2013 | 2014 | 2015 | 2016 | 2017 | 2018 | 2019 | 2020 | 2021 | 2022 |
| | | | | | | | | | |

3.115) sq_200501_2 2005 Jan

Wording of the question

| | |
|---------|----------------------|
| 01/2005 | Variable description |
|---------|----------------------|

Counterfeit products and the theft of intellectual property are among the most pressing problems facing business today.

| | | | | |
|------------------------|----------------|-------|----------|-------------------|
| business in my country | strongly agree | agree | disagree | strongly disagree |
| | [1] | [2] | [3] | [4] |
| | | | | |

Time span of the variable

| | | | | | | | | | |
|------|------|------|------|------|------|------|------|------|------|
| 1983 | 1984 | 1985 | 1986 | 1987 | 1988 | 1989 | 1990 | 1991 | 1992 |
| 1993 | 1994 | 1995 | 1996 | 1997 | 1998 | 1999 | 2000 | 2001 | 2002 |
| 2003 | 2004 | 2005 | 2006 | 2007 | 2008 | 2009 | 2010 | 2011 | 2012 |
| 2013 | 2014 | 2015 | 2016 | 2017 | 2018 | 2019 | 2020 | 2021 | 2022 |

3.116) sq_200501_3 2005 Jan

Wording of the question

| | | | | | | | | | | | | | | | |
|---|----------------------|----------------|-------|----------|-------------------|-----|-----|-----|-----|--|--|--|--|--|--|
| 01/2005 | Variable description | | | | | | | | | | | | | | |
| <p>Governments should undertake more efforts to enforce current legislation intended to protect intellectual property and prosecute intellectual property theft.</p> <table border="1"> <tr> <td rowspan="2">in general</td> <td>strongly agree</td> <td>agree</td> <td>disagree</td> <td>strongly disagree</td> </tr> <tr> <td>[1]</td> <td>[2]</td> <td>[3]</td> <td>[4]</td> </tr> <tr> <td></td> <td></td> <td></td> <td></td> <td></td> </tr> </table> | in general | strongly agree | agree | disagree | strongly disagree | [1] | [2] | [3] | [4] | | | | | | |
| in general | | strongly agree | agree | disagree | strongly disagree | | | | | | | | | | |
| | [1] | [2] | [3] | [4] | | | | | | | | | | | |
| | | | | | | | | | | | | | | | |

Time span of the variable

| | | | | | | | | | |
|------|------|------|------|------|------|------|------|------|------|
| 1983 | 1984 | 1985 | 1986 | 1987 | 1988 | 1989 | 1990 | 1991 | 1992 |
| 1993 | 1994 | 1995 | 1996 | 1997 | 1998 | 1999 | 2000 | 2001 | 2002 |
| 2003 | 2004 | 2005 | 2006 | 2007 | 2008 | 2009 | 2010 | 2011 | 2012 |
| 2013 | 2014 | 2015 | 2016 | 2017 | 2018 | 2019 | 2020 | 2021 | 2022 |

3.117) sq_200501_4 2005 Jan

Wording of the question

| | | | | | | | | | | | | | | | |
|--|----------------------|----------------|-------|----------|-------------------|-----|-----|-----|-----|--|--|--|--|--|--|
| 01/2005 | Variable description | | | | | | | | | | | | | | |
| <p>Governments should undertake more efforts to enforce current legislation intended to protect intellectual property and prosecute intellectual property theft.</p> <table border="1"> <tr> <td rowspan="2">in my country</td> <td>strongly agree</td> <td>agree</td> <td>disagree</td> <td>strongly disagree</td> </tr> <tr> <td>[1]</td> <td>[2]</td> <td>[3]</td> <td>[4]</td> </tr> <tr> <td></td> <td></td> <td></td> <td></td> <td></td> </tr> </table> | in my country | strongly agree | agree | disagree | strongly disagree | [1] | [2] | [3] | [4] | | | | | | |
| in my country | | strongly agree | agree | disagree | strongly disagree | | | | | | | | | | |
| | [1] | [2] | [3] | [4] | | | | | | | | | | | |
| | | | | | | | | | | | | | | | |

Time span of the variable

| | | | | | | | | | |
|------|------|------|------|------|------|------|------|------|------|
| 1983 | 1984 | 1985 | 1986 | 1987 | 1988 | 1989 | 1990 | 1991 | 1992 |
|------|------|------|------|------|------|------|------|------|------|

| | | | | | | | | | |
|------|------|------|------|------|------|------|------|------|------|
| 1993 | 1994 | 1995 | 1996 | 1997 | 1998 | 1999 | 2000 | 2001 | 2002 |
| 2003 | 2004 | 2005 | 2006 | 2007 | 2008 | 2009 | 2010 | 2011 | 2012 |
| 2013 | 2014 | 2015 | 2016 | 2017 | 2018 | 2019 | 2020 | 2021 | 2022 |

3.118) sq_200504_1 2005 Apr

Wording of the question

| | | | | | | | | | | | | | |
|--|----------------|----------|-------------------|-------------------|-----|-----|-----|-----|--|--|--|--|----------------------|
| <p>04/2005</p> <p>As the G8 Summit approaches in early July, the G8 leaders should make it a priority to ensure trade negotiators in Geneva make enough progress between now and the ministerial conference in Hong Kong in December for ministers to lock in that progress, ensuring the successful conclusion of the Doha round in 2006.</p> <table border="1" style="margin-left: auto; margin-right: auto;"> <tr> <td>strongly agree</td> <td>agree</td> <td>disagree</td> <td>strongly disagree</td> </tr> <tr> <td>[1]</td> <td>[2]</td> <td>[3]</td> <td>[4]</td> </tr> <tr> <td></td> <td></td> <td></td> <td></td> </tr> </table> | strongly agree | agree | disagree | strongly disagree | [1] | [2] | [3] | [4] | | | | | Variable description |
| strongly agree | agree | disagree | strongly disagree | | | | | | | | | | |
| [1] | [2] | [3] | [4] | | | | | | | | | | |
| | | | | | | | | | | | | | |

Time span of the variable

| | | | | | | | | | |
|------|------|------|------|------|------|------|------|------|------|
| 1983 | 1984 | 1985 | 1986 | 1987 | 1988 | 1989 | 1990 | 1991 | 1992 |
| 1993 | 1994 | 1995 | 1996 | 1997 | 1998 | 1999 | 2000 | 2001 | 2002 |
| 2003 | 2004 | 2005 | 2006 | 2007 | 2008 | 2009 | 2010 | 2011 | 2012 |
| 2013 | 2014 | 2015 | 2016 | 2017 | 2018 | 2019 | 2020 | 2021 | 2022 |

3.119) sq_200504_2 2005 Apr

Wording of the question

| | | | | | | | | | | | | | |
|---|----------------|----------|-------------------|-------------------|-----|-----|-----|-----|--|--|--|--|----------------------|
| <p>04/2005</p> <p>A successful Doha round with meaningful results in terms of market access for developing countries will make a significant contribution to the achievement of the Millenium Development Goals in terms of economic development and poverty alleviation.</p> <table border="1" style="margin-left: auto; margin-right: auto;"> <tr> <td>strongly agree</td> <td>agree</td> <td>disagree</td> <td>strongly disagree</td> </tr> <tr> <td>[1]</td> <td>[2]</td> <td>[3]</td> <td>[4]</td> </tr> <tr> <td></td> <td></td> <td></td> <td></td> </tr> </table> | strongly agree | agree | disagree | strongly disagree | [1] | [2] | [3] | [4] | | | | | Variable description |
| strongly agree | agree | disagree | strongly disagree | | | | | | | | | | |
| [1] | [2] | [3] | [4] | | | | | | | | | | |
| | | | | | | | | | | | | | |

Time span of the variable

| | | | | | | | | | |
|------|------|------|------|------|------|------|------|------|------|
| 1983 | 1984 | 1985 | 1986 | 1987 | 1988 | 1989 | 1990 | 1991 | 1992 |
| 1993 | 1994 | 1995 | 1996 | 1997 | 1998 | 1999 | 2000 | 2001 | 2002 |
| 2003 | 2004 | 2005 | 2006 | 2007 | 2008 | 2009 | 2010 | 2011 | 2012 |
| 2013 | 2014 | 2015 | 2016 | 2017 | 2018 | 2019 | 2020 | 2021 | 2022 |

3.120) sq_200504_3 2005 Apr

Wording of the question

| | | | | | | | | | | | | | |
|--|----------------------|----------|-------------------|-------------------|-----|-----|-----|-----|--|--|--|--|--|
| 04/2005 | Variable description | | | | | | | | | | | | |
| <p>Climate change will be an important topic on th G8's agenda this year. The private sector, through environmentally-friendly technologies, will play a major role in providing economically sound solutions to climate change.</p> <table border="1" style="margin-left: auto; margin-right: auto;"> <tr> <td style="text-align: center;">strongly agree</td> <td style="text-align: center;">agree</td> <td style="text-align: center;">disagree</td> <td style="text-align: center;">strongly disagree</td> </tr> <tr> <td style="text-align: center;">[1]</td> <td style="text-align: center;">[2]</td> <td style="text-align: center;">[3]</td> <td style="text-align: center;">[4]</td> </tr> <tr> <td style="text-align: center;"> </td> <td style="text-align: center;"> </td> <td style="text-align: center;"> </td> <td style="text-align: center;"> </td> </tr> </table> | strongly agree | agree | disagree | strongly disagree | [1] | [2] | [3] | [4] | | | | | |
| strongly agree | agree | disagree | strongly disagree | | | | | | | | | | |
| [1] | [2] | [3] | [4] | | | | | | | | | | |
| | | | | | | | | | | | | | |

Time span of the variable

| | | | | | | | | | |
|------|------|------|------|------|------|------|------|------|------|
| 1983 | 1984 | 1985 | 1986 | 1987 | 1988 | 1989 | 1990 | 1991 | 1992 |
| 1993 | 1994 | 1995 | 1996 | 1997 | 1998 | 1999 | 2000 | 2001 | 2002 |
| 2003 | 2004 | 2005 | 2006 | 2007 | 2008 | 2009 | 2010 | 2011 | 2012 |
| 2013 | 2014 | 2015 | 2016 | 2017 | 2018 | 2019 | 2020 | 2021 | 2022 |

3.121) sq_200507_1 2005 Jul

Wording of the question

| | | | | | | | | | | | | | |
|--|----------------------|----------------|---------------|---------------|--|-----|-----|-----|--|--|--|--|--|
| 07/2005 | Variable description | | | | | | | | | | | | |
| <p>How important is the Internet for private and professional use in your country at present?</p> <table border="1" style="margin-left: auto; margin-right: auto;"> <tr> <td style="text-align: center;">Private</td> <td style="text-align: center;">Very important</td> <td style="text-align: center;">Important</td> <td style="text-align: center;">Not Important</td> </tr> <tr> <td style="text-align: center;"> </td> <td style="text-align: center;">[1]</td> <td style="text-align: center;">[2]</td> <td style="text-align: center;">[3]</td> </tr> <tr> <td style="text-align: center;"> </td> <td style="text-align: center;"> </td> <td style="text-align: center;"> </td> <td style="text-align: center;"> </td> </tr> </table> | Private | Very important | Important | Not Important | | [1] | [2] | [3] | | | | | |
| Private | Very important | Important | Not Important | | | | | | | | | | |
| | [1] | [2] | [3] | | | | | | | | | | |
| | | | | | | | | | | | | | |

Time span of the variable

| | | | | | | | | | |
|------|------|------|------|------|------|------|------|------|------|
| 1983 | 1984 | 1985 | 1986 | 1987 | 1988 | 1989 | 1990 | 1991 | 1992 |
| 1993 | 1994 | 1995 | 1996 | 1997 | 1998 | 1999 | 2000 | 2001 | 2002 |
| 2003 | 2004 | 2005 | 2006 | 2007 | 2008 | 2009 | 2010 | 2011 | 2012 |
| 2013 | 2014 | 2015 | 2016 | 2017 | 2018 | 2019 | 2020 | 2021 | 2022 |

3.122) sq_200507_2 2005 Jul

Wording of the question

| | | | | | | | | | | | | | |
|---|----------------------|----------------|---------------|---------------|--|-----|-----|-----|--|--|--|--|--|
| 07/2005 | Variable description | | | | | | | | | | | | |
| <p>How important is the Internet for private and professional use in your country at present?</p> <table border="1" style="margin-left: auto; margin-right: auto;"> <tr> <td style="text-align: center;">Business</td> <td style="text-align: center;">Very important</td> <td style="text-align: center;">Important</td> <td style="text-align: center;">Not Important</td> </tr> <tr> <td style="text-align: center;"> </td> <td style="text-align: center;">[1]</td> <td style="text-align: center;">[2]</td> <td style="text-align: center;">[3]</td> </tr> <tr> <td style="text-align: center;"> </td> <td style="text-align: center;"> </td> <td style="text-align: center;"> </td> <td style="text-align: center;"> </td> </tr> </table> | Business | Very important | Important | Not Important | | [1] | [2] | [3] | | | | | |
| Business | Very important | Important | Not Important | | | | | | | | | | |
| | [1] | [2] | [3] | | | | | | | | | | |
| | | | | | | | | | | | | | |

Time span of the variable

| | | | | | | | | | |
|------|------|------|------|------|------|------|------|------|------|
| 1983 | 1984 | 1985 | 1986 | 1987 | 1988 | 1989 | 1990 | 1991 | 1992 |
| 1993 | 1994 | 1995 | 1996 | 1997 | 1998 | 1999 | 2000 | 2001 | 2002 |
| 2003 | 2004 | 2005 | 2006 | 2007 | 2008 | 2009 | 2010 | 2011 | 2012 |
| 2013 | 2014 | 2015 | 2016 | 2017 | 2018 | 2019 | 2020 | 2021 | 2022 |

3.123) sq_200507_3

2005

Jul

Wording of the question

07/2005

The term *digital divide* describes the socio-economic gap between people who have and people who don't have access to the Internet, and the information, educational or business opportunities tied to this access. Please try to assess the degree of digital divide in your country

| | | | |
|-----------|------|-----|--------|
| Very high | High | Low | Absent |
| [1] | [2] | [3] | [4] |

Variable description

Time span of the variable

| | | | | | | | | | |
|------|------|------|------|------|------|------|------|------|------|
| 1983 | 1984 | 1985 | 1986 | 1987 | 1988 | 1989 | 1990 | 1991 | 1992 |
| 1993 | 1994 | 1995 | 1996 | 1997 | 1998 | 1999 | 2000 | 2001 | 2002 |
| 2003 | 2004 | 2005 | 2006 | 2007 | 2008 | 2009 | 2010 | 2011 | 2012 |
| 2013 | 2014 | 2015 | 2016 | 2017 | 2018 | 2019 | 2020 | 2021 | 2022 |

3.124) sq_200507_4

2005

Jul

Wording of the question

07/2005

Do you think that the Internet should function as it currently does, with a coalition of stakeholders involved (civil society, business, experts and governments) ?

Yes [1] No [2]

Variable description

Time span of the variable

| | | | | | | | | | |
|------|------|------|------|------|------|------|------|------|------|
| 1983 | 1984 | 1985 | 1986 | 1987 | 1988 | 1989 | 1990 | 1991 | 1992 |
| 1993 | 1994 | 1995 | 1996 | 1997 | 1998 | 1999 | 2000 | 2001 | 2002 |
| 2003 | 2004 | 2005 | 2006 | 2007 | 2008 | 2009 | 2010 | 2011 | 2012 |
| 2013 | 2014 | 2015 | 2016 | 2017 | 2018 | 2019 | 2020 | 2021 | 2022 |

3.125) sq_200507_5

2005

Jul

Wording of the question

| | |
|--|----------------------|
| <p>07/2005</p> <p>Would you want to see a shift in who has responsibility for how the Internet is run, from the coalition of stakeholders (civil society, business and others) to governments?</p> <p style="text-align: center;">Yes [1] <input type="checkbox"/> No [2] <input type="checkbox"/></p> | Variable description |
|--|----------------------|

Time span of the variable

| | | | | | | | | | |
|------|------|------|------|------|------|------|------|------|------|
| 1983 | 1984 | 1985 | 1986 | 1987 | 1988 | 1989 | 1990 | 1991 | 1992 |
| 1993 | 1994 | 1995 | 1996 | 1997 | 1998 | 1999 | 2000 | 2001 | 2002 |
| 2003 | 2004 | 2005 | 2006 | 2007 | 2008 | 2009 | 2010 | 2011 | 2012 |
| 2013 | 2014 | 2015 | 2016 | 2017 | 2018 | 2019 | 2020 | 2021 | 2022 |

3.126) sq_200510_1 2005 Oct

Wording of the question

| | | | | | | | | | |
|--|-----------------------|-----------------------|-----------------------|-----------------------|--|--|--|--|----------------------|
| <p>10/2005</p> <p>In which fields is it particularly important for the economy of your country that consensus is achieved in the coming WTO negotiations?</p> <table border="1" style="margin-left: auto; margin-right: auto;"> <tr> <td style="width: 200px; height: 40px; vertical-align: middle;">Agriculture</td> <td style="text-align: center;">very important [1]</td> <td style="text-align: center;">important [2]</td> <td style="text-align: center;">less important [3]</td> </tr> <tr> <td style="height: 20px;"></td> <td></td> <td></td> <td></td> </tr> </table> | Agriculture | very important [1] | important [2] | less important [3] | | | | | Variable description |
| Agriculture | very important [1] | important [2] | less important [3] | | | | | | |
| | | | | | | | | | |

Time span of the variable

| | | | | | | | | | |
|------|------|------|------|------|------|------|------|------|------|
| 1983 | 1984 | 1985 | 1986 | 1987 | 1988 | 1989 | 1990 | 1991 | 1992 |
| 1993 | 1994 | 1995 | 1996 | 1997 | 1998 | 1999 | 2000 | 2001 | 2002 |
| 2003 | 2004 | 2005 | 2006 | 2007 | 2008 | 2009 | 2010 | 2011 | 2012 |
| 2013 | 2014 | 2015 | 2016 | 2017 | 2018 | 2019 | 2020 | 2021 | 2022 |

3.127) sq_200510_2 2005 Oct

Wording of the question

| | | | | | | | | | |
|--|-----------------------------------|-----------------------|-----------------------|-----------------------|--|--|--|--|----------------------|
| <p>10/2005</p> <p>In which fields is it particularly important for the economy of your country that consensus is achieved in the coming WTO negotiations?</p> <table border="1" style="margin-left: auto; margin-right: auto;"> <tr> <td style="width: 200px; height: 40px; vertical-align: middle;">Market-access of industrial goods</td> <td style="text-align: center;">very important [1]</td> <td style="text-align: center;">important [2]</td> <td style="text-align: center;">less important [3]</td> </tr> <tr> <td style="height: 20px;"></td> <td></td> <td></td> <td></td> </tr> </table> | Market-access of industrial goods | very important [1] | important [2] | less important [3] | | | | | Variable description |
| Market-access of industrial goods | very important [1] | important [2] | less important [3] | | | | | | |
| | | | | | | | | | |

Time span of the variable

| | | | | | | | | | |
|------|------|------|------|------|------|------|------|------|------|
| 1983 | 1984 | 1985 | 1986 | 1987 | 1988 | 1989 | 1990 | 1991 | 1992 |
|------|------|------|------|------|------|------|------|------|------|

| | | | | | | | | | |
|------|------|------|------|------|------|------|------|------|------|
| 1993 | 1994 | 1995 | 1996 | 1997 | 1998 | 1999 | 2000 | 2001 | 2002 |
| 2003 | 2004 | 2005 | 2006 | 2007 | 2008 | 2009 | 2010 | 2011 | 2012 |
| 2013 | 2014 | 2015 | 2016 | 2017 | 2018 | 2019 | 2020 | 2021 | 2022 |

3.128) sq_200510_3 2005 Oct

Wording of the question

| | | | | | |
|--|-----------------------|-----------------------|-----------------------|-----------------------|----------------------|
| <p>10/2005</p> <p>In which fields is it particularly important for the economy of your country that consensus is achieved in the coming WTO negotiations?</p> <table border="1" style="margin-left: auto; margin-right: auto;"> <tr> <td style="text-align: center;">Service Sector</td> <td style="text-align: center;">very important [1]</td> <td style="text-align: center;">important [2]</td> <td style="text-align: center;">less important [3]</td> </tr> </table> | Service Sector | very important [1] | important [2] | less important [3] | Variable description |
| Service Sector | very important [1] | important [2] | less important [3] | | |

Time span of the variable

| | | | | | | | | | |
|------|------|------|------|------|------|------|------|------|------|
| 1983 | 1984 | 1985 | 1986 | 1987 | 1988 | 1989 | 1990 | 1991 | 1992 |
| 1993 | 1994 | 1995 | 1996 | 1997 | 1998 | 1999 | 2000 | 2001 | 2002 |
| 2003 | 2004 | 2005 | 2006 | 2007 | 2008 | 2009 | 2010 | 2011 | 2012 |
| 2013 | 2014 | 2015 | 2016 | 2017 | 2018 | 2019 | 2020 | 2021 | 2022 |

3.129) sq_200510_4 2005 Oct

Wording of the question

| | | | | | |
|--|-----------------------|-----------------------|-----------------------|-----------------------|----------------------|
| <p>10/2005</p> <p>In which fields is it particularly important for the economy of your country that consensus is achieved in the coming WTO negotiations?</p> <table border="1" style="margin-left: auto; margin-right: auto;"> <tr> <td style="text-align: center;">Trade facilitation</td> <td style="text-align: center;">very important [1]</td> <td style="text-align: center;">important [2]</td> <td style="text-align: center;">less important [3]</td> </tr> </table> | Trade facilitation | very important [1] | important [2] | less important [3] | Variable description |
| Trade facilitation | very important [1] | important [2] | less important [3] | | |

Time span of the variable

| | | | | | | | | | |
|------|------|------|------|------|------|------|------|------|------|
| 1983 | 1984 | 1985 | 1986 | 1987 | 1988 | 1989 | 1990 | 1991 | 1992 |
| 1993 | 1994 | 1995 | 1996 | 1997 | 1998 | 1999 | 2000 | 2001 | 2002 |
| 2003 | 2004 | 2005 | 2006 | 2007 | 2008 | 2009 | 2010 | 2011 | 2012 |
| 2013 | 2014 | 2015 | 2016 | 2017 | 2018 | 2019 | 2020 | 2021 | 2022 |

3.130) sq_200510_5 2005 Oct

Wording of the question

| | | | | | | | | | |
|--|----------------------------|-----------------------|-----------------------|-----------------------|------|------|------|------|----------------------|
| <p>10/2005</p> <p>In which fields is it particularly important for the economy of your country that consensus is achieved in the coming WTO negotiations?</p> <table border="1" style="margin-left: auto; margin-right: auto;"> <tr> <td style="background-color: #e0f2f7;">Special country treatments</td> <td style="text-align: center;">very important [1]</td> <td style="text-align: center;">important [2]</td> <td style="text-align: center;">less important [3]</td> </tr> <tr> <td> </td> <td> </td> <td> </td> <td> </td> </tr> </table> | Special country treatments | very important [1] | important [2] | less important [3] | | | | | Variable description |
| Special country treatments | very important [1] | important [2] | less important [3] | | | | | | |
| | | | | | | | | | |
| Time span of the variable | | | | | | | | | |
| 1983 | 1984 | 1985 | 1986 | 1987 | 1988 | 1989 | 1990 | 1991 | 1992 |
| 1993 | 1994 | 1995 | 1996 | 1997 | 1998 | 1999 | 2000 | 2001 | 2002 |
| 2003 | 2004 | 2005 | 2006 | 2007 | 2008 | 2009 | 2010 | 2011 | 2012 |
| 2013 | 2014 | 2015 | 2016 | 2017 | 2018 | 2019 | 2020 | 2021 | 2022 |

3.131) sq_200601_1 2006 Jan

Wording of the question

| | | | | | | | | | |
|---|----------------------|------|------|------|------|------|------|------|------|
| <p>01/2006</p> <p>Have rising oil prices had a significant impact on the operations of companies in your country?</p> <p style="text-align: center;">Yes [1] <input type="text"/> No [2] <input type="text"/></p> | Variable description | | | | | | | | |
| Time span of the variable | | | | | | | | | |
| 1983 | 1984 | 1985 | 1986 | 1987 | 1988 | 1989 | 1990 | 1991 | 1992 |
| 1993 | 1994 | 1995 | 1996 | 1997 | 1998 | 1999 | 2000 | 2001 | 2002 |
| 2003 | 2004 | 2005 | 2006 | 2007 | 2008 | 2009 | 2010 | 2011 | 2012 |
| 2013 | 2014 | 2015 | 2016 | 2017 | 2018 | 2019 | 2020 | 2021 | 2022 |

3.132) sq_200601_2 2006 Jan

Wording of the question

| | | | | | | | | | |
|--|----------------------|------|------|------|------|------|------|------|------|
| <p>01/2006</p> <p>Have companies in your country taken any steps to improve their contribution to energy efficiency as a result?</p> <p style="text-align: center;">Yes [1] <input type="text"/> No [2] <input type="text"/></p> | Variable description | | | | | | | | |
| Time span of the variable | | | | | | | | | |
| 1983 | 1984 | 1985 | 1986 | 1987 | 1988 | 1989 | 1990 | 1991 | 1992 |
| 1993 | 1994 | 1995 | 1996 | 1997 | 1998 | 1999 | 2000 | 2001 | 2002 |

| | | | | | | | | | |
|------|------|------|------|------|------|------|------|------|------|
| 2003 | 2004 | 2005 | 2006 | 2007 | 2008 | 2009 | 2010 | 2011 | 2012 |
| | | | | | | | | | |
| 2013 | 2014 | 2015 | 2016 | 2017 | 2018 | 2019 | 2020 | 2021 | 2022 |
| | | | | | | | | | |

3.133) sq_200604_1 2006 Apr

Wording of the question

| | | | | | | | | | | |
|--|----------------------|----------------------|-------------|-----|-----|-----|----------------------|----------------------|----------------------|----------------------|
| <p>04/2006</p> <p>Is the volume of counterfeit products sold in your country increasing or decreasing?</p> <table border="1" style="margin-left: auto; margin-right: auto;"> <tr> <td>increasing</td> <td>un-changed</td> <td>de-creasing</td> </tr> <tr> <td>[1]</td> <td>[2]</td> <td>[3]</td> </tr> <tr> <td><input type="text"/></td> <td><input type="text"/></td> <td><input type="text"/></td> </tr> </table> | increasing | un-changed | de-creasing | [1] | [2] | [3] | <input type="text"/> | <input type="text"/> | <input type="text"/> | Variable description |
| increasing | un-changed | de-creasing | | | | | | | | |
| [1] | [2] | [3] | | | | | | | | |
| <input type="text"/> | <input type="text"/> | <input type="text"/> | | | | | | | | |

Time span of the variable

| | | | | | | | | | |
|------|------|------|------|------|------|------|------|------|------|
| 1983 | 1984 | 1985 | 1986 | 1987 | 1988 | 1989 | 1990 | 1991 | 1992 |
| | | | | | | | | | |
| 1993 | 1994 | 1995 | 1996 | 1997 | 1998 | 1999 | 2000 | 2001 | 2002 |
| | | | | | | | | | |
| 2003 | 2004 | 2005 | 2006 | 2007 | 2008 | 2009 | 2010 | 2011 | 2012 |
| | | | | | | | | | |
| 2013 | 2014 | 2015 | 2016 | 2017 | 2018 | 2019 | 2020 | 2021 | 2022 |
| | | | | | | | | | |

3.134) sq_200604_2 2006 Apr

Wording of the question

| | |
|---|----------------------|
| <p>04/2006</p> <p>Do the majority of consumers in your country understand that counterfeiting and piracy have proven health and safety risks and link to organized crime?</p> <p style="text-align: center;">Yes [1] <input type="text"/> No [2] <input type="text"/></p> | Variable description |
|---|----------------------|

Time span of the variable

| | | | | | | | | | |
|------|------|------|------|------|------|------|------|------|------|
| 1983 | 1984 | 1985 | 1986 | 1987 | 1988 | 1989 | 1990 | 1991 | 1992 |
| | | | | | | | | | |
| 1993 | 1994 | 1995 | 1996 | 1997 | 1998 | 1999 | 2000 | 2001 | 2002 |
| | | | | | | | | | |
| 2003 | 2004 | 2005 | 2006 | 2007 | 2008 | 2009 | 2010 | 2011 | 2012 |
| | | | | | | | | | |
| 2013 | 2014 | 2015 | 2016 | 2017 | 2018 | 2019 | 2020 | 2021 | 2022 |
| | | | | | | | | | |

3.135) sq_200604_3 2006 Apr

Wording of the question

| | | | | |
|--|-------------|-------------|-------------|----------------------|
| <p>04/2006</p> <p>Are your country's companies more or less likely to make foreign investments - in the form of technology transfer, production, and research development - in a country known for not enforcing intellectual property protection?</p> <table border="1" style="margin-left: auto; margin-right: auto;"> <tr> <td>less likely</td> <td>un-changed</td> <td>more likely</td> </tr> </table> | less likely | un-changed | more likely | Variable description |
| less likely | un-changed | more likely | | |

| | | | |
|--|-----|-----|-----|
| | [1] | [2] | [3] |
| | | | |

Time span of the variable

| | | | | | | | | | |
|------|------|------|------|------|------|------|------|------|------|
| 1983 | 1984 | 1985 | 1986 | 1987 | 1988 | 1989 | 1990 | 1991 | 1992 |
| 1993 | 1994 | 1995 | 1996 | 1997 | 1998 | 1999 | 2000 | 2001 | 2002 |
| 2003 | 2004 | 2005 | 2006 | 2007 | 2008 | 2009 | 2010 | 2011 | 2012 |
| 2013 | 2014 | 2015 | 2016 | 2017 | 2018 | 2019 | 2020 | 2021 | 2022 |

3.136) sq_200607_1

2006

Jul

Wording of the question

07/2006

How concerned are you by the recent efforts of **intergovernmental organizations** to involve themselves in the technical management of the Internet?

| | | |
|----------------|------------|---------------|
| very concerned | con-cerned | not concerned |
| [1] | [2] | [3] |
| | | |

| Variable description |
|----------------------|
| |

Time span of the variable

| | | | | | | | | | |
|------|------|------|------|------|------|------|------|------|------|
| 1983 | 1984 | 1985 | 1986 | 1987 | 1988 | 1989 | 1990 | 1991 | 1992 |
| 1993 | 1994 | 1995 | 1996 | 1997 | 1998 | 1999 | 2000 | 2001 | 2002 |
| 2003 | 2004 | 2005 | 2006 | 2007 | 2008 | 2009 | 2010 | 2011 | 2012 |
| 2013 | 2014 | 2015 | 2016 | 2017 | 2018 | 2019 | 2020 | 2021 | 2022 |

3.137) sq_200607_2

2006

Jul

Wording of the question

07/2006

How important is it to you that **business** play an active role in shaping future developments in the Internet governance?

| | | |
|---------------------|-----------|---------------|
| extremely important | important | not important |
| [1] | [2] | [3] |
| | | |

| Variable description |
|----------------------|
| |

Time span of the variable

| | | | | | | | | | |
|------|------|------|------|------|------|------|------|------|------|
| 1983 | 1984 | 1985 | 1986 | 1987 | 1988 | 1989 | 1990 | 1991 | 1992 |
| 1993 | 1994 | 1995 | 1996 | 1997 | 1998 | 1999 | 2000 | 2001 | 2002 |
| 2003 | 2004 | 2005 | 2006 | 2007 | 2008 | 2009 | 2010 | 2011 | 2012 |

| | | | | | | | | | | |
|------|------|------|------|------|------|------|------|------|------|--|
| | | | | | | | | | | |
| 2013 | 2014 | 2015 | 2016 | 2017 | 2018 | 2019 | 2020 | 2021 | 2022 | |

3.138) sq_200610_1 2006 Oct

Wording of the question

| | | | | | | | |
|--|-------------------------|--------------------|--------------------|-----|-----|-----|----------------------|
| <p>10/2006</p> <p>The suspension of the WTO trade negotiations will have consequences for the multilateral trading system. How concerned are you about the recent suspension of the WTO Doha Round negotiations?</p> <table border="1" style="margin-left: auto; margin-right: auto;"> <tr> <td style="text-align: center;">extremely con-cerned</td> <td style="text-align: center;">con-cerned</td> <td style="text-align: center;">not con- cerned</td> </tr> <tr> <td style="text-align: center;">[1]</td> <td style="text-align: center;">[2]</td> <td style="text-align: center;">[3]</td> </tr> </table> | extremely con-cerned | con-cerned | not con- cerned | [1] | [2] | [3] | Variable description |
| extremely con-cerned | con-cerned | not con- cerned | | | | | |
| [1] | [2] | [3] | | | | | |

Time span of the variable

| | | | | | | | | | | |
|------|------|------|------|------|------|------|------|------|------|--|
| | | | | | | | | | | |
| 1983 | 1984 | 1985 | 1986 | 1987 | 1988 | 1989 | 1990 | 1991 | 1992 | |
| | | | | | | | | | | |
| 1993 | 1994 | 1995 | 1996 | 1997 | 1998 | 1999 | 2000 | 2001 | 2002 | |
| | | | | | | | | | | |
| 2003 | 2004 | 2005 | 2006 | 2007 | 2008 | 2009 | 2010 | 2011 | 2012 | |
| | | | | | | | | | | |
| 2013 | 2014 | 2015 | 2016 | 2017 | 2018 | 2019 | 2020 | 2021 | 2022 | |

3.139) sq_200610_2 2006 Oct

Wording of the question

| | | | | | | | | | |
|---|------------------------------|-------------------|---------------------|---------------------|--|-----|-----|-----|----------------------|
| <p>10/2006</p> <p>The suspension of the WTO trade negotiations will have consequences for the multilateral trading system. How concerned are you about the recent suspension of the WTO Doha Round negotiations?</p> <p>[...]</p> <p>If concerned, please rate the following potential sources of concern in terms of importance to your country.</p> <table border="1" style="margin-left: auto; margin-right: auto;"> <tr> <td style="text-align: center;">Loss of export opportunities</td> <td style="text-align: center;">most important</td> <td style="text-align: center;">important</td> <td style="text-align: center;">not so important</td> </tr> <tr> <td></td> <td style="text-align: center;">[1]</td> <td style="text-align: center;">[2]</td> <td style="text-align: center;">[3]</td> </tr> </table> | Loss of export opportunities | most important | important | not so important | | [1] | [2] | [3] | Variable description |
| Loss of export opportunities | most important | important | not so important | | | | | | |
| | [1] | [2] | [3] | | | | | | |

Time span of the variable

| | | | | | | | | | | |
|------|------|------|------|------|------|------|------|------|------|--|
| | | | | | | | | | | |
| 1983 | 1984 | 1985 | 1986 | 1987 | 1988 | 1989 | 1990 | 1991 | 1992 | |
| | | | | | | | | | | |
| 1993 | 1994 | 1995 | 1996 | 1997 | 1998 | 1999 | 2000 | 2001 | 2002 | |
| | | | | | | | | | | |
| 2003 | 2004 | 2005 | 2006 | 2007 | 2008 | 2009 | 2010 | 2011 | 2012 | |
| | | | | | | | | | | |
| 2013 | 2014 | 2015 | 2016 | 2017 | 2018 | 2019 | 2020 | 2021 | 2022 | |

3.140) sq_200610_3 2006 Oct

Wording of the question

| 10/2006 | Variable description | | | | | | | | | | | | | | | | | | | | | | | | | | | | | | | | | | | | | | | | | | | | | | | | | | | | | | | | | | | | | | | | | | | | | | | | | | | | | | | | | | | | | | | | | | | | | | | | | | | | | | | | | | | | | | |
|---|-----------------------|-----------------------|-------------------------|-------------------------|------|------|------|------|------|------|--|--|--|--|--|--|--|--|--|--|--|--|--|--|--|--|--|--|--|--|--|--|--|--|--|--|--|--|--|--|--|--|--|--|--|--|--|--|--|--|--|--|--|--|--|--|--|--|--|--|--|--|--|--|--|--|--|--|--|--|--|--|--|--|--|--|--|--|--|--|--|--|--|--|--|--|--|--|--|--|--|--|--|--|--|--|--|--|--|--|--|--|--|--|--|--|--|--|--|--|--|
| <p>The suspension of the WTO trade negotiations will have consequences for the multilateral trading system. How concerned are you about the recent suspension of the WTO Doha Round negotiations?</p> <p>[...]</p> <p>If concerned, please rate the following potential sources of concern in terms of importance to your country.</p> <table border="1" style="margin-left: auto; margin-right: auto; border-collapse: collapse;"> <tr> <td style="text-align: center; padding: 5px;">Rise in protectionism</td> <td style="text-align: center; padding: 5px;">most important [1]</td> <td style="text-align: center; padding: 5px;">important [2]</td> <td style="text-align: center; padding: 5px;">not so important [3]</td> </tr> <tr> <td style="height: 15px;"> </td> <td style="height: 15px;"> </td> <td style="height: 15px;"> </td> <td style="height: 15px;"> </td> </tr> </table> | Rise in protectionism | most important [1] | important [2] | not so important [3] | | | | | | | | | | | | | | | | | | | | | | | | | | | | | | | | | | | | | | | | | | | | | | | | | | | | | | | | | | | | | | | | | | | | | | | | | | | | | | | | | | | | | | | | | | | | | | | | | | | | | | | | | | | |
| Rise in protectionism | most important [1] | important [2] | not so important [3] | | | | | | | | | | | | | | | | | | | | | | | | | | | | | | | | | | | | | | | | | | | | | | | | | | | | | | | | | | | | | | | | | | | | | | | | | | | | | | | | | | | | | | | | | | | | | | | | | | | | | | | | | | | | |
| | | | | | | | | | | | | | | | | | | | | | | | | | | | | | | | | | | | | | | | | | | | | | | | | | | | | | | | | | | | | | | | | | | | | | | | | | | | | | | | | | | | | | | | | | | | | | | | | | | | | | | | | | | | | | | | |
| Time span of the variable | | | | | | | | | | | | | | | | | | | | | | | | | | | | | | | | | | | | | | | | | | | | | | | | | | | | | | | | | | | | | | | | | | | | | | | | | | | | | | | | | | | | | | | | | | | | | | | | | | | | | | | | | | | | | | | |
| <table border="1" style="width: 100%; border-collapse: collapse;"> <tr><td style="width: 10%;">1983</td><td style="width: 10%;">1984</td><td style="width: 10%;">1985</td><td style="width: 10%;">1986</td><td style="width: 10%;">1987</td><td style="width: 10%;">1988</td><td style="width: 10%;">1989</td><td style="width: 10%;">1990</td><td style="width: 10%;">1991</td><td style="width: 10%;">1992</td></tr> <tr><td style="background-color: #f2f2f2;"> </td><td style="background-color: #f2f2f2;"> </td><td style="background-color: #f2f2f2;"> </td><td style="background-color: #f2f2f2;"> </td><td style="background-color: #f2f2f2;"> </td><td style="background-color: #f2f2f2;"> </td><td style="background-color: #f2f2f2;"> </td><td style="background-color: #f2f2f2;"> </td><td style="background-color: #f2f2f2;"> </td><td style="background-color: #f2f2f2;"> </td></tr> <tr><td style="background-color: #f2f2f2;"> </td><td style="background-color: #f2f2f2;"> </td><td style="background-color: #f2f2f2;"> </td><td style="background-color: #f2f2f2;"> </td><td style="background-color: #f2f2f2;"> </td><td style="background-color: #f2f2f2;"> </td><td style="background-color: #f2f2f2;"> </td><td style="background-color: #f2f2f2;"> </td><td style="background-color: #f2f2f2;"> </td><td style="background-color: #f2f2f2;"> </td></tr> <tr><td style="background-color: #f2f2f2;"> </td><td style="background-color: #f2f2f2;"> </td><td style="background-color: #f2f2f2;"> </td><td style="background-color: #f2f2f2;"> </td><td style="background-color: #f2f2f2;"> </td><td style="background-color: #f2f2f2;"> </td><td style="background-color: #f2f2f2;"> </td><td style="background-color: #f2f2f2;"> </td><td style="background-color: #f2f2f2;"> </td><td style="background-color: #f2f2f2;"> </td></tr> <tr><td style="background-color: #f2f2f2;"> </td><td style="background-color: #f2f2f2;"> </td><td style="background-color: #f2f2f2;"> </td><td style="background-color: #f2f2f2;"> </td><td style="background-color: #f2f2f2;"> </td><td style="background-color: #f2f2f2;"> </td><td style="background-color: #f2f2f2;"> </td><td style="background-color: #f2f2f2;"> </td><td style="background-color: #f2f2f2;"> </td><td style="background-color: #f2f2f2;"> </td></tr> <tr><td style="background-color: #f2f2f2;"> </td><td style="background-color: #f2f2f2;"> </td><td style="background-color: #f2f2f2;"> </td><td style="background-color: #f2f2f2;"> </td><td style="background-color: #f2f2f2;"> </td><td style="background-color: #f2f2f2;"> </td><td style="background-color: #f2f2f2;"> </td><td style="background-color: #f2f2f2;"> </td><td style="background-color: #f2f2f2;"> </td><td style="background-color: #f2f2f2;"> </td></tr> <tr><td style="background-color: #f2f2f2;"> </td><td style="background-color: #f2f2f2;"> </td><td style="background-color: #f2f2f2;"> </td><td style="background-color: #f2f2f2;"> </td><td style="background-color: #f2f2f2;"> </td><td style="background-color: #f2f2f2;"> </td><td style="background-color: #f2f2f2;"> </td><td style="background-color: #f2f2f2;"> </td><td style="background-color: #f2f2f2;"> </td><td style="background-color: #f2f2f2;"> </td></tr> <tr><td style="background-color: #f2f2f2;"> </td><td style="background-color: #f2f2f2;"> </td><td style="background-color: #f2f2f2;"> </td><td style="background-color: #f2f2f2;"> </td><td style="background-color: #f2f2f2;"> </td><td style="background-color: #f2f2f2;"> </td><td style="background-color: #f2f2f2;"> </td><td style="background-color: #f2f2f2;"> </td><td style="background-color: #f2f2f2;"> </td><td style="background-color: #f2f2f2;"> </td></tr> <tr><td style="background-color: #f2f2f2;"> </td><td style="background-color: #f2f2f2;"> </td><td style="background-color: #f2f2f2;"> </td><td style="background-color: #f2f2f2;"> </td><td style="background-color: #f2f2f2;"> </td><td style="background-color: #f2f2f2;"> </td><td style="background-color: #f2f2f2;"> </td><td style="background-color: #f2f2f2;"> </td><td style="background-color: #f2f2f2;"> </td><td style="background-color: #f2f2f2;"> </td></tr> <tr><td style="background-color: #f2f2f2;"> </td><td style="background-color: #f2f2f2;"> </td><td style="background-color: #f2f2f2;"> </td><td style="background-color: #f2f2f2;"> </td><td style="background-color: #f2f2f2;"> </td><td style="background-color: #f2f2f2;"> </td><td style="background-color: #f2f2f2;"> </td><td style="background-color: #f2f2f2;"> </td><td style="background-color: #f2f2f2;"> </td><td style="background-color: #f2f2f2;"> </td></tr> <tr><td style="background-color: #f2f2f2;"> </td><td style="background-color: #f2f2f2;"> </td><td style="background-color: #f2f2f2;"> </td><td style="background-color: #f2f2f2;"> </td><td style="background-color: #f2f2f2;"> </td><td style="background-color: #f2f2f2;"> </td><td style="background-color: #f2f2f2;"> </td><td style="background-color: #f2f2f2;"> </td><td style="background-color: #f2f2f2;"> </td><td style="background-color: #f2f2f2;"> </td></tr> </table> | 1983 | 1984 | 1985 | 1986 | 1987 | 1988 | 1989 | 1990 | 1991 | 1992 | | | | | | | | | | | | | | | | | | | | | | | | | | | | | | | | | | | | | | | | | | | | | | | | | | | | | | | | | | | | | | | | | | | | | | | | | | | | | | | | | | | | | | | | | | | | | | | | | | | | | |
| 1983 | 1984 | 1985 | 1986 | 1987 | 1988 | 1989 | 1990 | 1991 | 1992 | | | | | | | | | | | | | | | | | | | | | | | | | | | | | | | | | | | | | | | | | | | | | | | | | | | | | | | | | | | | | | | | | | | | | | | | | | | | | | | | | | | | | | | | | | | | | | | | | | | | | | |
| | | | | | | | | | | | | | | | | | | | | | | | | | | | | | | | | | | | | | | | | | | | | | | | | | | | | | | | | | | | | | | | | | | | | | | | | | | | | | | | | | | | | | | | | | | | | | | | | | | | | | | | | | | | | | | | |
| | | | | | | | | | | | | | | | | | | | | | | | | | | | | | | | | | | | | | | | | | | | | | | | | | | | | | | | | | | | | | | | | | | | | | | | | | | | | | | | | | | | | | | | | | | | | | | | | | | | | | | | | | | | | | | | |
| | | | | | | | | | | | | | | | | | | | | | | | | | | | | | | | | | | | | | | | | | | | | | | | | | | | | | | | | | | | | | | | | | | | | | | | | | | | | | | | | | | | | | | | | | | | | | | | | | | | | | | | | | | | | | | | |
| | | | | | | | | | | | | | | | | | | | | | | | | | | | | | | | | | | | | | | | | | | | | | | | | | | | | | | | | | | | | | | | | | | | | | | | | | | | | | | | | | | | | | | | | | | | | | | | | | | | | | | | | | | | | | | | |
| | | | | | | | | | | | | | | | | | | | | | | | | | | | | | | | | | | | | | | | | | | | | | | | | | | | | | | | | | | | | | | | | | | | | | | | | | | | | | | | | | | | | | | | | | | | | | | | | | | | | | | | | | | | | | | | |
| | | | | | | | | | | | | | | | | | | | | | | | | | | | | | | | | | | | | | | | | | | | | | | | | | | | | | | | | | | | | | | | | | | | | | | | | | | | | | | | | | | | | | | | | | | | | | | | | | | | | | | | | | | | | | | | |
| | | | | | | | | | | | | | | | | | | | | | | | | | | | | | | | | | | | | | | | | | | | | | | | | | | | | | | | | | | | | | | | | | | | | | | | | | | | | | | | | | | | | | | | | | | | | | | | | | | | | | | | | | | | | | | | |
| | | | | | | | | | | | | | | | | | | | | | | | | | | | | | | | | | | | | | | | | | | | | | | | | | | | | | | | | | | | | | | | | | | | | | | | | | | | | | | | | | | | | | | | | | | | | | | | | | | | | | | | | | | | | | | | |
| | | | | | | | | | | | | | | | | | | | | | | | | | | | | | | | | | | | | | | | | | | | | | | | | | | | | | | | | | | | | | | | | | | | | | | | | | | | | | | | | | | | | | | | | | | | | | | | | | | | | | | | | | | | | | | | |
| | | | | | | | | | | | | | | | | | | | | | | | | | | | | | | | | | | | | | | | | | | | | | | | | | | | | | | | | | | | | | | | | | | | | | | | | | | | | | | | | | | | | | | | | | | | | | | | | | | | | | | | | | | | | | | | |

3.141) sq_200610_4

2006

Oct

Wording of the question

| 10/2006 | Variable description | | | | | | | | | | | | | | | | | | | | | | | | | | | | | | | | | | | | | | | | | | | | | | | | | | | | | | | | | | | | | | | | | | | | | | | | | | | | | | | | | | | | | | | | | | | | | | | | | | | | | | | | | | | | | | |
|---|----------------------------|-----------------------|-------------------------|-------------------------|------|------|------|------|------|------|--|--|--|--|--|--|--|--|--|--|--|--|--|--|--|--|--|--|--|--|--|--|--|--|--|--|--|--|--|--|--|--|--|--|--|--|--|--|--|--|--|--|--|--|--|--|--|--|--|--|--|--|--|--|--|--|--|--|--|--|--|--|--|--|--|--|--|--|--|--|--|--|--|--|--|--|--|--|--|--|--|--|--|--|--|--|--|--|--|--|--|--|--|--|--|--|--|--|--|--|--|
| <p>The suspension of the WTO trade negotiations will have consequences for the multilateral trading system. How concerned are you about the recent suspension of the WTO Doha Round negotiations?</p> <p>[...]</p> <p>If concerned, please rate the following potential sources of concern in terms of importance to your country.</p> <table border="1" style="margin-left: auto; margin-right: auto; border-collapse: collapse;"> <tr> <td style="text-align: center; padding: 5px;">Increase in trade disputes</td> <td style="text-align: center; padding: 5px;">most important [1]</td> <td style="text-align: center; padding: 5px;">important [2]</td> <td style="text-align: center; padding: 5px;">not so important [3]</td> </tr> <tr> <td style="height: 15px;"> </td> <td style="height: 15px;"> </td> <td style="height: 15px;"> </td> <td style="height: 15px;"> </td> </tr> </table> | Increase in trade disputes | most important [1] | important [2] | not so important [3] | | | | | | | | | | | | | | | | | | | | | | | | | | | | | | | | | | | | | | | | | | | | | | | | | | | | | | | | | | | | | | | | | | | | | | | | | | | | | | | | | | | | | | | | | | | | | | | | | | | | | | | | | | | |
| Increase in trade disputes | most important [1] | important [2] | not so important [3] | | | | | | | | | | | | | | | | | | | | | | | | | | | | | | | | | | | | | | | | | | | | | | | | | | | | | | | | | | | | | | | | | | | | | | | | | | | | | | | | | | | | | | | | | | | | | | | | | | | | | | | | | | | | |
| | | | | | | | | | | | | | | | | | | | | | | | | | | | | | | | | | | | | | | | | | | | | | | | | | | | | | | | | | | | | | | | | | | | | | | | | | | | | | | | | | | | | | | | | | | | | | | | | | | | | | | | | | | | | | | | |
| Time span of the variable | | | | | | | | | | | | | | | | | | | | | | | | | | | | | | | | | | | | | | | | | | | | | | | | | | | | | | | | | | | | | | | | | | | | | | | | | | | | | | | | | | | | | | | | | | | | | | | | | | | | | | | | | | | | | | | |
| <table border="1" style="width: 100%; border-collapse: collapse;"> <tr><td style="width: 10%;">1983</td><td style="width: 10%;">1984</td><td style="width: 10%;">1985</td><td style="width: 10%;">1986</td><td style="width: 10%;">1987</td><td style="width: 10%;">1988</td><td style="width: 10%;">1989</td><td style="width: 10%;">1990</td><td style="width: 10%;">1991</td><td style="width: 10%;">1992</td></tr> <tr><td style="background-color: #f2f2f2;"> </td><td style="background-color: #f2f2f2;"> </td><td style="background-color: #f2f2f2;"> </td><td style="background-color: #f2f2f2;"> </td><td style="background-color: #f2f2f2;"> </td><td style="background-color: #f2f2f2;"> </td><td style="background-color: #f2f2f2;"> </td><td style="background-color: #f2f2f2;"> </td><td style="background-color: #f2f2f2;"> </td><td style="background-color: #f2f2f2;"> </td></tr> <tr><td style="background-color: #f2f2f2;"> </td><td style="background-color: #f2f2f2;"> </td><td style="background-color: #f2f2f2;"> </td><td style="background-color: #f2f2f2;"> </td><td style="background-color: #f2f2f2;"> </td><td style="background-color: #f2f2f2;"> </td><td style="background-color: #f2f2f2;"> </td><td style="background-color: #f2f2f2;"> </td><td style="background-color: #f2f2f2;"> </td><td style="background-color: #f2f2f2;"> </td></tr> <tr><td style="background-color: #f2f2f2;"> </td><td style="background-color: #f2f2f2;"> </td><td style="background-color: #f2f2f2;"> </td><td style="background-color: #f2f2f2;"> </td><td style="background-color: #f2f2f2;"> </td><td style="background-color: #f2f2f2;"> </td><td style="background-color: #f2f2f2;"> </td><td style="background-color: #f2f2f2;"> </td><td style="background-color: #f2f2f2;"> </td><td style="background-color: #f2f2f2;"> </td></tr> <tr><td style="background-color: #f2f2f2;"> </td><td style="background-color: #f2f2f2;"> </td><td style="background-color: #f2f2f2;"> </td><td style="background-color: #f2f2f2;"> </td><td style="background-color: #f2f2f2;"> </td><td style="background-color: #f2f2f2;"> </td><td style="background-color: #f2f2f2;"> </td><td style="background-color: #f2f2f2;"> </td><td style="background-color: #f2f2f2;"> </td><td style="background-color: #f2f2f2;"> </td></tr> <tr><td style="background-color: #f2f2f2;"> </td><td style="background-color: #f2f2f2;"> </td><td style="background-color: #f2f2f2;"> </td><td style="background-color: #f2f2f2;"> </td><td style="background-color: #f2f2f2;"> </td><td style="background-color: #f2f2f2;"> </td><td style="background-color: #f2f2f2;"> </td><td style="background-color: #f2f2f2;"> </td><td style="background-color: #f2f2f2;"> </td><td style="background-color: #f2f2f2;"> </td></tr> <tr><td style="background-color: #f2f2f2;"> </td><td style="background-color: #f2f2f2;"> </td><td style="background-color: #f2f2f2;"> </td><td style="background-color: #f2f2f2;"> </td><td style="background-color: #f2f2f2;"> </td><td style="background-color: #f2f2f2;"> </td><td style="background-color: #f2f2f2;"> </td><td style="background-color: #f2f2f2;"> </td><td style="background-color: #f2f2f2;"> </td><td style="background-color: #f2f2f2;"> </td></tr> <tr><td style="background-color: #f2f2f2;"> </td><td style="background-color: #f2f2f2;"> </td><td style="background-color: #f2f2f2;"> </td><td style="background-color: #f2f2f2;"> </td><td style="background-color: #f2f2f2;"> </td><td style="background-color: #f2f2f2;"> </td><td style="background-color: #f2f2f2;"> </td><td style="background-color: #f2f2f2;"> </td><td style="background-color: #f2f2f2;"> </td><td style="background-color: #f2f2f2;"> </td></tr> <tr><td style="background-color: #f2f2f2;"> </td><td style="background-color: #f2f2f2;"> </td><td style="background-color: #f2f2f2;"> </td><td style="background-color: #f2f2f2;"> </td><td style="background-color: #f2f2f2;"> </td><td style="background-color: #f2f2f2;"> </td><td style="background-color: #f2f2f2;"> </td><td style="background-color: #f2f2f2;"> </td><td style="background-color: #f2f2f2;"> </td><td style="background-color: #f2f2f2;"> </td></tr> <tr><td style="background-color: #f2f2f2;"> </td><td style="background-color: #f2f2f2;"> </td><td style="background-color: #f2f2f2;"> </td><td style="background-color: #f2f2f2;"> </td><td style="background-color: #f2f2f2;"> </td><td style="background-color: #f2f2f2;"> </td><td style="background-color: #f2f2f2;"> </td><td style="background-color: #f2f2f2;"> </td><td style="background-color: #f2f2f2;"> </td><td style="background-color: #f2f2f2;"> </td></tr> <tr><td style="background-color: #f2f2f2;"> </td><td style="background-color: #f2f2f2;"> </td><td style="background-color: #f2f2f2;"> </td><td style="background-color: #f2f2f2;"> </td><td style="background-color: #f2f2f2;"> </td><td style="background-color: #f2f2f2;"> </td><td style="background-color: #f2f2f2;"> </td><td style="background-color: #f2f2f2;"> </td><td style="background-color: #f2f2f2;"> </td><td style="background-color: #f2f2f2;"> </td></tr> </table> | 1983 | 1984 | 1985 | 1986 | 1987 | 1988 | 1989 | 1990 | 1991 | 1992 | | | | | | | | | | | | | | | | | | | | | | | | | | | | | | | | | | | | | | | | | | | | | | | | | | | | | | | | | | | | | | | | | | | | | | | | | | | | | | | | | | | | | | | | | | | | | | | | | | | | | |
| 1983 | 1984 | 1985 | 1986 | 1987 | 1988 | 1989 | 1990 | 1991 | 1992 | | | | | | | | | | | | | | | | | | | | | | | | | | | | | | | | | | | | | | | | | | | | | | | | | | | | | | | | | | | | | | | | | | | | | | | | | | | | | | | | | | | | | | | | | | | | | | | | | | | | | | |
| | | | | | | | | | | | | | | | | | | | | | | | | | | | | | | | | | | | | | | | | | | | | | | | | | | | | | | | | | | | | | | | | | | | | | | | | | | | | | | | | | | | | | | | | | | | | | | | | | | | | | | | | | | | | | | | |
| | | | | | | | | | | | | | | | | | | | | | | | | | | | | | | | | | | | | | | | | | | | | | | | | | | | | | | | | | | | | | | | | | | | | | | | | | | | | | | | | | | | | | | | | | | | | | | | | | | | | | | | | | | | | | | | |
| | | | | | | | | | | | | | | | | | | | | | | | | | | | | | | | | | | | | | | | | | | | | | | | | | | | | | | | | | | | | | | | | | | | | | | | | | | | | | | | | | | | | | | | | | | | | | | | | | | | | | | | | | | | | | | | |
| | | | | | | | | | | | | | | | | | | | | | | | | | | | | | | | | | | | | | | | | | | | | | | | | | | | | | | | | | | | | | | | | | | | | | | | | | | | | | | | | | | | | | | | | | | | | | | | | | | | | | | | | | | | | | | | |
| | | | | | | | | | | | | | | | | | | | | | | | | | | | | | | | | | | | | | | | | | | | | | | | | | | | | | | | | | | | | | | | | | | | | | | | | | | | | | | | | | | | | | | | | | | | | | | | | | | | | | | | | | | | | | | | |
| | | | | | | | | | | | | | | | | | | | | | | | | | | | | | | | | | | | | | | | | | | | | | | | | | | | | | | | | | | | | | | | | | | | | | | | | | | | | | | | | | | | | | | | | | | | | | | | | | | | | | | | | | | | | | | | |
| | | | | | | | | | | | | | | | | | | | | | | | | | | | | | | | | | | | | | | | | | | | | | | | | | | | | | | | | | | | | | | | | | | | | | | | | | | | | | | | | | | | | | | | | | | | | | | | | | | | | | | | | | | | | | | | |
| | | | | | | | | | | | | | | | | | | | | | | | | | | | | | | | | | | | | | | | | | | | | | | | | | | | | | | | | | | | | | | | | | | | | | | | | | | | | | | | | | | | | | | | | | | | | | | | | | | | | | | | | | | | | | | | |
| | | | | | | | | | | | | | | | | | | | | | | | | | | | | | | | | | | | | | | | | | | | | | | | | | | | | | | | | | | | | | | | | | | | | | | | | | | | | | | | | | | | | | | | | | | | | | | | | | | | | | | | | | | | | | | | |
| | | | | | | | | | | | | | | | | | | | | | | | | | | | | | | | | | | | | | | | | | | | | | | | | | | | | | | | | | | | | | | | | | | | | | | | | | | | | | | | | | | | | | | | | | | | | | | | | | | | | | | | | | | | | | | | |

3.142) sq_200610_5

2006

Oct

Wording of the question

| 10/2006 | Variable description |
|---------|----------------------|
| | |

The **suspension of the WTO trade negotiations** will have consequences for the multilateral trading system. How concerned are you about the recent suspension of the WTO Doha Round negotiations?

[...]

If concerned, please rate the following potential sources of concern in terms of importance to your country.

| | | | |
|---------------------------|----------------|-----------|------------------|
| More bilateral agreements | most important | important | not so important |
| | [1] | [2] | [3] |

Time span of the variable

| | | | | | | | | | |
|------|------|------|------|------|------|------|------|------|------|
| 1983 | 1984 | 1985 | 1986 | 1987 | 1988 | 1989 | 1990 | 1991 | 1992 |
| 1993 | 1994 | 1995 | 1996 | 1997 | 1998 | 1999 | 2000 | 2001 | 2002 |
| 2003 | 2004 | 2005 | 2006 | 2007 | 2008 | 2009 | 2010 | 2011 | 2012 |
| 2013 | 2014 | 2015 | 2016 | 2017 | 2018 | 2019 | 2020 | 2021 | 2022 |

3.143) sq_200701_1 2007 Jan

Wording of the question

| | | | | | | | | | |
|---|-----------------------|-----------|-----------|----|-----------------------------|-----|-----|-----|--|
| 01/2007 | Variable description | | | | | | | | |
| <p>Do you think that the public debate in your country is, in general, based on well established statistical evidence?</p> <table border="1"> <tr> <td>Public debate issues:</td> <td>yes</td> <td>undecided</td> <td>no</td> </tr> <tr> <td>Economic growth (GDP, etc.)</td> <td>[1]</td> <td>[2]</td> <td>[3]</td> </tr> </table> | Public debate issues: | yes | undecided | no | Economic growth (GDP, etc.) | [1] | [2] | [3] | |
| Public debate issues: | yes | undecided | no | | | | | | |
| Economic growth (GDP, etc.) | [1] | [2] | [3] | | | | | | |

Time span of the variable

| | | | | | | | | | |
|------|------|------|------|------|------|------|------|------|------|
| 1983 | 1984 | 1985 | 1986 | 1987 | 1988 | 1989 | 1990 | 1991 | 1992 |
| 1993 | 1994 | 1995 | 1996 | 1997 | 1998 | 1999 | 2000 | 2001 | 2002 |
| 2003 | 2004 | 2005 | 2006 | 2007 | 2008 | 2009 | 2010 | 2011 | 2012 |
| 2013 | 2014 | 2015 | 2016 | 2017 | 2018 | 2019 | 2020 | 2021 | 2022 |

3.144) sq_200701_2 2007 Jan

Wording of the question

| | | | | | | | | | |
|--|-----------------------|-----------|-----------|----|--|-----|-----|-----|--|
| 01/2007 | Variable description | | | | | | | | |
| <p>Do you think that the public debate in your country is, in general, based on well established statistical evidence?</p> <table border="1"> <tr> <td>Public debate issues:</td> <td>yes</td> <td>undecided</td> <td>no</td> </tr> <tr> <td>Financial conditions (inflation, etc.)</td> <td>[1]</td> <td>[2]</td> <td>[3]</td> </tr> </table> | Public debate issues: | yes | undecided | no | Financial conditions (inflation, etc.) | [1] | [2] | [3] | |
| Public debate issues: | yes | undecided | no | | | | | | |
| Financial conditions (inflation, etc.) | [1] | [2] | [3] | | | | | | |

Time span of the variable

| | | | | | | | | | |
|------|------|------|------|------|------|------|------|------|------|
| 1983 | 1984 | 1985 | 1986 | 1987 | 1988 | 1989 | 1990 | 1991 | 1992 |
| 1993 | 1994 | 1995 | 1996 | 1997 | 1998 | 1999 | 2000 | 2001 | 2002 |
| 2003 | 2004 | 2005 | 2006 | 2007 | 2008 | 2009 | 2010 | 2011 | 2012 |
| 2013 | 2014 | 2015 | 2016 | 2017 | 2018 | 2019 | 2020 | 2021 | 2022 |

3.145) sq_200701_3

2007

Jan

Wording of the question

| | | | | | | | | | | | | | | | | | | | | | | | | | | | | | | | | | | | | | | | | | |
|--|-----------------------|-----------|-----------|------|---------------------------------------|------|------|------|------|------|------|------|----------------------|------|------|------|------|------|------|------|------|------|------|------|------|------|------|------|------|------|------|------|------|------|------|------|------|------|------|------|------|
| <p>01/2007</p> <p>Do you think that the public debate in your country is, in general, based on well established statistical evidence?</p> <table border="1" style="margin-left: auto; margin-right: auto;"> <tr> <td style="background-color: #e0f2f7;">Public debate issues:</td> <td>yes</td> <td>undecided</td> <td>no</td> </tr> <tr> <td style="background-color: #e0f2f7;">Public finance (public deficit, etc.)</td> <td>[1]</td> <td>[2]</td> <td>[3]</td> </tr> <tr> <td style="background-color: #e0f2f7;"></td> <td></td> <td></td> <td></td> </tr> </table> | Public debate issues: | yes | undecided | no | Public finance (public deficit, etc.) | [1] | [2] | [3] | | | | | Variable description | | | | | | | | | | | | | | | | | | | | | | | | | | | | |
| Public debate issues: | yes | undecided | no | | | | | | | | | | | | | | | | | | | | | | | | | | | | | | | | | | | | | | |
| Public finance (public deficit, etc.) | [1] | [2] | [3] | | | | | | | | | | | | | | | | | | | | | | | | | | | | | | | | | | | | | | |
| | | | | | | | | | | | | | | | | | | | | | | | | | | | | | | | | | | | | | | | | | |
| <p>Time span of the variable</p> <table border="1"> <tr><td>1983</td><td>1984</td><td>1985</td><td>1986</td><td>1987</td><td>1988</td><td>1989</td><td>1990</td><td>1991</td><td>1992</td></tr> <tr><td>1993</td><td>1994</td><td>1995</td><td>1996</td><td>1997</td><td>1998</td><td>1999</td><td>2000</td><td>2001</td><td>2002</td></tr> <tr><td>2003</td><td>2004</td><td>2005</td><td>2006</td><td>2007</td><td>2008</td><td>2009</td><td>2010</td><td>2011</td><td>2012</td></tr> <tr><td>2013</td><td>2014</td><td>2015</td><td>2016</td><td>2017</td><td>2018</td><td>2019</td><td>2020</td><td>2021</td><td>2022</td></tr> </table> | | 1983 | 1984 | 1985 | 1986 | 1987 | 1988 | 1989 | 1990 | 1991 | 1992 | 1993 | 1994 | 1995 | 1996 | 1997 | 1998 | 1999 | 2000 | 2001 | 2002 | 2003 | 2004 | 2005 | 2006 | 2007 | 2008 | 2009 | 2010 | 2011 | 2012 | 2013 | 2014 | 2015 | 2016 | 2017 | 2018 | 2019 | 2020 | 2021 | 2022 |
| 1983 | 1984 | 1985 | 1986 | 1987 | 1988 | 1989 | 1990 | 1991 | 1992 | | | | | | | | | | | | | | | | | | | | | | | | | | | | | | | | |
| 1993 | 1994 | 1995 | 1996 | 1997 | 1998 | 1999 | 2000 | 2001 | 2002 | | | | | | | | | | | | | | | | | | | | | | | | | | | | | | | | |
| 2003 | 2004 | 2005 | 2006 | 2007 | 2008 | 2009 | 2010 | 2011 | 2012 | | | | | | | | | | | | | | | | | | | | | | | | | | | | | | | | |
| 2013 | 2014 | 2015 | 2016 | 2017 | 2018 | 2019 | 2020 | 2021 | 2022 | | | | | | | | | | | | | | | | | | | | | | | | | | | | | | | | |

3.146) sq_200701_4

2007

Jan

Wording of the question

| | | | | | | | | | | | | | | | | | | | | | | | | | | | | | | | | | | | | | | | | | |
|--|-----------------------|-----------|-----------|------|-------------------------------|------|------|------|------|------|------|------|----------------------|------|------|------|------|------|------|------|------|------|------|------|------|------|------|------|------|------|------|------|------|------|------|------|------|------|------|------|------|
| <p>01/2007</p> <p>Do you think that the public debate in your country is, in general, based on well established statistical evidence?</p> <table border="1" style="margin-left: auto; margin-right: auto;"> <tr> <td style="background-color: #e0f2f7;">Public debate issues:</td> <td>yes</td> <td>undecided</td> <td>no</td> </tr> <tr> <td style="background-color: #e0f2f7;">Knowledge economy (R&D, etc.)</td> <td>[1]</td> <td>[2]</td> <td>[3]</td> </tr> <tr> <td style="background-color: #e0f2f7;"></td> <td></td> <td></td> <td></td> </tr> </table> | Public debate issues: | yes | undecided | no | Knowledge economy (R&D, etc.) | [1] | [2] | [3] | | | | | Variable description | | | | | | | | | | | | | | | | | | | | | | | | | | | | |
| Public debate issues: | yes | undecided | no | | | | | | | | | | | | | | | | | | | | | | | | | | | | | | | | | | | | | | |
| Knowledge economy (R&D, etc.) | [1] | [2] | [3] | | | | | | | | | | | | | | | | | | | | | | | | | | | | | | | | | | | | | | |
| | | | | | | | | | | | | | | | | | | | | | | | | | | | | | | | | | | | | | | | | | |
| <p>Time span of the variable</p> <table border="1"> <tr><td>1983</td><td>1984</td><td>1985</td><td>1986</td><td>1987</td><td>1988</td><td>1989</td><td>1990</td><td>1991</td><td>1992</td></tr> <tr><td>1993</td><td>1994</td><td>1995</td><td>1996</td><td>1997</td><td>1998</td><td>1999</td><td>2000</td><td>2001</td><td>2002</td></tr> <tr><td>2003</td><td>2004</td><td>2005</td><td>2006</td><td>2007</td><td>2008</td><td>2009</td><td>2010</td><td>2011</td><td>2012</td></tr> <tr><td>2013</td><td>2014</td><td>2015</td><td>2016</td><td>2017</td><td>2018</td><td>2019</td><td>2020</td><td>2021</td><td>2022</td></tr> </table> | | 1983 | 1984 | 1985 | 1986 | 1987 | 1988 | 1989 | 1990 | 1991 | 1992 | 1993 | 1994 | 1995 | 1996 | 1997 | 1998 | 1999 | 2000 | 2001 | 2002 | 2003 | 2004 | 2005 | 2006 | 2007 | 2008 | 2009 | 2010 | 2011 | 2012 | 2013 | 2014 | 2015 | 2016 | 2017 | 2018 | 2019 | 2020 | 2021 | 2022 |
| 1983 | 1984 | 1985 | 1986 | 1987 | 1988 | 1989 | 1990 | 1991 | 1992 | | | | | | | | | | | | | | | | | | | | | | | | | | | | | | | | |
| 1993 | 1994 | 1995 | 1996 | 1997 | 1998 | 1999 | 2000 | 2001 | 2002 | | | | | | | | | | | | | | | | | | | | | | | | | | | | | | | | |
| 2003 | 2004 | 2005 | 2006 | 2007 | 2008 | 2009 | 2010 | 2011 | 2012 | | | | | | | | | | | | | | | | | | | | | | | | | | | | | | | | |
| 2013 | 2014 | 2015 | 2016 | 2017 | 2018 | 2019 | 2020 | 2021 | 2022 | | | | | | | | | | | | | | | | | | | | | | | | | | | | | | | | |

3.147) sq_200701_5

2007

Jan

Wording of the question

| | | | | | | | | | | | | | | | | | | | | | | | | | | | | | | | | | | | | | | | |
|--|------|-----------|------|------|------|------|------|------|------|-----------------------|-----|-----------|----|--|--|--|--|--|--|----------------------------------|-----|-----|-----|--|--|--|--|--|--|--|--|--|--|--|--|--|--|--|--|
| 01/2007 | | | | | | | | | | Variable description | | | | | | | | | | | | | | | | | | | | | | | | | | | | | |
| Do you think that the public debate in your country is, in general, based on well established statistical evidence ? | | | | | | | | | | | | | | | | | | | | | | | | | | | | | | | | | | | | | | | |
| <table border="1"> <tr> <td>Public debate issues:</td> <td>yes</td> <td>undecided</td> <td>no</td> <td colspan="6"></td> </tr> <tr> <td>Environment / energy (pollution)</td> <td>[1]</td> <td>[2]</td> <td>[3]</td> <td colspan="6"></td> </tr> <tr> <td></td> <td></td> <td></td> <td></td> <td colspan="6"></td> </tr> </table> | | | | | | | | | | Public debate issues: | yes | undecided | no | | | | | | | Environment / energy (pollution) | [1] | [2] | [3] | | | | | | | | | | | | | | | | |
| Public debate issues: | yes | undecided | no | | | | | | | | | | | | | | | | | | | | | | | | | | | | | | | | | | | | |
| Environment / energy (pollution) | [1] | [2] | [3] | | | | | | | | | | | | | | | | | | | | | | | | | | | | | | | | | | | | |
| | | | | | | | | | | | | | | | | | | | | | | | | | | | | | | | | | | | | | | | |
| Time span of the variable | | | | | | | | | | | | | | | | | | | | | | | | | | | | | | | | | | | | | | | |
| 1983 | 1984 | 1985 | 1986 | 1987 | 1988 | 1989 | 1990 | 1991 | 1992 | | | | | | | | | | | | | | | | | | | | | | | | | | | | | | |
| 1993 | 1994 | 1995 | 1996 | 1997 | 1998 | 1999 | 2000 | 2001 | 2002 | | | | | | | | | | | | | | | | | | | | | | | | | | | | | | |
| 2003 | 2004 | 2005 | 2006 | 2007 | 2008 | 2009 | 2010 | 2011 | 2012 | | | | | | | | | | | | | | | | | | | | | | | | | | | | | | |
| 2013 | 2014 | 2015 | 2016 | 2017 | 2018 | 2019 | 2020 | 2021 | 2022 | | | | | | | | | | | | | | | | | | | | | | | | | | | | | | |

3.148) sq_200701_6 2007 Jan

Wording of the question

| | | | | | | | | | | | | | | | | | | | | | | | | | | | | | | | | | | | | | | | |
|--|------|-----------|------|------|------|------|------|------|------|-----------------------|-----|-----------|----|--|--|--|--|--|--|----------------------------------|-----|-----|-----|--|--|--|--|--|--|--|--|--|--|--|--|--|--|--|--|
| 01/2007 | | | | | | | | | | Variable description | | | | | | | | | | | | | | | | | | | | | | | | | | | | | |
| Do you think that the public debate in your country is, in general, based on well established statistical evidence ? | | | | | | | | | | | | | | | | | | | | | | | | | | | | | | | | | | | | | | | |
| <table border="1"> <tr> <td>Public debate issues:</td> <td>yes</td> <td>undecided</td> <td>no</td> <td colspan="6"></td> </tr> <tr> <td>Labour market (employment, etc.)</td> <td>[1]</td> <td>[2]</td> <td>[3]</td> <td colspan="6"></td> </tr> <tr> <td></td> <td></td> <td></td> <td></td> <td colspan="6"></td> </tr> </table> | | | | | | | | | | Public debate issues: | yes | undecided | no | | | | | | | Labour market (employment, etc.) | [1] | [2] | [3] | | | | | | | | | | | | | | | | |
| Public debate issues: | yes | undecided | no | | | | | | | | | | | | | | | | | | | | | | | | | | | | | | | | | | | | |
| Labour market (employment, etc.) | [1] | [2] | [3] | | | | | | | | | | | | | | | | | | | | | | | | | | | | | | | | | | | | |
| | | | | | | | | | | | | | | | | | | | | | | | | | | | | | | | | | | | | | | | |
| Time span of the variable | | | | | | | | | | | | | | | | | | | | | | | | | | | | | | | | | | | | | | | |
| 1983 | 1984 | 1985 | 1986 | 1987 | 1988 | 1989 | 1990 | 1991 | 1992 | | | | | | | | | | | | | | | | | | | | | | | | | | | | | | |
| 1993 | 1994 | 1995 | 1996 | 1997 | 1998 | 1999 | 2000 | 2001 | 2002 | | | | | | | | | | | | | | | | | | | | | | | | | | | | | | |
| 2003 | 2004 | 2005 | 2006 | 2007 | 2008 | 2009 | 2010 | 2011 | 2012 | | | | | | | | | | | | | | | | | | | | | | | | | | | | | | |
| 2013 | 2014 | 2015 | 2016 | 2017 | 2018 | 2019 | 2020 | 2021 | 2022 | | | | | | | | | | | | | | | | | | | | | | | | | | | | | | |

3.149) sq_200701_7 2007 Jan

Wording of the question

| | | | | | | | | | | | | | | | | | | | | | | | | | | | | | | | | | | | | | | | |
|---|------|-----------|------|------|------|------|------|------|------|-----------------------|-----|-----------|----|--|--|--|--|--|--|-----------------------------------|-----|-----|-----|--|--|--|--|--|--|--|--|--|--|--|--|--|--|--|--|
| 01/2007 | | | | | | | | | | Variable description | | | | | | | | | | | | | | | | | | | | | | | | | | | | | |
| Do you think that the public debate in your country is, in general, based on well established statistical evidence ? | | | | | | | | | | | | | | | | | | | | | | | | | | | | | | | | | | | | | | | |
| <table border="1"> <tr> <td>Public debate issues:</td> <td>yes</td> <td>undecided</td> <td>no</td> <td colspan="6"></td> </tr> <tr> <td>Social conditions (poverty, etc.)</td> <td>[1]</td> <td>[2]</td> <td>[3]</td> <td colspan="6"></td> </tr> <tr> <td></td> <td></td> <td></td> <td></td> <td colspan="6"></td> </tr> </table> | | | | | | | | | | Public debate issues: | yes | undecided | no | | | | | | | Social conditions (poverty, etc.) | [1] | [2] | [3] | | | | | | | | | | | | | | | | |
| Public debate issues: | yes | undecided | no | | | | | | | | | | | | | | | | | | | | | | | | | | | | | | | | | | | | |
| Social conditions (poverty, etc.) | [1] | [2] | [3] | | | | | | | | | | | | | | | | | | | | | | | | | | | | | | | | | | | | |
| | | | | | | | | | | | | | | | | | | | | | | | | | | | | | | | | | | | | | | | |
| Time span of the variable | | | | | | | | | | | | | | | | | | | | | | | | | | | | | | | | | | | | | | | |
| 1983 | 1984 | 1985 | 1986 | 1987 | 1988 | 1989 | 1990 | 1991 | 1992 | | | | | | | | | | | | | | | | | | | | | | | | | | | | | | |

| | | | | | | | | | |
|------|------|------|------|------|------|------|------|------|------|
| 1993 | 1994 | 1995 | 1996 | 1997 | 1998 | 1999 | 2000 | 2001 | 2002 |
| 2003 | 2004 | 2005 | 2006 | 2007 | 2008 | 2009 | 2010 | 2011 | 2012 |
| 2013 | 2014 | 2015 | 2016 | 2017 | 2018 | 2019 | 2020 | 2021 | 2022 |

3.150) sq_200701_8

2007

Jan

Wording of the question

| | | | | | | | | | |
|---|-----------------------|-----------|-----------|----|-----------------------------------|-----|-----|-----|----------------------|
| <p>01/2007</p> <p>Do you think that the public debate in your country is, in general, based on well established statistical evidence?</p> <table border="1" style="margin-left: auto; margin-right: auto;"> <tr> <td style="background-color: #e0f2f7;">Public debate issues:</td> <td>yes</td> <td>undecided</td> <td>no</td> </tr> <tr> <td style="background-color: #e0f2f7;">Security and safety (crime, etc.)</td> <td>[1]</td> <td>[2]</td> <td>[3]</td> </tr> </table> | Public debate issues: | yes | undecided | no | Security and safety (crime, etc.) | [1] | [2] | [3] | Variable description |
| Public debate issues: | yes | undecided | no | | | | | | |
| Security and safety (crime, etc.) | [1] | [2] | [3] | | | | | | |

Time span of the variable

| | | | | | | | | | |
|------|------|------|------|------|------|------|------|------|------|
| 1983 | 1984 | 1985 | 1986 | 1987 | 1988 | 1989 | 1990 | 1991 | 1992 |
| 1993 | 1994 | 1995 | 1996 | 1997 | 1998 | 1999 | 2000 | 2001 | 2002 |
| 2003 | 2004 | 2005 | 2006 | 2007 | 2008 | 2009 | 2010 | 2011 | 2012 |
| 2013 | 2014 | 2015 | 2016 | 2017 | 2018 | 2019 | 2020 | 2021 | 2022 |

3.151) sq_200701_9

2007

Jan

Wording of the question

| | | | | | | | | | | | |
|--|-----------|-----------|-------------|---------------|---------------|--|-----|-----|-----|-----|----------------------|
| <p>01/2007</p> <p>Please try to assess the quality of the official report or website that based on statistical indicators provides the public with a comprehensive view of your country's progress.</p> <table border="1" style="margin-left: auto; margin-right: auto;"> <tr> <td style="background-color: #e0f2f7;">Report</td> <td>very good</td> <td>good</td> <td>rather poor</td> <td>not available</td> </tr> <tr> <td style="background-color: #e0f2f7;"></td> <td>[1]</td> <td>[2]</td> <td>[3]</td> <td>[4]</td> </tr> </table> | Report | very good | good | rather poor | not available | | [1] | [2] | [3] | [4] | Variable description |
| Report | very good | good | rather poor | not available | | | | | | | |
| | [1] | [2] | [3] | [4] | | | | | | | |

Time span of the variable

| | | | | | | | | | |
|------|------|------|------|------|------|------|------|------|------|
| 1983 | 1984 | 1985 | 1986 | 1987 | 1988 | 1989 | 1990 | 1991 | 1992 |
| 1993 | 1994 | 1995 | 1996 | 1997 | 1998 | 1999 | 2000 | 2001 | 2002 |
| 2003 | 2004 | 2005 | 2006 | 2007 | 2008 | 2009 | 2010 | 2011 | 2012 |
| 2013 | 2014 | 2015 | 2016 | 2017 | 2018 | 2019 | 2020 | 2021 | 2022 |

3.152) sq_200701_10

2007

Jan

Wording of the question

| | | | | | | | | | |
|--|--|-----------|------|-------------|----------------------|--|--|--|--|
| 01/2007 | | | | | Variable description | | | | |
| Please try to assess the quality of the official report or website that based on statistical indicators provides the public with a comprehensive view of your country's progress. | | | | | | | | | |
| Website | | very good | good | rather poor | not available | | | | |
| | | [1] | [2] | [3] | [4] | | | | |
| | | | | | | | | | |

Time span of the variable

| | | | | | | | | | |
|------|------|------|------|------|------|------|------|------|------|
| 1983 | 1984 | 1985 | 1986 | 1987 | 1988 | 1989 | 1990 | 1991 | 1992 |
| 1993 | 1994 | 1995 | 1996 | 1997 | 1998 | 1999 | 2000 | 2001 | 2002 |
| 2003 | 2004 | 2005 | 2006 | 2007 | 2008 | 2009 | 2010 | 2011 | 2012 |
| 2013 | 2014 | 2015 | 2016 | 2017 | 2018 | 2019 | 2020 | 2021 | 2022 |

3.153) sq_200704_1 2007 Apr

Wording of the question

| | | | | | | | | | |
|--|------------|----------------|----------------------|--|--|--|--|--|--|
| 04/2007 | | | Variable description | | | | | | |
| How concerned are you about the new tide of investment protectionism, i.e., deliberate actions by governments to impede the flow of cross-border investment under the pretext of protecting "strategic sectors" or "preserving national security"? | | | | | | | | | |
| extremely con-cerned | con-cerned | not con-cerned | | | | | | | |
| [1] | [2] | [3] | | | | | | | |
| | | | | | | | | | |

Time span of the variable

| | | | | | | | | | |
|------|------|------|------|------|------|------|------|------|------|
| 1983 | 1984 | 1985 | 1986 | 1987 | 1988 | 1989 | 1990 | 1991 | 1992 |
| 1993 | 1994 | 1995 | 1996 | 1997 | 1998 | 1999 | 2000 | 2001 | 2002 |
| 2003 | 2004 | 2005 | 2006 | 2007 | 2008 | 2009 | 2010 | 2011 | 2012 |
| 2013 | 2014 | 2015 | 2016 | 2017 | 2018 | 2019 | 2020 | 2021 | 2022 |

3.154) sq_200704_2 2007 Apr

Wording of the question

| | | | | | | | | | |
|--|--|----------------------|--|--|--|--|--|--|--|
| 04/2007 | | Variable description | | | | | | | |
| How concerned are you about the new tide of investment protectionism, i.e., deliberate actions by governments to impede the flow of cross-border investment under the pretext of protecting "strategic sectors" or "preserving national security"? | | | | | | | | | |
| [...] | | | | | | | | | |
| If concerned, please rate the following potential sources of concern in terms of importance to business in your country? | | | | | | | | | |

| | | | | | | | | | |
|----------------------------|----------------|------|------|------|-----------------|------|------|------|------|
| Damages investment climate | most important | ... | ... | ... | least important | | | | |
| | [1] | [2] | [3] | [4] | [5] | | | | |
| Time span of the variable | | | | | | | | | |
| 1983 | 1984 | 1985 | 1986 | 1987 | 1988 | 1989 | 1990 | 1991 | 1992 |
| 1993 | 1994 | 1995 | 1996 | 1997 | 1998 | 1999 | 2000 | 2001 | 2002 |
| 2003 | 2004 | 2005 | 2006 | 2007 | 2008 | 2009 | 2010 | 2011 | 2012 |
| 2013 | 2014 | 2015 | 2016 | 2017 | 2018 | 2019 | 2020 | 2021 | 2022 |

3.155) sq_200704_3 2007 Apr

Wording of the question

| | | | | | | | | | | | | |
|--|----------------------|----------------|-----|-----|-----|-----------------|-----|-----|-----|-----|-----|--|
| 04/2007 | Variable description | | | | | | | | | | | |
| <p>How concerned are you about the new tide of investment protectionism, i.e., deliberate actions by governments to impede the flow of cross-border investment under the pretext of protecting "strategic sectors" or "preserving national security"?</p> <p>[...]</p> <p>If concerned, please rate the following potential sources of concern in terms of importance to business in your country?</p> | | | | | | | | | | | | |
| <table border="1"> <tr> <td rowspan="2">Increases costs</td> <td>most important</td> <td>...</td> <td>...</td> <td>...</td> <td>least important</td> </tr> <tr> <td>[1]</td> <td>[2]</td> <td>[3]</td> <td>[4]</td> <td>[5]</td> </tr> </table> | Increases costs | most important | ... | ... | ... | least important | [1] | [2] | [3] | [4] | [5] | |
| Increases costs | | most important | ... | ... | ... | least important | | | | | | |
| | [1] | [2] | [3] | [4] | [5] | | | | | | | |

Time span of the variable

| | | | | | | | | | |
|------|------|------|------|------|------|------|------|------|------|
| 1983 | 1984 | 1985 | 1986 | 1987 | 1988 | 1989 | 1990 | 1991 | 1992 |
| 1993 | 1994 | 1995 | 1996 | 1997 | 1998 | 1999 | 2000 | 2001 | 2002 |
| 2003 | 2004 | 2005 | 2006 | 2007 | 2008 | 2009 | 2010 | 2011 | 2012 |
| 2013 | 2014 | 2015 | 2016 | 2017 | 2018 | 2019 | 2020 | 2021 | 2022 |

3.156) sq_200704_4 2007 Apr

Wording of the question

| | | | | | | | | | | | | |
|--|---------------------------|----------------|-----|-----|-----|-----------------|-----|-----|-----|-----|-----|--|
| 04/2007 | Variable description | | | | | | | | | | | |
| <p>How concerned are you about the new tide of investment protectionism, i.e., deliberate actions by governments to impede the flow of cross-border investment under the pretext of protecting "strategic sectors" or "preserving national security"?</p> <p>[...]</p> <p>If concerned, please rate the following potential sources of concern in terms of importance to business in your country?</p> | | | | | | | | | | | | |
| <table border="1"> <tr> <td rowspan="2">Decreases competitiveness</td> <td>most important</td> <td>...</td> <td>...</td> <td>...</td> <td>least important</td> </tr> <tr> <td>[1]</td> <td>[2]</td> <td>[3]</td> <td>[4]</td> <td>[5]</td> </tr> </table> | Decreases competitiveness | most important | ... | ... | ... | least important | [1] | [2] | [3] | [4] | [5] | |
| Decreases competitiveness | | most important | ... | ... | ... | least important | | | | | | |
| | [1] | [2] | [3] | [4] | [5] | | | | | | | |

| DECREASES COMPETITIVENESS | | [1] | [2] | [3] | [4] | [5] | | | | |
|----------------------------------|------|------|------|------|------|------|------|------|------|--|
| | | | | | | | | | | |
| Time span of the variable | | | | | | | | | | |
| 1983 | 1984 | 1985 | 1986 | 1987 | 1988 | 1989 | 1990 | 1991 | 1992 | |
| | | | | | | | | | | |
| 1993 | 1994 | 1995 | 1996 | 1997 | 1998 | 1999 | 2000 | 2001 | 2002 | |
| | | | | | | | | | | |
| 2003 | 2004 | 2005 | 2006 | 2007 | 2008 | 2009 | 2010 | 2011 | 2012 | |
| | | | | | | | | | | |
| 2013 | 2014 | 2015 | 2016 | 2017 | 2018 | 2019 | 2020 | 2021 | 2022 | |
| | | | | | | | | | | |

3.157) sq_200704_5 2007 Apr

Wording of the question

| | | | | | | | | | | | | | |
|---|--|----------------|-----|-----|-----------------|-----------------|--|-----|-----|-----|-----|-----|----------------------|
| <p>04/2007</p> <p>How concerned are you about the new tide of investment protectionism, i.e., deliberate actions by governments to impede the flow of cross-border investment under the pretext of protecting "strategic sectors" or "preserving national security"?</p> <p>[...]</p> <p>If concerned, please rate the following potential sources of concern in terms of importance to business in your country?</p> <table border="1" style="margin-left: auto; margin-right: auto;"> <tr> <td style="width: 60%;">Forces companies to find alternative markets</td> <td style="text-align: center;">most important</td> <td style="text-align: center;">...</td> <td style="text-align: center;">...</td> <td style="text-align: center;">...</td> <td style="text-align: center;">least important</td> </tr> <tr> <td></td> <td style="text-align: center;">[1]</td> <td style="text-align: center;">[2]</td> <td style="text-align: center;">[3]</td> <td style="text-align: center;">[4]</td> <td style="text-align: center;">[5]</td> </tr> </table> | Forces companies to find alternative markets | most important | ... | ... | ... | least important | | [1] | [2] | [3] | [4] | [5] | Variable description |
| Forces companies to find alternative markets | most important | ... | ... | ... | least important | | | | | | | | |
| | [1] | [2] | [3] | [4] | [5] | | | | | | | | |

| Time span of the variable | | | | | | | | | | |
|----------------------------------|------|------|------|------|------|------|------|------|------|--|
| 1983 | 1984 | 1985 | 1986 | 1987 | 1988 | 1989 | 1990 | 1991 | 1992 | |
| | | | | | | | | | | |
| 1993 | 1994 | 1995 | 1996 | 1997 | 1998 | 1999 | 2000 | 2001 | 2002 | |
| | | | | | | | | | | |
| 2003 | 2004 | 2005 | 2006 | 2007 | 2008 | 2009 | 2010 | 2011 | 2012 | |
| | | | | | | | | | | |
| 2013 | 2014 | 2015 | 2016 | 2017 | 2018 | 2019 | 2020 | 2021 | 2022 | |
| | | | | | | | | | | |

3.158) sq_200707_1 2007 Jul

Wording of the question

| | | | | | | | | | |
|--|----------------|----------|-------------------|-------------------|-----|-----|-----|-----|----------------------|
| <p>07/2007</p> <p>The impact of counterfeiting on economic development, employment, consumer safety and other aspects of society are of such magnitude that it is essential to have a complete and comprehensive picture to fully understand the costs of counterfeiting and piracy.</p> <table border="1" style="margin-left: auto; margin-right: auto;"> <tr> <td style="text-align: center;">strongly agree</td> <td style="text-align: center;">agree</td> <td style="text-align: center;">disagree</td> <td style="text-align: center;">strongly disagree</td> </tr> <tr> <td style="text-align: center;">[1]</td> <td style="text-align: center;">[2]</td> <td style="text-align: center;">[3]</td> <td style="text-align: center;">[4]</td> </tr> </table> | strongly agree | agree | disagree | strongly disagree | [1] | [2] | [3] | [4] | Variable description |
| strongly agree | agree | disagree | strongly disagree | | | | | | |
| [1] | [2] | [3] | [4] | | | | | | |

| Time span of the variable | | | | | | | | | | |
|----------------------------------|------|------|------|------|------|------|------|------|------|--|
| 1983 | 1984 | 1985 | 1986 | 1987 | 1988 | 1989 | 1990 | 1991 | 1992 | |
| | | | | | | | | | | |

| | | | | | | | | | |
|------|------|------|------|------|------|------|------|------|------|
| 1993 | 1994 | 1995 | 1996 | 1997 | 1998 | 1999 | 2000 | 2001 | 2002 |
| 2003 | 2004 | 2005 | 2006 | 2007 | 2008 | 2009 | 2010 | 2011 | 2012 |
| 2013 | 2014 | 2015 | 2016 | 2017 | 2018 | 2019 | 2020 | 2021 | 2022 |

3.159) sq_200707_2 2007 Jul

Wording of the question

| | | | | | | | | | | | | | |
|--|--------------------------|--------------------------|--------------------------|-------------------|-----|-----|-----|-----|--------------------------|--------------------------|--------------------------|--------------------------|----------------------|
| <p>07/2007</p> <p>No matter what the actual total cost of counterfeiting and piracy might be, the problem is of such magnitude that it requires strong and sustained actions from governments and businesses.</p> <table border="1" style="margin-left: auto; margin-right: auto;"> <tr> <td>strongly agree</td> <td>agree</td> <td>disagree</td> <td>strongly disagree</td> </tr> <tr> <td>[1]</td> <td>[2]</td> <td>[3]</td> <td>[4]</td> </tr> <tr> <td><input type="checkbox"/></td> <td><input type="checkbox"/></td> <td><input type="checkbox"/></td> <td><input type="checkbox"/></td> </tr> </table> | strongly agree | agree | disagree | strongly disagree | [1] | [2] | [3] | [4] | <input type="checkbox"/> | <input type="checkbox"/> | <input type="checkbox"/> | <input type="checkbox"/> | Variable description |
| strongly agree | agree | disagree | strongly disagree | | | | | | | | | | |
| [1] | [2] | [3] | [4] | | | | | | | | | | |
| <input type="checkbox"/> | <input type="checkbox"/> | <input type="checkbox"/> | <input type="checkbox"/> | | | | | | | | | | |

Time span of the variable

| | | | | | | | | | |
|------|------|------|------|------|------|------|------|------|------|
| 1983 | 1984 | 1985 | 1986 | 1987 | 1988 | 1989 | 1990 | 1991 | 1992 |
| 1993 | 1994 | 1995 | 1996 | 1997 | 1998 | 1999 | 2000 | 2001 | 2002 |
| 2003 | 2004 | 2005 | 2006 | 2007 | 2008 | 2009 | 2010 | 2011 | 2012 |
| 2013 | 2014 | 2015 | 2016 | 2017 | 2018 | 2019 | 2020 | 2021 | 2022 |

3.160) sq_200707_3 2007 Jul

Wording of the question

| | | | | | | | | | | | | | |
|---|--------------------------|--------------------------|--------------------------|-------------------|-----|-----|-----|-----|--------------------------|--------------------------|--------------------------|--------------------------|----------------------|
| <p>07/2007</p> <p>The problem of counterfeiting and piracy will only be solved when national governments devote the necessary resources to provide stronger enforcement of the laws and establish penalties that provide true deterrents to criminal activity.</p> <table border="1" style="margin-left: auto; margin-right: auto;"> <tr> <td>strongly agree</td> <td>agree</td> <td>disagree</td> <td>strongly disagree</td> </tr> <tr> <td>[1]</td> <td>[2]</td> <td>[3]</td> <td>[4]</td> </tr> <tr> <td><input type="checkbox"/></td> <td><input type="checkbox"/></td> <td><input type="checkbox"/></td> <td><input type="checkbox"/></td> </tr> </table> | strongly agree | agree | disagree | strongly disagree | [1] | [2] | [3] | [4] | <input type="checkbox"/> | <input type="checkbox"/> | <input type="checkbox"/> | <input type="checkbox"/> | Variable description |
| strongly agree | agree | disagree | strongly disagree | | | | | | | | | | |
| [1] | [2] | [3] | [4] | | | | | | | | | | |
| <input type="checkbox"/> | <input type="checkbox"/> | <input type="checkbox"/> | <input type="checkbox"/> | | | | | | | | | | |

Time span of the variable

| | | | | | | | | | |
|------|------|------|------|------|------|------|------|------|------|
| 1983 | 1984 | 1985 | 1986 | 1987 | 1988 | 1989 | 1990 | 1991 | 1992 |
| 1993 | 1994 | 1995 | 1996 | 1997 | 1998 | 1999 | 2000 | 2001 | 2002 |
| 2003 | 2004 | 2005 | 2006 | 2007 | 2008 | 2009 | 2010 | 2011 | 2012 |
| 2013 | 2014 | 2015 | 2016 | 2017 | 2018 | 2019 | 2020 | 2021 | 2022 |

Wording of the question

| | | | | | | | |
|--|---------------------|--------------------|--------------------|-----|-----|-----|-----------------------------|
| <p>10/2007</p> <p>Lately, large investment funds owned or controlled by certain governments have aroused concern - mainly on the grounds of security or political interference in business decisions - by taking over or buying important stakes in foreign private companies. How concerned are you that the activities of the so-called sovereign wealth funds will become an increasingly-used pretext to introduce protectionist restrictions on foreign inward investment?</p> <table border="1" style="margin: 10px auto; border-collapse: collapse;"> <tr> <td style="padding: 2px 5px;">very con- cerned</td> <td style="padding: 2px 5px;">con- cerned</td> <td style="padding: 2px 5px;">not con- cerned</td> </tr> <tr> <td style="padding: 2px 5px;">[1]</td> <td style="padding: 2px 5px;">[2]</td> <td style="padding: 2px 5px;">[3]</td> </tr> </table> | very con- cerned | con- cerned | not con- cerned | [1] | [2] | [3] | <p>Variable description</p> |
| very con- cerned | con- cerned | not con- cerned | | | | | |
| [1] | [2] | [3] | | | | | |

Time span of the variable

| | | | | | | | | | |
|------|------|------|------|------|------|------|------|------|------|
| 1983 | 1984 | 1985 | 1986 | 1987 | 1988 | 1989 | 1990 | 1991 | 1992 |
| 1993 | 1994 | 1995 | 1996 | 1997 | 1998 | 1999 | 2000 | 2001 | 2002 |
| 2003 | 2004 | 2005 | 2006 | 2007 | 2008 | 2009 | 2010 | 2011 | 2012 |
| 2013 | 2014 | 2015 | 2016 | 2017 | 2018 | 2019 | 2020 | 2021 | 2022 |

Wording of the question

| | | | | | | | | | | | |
|--|--------------------|-----------|-------------|-----------------|-----------------|--|-----|-----|-----|-----|-----------------------------|
| <p>01/2008</p> <p>The US sub-prime credit crisis is spreading to other parts of the world. How much will the financial sector in your country be negatively affected in the first and in the second half of 2008?</p> <table border="1" style="margin: 10px auto; border-collapse: collapse;"> <tr> <td style="padding: 2px 5px;">First half of 2008</td> <td style="padding: 2px 5px;">very much</td> <td style="padding: 2px 5px;">much</td> <td style="padding: 2px 5px;">not so much</td> <td style="padding: 2px 5px;">practically not</td> </tr> <tr> <td></td> <td style="padding: 2px 5px;">[1]</td> <td style="padding: 2px 5px;">[2]</td> <td style="padding: 2px 5px;">[3]</td> <td style="padding: 2px 5px;">[4]</td> </tr> </table> | First half of 2008 | very much | much | not so much | practically not | | [1] | [2] | [3] | [4] | <p>Variable description</p> |
| First half of 2008 | very much | much | not so much | practically not | | | | | | | |
| | [1] | [2] | [3] | [4] | | | | | | | |

Time span of the variable

| | | | | | | | | | |
|------|------|------|------|------|------|------|------|------|------|
| 1983 | 1984 | 1985 | 1986 | 1987 | 1988 | 1989 | 1990 | 1991 | 1992 |
| 1993 | 1994 | 1995 | 1996 | 1997 | 1998 | 1999 | 2000 | 2001 | 2002 |
| 2003 | 2004 | 2005 | 2006 | 2007 | 2008 | 2009 | 2010 | 2011 | 2012 |
| 2013 | 2014 | 2015 | 2016 | 2017 | 2018 | 2019 | 2020 | 2021 | 2022 |

Wording of the question

| | | | | | | |
|---|-----------|-----------|-------------|-----------------|-----------------|-----------------------------|
| <p>01/2008</p> <p>The US sub-prime credit crisis is spreading to other parts of the world. How much will the financial sector in your country be negatively affected in the first and in the second half of 2008?</p> <table border="1" style="margin: 10px auto; border-collapse: collapse;"> <tr> <td style="padding: 2px 5px;"></td> <td style="padding: 2px 5px;">very much</td> <td style="padding: 2px 5px;">much</td> <td style="padding: 2px 5px;">not so much</td> <td style="padding: 2px 5px;">practically not</td> </tr> </table> | | very much | much | not so much | practically not | <p>Variable description</p> |
| | very much | much | not so much | practically not | | |

| | | | | |
|---------------------|-----|-----|-----|-----|
| Second half of 2008 | [1] | [2] | [3] | [4] |
|---------------------|-----|-----|-----|-----|

Time span of the variable

| | | | | | | | | | |
|------|------|------|------|------|------|------|------|------|------|
| 1983 | 1984 | 1985 | 1986 | 1987 | 1988 | 1989 | 1990 | 1991 | 1992 |
| 1993 | 1994 | 1995 | 1996 | 1997 | 1998 | 1999 | 2000 | 2001 | 2002 |
| 2003 | 2004 | 2005 | 2006 | 2007 | 2008 | 2009 | 2010 | 2011 | 2012 |
| 2013 | 2014 | 2015 | 2016 | 2017 | 2018 | 2019 | 2020 | 2021 | 2022 |

3.164) sq_200801_3 2008 Jan

Wording of the question

| | | | | | | | | | | | | | |
|--|--|--|-----|--|---|-----|--|-------------------------------------|-----|--|--|-----|----------------------|
| <p>01/2008</p> <p>If the Internet completely shut down for a day worldwide, what do you predict would be the impact on your country's economy?</p> <table border="1"> <tr><td></td><td>huge and lasting effects - business would incur major losses and costly damage to information infrastructure</td><td>[1]</td></tr> <tr><td></td><td>major impact, but business would continue to function</td><td>[2]</td></tr> <tr><td></td><td>minor impact - with periodic delays</td><td>[3]</td></tr> <tr><td></td><td>minimal - businesses would cope with little disruption</td><td>[4]</td></tr> </table> | | huge and lasting effects - business would incur major losses and costly damage to information infrastructure | [1] | | major impact, but business would continue to function | [2] | | minor impact - with periodic delays | [3] | | minimal - businesses would cope with little disruption | [4] | Variable description |
| | huge and lasting effects - business would incur major losses and costly damage to information infrastructure | [1] | | | | | | | | | | | |
| | major impact, but business would continue to function | [2] | | | | | | | | | | | |
| | minor impact - with periodic delays | [3] | | | | | | | | | | | |
| | minimal - businesses would cope with little disruption | [4] | | | | | | | | | | | |

Time span of the variable

| | | | | | | | | | |
|------|------|------|------|------|------|------|------|------|------|
| 1983 | 1984 | 1985 | 1986 | 1987 | 1988 | 1989 | 1990 | 1991 | 1992 |
| 1993 | 1994 | 1995 | 1996 | 1997 | 1998 | 1999 | 2000 | 2001 | 2002 |
| 2003 | 2004 | 2005 | 2006 | 2007 | 2008 | 2009 | 2010 | 2011 | 2012 |
| 2013 | 2014 | 2015 | 2016 | 2017 | 2018 | 2019 | 2020 | 2021 | 2022 |

3.165) sq_200801_4 2008 Jan

Wording of the question

| | | | | | | | | | | | | | |
|---|---|---|-----|--|--|-----|--|------------------------------------|-----|--|---|-----|----------------------|
| <p>01/2008</p> <p>Should policies that affect the functioning of the Internet be developed with the input of all stakeholders, such as business, government, civil society and technical experts?</p> <table border="1"> <tr><td></td><td>yes, deeper, ongoing multistakeholder consultation required</td><td>[1]</td></tr> <tr><td></td><td>yes, but only periodic consultation is necessary with all stakeholders</td><td>[2]</td></tr> <tr><td></td><td>no consultation should be optional</td><td>[3]</td></tr> <tr><td></td><td>no, policy development regarding the Internet should be left to the local authorities</td><td>[4]</td></tr> </table> | | yes, deeper, ongoing multistakeholder consultation required | [1] | | yes, but only periodic consultation is necessary with all stakeholders | [2] | | no consultation should be optional | [3] | | no, policy development regarding the Internet should be left to the local authorities | [4] | Variable description |
| | yes, deeper, ongoing multistakeholder consultation required | [1] | | | | | | | | | | | |
| | yes, but only periodic consultation is necessary with all stakeholders | [2] | | | | | | | | | | | |
| | no consultation should be optional | [3] | | | | | | | | | | | |
| | no, policy development regarding the Internet should be left to the local authorities | [4] | | | | | | | | | | | |

Time span of the variable

| | | | | | | | | | |
|------|------|------|------|------|------|------|------|------|------|
| 1983 | 1984 | 1985 | 1986 | 1987 | 1988 | 1989 | 1990 | 1991 | 1992 |
| 1993 | 1994 | 1995 | 1996 | 1997 | 1998 | 1999 | 2000 | 2001 | 2002 |

| | | | | | | | | | |
|------|------|------|------|------|------|------|------|------|------|
| | | | | | | | | | |
| 2003 | 2004 | 2005 | 2006 | 2007 | 2008 | 2009 | 2010 | 2011 | 2012 |
| | | | | | | | | | |
| 2013 | 2014 | 2015 | 2016 | 2017 | 2018 | 2019 | 2020 | 2021 | 2022 |
| | | | | | | | | | |

3.166) sq_200804_1 2008 Apr

Wording of the question

| | | | | | | | | | | | | | |
|---|-------------------------------------|---------------------|---------------------------------|---------------------------------|-----|-----|-----|-----|--|--|--|--|----------------------|
| <p>04/2008</p> <p>If the Doha round of trade negotiations is successfully concluded in 2008, what impact will it have on the global economy?</p> <table border="1" style="margin-left: auto; margin-right: auto;"> <tr> <td>Very positive and noticeable impact</td> <td>Positive impact</td> <td>Rather small impact</td> <td>No impact on the global economy</td> </tr> <tr> <td>[1]</td> <td>[2]</td> <td>[3]</td> <td>[4]</td> </tr> <tr> <td></td> <td></td> <td></td> <td></td> </tr> </table> | Very positive and noticeable impact | Positive impact | Rather small impact | No impact on the global economy | [1] | [2] | [3] | [4] | | | | | Variable description |
| Very positive and noticeable impact | Positive impact | Rather small impact | No impact on the global economy | | | | | | | | | | |
| [1] | [2] | [3] | [4] | | | | | | | | | | |
| | | | | | | | | | | | | | |

Time span of the variable

| | | | | | | | | | |
|------|------|------|------|------|------|------|------|------|------|
| | | | | | | | | | |
| 1983 | 1984 | 1985 | 1986 | 1987 | 1988 | 1989 | 1990 | 1991 | 1992 |
| | | | | | | | | | |
| 1993 | 1994 | 1995 | 1996 | 1997 | 1998 | 1999 | 2000 | 2001 | 2002 |
| | | | | | | | | | |
| 2003 | 2004 | 2005 | 2006 | 2007 | 2008 | 2009 | 2010 | 2011 | 2012 |
| | | | | | | | | | |
| 2013 | 2014 | 2015 | 2016 | 2017 | 2018 | 2019 | 2020 | 2021 | 2022 |
| | | | | | | | | | |

3.167) sq_200804_2 2008 Apr

Wording of the question

| | | | | | | | | | | | | | |
|---|----------------|-----------------|-----------------|----------|-----|-----|-----|-----|--|--|--|--|----------------------|
| <p>04/2008</p> <p>It has been frequently said that the Doha round of trade negotiations has not been concluded due to lack of political will. The leaders of the G8 nations and major emerging economies should take bold steps to reach an agreement in the first half of this year.</p> <table border="1" style="margin-left: auto; margin-right: auto;"> <tr> <td>Strongly agree</td> <td>Agree</td> <td>Mildly disagree</td> <td>Disagree</td> </tr> <tr> <td>[1]</td> <td>[2]</td> <td>[3]</td> <td>[4]</td> </tr> <tr> <td></td> <td></td> <td></td> <td></td> </tr> </table> | Strongly agree | Agree | Mildly disagree | Disagree | [1] | [2] | [3] | [4] | | | | | Variable description |
| Strongly agree | Agree | Mildly disagree | Disagree | | | | | | | | | | |
| [1] | [2] | [3] | [4] | | | | | | | | | | |
| | | | | | | | | | | | | | |

Time span of the variable

| | | | | | | | | | |
|------|------|------|------|------|------|------|------|------|------|
| | | | | | | | | | |
| 1983 | 1984 | 1985 | 1986 | 1987 | 1988 | 1989 | 1990 | 1991 | 1992 |
| | | | | | | | | | |
| 1993 | 1994 | 1995 | 1996 | 1997 | 1998 | 1999 | 2000 | 2001 | 2002 |
| | | | | | | | | | |
| 2003 | 2004 | 2005 | 2006 | 2007 | 2008 | 2009 | 2010 | 2011 | 2012 |
| | | | | | | | | | |
| 2013 | 2014 | 2015 | 2016 | 2017 | 2018 | 2019 | 2020 | 2021 | 2022 |
| | | | | | | | | | |

3.168) sq_200807_1 2008 Jul

Wording of the question

| | | | | | | | | | | | | | | | | |
|---|----------------------|----------|-------------------|--|----------------|-------|----------|-------------------|-----|-----|-----|-----|--|--|--|--|
| 07/2008 | Variable description | | | | | | | | | | | | | | | |
| <p>Oil prices over \$130 will negatively affect the company earnings in this country in the next six months.</p> | | | | | | | | | | | | | | | | |
| <table border="1" style="margin-left: auto; margin-right: auto;"> <tr> <td style="text-align: center;">strongly agree</td> <td style="text-align: center;">agree</td> <td style="text-align: center;">disagree</td> <td style="text-align: center;">strongly disagree</td> </tr> <tr> <td style="text-align: center;">[1]</td> <td style="text-align: center;">[2]</td> <td style="text-align: center;">[3]</td> <td style="text-align: center;">[4]</td> </tr> <tr> <td style="height: 15px;"> </td> <td> </td> <td> </td> <td> </td> </tr> </table> | | | | | strongly agree | agree | disagree | strongly disagree | [1] | [2] | [3] | [4] | | | | |
| strongly agree | agree | disagree | strongly disagree | | | | | | | | | | | | | |
| [1] | [2] | [3] | [4] | | | | | | | | | | | | | |
| | | | | | | | | | | | | | | | | |

Time span of the variable

| | | | | | | | | | |
|------|------|------|------|------|------|------|------|------|------|
| 1983 | 1984 | 1985 | 1986 | 1987 | 1988 | 1989 | 1990 | 1991 | 1992 |
| 1993 | 1994 | 1995 | 1996 | 1997 | 1998 | 1999 | 2000 | 2001 | 2002 |
| 2003 | 2004 | 2005 | 2006 | 2007 | 2008 | 2009 | 2010 | 2011 | 2012 |
| 2013 | 2014 | 2015 | 2016 | 2017 | 2018 | 2019 | 2020 | 2021 | 2022 |

3.169) sq_200807_2 2008 Jul

Wording of the question

| | | | | | | | | | | | | | | | | |
|---|----------------------|----------|-------------------|--|----------------|-------|----------|-------------------|-----|-----|-----|-----|--|--|--|--|
| 07/2008 | Variable description | | | | | | | | | | | | | | | |
| <p>Rising oil prices encourage companies in this country to invest in cleaner and more efficient technologies.</p> | | | | | | | | | | | | | | | | |
| <table border="1" style="margin-left: auto; margin-right: auto;"> <tr> <td style="text-align: center;">strongly agree</td> <td style="text-align: center;">agree</td> <td style="text-align: center;">disagree</td> <td style="text-align: center;">strongly disagree</td> </tr> <tr> <td style="text-align: center;">[1]</td> <td style="text-align: center;">[2]</td> <td style="text-align: center;">[3]</td> <td style="text-align: center;">[4]</td> </tr> <tr> <td style="height: 15px;"> </td> <td> </td> <td> </td> <td> </td> </tr> </table> | | | | | strongly agree | agree | disagree | strongly disagree | [1] | [2] | [3] | [4] | | | | |
| strongly agree | agree | disagree | strongly disagree | | | | | | | | | | | | | |
| [1] | [2] | [3] | [4] | | | | | | | | | | | | | |
| | | | | | | | | | | | | | | | | |

Time span of the variable

| | | | | | | | | | |
|------|------|------|------|------|------|------|------|------|------|
| 1983 | 1984 | 1985 | 1986 | 1987 | 1988 | 1989 | 1990 | 1991 | 1992 |
| 1993 | 1994 | 1995 | 1996 | 1997 | 1998 | 1999 | 2000 | 2001 | 2002 |
| 2003 | 2004 | 2005 | 2006 | 2007 | 2008 | 2009 | 2010 | 2011 | 2012 |
| 2013 | 2014 | 2015 | 2016 | 2017 | 2018 | 2019 | 2020 | 2021 | 2022 |

3.170) sq_200807_3 2008 Jul

Wording of the question

| | | | | | | | | | | | | | | | | |
|---|----------------------|----------|-------------------|--|----------------|-------|----------|-------------------|-----|-----|-----|-----|--|--|--|--|
| 07/2008 | Variable description | | | | | | | | | | | | | | | |
| <p>Higher prices for other fossil fuel sources of energy (including coal and natural gas), which will move up in tandem with oil, will seriously impair the ability of the economy of this country to meet its energy needs.</p> | | | | | | | | | | | | | | | | |
| <table border="1" style="margin-left: auto; margin-right: auto;"> <tr> <td style="text-align: center;">strongly agree</td> <td style="text-align: center;">agree</td> <td style="text-align: center;">disagree</td> <td style="text-align: center;">strongly disagree</td> </tr> <tr> <td style="text-align: center;">[1]</td> <td style="text-align: center;">[2]</td> <td style="text-align: center;">[3]</td> <td style="text-align: center;">[4]</td> </tr> <tr> <td style="height: 15px;"> </td> <td> </td> <td> </td> <td> </td> </tr> </table> | | | | | strongly agree | agree | disagree | strongly disagree | [1] | [2] | [3] | [4] | | | | |
| strongly agree | agree | disagree | strongly disagree | | | | | | | | | | | | | |
| [1] | [2] | [3] | [4] | | | | | | | | | | | | | |
| | | | | | | | | | | | | | | | | |

Time span of the variable

| | | | | | | | | | |
|------|------|------|------|------|------|------|------|------|------|
| 1983 | 1984 | 1985 | 1986 | 1987 | 1988 | 1989 | 1990 | 1991 | 1992 |
| 1993 | 1994 | 1995 | 1996 | 1997 | 1998 | 1999 | 2000 | 2001 | 2002 |
| 2003 | 2004 | 2005 | 2006 | 2007 | 2008 | 2009 | 2010 | 2011 | 2012 |
| 2013 | 2014 | 2015 | 2016 | 2017 | 2018 | 2019 | 2020 | 2021 | 2022 |

3.171) sq_200807_4

2008

Jul

Wording of the question

07/2008

Oil prices over \$130 will lead to unsustainably high current **account imbalances** in this country in the next six months.

| | | | |
|-----------------------|--------------|-----------------|--------------------------|
| strongly agree [1] | agree [2] | disagree [3] | strongly disagree [4] |
| | | | |

Variable description

Time span of the variable

| | | | | | | | | | |
|------|------|------|------|------|------|------|------|------|------|
| 1983 | 1984 | 1985 | 1986 | 1987 | 1988 | 1989 | 1990 | 1991 | 1992 |
| 1993 | 1994 | 1995 | 1996 | 1997 | 1998 | 1999 | 2000 | 2001 | 2002 |
| 2003 | 2004 | 2005 | 2006 | 2007 | 2008 | 2009 | 2010 | 2011 | 2012 |
| 2013 | 2014 | 2015 | 2016 | 2017 | 2018 | 2019 | 2020 | 2021 | 2022 |

3.172) sq_200807_5

2008

Jul

Wording of the question

07/2008

Oil prices over \$130 will **create disequilibrium and enforce recessionary tendencies in the global economy** in 2008.

| | | | |
|-----------------------|--------------|-----------------|--------------------------|
| strongly agree [1] | agree [2] | disagree [3] | strongly disagree [4] |
| | | | |

Variable description

Time span of the variable

| | | | | | | | | | |
|------|------|------|------|------|------|------|------|------|------|
| 1983 | 1984 | 1985 | 1986 | 1987 | 1988 | 1989 | 1990 | 1991 | 1992 |
| 1993 | 1994 | 1995 | 1996 | 1997 | 1998 | 1999 | 2000 | 2001 | 2002 |
| 2003 | 2004 | 2005 | 2006 | 2007 | 2008 | 2009 | 2010 | 2011 | 2012 |
| 2013 | 2014 | 2015 | 2016 | 2017 | 2018 | 2019 | 2020 | 2021 | 2022 |

3.173) sq_200810_1

2008

Oct

Wording of the question

| 10/2008 | | | | | | | | | | Variable description | | | | | | | | | | | | | | | | | | | | |
|---|-------|-----------------|----------|------|------|------|------|------|------|----------------------|-------|-----------------|----------|--|--|--|--|--|--|-----|-----|-----|-----|--|--|--|--|--|--|--|
| <p>The difficulties about international cooperation in the Doha Round negotiations can have negative impact on concluding intergovernmental agreements in climate change.</p> <table border="1"> <tr> <td>strongly agree</td> <td>agree</td> <td>mildly disagree</td> <td>disagree</td> <td colspan="6"></td> </tr> <tr> <td>[1]</td> <td>[2]</td> <td>[3]</td> <td>[4]</td> <td colspan="6"></td> </tr> </table> | | | | | | | | | | strongly agree | agree | mildly disagree | disagree | | | | | | | [1] | [2] | [3] | [4] | | | | | | | |
| strongly agree | agree | mildly disagree | disagree | | | | | | | | | | | | | | | | | | | | | | | | | | | |
| [1] | [2] | [3] | [4] | | | | | | | | | | | | | | | | | | | | | | | | | | | |
| Time span of the variable | | | | | | | | | | | | | | | | | | | | | | | | | | | | | | |
| 1983 | 1984 | 1985 | 1986 | 1987 | 1988 | 1989 | 1990 | 1991 | 1992 | | | | | | | | | | | | | | | | | | | | | |
| 1993 | 1994 | 1995 | 1996 | 1997 | 1998 | 1999 | 2000 | 2001 | 2002 | | | | | | | | | | | | | | | | | | | | | |
| 2003 | 2004 | 2005 | 2006 | 2007 | 2008 | 2009 | 2010 | 2011 | 2012 | | | | | | | | | | | | | | | | | | | | | |
| 2013 | 2014 | 2015 | 2016 | 2017 | 2018 | 2019 | 2020 | 2021 | 2022 | | | | | | | | | | | | | | | | | | | | | |

3.174) sq_200810_2

2008

Oct

Wording of the question

| 10/2008 | | | | | | | | | | Variable description | | | | | | | | | | | | | | | | | | | | |
|---|-------|-----------------|----------|------|------|------|------|------|------|----------------------|-------|-----------------|----------|--|--|--|--|--|--|-----|-----|-----|-----|--|--|--|--|--|--|--|
| <p>Introducing unilateral trade sanctions to try to deal with competitiveness concerns provoked by differences in national climate change policies is more likely to damage international trade than to spread cleaner environmental practices.</p> <table border="1"> <tr> <td>strongly agree</td> <td>agree</td> <td>mildly disagree</td> <td>disagree</td> <td colspan="6"></td> </tr> <tr> <td>[1]</td> <td>[2]</td> <td>[3]</td> <td>[4]</td> <td colspan="6"></td> </tr> </table> | | | | | | | | | | strongly agree | agree | mildly disagree | disagree | | | | | | | [1] | [2] | [3] | [4] | | | | | | | |
| strongly agree | agree | mildly disagree | disagree | | | | | | | | | | | | | | | | | | | | | | | | | | | |
| [1] | [2] | [3] | [4] | | | | | | | | | | | | | | | | | | | | | | | | | | | |
| Time span of the variable | | | | | | | | | | | | | | | | | | | | | | | | | | | | | | |
| 1983 | 1984 | 1985 | 1986 | 1987 | 1988 | 1989 | 1990 | 1991 | 1992 | | | | | | | | | | | | | | | | | | | | | |
| 1993 | 1994 | 1995 | 1996 | 1997 | 1998 | 1999 | 2000 | 2001 | 2002 | | | | | | | | | | | | | | | | | | | | | |
| 2003 | 2004 | 2005 | 2006 | 2007 | 2008 | 2009 | 2010 | 2011 | 2012 | | | | | | | | | | | | | | | | | | | | | |
| 2013 | 2014 | 2015 | 2016 | 2017 | 2018 | 2019 | 2020 | 2021 | 2022 | | | | | | | | | | | | | | | | | | | | | |

3.175) sq_200901_1

2009

Jan

Wording of the question

| 01/2009 | | | | | | | | | | Variable description | | | | | | | | | | |
|---|--|--------|--|--|--|--|--|--|--|----------------------|--|--------|--|--|--|--|--|--|--|--|
| <p>By successfully completing the Doha Round of multilateral trade negotiations, governments can take a significant step to help restore confidence in global markets and international cooperation, and create economic opportunities that will mitigate the impact of the financial crisis.</p> <table border="1"> <tr> <td>Strongly</td> <td></td> <td>Mildly</td> <td></td> <td colspan="6"></td> </tr> </table> | | | | | | | | | | Strongly | | Mildly | | | | | | | | |
| Strongly | | Mildly | | | | | | | | | | | | | | | | | | |

| | | | |
|----------------|-------|-----------------|----------|
| Strongly agree | Agree | Mildly disagree | disagree |
| [1] | [2] | [3] | [4] |
| | | | |

Time span of the variable

| | | | | | | | | | |
|------|------|------|------|------|------|------|------|------|------|
| 1983 | 1984 | 1985 | 1986 | 1987 | 1988 | 1989 | 1990 | 1991 | 1992 |
| | | | | | | | | | |
| 1993 | 1994 | 1995 | 1996 | 1997 | 1998 | 1999 | 2000 | 2001 | 2002 |
| | | | | | | | | | |
| 2003 | 2004 | 2005 | 2006 | 2007 | 2008 | 2009 | 2010 | 2011 | 2012 |
| | | | | | | | | | |
| 2013 | 2014 | 2015 | 2016 | 2017 | 2018 | 2019 | 2020 | 2021 | 2022 |
| | | | | | | | | | |

3.176) sq_200901_2

2009

Jan

Wording of the question

01/2009

In the meantime, governments should refrain from protectionist measures that would cause further damage to an already very weak global economy.

| | | | |
|----------------|-------|-----------------|----------|
| Strongly agree | Agree | Mildly disagree | disagree |
| [1] | [2] | [3] | [4] |
| | | | |

| |
|----------------------|
| Variable description |
| |

Time span of the variable

| | | | | | | | | | |
|------|------|------|------|------|------|------|------|------|------|
| 1983 | 1984 | 1985 | 1986 | 1987 | 1988 | 1989 | 1990 | 1991 | 1992 |
| | | | | | | | | | |
| 1993 | 1994 | 1995 | 1996 | 1997 | 1998 | 1999 | 2000 | 2001 | 2002 |
| | | | | | | | | | |
| 2003 | 2004 | 2005 | 2006 | 2007 | 2008 | 2009 | 2010 | 2011 | 2012 |
| | | | | | | | | | |
| 2013 | 2014 | 2015 | 2016 | 2017 | 2018 | 2019 | 2020 | 2021 | 2022 |
| | | | | | | | | | |

3.177) sq_200901_3

2009

Jan

Wording of the question

01/2009

A practical measure that governments should take immediately to get trade flowing again is to expand the scope and scale of guarantees to exporters by official export credit insurance agencies.

| | | | |
|----------------|-------|-----------------|----------|
| Strongly agree | Agree | Mildly disagree | disagree |
| [1] | [2] | [3] | [4] |
| | | | |

| |
|----------------------|
| Variable description |
| |

Time span of the variable

| | | | | | | | | | |
|------|------|------|------|------|------|------|------|------|------|
| 1983 | 1984 | 1985 | 1986 | 1987 | 1988 | 1989 | 1990 | 1991 | 1992 |
| | | | | | | | | | |
| 1993 | 1994 | 1995 | 1996 | 1997 | 1998 | 1999 | 2000 | 2001 | 2002 |
| | | | | | | | | | |

| | | | | | | | | | |
|------|------|------|------|------|------|------|------|------|------|
| 2003 | 2004 | 2005 | 2006 | 2007 | 2008 | 2009 | 2010 | 2011 | 2012 |
| 2013 | 2014 | 2015 | 2016 | 2017 | 2018 | 2019 | 2020 | 2021 | 2022 |

3.178) sq_200904_1 2009 Apr

Wording of the question

| | | | | | | | | | |
|--|-----------------------|-----------------------|-----------------------|----------------------|--|--|--|--|----------------------|
| <p>04/2009</p> <p>What is the relative importance for companies of losses due to counterfeiting and piracy in your country?</p> <table border="1" style="margin-left: auto; margin-right: auto;"> <tr> <td style="text-align: center;">very important [1]</td> <td style="text-align: center;">important [2]</td> <td style="text-align: center;">less important [3]</td> <td style="text-align: center;">not important [4]</td> </tr> <tr> <td style="text-align: center;"> </td> <td style="text-align: center;"> </td> <td style="text-align: center;"> </td> <td style="text-align: center;"> </td> </tr> </table> | very important [1] | important [2] | less important [3] | not important [4] | | | | | Variable description |
| very important [1] | important [2] | less important [3] | not important [4] | | | | | | |
| | | | | | | | | | |

Time span of the variable

| | | | | | | | | | |
|------|------|------|------|------|------|------|------|------|------|
| 1983 | 1984 | 1985 | 1986 | 1987 | 1988 | 1989 | 1990 | 1991 | 1992 |
| 1993 | 1994 | 1995 | 1996 | 1997 | 1998 | 1999 | 2000 | 2001 | 2002 |
| 2003 | 2004 | 2005 | 2006 | 2007 | 2008 | 2009 | 2010 | 2011 | 2012 |
| 2013 | 2014 | 2015 | 2016 | 2017 | 2018 | 2019 | 2020 | 2021 | 2022 |

3.179) sq_200904_2 2009 Apr

Wording of the question

| | |
|--|----------------------|
| <p>04/2009</p> <p>Should companies invest more in upgrading corporate programs to limit counterfeiting and piracy?</p> <p style="text-align: center;">Yes [1] <input type="checkbox"/> No [2] <input type="checkbox"/></p> | Variable description |
|--|----------------------|

Time span of the variable

| | | | | | | | | | |
|------|------|------|------|------|------|------|------|------|------|
| 1983 | 1984 | 1985 | 1986 | 1987 | 1988 | 1989 | 1990 | 1991 | 1992 |
| 1993 | 1994 | 1995 | 1996 | 1997 | 1998 | 1999 | 2000 | 2001 | 2002 |
| 2003 | 2004 | 2005 | 2006 | 2007 | 2008 | 2009 | 2010 | 2011 | 2012 |
| 2013 | 2014 | 2015 | 2016 | 2017 | 2018 | 2019 | 2020 | 2021 | 2022 |

3.180) sq_200904_3 2009 Apr

Wording of the question

| | |
|--|----------------------|
| <p>04/2009</p> <p>Consumer demand for fake products is part of the problem. Should corporations upgrade consumer awareness efforts on the value of intellectual property and the merit of protecting it?</p> | Variable description |
|--|----------------------|

| | | | | | | | | | |
|--|------|------|------|------|------|------|------|------|------|
| Yes [1] <input type="checkbox"/> No [2] <input type="checkbox"/> | | | | | | | | | |
| Time span of the variable | | | | | | | | | |
| 1983 | 1984 | 1985 | 1986 | 1987 | 1988 | 1989 | 1990 | 1991 | 1992 |
| 1993 | 1994 | 1995 | 1996 | 1997 | 1998 | 1999 | 2000 | 2001 | 2002 |
| 2003 | 2004 | 2005 | 2006 | 2007 | 2008 | 2009 | 2010 | 2011 | 2012 |
| 2013 | 2014 | 2015 | 2016 | 2017 | 2018 | 2019 | 2020 | 2021 | 2022 |

3.181) sq_200907_1 2009 Jul

Wording of the question

| | | | | | | | |
|---|-------------------------|-------------------------|----------------|-----|-----|-----|----------------------|
| <p>07/2009</p> <p>How do you assess volume and structure of policy measures to fight financial and economic crisis in your country?</p> <table border="1" style="margin-left: auto; margin-right: auto;"> <tr> <td>Fully sufficient</td> <td>More or less sufficient</td> <td>Not sufficient</td> </tr> <tr> <td>[1]</td> <td>[2]</td> <td>[3]</td> </tr> </table> | Fully sufficient | More or less sufficient | Not sufficient | [1] | [2] | [3] | Variable description |
| Fully sufficient | More or less sufficient | Not sufficient | | | | | |
| [1] | [2] | [3] | | | | | |

Time span of the variable

| | | | | | | | | | |
|------|------|------|------|------|------|------|------|------|------|
| 1983 | 1984 | 1985 | 1986 | 1987 | 1988 | 1989 | 1990 | 1991 | 1992 |
| 1993 | 1994 | 1995 | 1996 | 1997 | 1998 | 1999 | 2000 | 2001 | 2002 |
| 2003 | 2004 | 2005 | 2006 | 2007 | 2008 | 2009 | 2010 | 2011 | 2012 |
| 2013 | 2014 | 2015 | 2016 | 2017 | 2018 | 2019 | 2020 | 2021 | 2022 |

3.182) sq_200907_2 2009 Jul

Wording of the question

| | | | | | | | | | | |
|--|--|---|-----|--|---|-----|--|--|-----|----------------------|
| <p>07/2009</p> <p>What do you predict will be the impact of the global recession on businesses' efforts to comply with anti-corruption measures?</p> <table border="1" style="margin-left: auto; margin-right: auto;"> <tr> <td></td> <td>It will make businesses relax these efforts</td> <td>[1]</td> </tr> <tr> <td></td> <td>It will make businesses reinforce these efforts</td> <td>[2]</td> </tr> <tr> <td></td> <td>It will have a minimal impact on businesses' compliance with anti-corruption measures.</td> <td>[3]</td> </tr> </table> | | It will make businesses relax these efforts | [1] | | It will make businesses reinforce these efforts | [2] | | It will have a minimal impact on businesses' compliance with anti-corruption measures. | [3] | Variable description |
| | It will make businesses relax these efforts | [1] | | | | | | | | |
| | It will make businesses reinforce these efforts | [2] | | | | | | | | |
| | It will have a minimal impact on businesses' compliance with anti-corruption measures. | [3] | | | | | | | | |

Time span of the variable

| | | | | | | | | | |
|------|------|------|------|------|------|------|------|------|------|
| 1983 | 1984 | 1985 | 1986 | 1987 | 1988 | 1989 | 1990 | 1991 | 1992 |
| 1993 | 1994 | 1995 | 1996 | 1997 | 1998 | 1999 | 2000 | 2001 | 2002 |
| 2003 | 2004 | 2005 | 2006 | 2007 | 2008 | 2009 | 2010 | 2011 | 2012 |

| | | | | | | | | | |
|------|------|------|------|------|------|------|------|------|------|
| 2013 | 2014 | 2015 | 2016 | 2017 | 2018 | 2019 | 2020 | 2021 | 2022 |
|------|------|------|------|------|------|------|------|------|------|

3.183) sq_200910_1 2009 Oct

Wording of the question

| | | | | | | | | | |
|--|----------------|-----------------|-----------------|----------|-----|-----|-----|-----|----------------------|
| <p>10/2009</p> <p>Do you agree that transition to a low carbon economy can bring about major opportunities (besides costs reduction) for businesses in your country?</p> <table border="1" style="margin-left: auto; margin-right: auto;"> <tr> <td>strongly agree</td> <td>agree</td> <td>mildly disagree</td> <td>disagree</td> </tr> <tr> <td>[1]</td> <td>[2]</td> <td>[3]</td> <td>[4]</td> </tr> </table> | strongly agree | agree | mildly disagree | disagree | [1] | [2] | [3] | [4] | Variable description |
| strongly agree | agree | mildly disagree | disagree | | | | | | |
| [1] | [2] | [3] | [4] | | | | | | |

Time span of the variable

| | | | | | | | | | |
|------|------|------|------|------|------|------|------|------|------|
| 1983 | 1984 | 1985 | 1986 | 1987 | 1988 | 1989 | 1990 | 1991 | 1992 |
| 1993 | 1994 | 1995 | 1996 | 1997 | 1998 | 1999 | 2000 | 2001 | 2002 |
| 2003 | 2004 | 2005 | 2006 | 2007 | 2008 | 2009 | 2010 | 2011 | 2012 |
| 2013 | 2014 | 2015 | 2016 | 2017 | 2018 | 2019 | 2020 | 2021 | 2022 |

3.184) sq_200910_2 2009 Oct

Wording of the question

| | | | | | | | | | |
|--|----------------|-----------------|-----------------|----------|-----|-----|-----|-----|----------------------|
| <p>10/2009</p> <p>Do you think that clear and transparent guidelines would help businesses in your country to innovate and to invest technologies designed to meet the challenges of climate change?</p> <table border="1" style="margin-left: auto; margin-right: auto;"> <tr> <td>strongly agree</td> <td>agree</td> <td>mildly disagree</td> <td>disagree</td> </tr> <tr> <td>[1]</td> <td>[2]</td> <td>[3]</td> <td>[4]</td> </tr> </table> | strongly agree | agree | mildly disagree | disagree | [1] | [2] | [3] | [4] | Variable description |
| strongly agree | agree | mildly disagree | disagree | | | | | | |
| [1] | [2] | [3] | [4] | | | | | | |

Time span of the variable

| | | | | | | | | | |
|------|------|------|------|------|------|------|------|------|------|
| 1983 | 1984 | 1985 | 1986 | 1987 | 1988 | 1989 | 1990 | 1991 | 1992 |
| 1993 | 1994 | 1995 | 1996 | 1997 | 1998 | 1999 | 2000 | 2001 | 2002 |
| 2003 | 2004 | 2005 | 2006 | 2007 | 2008 | 2009 | 2010 | 2011 | 2012 |
| 2013 | 2014 | 2015 | 2016 | 2017 | 2018 | 2019 | 2020 | 2021 | 2022 |

3.185) sq_201001_1 2010 Jan

Wording of the question

| | |
|--|----------------------|
| <p>01/2010</p> <p>Do you agree that the decision to make the G20 the premier forum for international economic cooperation will lead to better coordination of the world economy and help prevent future crises such as the recent wide-ranging financial debacle that provoked a global recession?</p> | Variable description |
|--|----------------------|

| | | | |
|----------------|-------|-----------------|----------|
| strongly agree | agree | mildly disagree | disagree |
| [1] | [2] | [3] | [4] |
| | | | |

Time span of the variable

| | | | | | | | | | |
|------|------|------|------|------|------|------|------|------|------|
| 1983 | 1984 | 1985 | 1986 | 1987 | 1988 | 1989 | 1990 | 1991 | 1992 |
| | | | | | | | | | |
| 1993 | 1994 | 1995 | 1996 | 1997 | 1998 | 1999 | 2000 | 2001 | 2002 |
| | | | | | | | | | |
| 2003 | 2004 | 2005 | 2006 | 2007 | 2008 | 2009 | 2010 | 2011 | 2012 |
| | | | | | | | | | |
| 2013 | 2014 | 2015 | 2016 | 2017 | 2018 | 2019 | 2020 | 2021 | 2022 |
| | | | | | | | | | |

3.186) sq_201004_1

2010

Apr

Wording of the question

04/2010

The massive public debts and deficits of many countries resulting from the economic stimulus packages implemented during the worldwide recession threaten to undermine the recovery that is underway. What impact do you think this issue will have on the economic recovery in your country? The negative impact will be:

| | | | |
|-------|----------|-----|-----------|
| great | moderate | low | no impact |
| [1] | [2] | [3] | [4] |
| | | | |

Variable description

Time span of the variable

| | | | | | | | | | |
|------|------|------|------|------|------|------|------|------|------|
| 1983 | 1984 | 1985 | 1986 | 1987 | 1988 | 1989 | 1990 | 1991 | 1992 |
| | | | | | | | | | |
| 1993 | 1994 | 1995 | 1996 | 1997 | 1998 | 1999 | 2000 | 2001 | 2002 |
| | | | | | | | | | |
| 2003 | 2004 | 2005 | 2006 | 2007 | 2008 | 2009 | 2010 | 2011 | 2012 |
| | | | | | | | | | |
| 2013 | 2014 | 2015 | 2016 | 2017 | 2018 | 2019 | 2020 | 2021 | 2022 |
| | | | | | | | | | |

3.187) sq_201007_1

2010

Jul

Wording of the question

07/2010

Do you agree that increased cross-border trade and investment flows are vital to sustain the global economic recovery?

| | | | |
|----------------|-------|-----------------|----------|
| strongly agree | agree | mildly disagree | disagree |
| [1] | [2] | [3] | [4] |
| | | | |

Variable description

Time span of the variable

| | | | | | | | | | |
|------|------|------|------|------|------|------|------|------|------|
| 1983 | 1984 | 1985 | 1986 | 1987 | 1988 | 1989 | 1990 | 1991 | 1992 |
| | | | | | | | | | |

| | | | | | | | | | |
|------|------|------|------|------|------|------|------|------|------|
| 1993 | 1994 | 1995 | 1996 | 1997 | 1998 | 1999 | 2000 | 2001 | 2002 |
| 2003 | 2004 | 2005 | 2006 | 2007 | 2008 | 2009 | 2010 | 2011 | 2012 |
| 2013 | 2014 | 2015 | 2016 | 2017 | 2018 | 2019 | 2020 | 2021 | 2022 |

3.188) sq_201007_2 2010 Jul

Wording of the question

| | | | | | |
|---|--|-----------------------|-----------------------|-----------------------|----------------------|
| <p>07/2010</p> <p>What, according to your opinion, would help increase current levels of cross-border trade and investment most effectively in your country?</p> <table border="1" style="margin-left: auto; margin-right: auto;"> <tr> <td style="width: 60%;">elimination of protectionist practices</td> <td style="width: 15%;">most important [1]</td> <td style="width: 15%;">important [2]</td> <td style="width: 10%;">less important [3]</td> </tr> </table> | elimination of protectionist practices | most important [1] | important [2] | less important [3] | Variable description |
| elimination of protectionist practices | most important [1] | important [2] | less important [3] | | |

Time span of the variable

| | | | | | | | | | |
|------|------|------|------|------|------|------|------|------|------|
| 1983 | 1984 | 1985 | 1986 | 1987 | 1988 | 1989 | 1990 | 1991 | 1992 |
| 1993 | 1994 | 1995 | 1996 | 1997 | 1998 | 1999 | 2000 | 2001 | 2002 |
| 2003 | 2004 | 2005 | 2006 | 2007 | 2008 | 2009 | 2010 | 2011 | 2012 |
| 2013 | 2014 | 2015 | 2016 | 2017 | 2018 | 2019 | 2020 | 2021 | 2022 |

3.189) sq_201007_3 2010 Jul

Wording of the question

| | | | | | |
|--|-------------------------------|-----------------------|-----------------------|-----------------------|----------------------|
| <p>07/2010</p> <p>What, according to your opinion, would help increase current levels of cross-border trade and investment most effectively in your country?</p> <table border="1" style="margin-left: auto; margin-right: auto;"> <tr> <td style="width: 60%;">clearer trade terms and rules</td> <td style="width: 15%;">most important [1]</td> <td style="width: 15%;">important [2]</td> <td style="width: 10%;">less important [3]</td> </tr> </table> | clearer trade terms and rules | most important [1] | important [2] | less important [3] | Variable description |
| clearer trade terms and rules | most important [1] | important [2] | less important [3] | | |

Time span of the variable

| | | | | | | | | | |
|------|------|------|------|------|------|------|------|------|------|
| 1983 | 1984 | 1985 | 1986 | 1987 | 1988 | 1989 | 1990 | 1991 | 1992 |
| 1993 | 1994 | 1995 | 1996 | 1997 | 1998 | 1999 | 2000 | 2001 | 2002 |
| 2003 | 2004 | 2005 | 2006 | 2007 | 2008 | 2009 | 2010 | 2011 | 2012 |
| 2013 | 2014 | 2015 | 2016 | 2017 | 2018 | 2019 | 2020 | 2021 | 2022 |

3.190) sq_201007_4 2010 Jul

Wording of the question

| | | | | | | | | | | | | | | | | | | | |
|--|---------------------------------------|-----------------------|-----------------------|-----------------------|------|------|------|------|------|--|----------------------|--|--|--|--|--|--|--|--|
| 07/2010 | | | | | | | | | | | Variable description | | | | | | | | |
| <p>What, according to your opinion, would help increase current levels of cross-border trade and investment most effectively in your country?</p> <table border="1" style="margin-left: auto; margin-right: auto;"> <tr> <td style="background-color: #e0f2f7;">greater availability of trade finance</td> <td style="background-color: #e0f2f7;">most important [1]</td> <td style="background-color: #e0f2f7;">important [2]</td> <td style="background-color: #e0f2f7;">less important [3]</td> </tr> <tr> <td style="background-color: #e0f2f7;"></td> <td style="background-color: #e0f2f7;"></td> <td style="background-color: #e0f2f7;"></td> <td style="background-color: #e0f2f7;"></td> </tr> </table> | greater availability of trade finance | most important [1] | important [2] | less important [3] | | | | | | | | | | | | | | | |
| greater availability of trade finance | most important [1] | important [2] | less important [3] | | | | | | | | | | | | | | | | |
| | | | | | | | | | | | | | | | | | | | |
| Time span of the variable | | | | | | | | | | | | | | | | | | | |
| 1983 | 1984 | 1985 | 1986 | 1987 | 1988 | 1989 | 1990 | 1991 | 1992 | | | | | | | | | | |
| 1993 | 1994 | 1995 | 1996 | 1997 | 1998 | 1999 | 2000 | 2001 | 2002 | | | | | | | | | | |
| 2003 | 2004 | 2005 | 2006 | 2007 | 2008 | 2009 | 2010 | 2011 | 2012 | | | | | | | | | | |
| 2013 | 2014 | 2015 | 2016 | 2017 | 2018 | 2019 | 2020 | 2021 | 2022 | | | | | | | | | | |

3.191) sq_201007_5 2010 Jul

Wording of the question

| | | | | | | | | | | | | | | | | | | | |
|--|---------------------------|-----------------------|-----------------------|-----------------------|------|------|------|------|------|--|----------------------|--|--|--|--|--|--|--|--|
| 07/2010 | | | | | | | | | | | Variable description | | | | | | | | |
| <p>What, according to your opinion, would help increase current levels of cross-border trade and investment most effectively in your country?</p> <table border="1" style="margin-left: auto; margin-right: auto;"> <tr> <td style="background-color: #e0f2f7;">increased consumer demand</td> <td style="background-color: #e0f2f7;">most important [1]</td> <td style="background-color: #e0f2f7;">important [2]</td> <td style="background-color: #e0f2f7;">less important [3]</td> </tr> <tr> <td style="background-color: #e0f2f7;"></td> <td style="background-color: #e0f2f7;"></td> <td style="background-color: #e0f2f7;"></td> <td style="background-color: #e0f2f7;"></td> </tr> </table> | increased consumer demand | most important [1] | important [2] | less important [3] | | | | | | | | | | | | | | | |
| increased consumer demand | most important [1] | important [2] | less important [3] | | | | | | | | | | | | | | | | |
| | | | | | | | | | | | | | | | | | | | |
| Time span of the variable | | | | | | | | | | | | | | | | | | | |
| 1983 | 1984 | 1985 | 1986 | 1987 | 1988 | 1989 | 1990 | 1991 | 1992 | | | | | | | | | | |
| 1993 | 1994 | 1995 | 1996 | 1997 | 1998 | 1999 | 2000 | 2001 | 2002 | | | | | | | | | | |
| 2003 | 2004 | 2005 | 2006 | 2007 | 2008 | 2009 | 2010 | 2011 | 2012 | | | | | | | | | | |
| 2013 | 2014 | 2015 | 2016 | 2017 | 2018 | 2019 | 2020 | 2021 | 2022 | | | | | | | | | | |

3.192) sq_201007_6 2010 Jul

Wording of the question

| | | | | | | | | | | | | | | | | | | | |
|--|-----------------------------------|-----------------------|-----------------------|-----------------------|--|--|--|--|--|--|----------------------|--|--|--|--|--|--|--|--|
| 07/2010 | | | | | | | | | | | Variable description | | | | | | | | |
| <p>What, according to your opinion, would help increase current levels of cross-border trade and investment most effectively in your country?</p> <table border="1" style="margin-left: auto; margin-right: auto;"> <tr> <td style="background-color: #e0f2f7;">more balanced currency valuations</td> <td style="background-color: #e0f2f7;">most important [1]</td> <td style="background-color: #e0f2f7;">important [2]</td> <td style="background-color: #e0f2f7;">less important [3]</td> </tr> <tr> <td style="background-color: #e0f2f7;"></td> <td style="background-color: #e0f2f7;"></td> <td style="background-color: #e0f2f7;"></td> <td style="background-color: #e0f2f7;"></td> </tr> </table> | more balanced currency valuations | most important [1] | important [2] | less important [3] | | | | | | | | | | | | | | | |
| more balanced currency valuations | most important [1] | important [2] | less important [3] | | | | | | | | | | | | | | | | |
| | | | | | | | | | | | | | | | | | | | |
| Time span of the variable | | | | | | | | | | | | | | | | | | | |

| | | | | | | | | | |
|------|------|------|------|------|------|------|------|------|------|
| 1983 | 1984 | 1985 | 1986 | 1987 | 1988 | 1989 | 1990 | 1991 | 1992 |
| 1993 | 1994 | 1995 | 1996 | 1997 | 1998 | 1999 | 2000 | 2001 | 2002 |
| 2003 | 2004 | 2005 | 2006 | 2007 | 2008 | 2009 | 2010 | 2011 | 2012 |
| 2013 | 2014 | 2015 | 2016 | 2017 | 2018 | 2019 | 2020 | 2021 | 2022 |

3.193) sq_201010_1 2010 Oct

Wording of the question

| | | | | | | | |
|--|----------------|----------|----------|-----|-----|-----|----------------------|
| <p>10/2010</p> <p>International trade is facilitated by broad global use of common rules and standards, such as ICC's Incoterms rules (for example FOB or CIF)</p> <table border="1" style="margin-left: auto; margin-right: auto;"> <tr> <td style="text-align: center;">strongly agree</td> <td style="text-align: center;">agree</td> <td style="text-align: center;">disagree</td> </tr> <tr> <td style="text-align: center;">[1]</td> <td style="text-align: center;">[2]</td> <td style="text-align: center;">[3]</td> </tr> </table> | strongly agree | agree | disagree | [1] | [2] | [3] | Variable description |
| strongly agree | agree | disagree | | | | | |
| [1] | [2] | [3] | | | | | |

Time span of the variable

| | | | | | | | | | |
|------|------|------|------|------|------|------|------|------|------|
| 1983 | 1984 | 1985 | 1986 | 1987 | 1988 | 1989 | 1990 | 1991 | 1992 |
| 1993 | 1994 | 1995 | 1996 | 1997 | 1998 | 1999 | 2000 | 2001 | 2002 |
| 2003 | 2004 | 2005 | 2006 | 2007 | 2008 | 2009 | 2010 | 2011 | 2012 |
| 2013 | 2014 | 2015 | 2016 | 2017 | 2018 | 2019 | 2020 | 2021 | 2022 |

3.194) sq_201010_2 2010 Oct

Wording of the question

| | | | | | | | |
|--|----------------|----------|----------|-----|-----|-----|----------------------|
| <p>10/2010</p> <p>Do you agree that the government of your country should adopt the Incoterms rules into national legislation?</p> <table border="1" style="margin-left: auto; margin-right: auto;"> <tr> <td style="text-align: center;">strongly agree</td> <td style="text-align: center;">agree</td> <td style="text-align: center;">disagree</td> </tr> <tr> <td style="text-align: center;">[1]</td> <td style="text-align: center;">[2]</td> <td style="text-align: center;">[3]</td> </tr> </table> | strongly agree | agree | disagree | [1] | [2] | [3] | Variable description |
| strongly agree | agree | disagree | | | | | |
| [1] | [2] | [3] | | | | | |

Time span of the variable

| | | | | | | | | | |
|------|------|------|------|------|------|------|------|------|------|
| 1983 | 1984 | 1985 | 1986 | 1987 | 1988 | 1989 | 1990 | 1991 | 1992 |
| 1993 | 1994 | 1995 | 1996 | 1997 | 1998 | 1999 | 2000 | 2001 | 2002 |
| 2003 | 2004 | 2005 | 2006 | 2007 | 2008 | 2009 | 2010 | 2011 | 2012 |
| 2013 | 2014 | 2015 | 2016 | 2017 | 2018 | 2019 | 2020 | 2021 | 2022 |

Wording of the question

| | | | | | | | | | | | | | | | | | | | | | | | | | | | | | | | | | | | | | | | | | |
|--|----------------|-----------------|-------------------|--------------------------------|--------------------------------|------|------|------|------|------|-----------------------------|------|------|------|------|------|------|------|------|------|------|------|------|------|------|------|------|------|------|------|------|------|------|------|------|------|------|------|------|------|------|
| <p>01/2011</p> <p>Do you agree that the so-called currency wars are a clear signal that protectionism is looming as a major threat to doing business internationally?</p> <table border="1" style="margin: 10px auto; border-collapse: collapse;"> <tr> <td style="padding: 5px;">strongly agree</td> <td style="padding: 5px;">rather agree</td> <td style="padding: 5px;">rather disagree</td> <td style="padding: 5px;">strongly disagree</td> <td style="padding: 5px;">don't know, no answer possible</td> </tr> <tr> <td style="text-align: center; padding: 5px;">[1]</td> <td style="text-align: center; padding: 5px;">[2]</td> <td style="text-align: center; padding: 5px;">[3]</td> <td style="text-align: center; padding: 5px;">[4]</td> <td style="text-align: center; padding: 5px;">[5]</td> </tr> </table> | strongly agree | rather agree | rather disagree | strongly disagree | don't know, no answer possible | [1] | [2] | [3] | [4] | [5] | <p>Variable description</p> | | | | | | | | | | | | | | | | | | | | | | | | | | | | | | |
| strongly agree | rather agree | rather disagree | strongly disagree | don't know, no answer possible | | | | | | | | | | | | | | | | | | | | | | | | | | | | | | | | | | | | | |
| [1] | [2] | [3] | [4] | [5] | | | | | | | | | | | | | | | | | | | | | | | | | | | | | | | | | | | | | |
| <p>Time span of the variable</p> <table border="1" style="width: 100%; border-collapse: collapse; text-align: center;"> <tr><td>1983</td><td>1984</td><td>1985</td><td>1986</td><td>1987</td><td>1988</td><td>1989</td><td>1990</td><td>1991</td><td>1992</td></tr> <tr><td>1993</td><td>1994</td><td>1995</td><td>1996</td><td>1997</td><td>1998</td><td>1999</td><td>2000</td><td>2001</td><td>2002</td></tr> <tr><td>2003</td><td>2004</td><td>2005</td><td>2006</td><td>2007</td><td>2008</td><td>2009</td><td>2010</td><td>2011</td><td>2012</td></tr> <tr><td>2013</td><td>2014</td><td>2015</td><td>2016</td><td>2017</td><td>2018</td><td>2019</td><td>2020</td><td>2021</td><td>2022</td></tr> </table> | | 1983 | 1984 | 1985 | 1986 | 1987 | 1988 | 1989 | 1990 | 1991 | 1992 | 1993 | 1994 | 1995 | 1996 | 1997 | 1998 | 1999 | 2000 | 2001 | 2002 | 2003 | 2004 | 2005 | 2006 | 2007 | 2008 | 2009 | 2010 | 2011 | 2012 | 2013 | 2014 | 2015 | 2016 | 2017 | 2018 | 2019 | 2020 | 2021 | 2022 |
| 1983 | 1984 | 1985 | 1986 | 1987 | 1988 | 1989 | 1990 | 1991 | 1992 | | | | | | | | | | | | | | | | | | | | | | | | | | | | | | | | |
| 1993 | 1994 | 1995 | 1996 | 1997 | 1998 | 1999 | 2000 | 2001 | 2002 | | | | | | | | | | | | | | | | | | | | | | | | | | | | | | | | |
| 2003 | 2004 | 2005 | 2006 | 2007 | 2008 | 2009 | 2010 | 2011 | 2012 | | | | | | | | | | | | | | | | | | | | | | | | | | | | | | | | |
| 2013 | 2014 | 2015 | 2016 | 2017 | 2018 | 2019 | 2020 | 2021 | 2022 | | | | | | | | | | | | | | | | | | | | | | | | | | | | | | | | |

Wording of the question

| | | | | | | | | | | | | | | | | | | | | | | | | | | | | | | | | | | | | | | | | | |
|--|----------------|-----------------|-------------------|-------------------|------|------|------|------|-----------------------------|------|------|------|------|------|------|------|------|------|------|------|------|------|------|------|------|------|------|------|------|------|------|------|------|------|------|------|------|------|------|------|------|
| <p>04/2011</p> <p>Should business be urging the G20 forum to play a stronger leadership role to reduce global economic imbalances (e.g. current account surplus/deficit, etc.)?</p> <table border="1" style="margin: 10px auto; border-collapse: collapse;"> <tr> <td style="padding: 5px;">strongly agree</td> <td style="padding: 5px;">rather agree</td> <td style="padding: 5px;">rather disagree</td> <td style="padding: 5px;">strongly disagree</td> </tr> <tr> <td style="text-align: center; padding: 5px;">[1]</td> <td style="text-align: center; padding: 5px;">[2]</td> <td style="text-align: center; padding: 5px;">[3]</td> <td style="text-align: center; padding: 5px;">[4]</td> </tr> </table> | strongly agree | rather agree | rather disagree | strongly disagree | [1] | [2] | [3] | [4] | <p>Variable description</p> | | | | | | | | | | | | | | | | | | | | | | | | | | | | | | | | |
| strongly agree | rather agree | rather disagree | strongly disagree | | | | | | | | | | | | | | | | | | | | | | | | | | | | | | | | | | | | | | |
| [1] | [2] | [3] | [4] | | | | | | | | | | | | | | | | | | | | | | | | | | | | | | | | | | | | | | |
| <p>Time span of the variable</p> <table border="1" style="width: 100%; border-collapse: collapse; text-align: center;"> <tr><td>1983</td><td>1984</td><td>1985</td><td>1986</td><td>1987</td><td>1988</td><td>1989</td><td>1990</td><td>1991</td><td>1992</td></tr> <tr><td>1993</td><td>1994</td><td>1995</td><td>1996</td><td>1997</td><td>1998</td><td>1999</td><td>2000</td><td>2001</td><td>2002</td></tr> <tr><td>2003</td><td>2004</td><td>2005</td><td>2006</td><td>2007</td><td>2008</td><td>2009</td><td>2010</td><td>2011</td><td>2012</td></tr> <tr><td>2013</td><td>2014</td><td>2015</td><td>2016</td><td>2017</td><td>2018</td><td>2019</td><td>2020</td><td>2021</td><td>2022</td></tr> </table> | | 1983 | 1984 | 1985 | 1986 | 1987 | 1988 | 1989 | 1990 | 1991 | 1992 | 1993 | 1994 | 1995 | 1996 | 1997 | 1998 | 1999 | 2000 | 2001 | 2002 | 2003 | 2004 | 2005 | 2006 | 2007 | 2008 | 2009 | 2010 | 2011 | 2012 | 2013 | 2014 | 2015 | 2016 | 2017 | 2018 | 2019 | 2020 | 2021 | 2022 |
| 1983 | 1984 | 1985 | 1986 | 1987 | 1988 | 1989 | 1990 | 1991 | 1992 | | | | | | | | | | | | | | | | | | | | | | | | | | | | | | | | |
| 1993 | 1994 | 1995 | 1996 | 1997 | 1998 | 1999 | 2000 | 2001 | 2002 | | | | | | | | | | | | | | | | | | | | | | | | | | | | | | | | |
| 2003 | 2004 | 2005 | 2006 | 2007 | 2008 | 2009 | 2010 | 2011 | 2012 | | | | | | | | | | | | | | | | | | | | | | | | | | | | | | | | |
| 2013 | 2014 | 2015 | 2016 | 2017 | 2018 | 2019 | 2020 | 2021 | 2022 | | | | | | | | | | | | | | | | | | | | | | | | | | | | | | | | |

Wording of the question

| | | | | | | | | | |
|---|----------------|-----------------|-------------------|-------------------|-----|-----|-----|-----|-----------------------------|
| <p>04/2011</p> <p>Should business be urging the G20 forum to play a stronger leadership role to promote regulatory convergence (e.g. financial market, environment, etc.)?</p> <table border="1" style="margin: 10px auto; border-collapse: collapse;"> <tr> <td style="padding: 5px;">strongly agree</td> <td style="padding: 5px;">rather agree</td> <td style="padding: 5px;">rather disagree</td> <td style="padding: 5px;">strongly disagree</td> </tr> <tr> <td style="text-align: center; padding: 5px;">[1]</td> <td style="text-align: center; padding: 5px;">[2]</td> <td style="text-align: center; padding: 5px;">[3]</td> <td style="text-align: center; padding: 5px;">[4]</td> </tr> </table> | strongly agree | rather agree | rather disagree | strongly disagree | [1] | [2] | [3] | [4] | <p>Variable description</p> |
| strongly agree | rather agree | rather disagree | strongly disagree | | | | | | |
| [1] | [2] | [3] | [4] | | | | | | |

| Time span of the variable | | | | | | | | | |
|---------------------------|------|------|------|------|------|------|------|------|------|
| 1983 | 1984 | 1985 | 1986 | 1987 | 1988 | 1989 | 1990 | 1991 | 1992 |
| 1993 | 1994 | 1995 | 1996 | 1997 | 1998 | 1999 | 2000 | 2001 | 2002 |
| 2003 | 2004 | 2005 | 2006 | 2007 | 2008 | 2009 | 2010 | 2011 | 2012 |
| 2013 | 2014 | 2015 | 2016 | 2017 | 2018 | 2019 | 2020 | 2021 | 2022 |

3.198) sq_201104_3 2011 Apr

Wording of the question

| | | | | | | | | | |
|---|----------------|-----------------|-------------------|-------------------|-----|-----|-----|-----|-----------------------------|
| <p>04/2011</p> <p>Can the G20's engagement with the private sector to strengthen corporate efforts in combating corruption help contribute to greater economic growth?</p> <table border="1" style="margin-left: auto; margin-right: auto;"> <tr> <td style="text-align: center;">strongly agree</td> <td style="text-align: center;">rather agree</td> <td style="text-align: center;">rather disagree</td> <td style="text-align: center;">strongly disagree</td> </tr> <tr> <td style="text-align: center;">[1]</td> <td style="text-align: center;">[2]</td> <td style="text-align: center;">[3]</td> <td style="text-align: center;">[4]</td> </tr> </table> | strongly agree | rather agree | rather disagree | strongly disagree | [1] | [2] | [3] | [4] | <p>Variable description</p> |
| strongly agree | rather agree | rather disagree | strongly disagree | | | | | | |
| [1] | [2] | [3] | [4] | | | | | | |

Time span of the variable

| | | | | | | | | | |
|------|------|------|------|------|------|------|------|------|------|
| 1983 | 1984 | 1985 | 1986 | 1987 | 1988 | 1989 | 1990 | 1991 | 1992 |
| 1993 | 1994 | 1995 | 1996 | 1997 | 1998 | 1999 | 2000 | 2001 | 2002 |
| 2003 | 2004 | 2005 | 2006 | 2007 | 2008 | 2009 | 2010 | 2011 | 2012 |
| 2013 | 2014 | 2015 | 2016 | 2017 | 2018 | 2019 | 2020 | 2021 | 2022 |

3.199) sq_201107_1 2011 Jul

Wording of the question

| | | | | | | | | | |
|--|---|----------------|----------------|----------------|--|-----|-----|-----|-----------------------------|
| <p>07/2011</p> <p>Among the policy issues listed below, what priority should the G20 give to each this year:</p> <table border="1" style="margin-left: auto; margin-right: auto;"> <tr> <td style="width: 30%;">Fighting protectionism and concluding the Doha Round trade negotiations</td> <td style="text-align: center;">most important</td> <td style="text-align: center;">important</td> <td style="text-align: center;">less important</td> </tr> <tr> <td></td> <td style="text-align: center;">[1]</td> <td style="text-align: center;">[2]</td> <td style="text-align: center;">[3]</td> </tr> </table> | Fighting protectionism and concluding the Doha Round trade negotiations | most important | important | less important | | [1] | [2] | [3] | <p>Variable description</p> |
| Fighting protectionism and concluding the Doha Round trade negotiations | most important | important | less important | | | | | | |
| | [1] | [2] | [3] | | | | | | |

Time span of the variable

| | | | | | | | | | |
|------|------|------|------|------|------|------|------|------|------|
| 1983 | 1984 | 1985 | 1986 | 1987 | 1988 | 1989 | 1990 | 1991 | 1992 |
| 1993 | 1994 | 1995 | 1996 | 1997 | 1998 | 1999 | 2000 | 2001 | 2002 |
| 2003 | 2004 | 2005 | 2006 | 2007 | 2008 | 2009 | 2010 | 2011 | 2012 |
| 2013 | 2014 | 2015 | 2016 | 2017 | 2018 | 2019 | 2020 | 2021 | 2022 |

| | | | | | | | | | |
|--|--|--|--|--|--|--|--|--|--|
| | | | | | | | | | |
|--|--|--|--|--|--|--|--|--|--|

3.200) sq_201107_2 2011 Jul

Wording of the question

| | | | | | | | | | |
|---|---|-----------------------|-----------------------|-----------------------|------|------|------|------|----------------------|
| <p>07/2011</p> <p>Among the policy issues listed below, what priority should the G20 give to each this year:</p> <table border="1" style="margin-left: auto; margin-right: auto;"> <tr> <td style="padding: 5px;">Reforming the international monetary system</td> <td style="padding: 5px;">most important [1]</td> <td style="padding: 5px;">important [2]</td> <td style="padding: 5px;">less important [3]</td> </tr> <tr> <td style="height: 20px;"></td> <td></td> <td></td> <td></td> </tr> </table> | Reforming the international monetary system | most important [1] | important [2] | less important [3] | | | | | Variable description |
| Reforming the international monetary system | most important [1] | important [2] | less important [3] | | | | | | |
| | | | | | | | | | |
| Time span of the variable | | | | | | | | | |
| 1983 | 1984 | 1985 | 1986 | 1987 | 1988 | 1989 | 1990 | 1991 | 1992 |
| 1993 | 1994 | 1995 | 1996 | 1997 | 1998 | 1999 | 2000 | 2001 | 2002 |
| 2003 | 2004 | 2005 | 2006 | 2007 | 2008 | 2009 | 2010 | 2011 | 2012 |
| 2013 | 2014 | 2015 | 2016 | 2017 | 2018 | 2019 | 2020 | 2021 | 2022 |

3.201) sq_201107_3 2011 Jul

Wording of the question

| | | | | | | | | | |
|--|--------------------------------|-----------------------|-----------------------|-----------------------|------|------|------|------|----------------------|
| <p>07/2011</p> <p>Among the policy issues listed below, what priority should the G20 give to each this year:</p> <table border="1" style="margin-left: auto; margin-right: auto;"> <tr> <td style="padding: 5px;">Improving financial regulation</td> <td style="padding: 5px;">most important [1]</td> <td style="padding: 5px;">important [2]</td> <td style="padding: 5px;">less important [3]</td> </tr> <tr> <td style="height: 20px;"></td> <td></td> <td></td> <td></td> </tr> </table> | Improving financial regulation | most important [1] | important [2] | less important [3] | | | | | Variable description |
| Improving financial regulation | most important [1] | important [2] | less important [3] | | | | | | |
| | | | | | | | | | |
| Time span of the variable | | | | | | | | | |
| 1983 | 1984 | 1985 | 1986 | 1987 | 1988 | 1989 | 1990 | 1991 | 1992 |
| 1993 | 1994 | 1995 | 1996 | 1997 | 1998 | 1999 | 2000 | 2001 | 2002 |
| 2003 | 2004 | 2005 | 2006 | 2007 | 2008 | 2009 | 2010 | 2011 | 2012 |
| 2013 | 2014 | 2015 | 2016 | 2017 | 2018 | 2019 | 2020 | 2021 | 2022 |

3.202) sq_201107_4 2011 Jul

Wording of the question

| | | | | | | | | | |
|--|------------------------|-----------------------|-----------------------|-----------------------|--|--|--|--|----------------------|
| <p>07/2011</p> <p>Among the policy issues listed below, what priority should the G20 give to each this year:</p> <table border="1" style="margin-left: auto; margin-right: auto;"> <tr> <td style="padding: 5px;">Promoting green growth</td> <td style="padding: 5px;">most important [1]</td> <td style="padding: 5px;">important [2]</td> <td style="padding: 5px;">less important [3]</td> </tr> <tr> <td style="height: 20px;"></td> <td></td> <td></td> <td></td> </tr> </table> | Promoting green growth | most important [1] | important [2] | less important [3] | | | | | Variable description |
| Promoting green growth | most important [1] | important [2] | less important [3] | | | | | | |
| | | | | | | | | | |

| 1983 | 1984 | 1985 | 1986 | 1987 | 1988 | 1989 | 1990 | 1991 | 1992 |
|------|------|------|------|------|------|------|------|------|------|
| | | | | | | | | | |
| 1993 | 1994 | 1995 | 1996 | 1997 | 1998 | 1999 | 2000 | 2001 | 2002 |
| | | | | | | | | | |
| 2003 | 2004 | 2005 | 2006 | 2007 | 2008 | 2009 | 2010 | 2011 | 2012 |
| | | | | | | | | | |
| 2013 | 2014 | 2015 | 2016 | 2017 | 2018 | 2019 | 2020 | 2021 | 2022 |
| | | | | | | | | | |

3.203) sq_201107_5 2011 Jul

Wording of the question

| | | | | | | | | | |
|--|--|-----------------------|-----------------------|-----------------------|--|--|--|--|----------------------|
| <p>07/2011</p> <p>Among the policy issues listed below, what priority should the G20 give to each this year:</p> <table border="1" style="margin-left: auto; margin-right: auto;"> <tr> <td style="background-color: #e0f2f1;">Pushing ahead with the UN-led efforts to combat climate change</td> <td style="background-color: #e0f2f1;">most important [1]</td> <td style="background-color: #e0f2f1;">important [2]</td> <td style="background-color: #e0f2f1;">less important [3]</td> </tr> <tr> <td style="background-color: #e0f2f1;"></td> <td style="background-color: #e0f2f1;"></td> <td style="background-color: #e0f2f1;"></td> <td style="background-color: #e0f2f1;"></td> </tr> </table> | Pushing ahead with the UN-led efforts to combat climate change | most important [1] | important [2] | less important [3] | | | | | Variable description |
| Pushing ahead with the UN-led efforts to combat climate change | most important [1] | important [2] | less important [3] | | | | | | |
| | | | | | | | | | |

Time span of the variable

| 1983 | 1984 | 1985 | 1986 | 1987 | 1988 | 1989 | 1990 | 1991 | 1992 |
|------|------|------|------|------|------|------|------|------|------|
| | | | | | | | | | |
| 1993 | 1994 | 1995 | 1996 | 1997 | 1998 | 1999 | 2000 | 2001 | 2002 |
| | | | | | | | | | |
| 2003 | 2004 | 2005 | 2006 | 2007 | 2008 | 2009 | 2010 | 2011 | 2012 |
| | | | | | | | | | |
| 2013 | 2014 | 2015 | 2016 | 2017 | 2018 | 2019 | 2020 | 2021 | 2022 |
| | | | | | | | | | |

3.204) sq_201107_6 2011 Jul

Wording of the question

| | | | | | | | | | |
|---|---|-----------------------|-----------------------|-----------------------|--|--|--|--|----------------------|
| <p>07/2011</p> <p>Among the policy issues listed below, what priority should the G20 give to each this year:</p> <table border="1" style="margin-left: auto; margin-right: auto;"> <tr> <td style="background-color: #e0f2f1;">Strengthening international cooperation against corruption in business transactions</td> <td style="background-color: #e0f2f1;">most important [1]</td> <td style="background-color: #e0f2f1;">important [2]</td> <td style="background-color: #e0f2f1;">less important [3]</td> </tr> <tr> <td style="background-color: #e0f2f1;"></td> <td style="background-color: #e0f2f1;"></td> <td style="background-color: #e0f2f1;"></td> <td style="background-color: #e0f2f1;"></td> </tr> </table> | Strengthening international cooperation against corruption in business transactions | most important [1] | important [2] | less important [3] | | | | | Variable description |
| Strengthening international cooperation against corruption in business transactions | most important [1] | important [2] | less important [3] | | | | | | |
| | | | | | | | | | |

Time span of the variable

| 1983 | 1984 | 1985 | 1986 | 1987 | 1988 | 1989 | 1990 | 1991 | 1992 |
|------|------|------|------|------|------|------|------|------|------|
| | | | | | | | | | |
| 1993 | 1994 | 1995 | 1996 | 1997 | 1998 | 1999 | 2000 | 2001 | 2002 |
| | | | | | | | | | |
| 2003 | 2004 | 2005 | 2006 | 2007 | 2008 | 2009 | 2010 | 2011 | 2012 |
| | | | | | | | | | |
| 2013 | 2014 | 2015 | 2016 | 2017 | 2018 | 2019 | 2020 | 2021 | 2022 |
| | | | | | | | | | |

| | | | | | | | | | |
|--|--|--|--|--|--|--|--|--|--|
| | | | | | | | | | |
|--|--|--|--|--|--|--|--|--|--|

3.205) **sq_201107_7** 2011 Jul

Wording of the question

| | | | | | | | | | | | | | | | | | | | | | | | | | | | | | | | | | | | | | | | | | |
|---|--|----------------|----------------|----------------|------|------|------|------|----------------------|------|------|------|------|------|------|------|------|------|------|------|------|------|------|------|------|------|------|------|------|------|------|------|------|------|------|------|------|------|------|------|------|
| <p>07/2011</p> <p>Among the policy issues listed below, what priority should the G20 give to each this year:</p> <table border="1" style="margin-left: 20px;"> <tr> <td style="background-color: #e0f2f7;">Reducing price volatility in commodities</td> <td style="background-color: #e0f2f7;">most important</td> <td style="background-color: #e0f2f7;">important</td> <td style="background-color: #e0f2f7;">less important</td> </tr> <tr> <td></td> <td style="text-align: center;">[1]</td> <td style="text-align: center;">[2]</td> <td style="text-align: center;">[3]</td> </tr> </table> | Reducing price volatility in commodities | most important | important | less important | | [1] | [2] | [3] | Variable description | | | | | | | | | | | | | | | | | | | | | | | | | | | | | | | | |
| Reducing price volatility in commodities | most important | important | less important | | | | | | | | | | | | | | | | | | | | | | | | | | | | | | | | | | | | | | |
| | [1] | [2] | [3] | | | | | | | | | | | | | | | | | | | | | | | | | | | | | | | | | | | | | | |
| <p>Time span of the variable</p> <table border="1"> <tr> <td style="background-color: #e0f2f7;">1983</td><td style="background-color: #e0f2f7;">1984</td><td style="background-color: #e0f2f7;">1985</td><td style="background-color: #e0f2f7;">1986</td><td style="background-color: #e0f2f7;">1987</td><td style="background-color: #e0f2f7;">1988</td><td style="background-color: #e0f2f7;">1989</td><td style="background-color: #e0f2f7;">1990</td><td style="background-color: #e0f2f7;">1991</td><td style="background-color: #e0f2f7;">1992</td> </tr> <tr> <td style="background-color: #e0f2f7;">1993</td><td style="background-color: #e0f2f7;">1994</td><td style="background-color: #e0f2f7;">1995</td><td style="background-color: #e0f2f7;">1996</td><td style="background-color: #e0f2f7;">1997</td><td style="background-color: #e0f2f7;">1998</td><td style="background-color: #e0f2f7;">1999</td><td style="background-color: #e0f2f7;">2000</td><td style="background-color: #e0f2f7;">2001</td><td style="background-color: #e0f2f7;">2002</td> </tr> <tr> <td style="background-color: #e0f2f7;">2003</td><td style="background-color: #e0f2f7;">2004</td><td style="background-color: #e0f2f7;">2005</td><td style="background-color: #e0f2f7;">2006</td><td style="background-color: #e0f2f7;">2007</td><td style="background-color: #e0f2f7;">2008</td><td style="background-color: #e0f2f7;">2009</td><td style="background-color: #e0f2f7;">2010</td><td style="background-color: #e0f2f7;">2011</td><td style="background-color: #e0f2f7;">2012</td> </tr> <tr> <td style="background-color: #e0f2f7;">2013</td><td style="background-color: #e0f2f7;">2014</td><td style="background-color: #e0f2f7;">2015</td><td style="background-color: #e0f2f7;">2016</td><td style="background-color: #e0f2f7;">2017</td><td style="background-color: #e0f2f7;">2018</td><td style="background-color: #e0f2f7;">2019</td><td style="background-color: #e0f2f7;">2020</td><td style="background-color: #e0f2f7;">2021</td><td style="background-color: #e0f2f7;">2022</td> </tr> </table> | | 1983 | 1984 | 1985 | 1986 | 1987 | 1988 | 1989 | 1990 | 1991 | 1992 | 1993 | 1994 | 1995 | 1996 | 1997 | 1998 | 1999 | 2000 | 2001 | 2002 | 2003 | 2004 | 2005 | 2006 | 2007 | 2008 | 2009 | 2010 | 2011 | 2012 | 2013 | 2014 | 2015 | 2016 | 2017 | 2018 | 2019 | 2020 | 2021 | 2022 |
| 1983 | 1984 | 1985 | 1986 | 1987 | 1988 | 1989 | 1990 | 1991 | 1992 | | | | | | | | | | | | | | | | | | | | | | | | | | | | | | | | |
| 1993 | 1994 | 1995 | 1996 | 1997 | 1998 | 1999 | 2000 | 2001 | 2002 | | | | | | | | | | | | | | | | | | | | | | | | | | | | | | | | |
| 2003 | 2004 | 2005 | 2006 | 2007 | 2008 | 2009 | 2010 | 2011 | 2012 | | | | | | | | | | | | | | | | | | | | | | | | | | | | | | | | |
| 2013 | 2014 | 2015 | 2016 | 2017 | 2018 | 2019 | 2020 | 2021 | 2022 | | | | | | | | | | | | | | | | | | | | | | | | | | | | | | | | |

3.206) **sq_201107_8** 2011 Jul

Wording of the question

| | | | | | | | | | | | | | | | | | | | | | | | | | | | | | | | | | | | | | | | | | |
|---|---|----------------|----------------|----------------|------|------|------|------|----------------------|------|------|------|------|------|------|------|------|------|------|------|------|------|------|------|------|------|------|------|------|------|------|------|------|------|------|------|------|------|------|------|------|
| <p>07/2011</p> <p>Among the policy issues listed below, what priority should the G20 give to each this year:</p> <table border="1" style="margin-left: 20px;"> <tr> <td style="background-color: #e0f2f7;">Improving coordination to reduce large imbalances in countries' external payments</td> <td style="background-color: #e0f2f7;">most important</td> <td style="background-color: #e0f2f7;">important</td> <td style="background-color: #e0f2f7;">less important</td> </tr> <tr> <td></td> <td style="text-align: center;">[1]</td> <td style="text-align: center;">[2]</td> <td style="text-align: center;">[3]</td> </tr> </table> | Improving coordination to reduce large imbalances in countries' external payments | most important | important | less important | | [1] | [2] | [3] | Variable description | | | | | | | | | | | | | | | | | | | | | | | | | | | | | | | | |
| Improving coordination to reduce large imbalances in countries' external payments | most important | important | less important | | | | | | | | | | | | | | | | | | | | | | | | | | | | | | | | | | | | | | |
| | [1] | [2] | [3] | | | | | | | | | | | | | | | | | | | | | | | | | | | | | | | | | | | | | | |
| <p>Time span of the variable</p> <table border="1"> <tr> <td style="background-color: #e0f2f7;">1983</td><td style="background-color: #e0f2f7;">1984</td><td style="background-color: #e0f2f7;">1985</td><td style="background-color: #e0f2f7;">1986</td><td style="background-color: #e0f2f7;">1987</td><td style="background-color: #e0f2f7;">1988</td><td style="background-color: #e0f2f7;">1989</td><td style="background-color: #e0f2f7;">1990</td><td style="background-color: #e0f2f7;">1991</td><td style="background-color: #e0f2f7;">1992</td> </tr> <tr> <td style="background-color: #e0f2f7;">1993</td><td style="background-color: #e0f2f7;">1994</td><td style="background-color: #e0f2f7;">1995</td><td style="background-color: #e0f2f7;">1996</td><td style="background-color: #e0f2f7;">1997</td><td style="background-color: #e0f2f7;">1998</td><td style="background-color: #e0f2f7;">1999</td><td style="background-color: #e0f2f7;">2000</td><td style="background-color: #e0f2f7;">2001</td><td style="background-color: #e0f2f7;">2002</td> </tr> <tr> <td style="background-color: #e0f2f7;">2003</td><td style="background-color: #e0f2f7;">2004</td><td style="background-color: #e0f2f7;">2005</td><td style="background-color: #e0f2f7;">2006</td><td style="background-color: #e0f2f7;">2007</td><td style="background-color: #e0f2f7;">2008</td><td style="background-color: #e0f2f7;">2009</td><td style="background-color: #e0f2f7;">2010</td><td style="background-color: #e0f2f7;">2011</td><td style="background-color: #e0f2f7;">2012</td> </tr> <tr> <td style="background-color: #e0f2f7;">2013</td><td style="background-color: #e0f2f7;">2014</td><td style="background-color: #e0f2f7;">2015</td><td style="background-color: #e0f2f7;">2016</td><td style="background-color: #e0f2f7;">2017</td><td style="background-color: #e0f2f7;">2018</td><td style="background-color: #e0f2f7;">2019</td><td style="background-color: #e0f2f7;">2020</td><td style="background-color: #e0f2f7;">2021</td><td style="background-color: #e0f2f7;">2022</td> </tr> </table> | | 1983 | 1984 | 1985 | 1986 | 1987 | 1988 | 1989 | 1990 | 1991 | 1992 | 1993 | 1994 | 1995 | 1996 | 1997 | 1998 | 1999 | 2000 | 2001 | 2002 | 2003 | 2004 | 2005 | 2006 | 2007 | 2008 | 2009 | 2010 | 2011 | 2012 | 2013 | 2014 | 2015 | 2016 | 2017 | 2018 | 2019 | 2020 | 2021 | 2022 |
| 1983 | 1984 | 1985 | 1986 | 1987 | 1988 | 1989 | 1990 | 1991 | 1992 | | | | | | | | | | | | | | | | | | | | | | | | | | | | | | | | |
| 1993 | 1994 | 1995 | 1996 | 1997 | 1998 | 1999 | 2000 | 2001 | 2002 | | | | | | | | | | | | | | | | | | | | | | | | | | | | | | | | |
| 2003 | 2004 | 2005 | 2006 | 2007 | 2008 | 2009 | 2010 | 2011 | 2012 | | | | | | | | | | | | | | | | | | | | | | | | | | | | | | | | |
| 2013 | 2014 | 2015 | 2016 | 2017 | 2018 | 2019 | 2020 | 2021 | 2022 | | | | | | | | | | | | | | | | | | | | | | | | | | | | | | | | |

3.207) **sq_201107_9** 2011 Jul

Wording of the question

| | | | | | | | | | |
|--|---|----------------|----------------|----------------|--|-----|-----|-----|----------------------|
| <p>07/2011</p> <p>Among the policy issues listed below, what priority should the G20 give to each this year:</p> <table border="1" style="margin-left: 20px;"> <tr> <td style="background-color: #e0f2f7;">Fighting unemployment by creating productive jobs</td> <td style="background-color: #e0f2f7;">most important</td> <td style="background-color: #e0f2f7;">important</td> <td style="background-color: #e0f2f7;">less important</td> </tr> <tr> <td></td> <td style="text-align: center;">[1]</td> <td style="text-align: center;">[2]</td> <td style="text-align: center;">[3]</td> </tr> </table> | Fighting unemployment by creating productive jobs | most important | important | less important | | [1] | [2] | [3] | Variable description |
| Fighting unemployment by creating productive jobs | most important | important | less important | | | | | | |
| | [1] | [2] | [3] | | | | | | |

| Time span of the variable | | | | | | | | | |
|---------------------------|------|------|------|------|------|------|------|------|------|
| 1983 | 1984 | 1985 | 1986 | 1987 | 1988 | 1989 | 1990 | 1991 | 1992 |
| 1993 | 1994 | 1995 | 1996 | 1997 | 1998 | 1999 | 2000 | 2001 | 2002 |
| 2003 | 2004 | 2005 | 2006 | 2007 | 2008 | 2009 | 2010 | 2011 | 2012 |
| 2013 | 2014 | 2015 | 2016 | 2017 | 2018 | 2019 | 2020 | 2021 | 2022 |

3.208) sq_201107_10 2011 Jul

Wording of the question

| | | | | | |
|---|--|-----------------------|-----------------------|-----------------------|-----------------------------|
| <p>07/2011</p> <p>Among the policy issues listed below, what priority should the G20 give to each this year:</p> <table border="1" style="margin-left: 20px;"> <tr> <td style="width: 30%;">Improving the framework for encouraging direct investment across frontiers</td> <td style="width: 10%;">most important [1]</td> <td style="width: 10%;">important [2]</td> <td style="width: 10%;">less important [3]</td> </tr> </table> | Improving the framework for encouraging direct investment across frontiers | most important [1] | important [2] | less important [3] | <p>Variable description</p> |
| Improving the framework for encouraging direct investment across frontiers | most important [1] | important [2] | less important [3] | | |

Time span of the variable

| | | | | | | | | | |
|------|------|------|------|------|------|------|------|------|------|
| 1983 | 1984 | 1985 | 1986 | 1987 | 1988 | 1989 | 1990 | 1991 | 1992 |
| 1993 | 1994 | 1995 | 1996 | 1997 | 1998 | 1999 | 2000 | 2001 | 2002 |
| 2003 | 2004 | 2005 | 2006 | 2007 | 2008 | 2009 | 2010 | 2011 | 2012 |
| 2013 | 2014 | 2015 | 2016 | 2017 | 2018 | 2019 | 2020 | 2021 | 2022 |

3.209) sq_201107_11 2011 Jul

Wording of the question

| | | | | | |
|---|---------------------------------|-----------------------|-----------------------|-----------------------|-----------------------------|
| <p>07/2011</p> <p>Among the policy issues listed below, what priority should the G20 give to each this year:</p> <table border="1" style="margin-left: 20px;"> <tr> <td style="width: 30%;">Others, please specify _____</td> <td style="width: 10%;">most important [1]</td> <td style="width: 10%;">important [2]</td> <td style="width: 10%;">less important [3]</td> </tr> </table> | Others, please specify _____ | most important [1] | important [2] | less important [3] | <p>Variable description</p> |
| Others, please specify _____ | most important [1] | important [2] | less important [3] | | |

Time span of the variable

| | | | | | | | | | |
|------|------|------|------|------|------|------|------|------|------|
| 1983 | 1984 | 1985 | 1986 | 1987 | 1988 | 1989 | 1990 | 1991 | 1992 |
| 1993 | 1994 | 1995 | 1996 | 1997 | 1998 | 1999 | 2000 | 2001 | 2002 |
| 2003 | 2004 | 2005 | 2006 | 2007 | 2008 | 2009 | 2010 | 2011 | 2012 |
| 2013 | 2014 | 2015 | 2016 | 2017 | 2018 | 2019 | 2020 | 2021 | 2022 |

3.210) sq_201110_1

2011

Oct

Wording of the question

| | | | | | | | | | |
|--|----------------------|------|------|------|------|------|------|------|------|
| 10/2011 | Variable description | | | | | | | | |
| <p>In June 2011, the Internet Corporation for Assigned Names and Numbers (ICANN) approved a programme to allow companies, organizations and communities to apply to operate an Internet domain name ending that corresponds to words or phrases, including an organization's name or brand. This means that companies, instead of having their brand or name before the ".com", could apply for a domain name extension that ends with their own brand name - effectively staking out their own piece of the Internet and allowing for a greater choice of possible domain names.</p> <p>a) Were you previously aware that ICANN had approved this programme for new domain name extensions?</p> <p style="text-align: center;">yes [1] <input type="checkbox"/> no [2] <input type="checkbox"/></p> | | | | | | | | | |
| Time span of the variable | | | | | | | | | |
| 1983 | 1984 | 1985 | 1986 | 1987 | 1988 | 1989 | 1990 | 1991 | 1992 |
| 1993 | 1994 | 1995 | 1996 | 1997 | 1998 | 1999 | 2000 | 2001 | 2002 |
| 2003 | 2004 | 2005 | 2006 | 2007 | 2008 | 2009 | 2010 | 2011 | 2012 |
| 2013 | 2014 | 2015 | 2016 | 2017 | 2018 | 2019 | 2020 | 2021 | 2022 |

3.211) sq_201110_2

2011

Oct

Wording of the question

| | | | | | | | | | |
|--|----------------------|------|------|------|------|------|------|------|------|
| 10/2011 | Variable description | | | | | | | | |
| <p>In June 2011, the Internet Corporation for Assigned Names and Numbers (ICANN) approved a programme to allow companies, organizations and communities to apply to operate an Internet domain name ending that corresponds to words or phrases, including an organization's name or brand. This means that companies, instead of having their brand or name before the ".com", could apply for a domain name extension that ends with their own brand name - effectively staking out their own piece of the Internet and allowing for a greater choice of possible domain names.</p> <p>b) If you are aware of this new programme, do you feel that you have enough information about it?</p> <p style="text-align: center;">yes [1] <input type="checkbox"/> no [2] <input type="checkbox"/></p> | | | | | | | | | |
| Time span of the variable | | | | | | | | | |
| 1983 | 1984 | 1985 | 1986 | 1987 | 1988 | 1989 | 1990 | 1991 | 1992 |
| 1993 | 1994 | 1995 | 1996 | 1997 | 1998 | 1999 | 2000 | 2001 | 2002 |
| 2003 | 2004 | 2005 | 2006 | 2007 | 2008 | 2009 | 2010 | 2011 | 2012 |
| 2013 | 2014 | 2015 | 2016 | 2017 | 2018 | 2019 | 2020 | 2021 | 2022 |

3.212) sq_201110_3

2011

Oct

Wording of the question

| | |
|--|----------------------|
| 10/2011 | Variable description |
| <p>In June 2011, the Internet Corporation for Assigned Names and Numbers (ICANN) approved a programme to allow</p> | |

companies, organizations and communities to apply to operate an Internet domain name ending that corresponds to words or phrases, including an organization's name or brand. This means that companies, instead of having their brand or name before the ".com", could apply for a domain name extension that ends with their own brand name - effectively staking out their own piece of the Internet and allowing for a greater choice of possible domain names.

c) Do you believe that this new programme for domain name extensions offers a significant business opportunity to enterprises?

yes [1] no [2] probably [3]

Time span of the variable

| | | | | | | | | | |
|------|------|------|------|------|------|------|------|------|------|
| 1983 | 1984 | 1985 | 1986 | 1987 | 1988 | 1989 | 1990 | 1991 | 1992 |
| 1993 | 1994 | 1995 | 1996 | 1997 | 1998 | 1999 | 2000 | 2001 | 2002 |
| 2003 | 2004 | 2005 | 2006 | 2007 | 2008 | 2009 | 2010 | 2011 | 2012 |
| 2013 | 2014 | 2015 | 2016 | 2017 | 2018 | 2019 | 2020 | 2021 | 2022 |

3.213) sq_201201_1

2012 Jan

Wording of the question

01/2012

How damaging would it be for the **world economy** and **global business** if the Eurozone collapsed and all member countries returned to purely national currencies?

| | | | |
|-------------------------------|------|-------------|----------|
| in the short-term (1-3 years) | very | mode-rately | slightly |
| | [1] | [2] | [3] |
| | | | |

Variable description

Time span of the variable

| | | | | | | | | | |
|------|------|------|------|------|------|------|------|------|------|
| 1983 | 1984 | 1985 | 1986 | 1987 | 1988 | 1989 | 1990 | 1991 | 1992 |
| 1993 | 1994 | 1995 | 1996 | 1997 | 1998 | 1999 | 2000 | 2001 | 2002 |
| 2003 | 2004 | 2005 | 2006 | 2007 | 2008 | 2009 | 2010 | 2011 | 2012 |
| 2013 | 2014 | 2015 | 2016 | 2017 | 2018 | 2019 | 2020 | 2021 | 2022 |

3.214) sq_201201_2

2012 Jan

Wording of the question

01/2012

How damaging would it be for the **world economy** and **global business** if the Eurozone collapsed and all member countries returned to purely national currencies?

| | | | |
|---|------|-------------|----------|
| in the mid- and long-term (more than 3 years) | very | mode-rately | slightly |
| | [1] | [2] | [3] |
| | | | |

Variable description

Time span of the variable

| | | | | | | | | | |
|------|------|------|------|------|------|------|------|------|------|
| 1983 | 1984 | 1985 | 1986 | 1987 | 1988 | 1989 | 1990 | 1991 | 1992 |
| 1993 | 1994 | 1995 | 1996 | 1997 | 1998 | 1999 | 2000 | 2001 | 2002 |
| 2003 | 2004 | 2005 | 2006 | 2007 | 2008 | 2009 | 2010 | 2011 | 2012 |
| 2013 | 2014 | 2015 | 2016 | 2017 | 2018 | 2019 | 2020 | 2021 | 2022 |

3.215) sq_201204_1

2012

Apr

Wording of the question

| | | | | | | | | | |
|---|---|------------------------|----------------------------|----------------------------|--|--|--|--|-----------------------------|
| <p>04/2012</p> <p>Twenty years ago, a path-breaking UN summit in Rio de Janeiro called upon the world to foster economic growth and sustainable development in all countries to better address environmental degradation. As governments, business and civil society prepare to gather again in Rio (Rio+20) to assess progress made towards sustainable development over the past two decades, to what extent do you agree with the following statements?</p> <table border="1" style="margin-left: auto; margin-right: auto;"> <tr> <td style="padding: 5px;">There has been sufficient multilateral cooperation by governments on environmental issues</td> <td style="padding: 5px; text-align: center;">agree [1]</td> <td style="padding: 5px; text-align: center;">agree partially [2]</td> <td style="padding: 5px; text-align: center;">do not agree at all [3]</td> </tr> <tr> <td style="height: 20px;"></td> <td></td> <td></td> <td></td> </tr> </table> | There has been sufficient multilateral cooperation by governments on environmental issues | agree [1] | agree partially [2] | do not agree at all [3] | | | | | <p>Variable description</p> |
| There has been sufficient multilateral cooperation by governments on environmental issues | agree [1] | agree partially [2] | do not agree at all [3] | | | | | | |
| | | | | | | | | | |

Time span of the variable

| | | | | | | | | | |
|------|------|------|------|------|------|------|------|------|------|
| 1983 | 1984 | 1985 | 1986 | 1987 | 1988 | 1989 | 1990 | 1991 | 1992 |
| 1993 | 1994 | 1995 | 1996 | 1997 | 1998 | 1999 | 2000 | 2001 | 2002 |
| 2003 | 2004 | 2005 | 2006 | 2007 | 2008 | 2009 | 2010 | 2011 | 2012 |
| 2013 | 2014 | 2015 | 2016 | 2017 | 2018 | 2019 | 2020 | 2021 | 2022 |

3.216) sq_201204_2

2012

Apr

Wording of the question

| | | | | | | | | | |
|---|---|------------------------|----------------------------|----------------------------|--|--|--|--|-----------------------------|
| <p>04/2012</p> <p>Twenty years ago, a path-breaking UN summit in Rio de Janeiro called upon the world to foster economic growth and sustainable development in all countries to better address environmental degradation. As governments, business and civil society prepare to gather again in Rio (Rio+20) to assess progress made towards sustainable development over the past two decades, to what extent do you agree with the following statements?</p> <table border="1" style="margin-left: auto; margin-right: auto;"> <tr> <td style="padding: 5px;">Business has succeeded in integrating environmental impacts into ist business practices</td> <td style="padding: 5px; text-align: center;">agree [1]</td> <td style="padding: 5px; text-align: center;">agree partially [2]</td> <td style="padding: 5px; text-align: center;">do not agree at all [3]</td> </tr> <tr> <td style="height: 20px;"></td> <td></td> <td></td> <td></td> </tr> </table> | Business has succeeded in integrating environmental impacts into ist business practices | agree [1] | agree partially [2] | do not agree at all [3] | | | | | <p>Variable description</p> |
| Business has succeeded in integrating environmental impacts into ist business practices | agree [1] | agree partially [2] | do not agree at all [3] | | | | | | |
| | | | | | | | | | |

Time span of the variable

| | | | | | | | | | |
|------|------|------|------|------|------|------|------|------|------|
| 1983 | 1984 | 1985 | 1986 | 1987 | 1988 | 1989 | 1990 | 1991 | 1992 |
| 1993 | 1994 | 1995 | 1996 | 1997 | 1998 | 1999 | 2000 | 2001 | 2002 |
| 2003 | 2004 | 2005 | 2006 | 2007 | 2008 | 2009 | 2010 | 2011 | 2012 |

| | | | | | | | | | | |
|------|------|------|------|------|------|------|------|------|------|--|
| | | | | | | | | | | |
| 2013 | 2014 | 2015 | 2016 | 2017 | 2018 | 2019 | 2020 | 2021 | 2022 | |

3.217) sq_201204_3 2012 Apr

Wording of the question

| | | | | | |
|---|--|------------------------|----------------------------|----------------------------|----------------------|
| <p>04/2012</p> <p>Twenty years ago, a path-breaking UN summit in Rio de Janeiro called upon the world to foster economic growth and sustainable development in all countries to better address environmental degradation. As governments, business and civil society prepare to gather again in Rio (Rio+20) to assess progress made towards sustainable development over the past two decades, to what extent do you agree with the following statements?</p> <p>The main outcomes from Rio+20 to promote sustainable development and alleviate poverty should be:</p> <table border="1" style="margin-left: auto; margin-right: auto;"> <tr> <td style="padding: 5px;">enhanced multilateral environmental governance</td> <td style="padding: 5px;">agree [1]</td> <td style="padding: 5px;">agree partially [2]</td> <td style="padding: 5px;">do not agree at all [3]</td> </tr> </table> | enhanced multilateral environmental governance | agree [1] | agree partially [2] | do not agree at all [3] | Variable description |
| enhanced multilateral environmental governance | agree [1] | agree partially [2] | do not agree at all [3] | | |

Time span of the variable

| | | | | | | | | | |
|------|------|------|------|------|------|------|------|------|------|
| 1983 | 1984 | 1985 | 1986 | 1987 | 1988 | 1989 | 1990 | 1991 | 1992 |
| 1993 | 1994 | 1995 | 1996 | 1997 | 1998 | 1999 | 2000 | 2001 | 2002 |
| 2003 | 2004 | 2005 | 2006 | 2007 | 2008 | 2009 | 2010 | 2011 | 2012 |
| 2013 | 2014 | 2015 | 2016 | 2017 | 2018 | 2019 | 2020 | 2021 | 2022 |

3.218) sq_201204_4 2012 Apr

Wording of the question

| | | | | | |
|---|--|------------------------|----------------------------|----------------------------|----------------------|
| <p>04/2012</p> <p>Twenty years ago, a path-breaking UN summit in Rio de Janeiro called upon the world to foster economic growth and sustainable development in all countries to better address environmental degradation. As governments, business and civil society prepare to gather again in Rio (Rio+20) to assess progress made towards sustainable development over the past two decades, to what extent do you agree with the following statements?</p> <p>The main outcomes from Rio+20 to promote sustainable development and alleviate poverty should be:</p> <table border="1" style="margin-left: auto; margin-right: auto;"> <tr> <td style="padding: 5px;">a greater role for the private sector in the decision-making process</td> <td style="padding: 5px;">agree [1]</td> <td style="padding: 5px;">agree partially [2]</td> <td style="padding: 5px;">do not agree at all [3]</td> </tr> </table> | a greater role for the private sector in the decision-making process | agree [1] | agree partially [2] | do not agree at all [3] | Variable description |
| a greater role for the private sector in the decision-making process | agree [1] | agree partially [2] | do not agree at all [3] | | |

Time span of the variable

| | | | | | | | | | |
|------|------|------|------|------|------|------|------|------|------|
| 1983 | 1984 | 1985 | 1986 | 1987 | 1988 | 1989 | 1990 | 1991 | 1992 |
| 1993 | 1994 | 1995 | 1996 | 1997 | 1998 | 1999 | 2000 | 2001 | 2002 |
| 2003 | 2004 | 2005 | 2006 | 2007 | 2008 | 2009 | 2010 | 2011 | 2012 |
| 2013 | 2014 | 2015 | 2016 | 2017 | 2018 | 2019 | 2020 | 2021 | 2022 |

3.219) sq_201204_5

2012

Apr

Wording of the question

| | | | | | | | | | |
|--|--|------------------------|----------------------------|----------------------------|--|--|--|--|----------------------|
| <p>04/2012</p> <p>Twenty years ago, a path-breaking UN summit in Rio de Janeiro called upon the world to foster economic growth and sustainable development in all countries to better address environmental degradation. As governments, business and civil society prepare to gather again in Rio (Rio+20) to assess progress made towards sustainable development over the past two decades, to what extent do you agree with the following statements?</p> <p>The main outcomes from Rio+20 to promote sustainable development and alleviate poverty should be:</p> <table border="1" style="margin-left: auto; margin-right: auto;"> <tr> <td style="background-color: #e0f2f7;">a better understanding of the conditions needed to foster a transition towards a green economy</td> <td style="background-color: #e0f2f7;">agree [1]</td> <td style="background-color: #e0f2f7;">agree partially [2]</td> <td style="background-color: #e0f2f7;">do not agree at all [3]</td> </tr> <tr> <td> </td> <td> </td> <td> </td> <td> </td> </tr> </table> | a better understanding of the conditions needed to foster a transition towards a green economy | agree [1] | agree partially [2] | do not agree at all [3] | | | | | Variable description |
| a better understanding of the conditions needed to foster a transition towards a green economy | agree [1] | agree partially [2] | do not agree at all [3] | | | | | | |
| | | | | | | | | | |

Time span of the variable

| | | | | | | | | | |
|------|------|------|------|------|------|------|------|------|------|
| 1983 | 1984 | 1985 | 1986 | 1987 | 1988 | 1989 | 1990 | 1991 | 1992 |
| 1993 | 1994 | 1995 | 1996 | 1997 | 1998 | 1999 | 2000 | 2001 | 2002 |
| 2003 | 2004 | 2005 | 2006 | 2007 | 2008 | 2009 | 2010 | 2011 | 2012 |
| 2013 | 2014 | 2015 | 2016 | 2017 | 2018 | 2019 | 2020 | 2021 | 2022 |

3.220) sq_201207_1

2012

Jul

Wording of the question

| | | | | | | | | | |
|---|-----------------------|------------------------|--------------------------|--------------------------|--|--|--|--|----------------------|
| <p>07/2012</p> <p>Against a background of growing protectionism in many parts of the world, ICC has recently issued its 2012 Guidelines for International Investment to encourage a more secure environment for cross-border investment.</p> <p>Do you think that the business community should be urging governments to work towards a multilateral agreement to provide a framework of enforceable global rules for international investment?</p> <table border="1" style="margin-left: auto; margin-right: auto;"> <tr> <td style="background-color: #e0f2f7;">strongly agree [1]</td> <td style="background-color: #e0f2f7;">rather agree [2]</td> <td style="background-color: #e0f2f7;">rather disagree [3]</td> <td style="background-color: #e0f2f7;">strongly disagree [4]</td> </tr> <tr> <td> </td> <td> </td> <td> </td> <td> </td> </tr> </table> | strongly agree [1] | rather agree [2] | rather disagree [3] | strongly disagree [4] | | | | | Variable description |
| strongly agree [1] | rather agree [2] | rather disagree [3] | strongly disagree [4] | | | | | | |
| | | | | | | | | | |

Time span of the variable

| | | | | | | | | | |
|------|------|------|------|------|------|------|------|------|------|
| 1983 | 1984 | 1985 | 1986 | 1987 | 1988 | 1989 | 1990 | 1991 | 1992 |
| 1993 | 1994 | 1995 | 1996 | 1997 | 1998 | 1999 | 2000 | 2001 | 2002 |
| 2003 | 2004 | 2005 | 2006 | 2007 | 2008 | 2009 | 2010 | 2011 | 2012 |
| 2013 | 2014 | 2015 | 2016 | 2017 | 2018 | 2019 | 2020 | 2021 | 2022 |

3.221) sq_201210_1

2012

Oct

Wording of the question

| | | | | | | | | | | | | | | | | | | | | | | | | | | | | | | | | | | | | | | | | | | | | | | | | | | | | | | | | | | | | | | | | | | | | | | | | | | | | | | | | | |
|---|----------------|-----------------|-------------------|-------------------|------|------|------|------|----------------------|------|--|--|--|--|--|--|--|--|--|--|------|------|------|------|------|------|------|------|------|------|--|--|--|--|--|--|--|--|--|--|------|------|------|------|------|------|------|------|------|------|--|--|--|--|--|--|--|--|--|--|------|------|------|------|------|------|------|------|------|------|--|--|--|--|--|--|--|--|--|--|--|
| <p>10/2012</p> <p>Amid growing pressure by both governments and business for fighting corruption, ICC is launching its Anti-Corruption Clause and is developing ethics and compliance training programmes for business.</p> <p>Would greater emphasis in your country on ethics and compliance training for business help improve economic productivity and attract more foreign investment?</p> <table border="1" style="margin-left: auto; margin-right: auto;"> <tr> <td style="text-align: center;">strongly agree</td> <td style="text-align: center;">rather agree</td> <td style="text-align: center;">rather disagree</td> <td style="text-align: center;">strongly disagree</td> </tr> <tr> <td style="text-align: center;">[1]</td> <td style="text-align: center;">[2]</td> <td style="text-align: center;">[3]</td> <td style="text-align: center;">[4]</td> </tr> </table> | strongly agree | rather agree | rather disagree | strongly disagree | [1] | [2] | [3] | [4] | Variable description | | | | | | | | | | | | | | | | | | | | | | | | | | | | | | | | | | | | | | | | | | | | | | | | | | | | | | | | | | | | | | | | | | | | | | | | |
| strongly agree | rather agree | rather disagree | strongly disagree | | | | | | | | | | | | | | | | | | | | | | | | | | | | | | | | | | | | | | | | | | | | | | | | | | | | | | | | | | | | | | | | | | | | | | | | | | | | | | |
| [1] | [2] | [3] | [4] | | | | | | | | | | | | | | | | | | | | | | | | | | | | | | | | | | | | | | | | | | | | | | | | | | | | | | | | | | | | | | | | | | | | | | | | | | | | | | |
| <p>Time span of the variable</p> <table border="1" style="width: 100%; text-align: center;"> <tr> <td>1983</td><td>1984</td><td>1985</td><td>1986</td><td>1987</td><td>1988</td><td>1989</td><td>1990</td><td>1991</td><td>1992</td> </tr> <tr> <td style="background-color: #e0f2f7;"></td><td style="background-color: #e0f2f7;"></td><td style="background-color: #e0f2f7;"></td><td style="background-color: #e0f2f7;"></td><td style="background-color: #e0f2f7;"></td><td style="background-color: #e0f2f7;"></td><td style="background-color: #e0f2f7;"></td><td style="background-color: #e0f2f7;"></td><td style="background-color: #e0f2f7;"></td><td style="background-color: #e0f2f7;"></td> </tr> <tr> <td>1993</td><td>1994</td><td>1995</td><td>1996</td><td>1997</td><td>1998</td><td>1999</td><td>2000</td><td>2001</td><td>2002</td> </tr> <tr> <td style="background-color: #e0f2f7;"></td><td style="background-color: #e0f2f7;"></td><td style="background-color: #e0f2f7;"></td><td style="background-color: #e0f2f7;"></td><td style="background-color: #e0f2f7;"></td><td style="background-color: #e0f2f7;"></td><td style="background-color: #e0f2f7;"></td><td style="background-color: #e0f2f7;"></td><td style="background-color: #e0f2f7;"></td><td style="background-color: #e0f2f7;"></td> </tr> <tr> <td>2003</td><td>2004</td><td>2005</td><td>2006</td><td>2007</td><td>2008</td><td>2009</td><td>2010</td><td>2011</td><td>2012</td> </tr> <tr> <td style="background-color: #e0f2f7;"></td><td style="background-color: #e0f2f7;"></td><td style="background-color: #e0f2f7;"></td><td style="background-color: #e0f2f7;"></td><td style="background-color: #e0f2f7;"></td><td style="background-color: #e0f2f7;"></td><td style="background-color: #e0f2f7;"></td><td style="background-color: #e0f2f7;"></td><td style="background-color: #e0f2f7;"></td><td style="background-color: #e0f2f7;"></td> </tr> <tr> <td>2013</td><td>2014</td><td>2015</td><td>2016</td><td>2017</td><td>2018</td><td>2019</td><td>2020</td><td>2021</td><td>2022</td> </tr> <tr> <td style="background-color: #e0f2f7;"></td><td style="background-color: #e0f2f7;"></td><td style="background-color: #e0f2f7;"></td><td style="background-color: #e0f2f7;"></td><td style="background-color: #e0f2f7;"></td><td style="background-color: #e0f2f7;"></td><td style="background-color: #e0f2f7;"></td><td style="background-color: #e0f2f7;"></td><td style="background-color: #e0f2f7;"></td><td style="background-color: #e0f2f7;"></td> </tr> </table> | 1983 | 1984 | 1985 | 1986 | 1987 | 1988 | 1989 | 1990 | 1991 | 1992 | | | | | | | | | | | 1993 | 1994 | 1995 | 1996 | 1997 | 1998 | 1999 | 2000 | 2001 | 2002 | | | | | | | | | | | 2003 | 2004 | 2005 | 2006 | 2007 | 2008 | 2009 | 2010 | 2011 | 2012 | | | | | | | | | | | 2013 | 2014 | 2015 | 2016 | 2017 | 2018 | 2019 | 2020 | 2021 | 2022 | | | | | | | | | | | |
| 1983 | 1984 | 1985 | 1986 | 1987 | 1988 | 1989 | 1990 | 1991 | 1992 | | | | | | | | | | | | | | | | | | | | | | | | | | | | | | | | | | | | | | | | | | | | | | | | | | | | | | | | | | | | | | | | | | | | | | | | |
| | | | | | | | | | | | | | | | | | | | | | | | | | | | | | | | | | | | | | | | | | | | | | | | | | | | | | | | | | | | | | | | | | | | | | | | | | | | | | | | | | |
| 1993 | 1994 | 1995 | 1996 | 1997 | 1998 | 1999 | 2000 | 2001 | 2002 | | | | | | | | | | | | | | | | | | | | | | | | | | | | | | | | | | | | | | | | | | | | | | | | | | | | | | | | | | | | | | | | | | | | | | | | |
| | | | | | | | | | | | | | | | | | | | | | | | | | | | | | | | | | | | | | | | | | | | | | | | | | | | | | | | | | | | | | | | | | | | | | | | | | | | | | | | | | |
| 2003 | 2004 | 2005 | 2006 | 2007 | 2008 | 2009 | 2010 | 2011 | 2012 | | | | | | | | | | | | | | | | | | | | | | | | | | | | | | | | | | | | | | | | | | | | | | | | | | | | | | | | | | | | | | | | | | | | | | | | |
| | | | | | | | | | | | | | | | | | | | | | | | | | | | | | | | | | | | | | | | | | | | | | | | | | | | | | | | | | | | | | | | | | | | | | | | | | | | | | | | | | |
| 2013 | 2014 | 2015 | 2016 | 2017 | 2018 | 2019 | 2020 | 2021 | 2022 | | | | | | | | | | | | | | | | | | | | | | | | | | | | | | | | | | | | | | | | | | | | | | | | | | | | | | | | | | | | | | | | | | | | | | | | |
| | | | | | | | | | | | | | | | | | | | | | | | | | | | | | | | | | | | | | | | | | | | | | | | | | | | | | | | | | | | | | | | | | | | | | | | | | | | | | | | | | |

3.222) sq_201210_2 2012 Oct

Wording of the question

| | | | | | | | | | | | | | | | | | | | | | | | | | | | | | | | | | | | | | | | | | | | | | | | | | | | | | | | | | | | | | | | | | | | | | | | | | | | | | | | | | |
|---|--|----------------|-----------------|-----------------|------|------|------|------|----------------------|------|--|--|--|--|--|--|--|--|--|--|------|------|------|------|------|------|------|------|------|------|--|--|--|--|--|--|--|--|--|--|------|------|------|------|------|------|------|------|------|------|--|--|--|--|--|--|--|--|--|--|------|------|------|------|------|------|------|------|------|------|--|--|--|--|--|--|--|--|--|--|--|
| <p>10/2012</p> <p>Amid growing pressure by both governments and business for fighting corruption, ICC is launching its Anti-Corruption Clause and is developing ethics and compliance training programmes for business.</p> <p>Please assess the following factors according to their importance in fighting corruption in your country</p> <table border="1" style="margin-left: auto; margin-right: auto;"> <tr> <td style="width: 60%;">Transparency in government procurement</td> <td style="text-align: center;">most important</td> <td style="text-align: center;">important</td> <td style="text-align: center;">least important</td> </tr> <tr> <td></td> <td style="text-align: center;">[1]</td> <td style="text-align: center;">[2]</td> <td style="text-align: center;">[3]</td> </tr> </table> | Transparency in government procurement | most important | important | least important | | [1] | [2] | [3] | Variable description | | | | | | | | | | | | | | | | | | | | | | | | | | | | | | | | | | | | | | | | | | | | | | | | | | | | | | | | | | | | | | | | | | | | | | | | |
| Transparency in government procurement | most important | important | least important | | | | | | | | | | | | | | | | | | | | | | | | | | | | | | | | | | | | | | | | | | | | | | | | | | | | | | | | | | | | | | | | | | | | | | | | | | | | | | |
| | [1] | [2] | [3] | | | | | | | | | | | | | | | | | | | | | | | | | | | | | | | | | | | | | | | | | | | | | | | | | | | | | | | | | | | | | | | | | | | | | | | | | | | | | | |
| <p>Time span of the variable</p> <table border="1" style="width: 100%; text-align: center;"> <tr> <td>1983</td><td>1984</td><td>1985</td><td>1986</td><td>1987</td><td>1988</td><td>1989</td><td>1990</td><td>1991</td><td>1992</td> </tr> <tr> <td style="background-color: #e0f2f7;"></td><td style="background-color: #e0f2f7;"></td><td style="background-color: #e0f2f7;"></td><td style="background-color: #e0f2f7;"></td><td style="background-color: #e0f2f7;"></td><td style="background-color: #e0f2f7;"></td><td style="background-color: #e0f2f7;"></td><td style="background-color: #e0f2f7;"></td><td style="background-color: #e0f2f7;"></td><td style="background-color: #e0f2f7;"></td> </tr> <tr> <td>1993</td><td>1994</td><td>1995</td><td>1996</td><td>1997</td><td>1998</td><td>1999</td><td>2000</td><td>2001</td><td>2002</td> </tr> <tr> <td style="background-color: #e0f2f7;"></td><td style="background-color: #e0f2f7;"></td><td style="background-color: #e0f2f7;"></td><td style="background-color: #e0f2f7;"></td><td style="background-color: #e0f2f7;"></td><td style="background-color: #e0f2f7;"></td><td style="background-color: #e0f2f7;"></td><td style="background-color: #e0f2f7;"></td><td style="background-color: #e0f2f7;"></td><td style="background-color: #e0f2f7;"></td> </tr> <tr> <td>2003</td><td>2004</td><td>2005</td><td>2006</td><td>2007</td><td>2008</td><td>2009</td><td>2010</td><td>2011</td><td>2012</td> </tr> <tr> <td style="background-color: #e0f2f7;"></td><td style="background-color: #e0f2f7;"></td><td style="background-color: #e0f2f7;"></td><td style="background-color: #e0f2f7;"></td><td style="background-color: #e0f2f7;"></td><td style="background-color: #e0f2f7;"></td><td style="background-color: #e0f2f7;"></td><td style="background-color: #e0f2f7;"></td><td style="background-color: #e0f2f7;"></td><td style="background-color: #e0f2f7;"></td> </tr> <tr> <td>2013</td><td>2014</td><td>2015</td><td>2016</td><td>2017</td><td>2018</td><td>2019</td><td>2020</td><td>2021</td><td>2022</td> </tr> <tr> <td style="background-color: #e0f2f7;"></td><td style="background-color: #e0f2f7;"></td><td style="background-color: #e0f2f7;"></td><td style="background-color: #e0f2f7;"></td><td style="background-color: #e0f2f7;"></td><td style="background-color: #e0f2f7;"></td><td style="background-color: #e0f2f7;"></td><td style="background-color: #e0f2f7;"></td><td style="background-color: #e0f2f7;"></td><td style="background-color: #e0f2f7;"></td> </tr> </table> | 1983 | 1984 | 1985 | 1986 | 1987 | 1988 | 1989 | 1990 | 1991 | 1992 | | | | | | | | | | | 1993 | 1994 | 1995 | 1996 | 1997 | 1998 | 1999 | 2000 | 2001 | 2002 | | | | | | | | | | | 2003 | 2004 | 2005 | 2006 | 2007 | 2008 | 2009 | 2010 | 2011 | 2012 | | | | | | | | | | | 2013 | 2014 | 2015 | 2016 | 2017 | 2018 | 2019 | 2020 | 2021 | 2022 | | | | | | | | | | | |
| 1983 | 1984 | 1985 | 1986 | 1987 | 1988 | 1989 | 1990 | 1991 | 1992 | | | | | | | | | | | | | | | | | | | | | | | | | | | | | | | | | | | | | | | | | | | | | | | | | | | | | | | | | | | | | | | | | | | | | | | | |
| | | | | | | | | | | | | | | | | | | | | | | | | | | | | | | | | | | | | | | | | | | | | | | | | | | | | | | | | | | | | | | | | | | | | | | | | | | | | | | | | | |
| 1993 | 1994 | 1995 | 1996 | 1997 | 1998 | 1999 | 2000 | 2001 | 2002 | | | | | | | | | | | | | | | | | | | | | | | | | | | | | | | | | | | | | | | | | | | | | | | | | | | | | | | | | | | | | | | | | | | | | | | | |
| | | | | | | | | | | | | | | | | | | | | | | | | | | | | | | | | | | | | | | | | | | | | | | | | | | | | | | | | | | | | | | | | | | | | | | | | | | | | | | | | | |
| 2003 | 2004 | 2005 | 2006 | 2007 | 2008 | 2009 | 2010 | 2011 | 2012 | | | | | | | | | | | | | | | | | | | | | | | | | | | | | | | | | | | | | | | | | | | | | | | | | | | | | | | | | | | | | | | | | | | | | | | | |
| | | | | | | | | | | | | | | | | | | | | | | | | | | | | | | | | | | | | | | | | | | | | | | | | | | | | | | | | | | | | | | | | | | | | | | | | | | | | | | | | | |
| 2013 | 2014 | 2015 | 2016 | 2017 | 2018 | 2019 | 2020 | 2021 | 2022 | | | | | | | | | | | | | | | | | | | | | | | | | | | | | | | | | | | | | | | | | | | | | | | | | | | | | | | | | | | | | | | | | | | | | | | | |
| | | | | | | | | | | | | | | | | | | | | | | | | | | | | | | | | | | | | | | | | | | | | | | | | | | | | | | | | | | | | | | | | | | | | | | | | | | | | | | | | | |

3.223) sq_201210_3 2012 Oct

Wording of the question

| | |
|--|----------------------|
| <p>10/2012</p> <p>Amid growing pressure by both governments and business for fighting corruption, ICC is launching its Anti-</p> | Variable description |
|--|----------------------|

Corruption Clause and is developing ethics and compliance training programmes for business.

Please assess the following factors according to their importance in **fighting corruption in your country**

| | | | |
|--------------------------------|----------------|-----------|-----------------|
| Promoting sectoral initiatives | most important | important | least important |
| | [1] | [2] | [3] |

Time span of the variable

| | | | | | | | | | |
|------|------|------|------|------|------|------|------|------|------|
| 1983 | 1984 | 1985 | 1986 | 1987 | 1988 | 1989 | 1990 | 1991 | 1992 |
| 1993 | 1994 | 1995 | 1996 | 1997 | 1998 | 1999 | 2000 | 2001 | 2002 |
| 2003 | 2004 | 2005 | 2006 | 2007 | 2008 | 2009 | 2010 | 2011 | 2012 |
| 2013 | 2014 | 2015 | 2016 | 2017 | 2018 | 2019 | 2020 | 2021 | 2022 |

3.224) sq_201210_4 2012 Oct

Wording of the question

10/2012

Amid growing pressure by both governments and business for fighting corruption, ICC is launching its Anti-Corruption Clause and is developing ethics and compliance training programmes for business.

Please assess the following factors according to their importance in **fighting corruption in your country**

| | | | |
|---|----------------|-----------|-----------------|
| Engaging the private sector in the review mechanism for the UN Convention against Corruption and the OECD Anti-Bribery Convention | most important | important | least important |
| | [1] | [2] | [3] |

Variable description

Time span of the variable

| | | | | | | | | | |
|------|------|------|------|------|------|------|------|------|------|
| 1983 | 1984 | 1985 | 1986 | 1987 | 1988 | 1989 | 1990 | 1991 | 1992 |
| 1993 | 1994 | 1995 | 1996 | 1997 | 1998 | 1999 | 2000 | 2001 | 2002 |
| 2003 | 2004 | 2005 | 2006 | 2007 | 2008 | 2009 | 2010 | 2011 | 2012 |
| 2013 | 2014 | 2015 | 2016 | 2017 | 2018 | 2019 | 2020 | 2021 | 2022 |

3.225) sq_201210_5 2012 Oct

Wording of the question

10/2012

Amid growing pressure by both governments and business for fighting corruption, ICC is launching its Anti-Corruption Clause and is developing ethics and compliance training programmes for business.

Please assess the following factors according to their importance in **fighting corruption in your country**

| | | | |
|--|----------------|-----------|-----------------|
| | most important | important | least important |
|--|----------------|-----------|-----------------|

Variable description

| | | | |
|---|-----------|-----|-----------|
| Enhancing public-private partnerships on capacity-building and training | important | | important |
| | [1] | [2] | [3] |

Time span of the variable

| | | | | | | | | | |
|------|------|------|------|------|------|------|------|------|------|
| 1983 | 1984 | 1985 | 1986 | 1987 | 1988 | 1989 | 1990 | 1991 | 1992 |
| 1993 | 1994 | 1995 | 1996 | 1997 | 1998 | 1999 | 2000 | 2001 | 2002 |
| 2003 | 2004 | 2005 | 2006 | 2007 | 2008 | 2009 | 2010 | 2011 | 2012 |
| 2013 | 2014 | 2015 | 2016 | 2017 | 2018 | 2019 | 2020 | 2021 | 2022 |

3.226) sq_201210_6 2012 Oct

Wording of the question

| | | | | | | | | |
|---|---|----------------|-----------|-----------------|-----|-----|-----|----------------------|
| <p>10/2012</p> <p>Amid growing pressure by both governments and business for fighting corruption, ICC is launching its Anti-Corruption Clause and is developing ethics and compliance training programmes for business.</p> <p>Please assess the following factors according to their importance in fighting corruption in your country</p> <table border="1" style="margin-left: auto; margin-right: auto;"> <tr> <td rowspan="2">Encouraging the adoption of business codes of conduct with a specific focus on SMEs</td> <td>most important</td> <td>important</td> <td>least important</td> </tr> <tr> <td>[1]</td> <td>[2]</td> <td>[3]</td> </tr> </table> | Encouraging the adoption of business codes of conduct with a specific focus on SMEs | most important | important | least important | [1] | [2] | [3] | Variable description |
| Encouraging the adoption of business codes of conduct with a specific focus on SMEs | | most important | important | least important | | | | |
| | [1] | [2] | [3] | | | | | |

Time span of the variable

| | | | | | | | | | |
|------|------|------|------|------|------|------|------|------|------|
| 1983 | 1984 | 1985 | 1986 | 1987 | 1988 | 1989 | 1990 | 1991 | 1992 |
| 1993 | 1994 | 1995 | 1996 | 1997 | 1998 | 1999 | 2000 | 2001 | 2002 |
| 2003 | 2004 | 2005 | 2006 | 2007 | 2008 | 2009 | 2010 | 2011 | 2012 |
| 2013 | 2014 | 2015 | 2016 | 2017 | 2018 | 2019 | 2020 | 2021 | 2022 |

3.227) sq_201301_1 2013 Jan

Wording of the question

| | | | | | | | | | |
|--|----------------|-----------------|-------------------|-------------------|-----|-----|-----|-----|----------------------|
| <p>01/2013</p> <p>Access to bank credit for small- and medium-sized enterprises (SMEs) in this country was negatively affected by the worldwide financial crisis starting in 2008.</p> <table border="1" style="margin-left: auto; margin-right: auto;"> <tr> <td>strongly agree</td> <td>rather agree</td> <td>rather disagree</td> <td>strongly disagree</td> </tr> <tr> <td>[1]</td> <td>[2]</td> <td>[3]</td> <td>[4]</td> </tr> </table> | strongly agree | rather agree | rather disagree | strongly disagree | [1] | [2] | [3] | [4] | Variable description |
| strongly agree | rather agree | rather disagree | strongly disagree | | | | | | |
| [1] | [2] | [3] | [4] | | | | | | |

Time span of the variable

| | | | | | | | | | |
|------|------|------|------|------|------|------|------|------|------|
| 1983 | 1984 | 1985 | 1986 | 1987 | 1988 | 1989 | 1990 | 1991 | 1992 |
|------|------|------|------|------|------|------|------|------|------|

| | | | | | | | | | |
|------|------|------|------|------|------|------|------|------|------|
| 1993 | 1994 | 1995 | 1996 | 1997 | 1998 | 1999 | 2000 | 2001 | 2002 |
| 2003 | 2004 | 2005 | 2006 | 2007 | 2008 | 2009 | 2010 | 2011 | 2012 |
| 2013 | 2014 | 2015 | 2016 | 2017 | 2018 | 2019 | 2020 | 2021 | 2022 |

3.228) sq_201301_2 2013 Jan

Wording of the question

| | | | | | | | | | |
|--|----------------|-----------------|-------------------|-------------------|-----|-----|-----|-----|----------------------|
| <p>01/2013</p> <p>A substantial and healthy SME sector is essential for a sound national economy in this country.</p> <table border="1" style="margin-left: auto; margin-right: auto;"> <tr> <td>strongly agree</td> <td>rather agree</td> <td>rather disagree</td> <td>strongly disagree</td> </tr> <tr> <td>[1]</td> <td>[2]</td> <td>[3]</td> <td>[4]</td> </tr> </table> | strongly agree | rather agree | rather disagree | strongly disagree | [1] | [2] | [3] | [4] | Variable description |
| strongly agree | rather agree | rather disagree | strongly disagree | | | | | | |
| [1] | [2] | [3] | [4] | | | | | | |

Time span of the variable

| | | | | | | | | | |
|------|------|------|------|------|------|------|------|------|------|
| 1983 | 1984 | 1985 | 1986 | 1987 | 1988 | 1989 | 1990 | 1991 | 1992 |
| 1993 | 1994 | 1995 | 1996 | 1997 | 1998 | 1999 | 2000 | 2001 | 2002 |
| 2003 | 2004 | 2005 | 2006 | 2007 | 2008 | 2009 | 2010 | 2011 | 2012 |
| 2013 | 2014 | 2015 | 2016 | 2017 | 2018 | 2019 | 2020 | 2021 | 2022 |

3.229) sq_201304_1 2013 Apr

Wording of the question

| | | | | | | | |
|--|----------------------------------|-----|----|--|-----|-----|----------------------|
| <p>04/2013</p> <p>In a case of default (or debt restructuring) of a member country of the European monetary union, do you expect the following public creditors to get preferred treatment (i.e. have senior status), each compared to private sector creditors?</p> <table border="1" style="margin-left: auto; margin-right: auto;"> <tr> <td>International Monetary Fund, IMF</td> <td>yes</td> <td>no</td> </tr> <tr> <td></td> <td>[1]</td> <td>[2]</td> </tr> </table> | International Monetary Fund, IMF | yes | no | | [1] | [2] | Variable description |
| International Monetary Fund, IMF | yes | no | | | | | |
| | [1] | [2] | | | | | |

Time span of the variable

| | | | | | | | | | |
|------|------|------|------|------|------|------|------|------|------|
| 1983 | 1984 | 1985 | 1986 | 1987 | 1988 | 1989 | 1990 | 1991 | 1992 |
| 1993 | 1994 | 1995 | 1996 | 1997 | 1998 | 1999 | 2000 | 2001 | 2002 |
| 2003 | 2004 | 2005 | 2006 | 2007 | 2008 | 2009 | 2010 | 2011 | 2012 |
| 2013 | 2014 | 2015 | 2016 | 2017 | 2018 | 2019 | 2020 | 2021 | 2022 |

Wording of the question

| | | | | | | | | | | | | | | | | | | | | | | | | | | | | | | | | | | | | | | | | | | | | | | | | | | | | | | | | | | | | | | | | | | | | | | | | | | | | | | | | | |
|--|--------------------------------|------------|-----------|------|------|------|-----------------------------|------|------|------|------|--|--|--|--|--|--|--|--|--|--|------|------|------|------|------|------|------|------|------|------|--|--|--|--|--|--|--|--|--|--|------|------|------|------|------|------|------|------|------|------|--|--|--|--|--|--|--|--|--|--|------|------|------|------|------|------|------|------|------|------|--|--|--|--|--|--|--|--|--|--|
| <p>04/2013</p> <p>In a case of default (or debt restructuring) of a member country of the European monetary union, do you expect the following public creditors to get preferred treatment (i.e. have senior status), each compared to private sector creditors?</p> <table border="1" style="margin: 10px auto; border-collapse: collapse;"> <tr> <td style="padding: 5px;">Permanent rescue facility, ESM</td> <td style="padding: 5px; text-align: center;">yes [1]</td> <td style="padding: 5px; text-align: center;">no [2]</td> </tr> <tr> <td style="height: 15px;"></td> <td style="height: 15px;"></td> <td style="height: 15px;"></td> </tr> </table> | Permanent rescue facility, ESM | yes [1] | no [2] | | | | <p>Variable description</p> | | | | | | | | | | | | | | | | | | | | | | | | | | | | | | | | | | | | | | | | | | | | | | | | | | | | | | | | | | | | | | | | | | | | | | | | | | |
| Permanent rescue facility, ESM | yes [1] | no [2] | | | | | | | | | | | | | | | | | | | | | | | | | | | | | | | | | | | | | | | | | | | | | | | | | | | | | | | | | | | | | | | | | | | | | | | | | | | | | | | |
| | | | | | | | | | | | | | | | | | | | | | | | | | | | | | | | | | | | | | | | | | | | | | | | | | | | | | | | | | | | | | | | | | | | | | | | | | | | | | | | | | |
| <p>Time span of the variable</p> <table border="1" style="width: 100%; border-collapse: collapse; text-align: center;"> <tr><td>1983</td><td>1984</td><td>1985</td><td>1986</td><td>1987</td><td>1988</td><td>1989</td><td>1990</td><td>1991</td><td>1992</td></tr> <tr><td style="background-color: #f2f2f2;"></td><td></td><td style="background-color: #f2f2f2;"></td><td></td><td style="background-color: #f2f2f2;"></td><td></td><td style="background-color: #f2f2f2;"></td><td></td><td style="background-color: #f2f2f2;"></td><td></td></tr> <tr><td>1993</td><td>1994</td><td>1995</td><td>1996</td><td>1997</td><td>1998</td><td>1999</td><td>2000</td><td>2001</td><td>2002</td></tr> <tr><td style="background-color: #f2f2f2;"></td><td></td><td style="background-color: #f2f2f2;"></td><td></td><td style="background-color: #f2f2f2;"></td><td></td><td style="background-color: #f2f2f2;"></td><td></td><td style="background-color: #f2f2f2;"></td><td></td></tr> <tr><td>2003</td><td>2004</td><td>2005</td><td>2006</td><td>2007</td><td>2008</td><td>2009</td><td>2010</td><td>2011</td><td>2012</td></tr> <tr><td style="background-color: #f2f2f2;"></td><td></td><td style="background-color: #f2f2f2;"></td><td></td><td style="background-color: #f2f2f2;"></td><td></td><td style="background-color: #f2f2f2;"></td><td></td><td style="background-color: #f2f2f2;"></td><td></td></tr> <tr><td>2013</td><td>2014</td><td>2015</td><td>2016</td><td>2017</td><td>2018</td><td>2019</td><td>2020</td><td>2021</td><td>2022</td></tr> <tr><td style="background-color: #003366; color: white;"></td><td></td><td style="background-color: #f2f2f2;"></td><td></td><td style="background-color: #f2f2f2;"></td><td></td><td style="background-color: #f2f2f2;"></td><td></td><td style="background-color: #f2f2f2;"></td><td></td></tr> </table> | | 1983 | 1984 | 1985 | 1986 | 1987 | 1988 | 1989 | 1990 | 1991 | 1992 | | | | | | | | | | | 1993 | 1994 | 1995 | 1996 | 1997 | 1998 | 1999 | 2000 | 2001 | 2002 | | | | | | | | | | | 2003 | 2004 | 2005 | 2006 | 2007 | 2008 | 2009 | 2010 | 2011 | 2012 | | | | | | | | | | | 2013 | 2014 | 2015 | 2016 | 2017 | 2018 | 2019 | 2020 | 2021 | 2022 | | | | | | | | | | |
| 1983 | 1984 | 1985 | 1986 | 1987 | 1988 | 1989 | 1990 | 1991 | 1992 | | | | | | | | | | | | | | | | | | | | | | | | | | | | | | | | | | | | | | | | | | | | | | | | | | | | | | | | | | | | | | | | | | | | | | | | |
| | | | | | | | | | | | | | | | | | | | | | | | | | | | | | | | | | | | | | | | | | | | | | | | | | | | | | | | | | | | | | | | | | | | | | | | | | | | | | | | | | |
| 1993 | 1994 | 1995 | 1996 | 1997 | 1998 | 1999 | 2000 | 2001 | 2002 | | | | | | | | | | | | | | | | | | | | | | | | | | | | | | | | | | | | | | | | | | | | | | | | | | | | | | | | | | | | | | | | | | | | | | | | |
| | | | | | | | | | | | | | | | | | | | | | | | | | | | | | | | | | | | | | | | | | | | | | | | | | | | | | | | | | | | | | | | | | | | | | | | | | | | | | | | | | |
| 2003 | 2004 | 2005 | 2006 | 2007 | 2008 | 2009 | 2010 | 2011 | 2012 | | | | | | | | | | | | | | | | | | | | | | | | | | | | | | | | | | | | | | | | | | | | | | | | | | | | | | | | | | | | | | | | | | | | | | | | |
| | | | | | | | | | | | | | | | | | | | | | | | | | | | | | | | | | | | | | | | | | | | | | | | | | | | | | | | | | | | | | | | | | | | | | | | | | | | | | | | | | |
| 2013 | 2014 | 2015 | 2016 | 2017 | 2018 | 2019 | 2020 | 2021 | 2022 | | | | | | | | | | | | | | | | | | | | | | | | | | | | | | | | | | | | | | | | | | | | | | | | | | | | | | | | | | | | | | | | | | | | | | | | |
| | | | | | | | | | | | | | | | | | | | | | | | | | | | | | | | | | | | | | | | | | | | | | | | | | | | | | | | | | | | | | | | | | | | | | | | | | | | | | | | | | |

Wording of the question

| | | | | | | | | | | | | | | | | | | | | | | | | | | | | | | | | | | | | | | | | | | | | | | | | | | | | | | | | | | | | | | | | | | | | | | | | | | | | | | | | | |
|--|---------------------------------|------------|-----------|------|------|------|-----------------------------|------|------|------|------|--|--|--|--|--|--|--|--|--|--|------|------|------|------|------|------|------|------|------|------|--|--|--|--|--|--|--|--|--|--|------|------|------|------|------|------|------|------|------|------|--|--|--|--|--|--|--|--|--|--|------|------|------|------|------|------|------|------|------|------|--|--|--|--|--|--|--|--|--|--|
| <p>04/2013</p> <p>In a case of default (or debt restructuring) of a member country of the European monetary union, do you expect the following public creditors to get preferred treatment (i.e. have senior status), each compared to private sector creditors?</p> <table border="1" style="margin: 10px auto; border-collapse: collapse;"> <tr> <td style="padding: 5px;">Temporary rescue facility, EFSF</td> <td style="padding: 5px; text-align: center;">yes [1]</td> <td style="padding: 5px; text-align: center;">no [2]</td> </tr> <tr> <td style="height: 15px;"></td> <td style="height: 15px;"></td> <td style="height: 15px;"></td> </tr> </table> | Temporary rescue facility, EFSF | yes [1] | no [2] | | | | <p>Variable description</p> | | | | | | | | | | | | | | | | | | | | | | | | | | | | | | | | | | | | | | | | | | | | | | | | | | | | | | | | | | | | | | | | | | | | | | | | | | |
| Temporary rescue facility, EFSF | yes [1] | no [2] | | | | | | | | | | | | | | | | | | | | | | | | | | | | | | | | | | | | | | | | | | | | | | | | | | | | | | | | | | | | | | | | | | | | | | | | | | | | | | | |
| | | | | | | | | | | | | | | | | | | | | | | | | | | | | | | | | | | | | | | | | | | | | | | | | | | | | | | | | | | | | | | | | | | | | | | | | | | | | | | | | | |
| <p>Time span of the variable</p> <table border="1" style="width: 100%; border-collapse: collapse; text-align: center;"> <tr><td>1983</td><td>1984</td><td>1985</td><td>1986</td><td>1987</td><td>1988</td><td>1989</td><td>1990</td><td>1991</td><td>1992</td></tr> <tr><td style="background-color: #f2f2f2;"></td><td></td><td style="background-color: #f2f2f2;"></td><td></td><td style="background-color: #f2f2f2;"></td><td></td><td style="background-color: #f2f2f2;"></td><td></td><td style="background-color: #f2f2f2;"></td><td></td></tr> <tr><td>1993</td><td>1994</td><td>1995</td><td>1996</td><td>1997</td><td>1998</td><td>1999</td><td>2000</td><td>2001</td><td>2002</td></tr> <tr><td style="background-color: #f2f2f2;"></td><td></td><td style="background-color: #f2f2f2;"></td><td></td><td style="background-color: #f2f2f2;"></td><td></td><td style="background-color: #f2f2f2;"></td><td></td><td style="background-color: #f2f2f2;"></td><td></td></tr> <tr><td>2003</td><td>2004</td><td>2005</td><td>2006</td><td>2007</td><td>2008</td><td>2009</td><td>2010</td><td>2011</td><td>2012</td></tr> <tr><td style="background-color: #f2f2f2;"></td><td></td><td style="background-color: #f2f2f2;"></td><td></td><td style="background-color: #f2f2f2;"></td><td></td><td style="background-color: #f2f2f2;"></td><td></td><td style="background-color: #f2f2f2;"></td><td></td></tr> <tr><td>2013</td><td>2014</td><td>2015</td><td>2016</td><td>2017</td><td>2018</td><td>2019</td><td>2020</td><td>2021</td><td>2022</td></tr> <tr><td style="background-color: #003366; color: white;"></td><td></td><td style="background-color: #f2f2f2;"></td><td></td><td style="background-color: #f2f2f2;"></td><td></td><td style="background-color: #f2f2f2;"></td><td></td><td style="background-color: #f2f2f2;"></td><td></td></tr> </table> | | 1983 | 1984 | 1985 | 1986 | 1987 | 1988 | 1989 | 1990 | 1991 | 1992 | | | | | | | | | | | 1993 | 1994 | 1995 | 1996 | 1997 | 1998 | 1999 | 2000 | 2001 | 2002 | | | | | | | | | | | 2003 | 2004 | 2005 | 2006 | 2007 | 2008 | 2009 | 2010 | 2011 | 2012 | | | | | | | | | | | 2013 | 2014 | 2015 | 2016 | 2017 | 2018 | 2019 | 2020 | 2021 | 2022 | | | | | | | | | | |
| 1983 | 1984 | 1985 | 1986 | 1987 | 1988 | 1989 | 1990 | 1991 | 1992 | | | | | | | | | | | | | | | | | | | | | | | | | | | | | | | | | | | | | | | | | | | | | | | | | | | | | | | | | | | | | | | | | | | | | | | | |
| | | | | | | | | | | | | | | | | | | | | | | | | | | | | | | | | | | | | | | | | | | | | | | | | | | | | | | | | | | | | | | | | | | | | | | | | | | | | | | | | | |
| 1993 | 1994 | 1995 | 1996 | 1997 | 1998 | 1999 | 2000 | 2001 | 2002 | | | | | | | | | | | | | | | | | | | | | | | | | | | | | | | | | | | | | | | | | | | | | | | | | | | | | | | | | | | | | | | | | | | | | | | | |
| | | | | | | | | | | | | | | | | | | | | | | | | | | | | | | | | | | | | | | | | | | | | | | | | | | | | | | | | | | | | | | | | | | | | | | | | | | | | | | | | | |
| 2003 | 2004 | 2005 | 2006 | 2007 | 2008 | 2009 | 2010 | 2011 | 2012 | | | | | | | | | | | | | | | | | | | | | | | | | | | | | | | | | | | | | | | | | | | | | | | | | | | | | | | | | | | | | | | | | | | | | | | | |
| | | | | | | | | | | | | | | | | | | | | | | | | | | | | | | | | | | | | | | | | | | | | | | | | | | | | | | | | | | | | | | | | | | | | | | | | | | | | | | | | | |
| 2013 | 2014 | 2015 | 2016 | 2017 | 2018 | 2019 | 2020 | 2021 | 2022 | | | | | | | | | | | | | | | | | | | | | | | | | | | | | | | | | | | | | | | | | | | | | | | | | | | | | | | | | | | | | | | | | | | | | | | | |
| | | | | | | | | | | | | | | | | | | | | | | | | | | | | | | | | | | | | | | | | | | | | | | | | | | | | | | | | | | | | | | | | | | | | | | | | | | | | | | | | | |

Wording of the question

| | | | | | | | |
|--|-------------------------------------|------------|-----------|--|--|--|-----------------------------|
| <p>04/2013</p> <p>In a case of default (or debt restructuring) of a member country of the European monetary union, do you expect the following public creditors to get preferred treatment (i.e. have senior status), each compared to private sector creditors?</p> <table border="1" style="margin: 10px auto; border-collapse: collapse;"> <tr> <td style="padding: 5px;">European Union (EFSM and bilateral)</td> <td style="padding: 5px; text-align: center;">yes [1]</td> <td style="padding: 5px; text-align: center;">no [2]</td> </tr> <tr> <td style="height: 15px;"></td> <td style="height: 15px;"></td> <td style="height: 15px;"></td> </tr> </table> | European Union (EFSM and bilateral) | yes [1] | no [2] | | | | <p>Variable description</p> |
| European Union (EFSM and bilateral) | yes [1] | no [2] | | | | | |
| | | | | | | | |

| 1983 | 1984 | 1985 | 1986 | 1987 | 1988 | 1989 | 1990 | 1991 | 1992 |
|------|------|------|------|------|------|------|------|------|------|
| | | | | | | | | | |
| 1993 | 1994 | 1995 | 1996 | 1997 | 1998 | 1999 | 2000 | 2001 | 2002 |
| | | | | | | | | | |
| 2003 | 2004 | 2005 | 2006 | 2007 | 2008 | 2009 | 2010 | 2011 | 2012 |
| | | | | | | | | | |
| 2013 | 2014 | 2015 | 2016 | 2017 | 2018 | 2019 | 2020 | 2021 | 2022 |
| | | | | | | | | | |

3.233) sq_201304_5 2013 Apr

Wording of the question

| | | | | | | | | | | |
|---|--|-----|----|--|-----|-----|--|--|--|----------------------|
| <p>04/2013</p> <p>In a case of default (or debt restructuring) of a member country of the European monetary union, do you expect the following public creditors to get preferred treatment (i.e. have senior status), each compared to private sector creditors?</p> <table border="1" style="margin-left: auto; margin-right: auto;"> <tr> <td style="width: 30%;">European System of Central Banks (incl. ECB)</td> <td style="width: 10%; text-align: center;">yes</td> <td style="width: 10%; text-align: center;">no</td> </tr> <tr> <td></td> <td style="text-align: center;">[1]</td> <td style="text-align: center;">[2]</td> </tr> <tr> <td>A) Collateralized Refinancing Operations</td> <td></td> <td></td> </tr> </table> | European System of Central Banks (incl. ECB) | yes | no | | [1] | [2] | A) Collateralized Refinancing Operations | | | Variable description |
| European System of Central Banks (incl. ECB) | yes | no | | | | | | | | |
| | [1] | [2] | | | | | | | | |
| A) Collateralized Refinancing Operations | | | | | | | | | | |

Time span of the variable

| 1983 | 1984 | 1985 | 1986 | 1987 | 1988 | 1989 | 1990 | 1991 | 1992 |
|------|------|------|------|------|------|------|------|------|------|
| | | | | | | | | | |
| 1993 | 1994 | 1995 | 1996 | 1997 | 1998 | 1999 | 2000 | 2001 | 2002 |
| | | | | | | | | | |
| 2003 | 2004 | 2005 | 2006 | 2007 | 2008 | 2009 | 2010 | 2011 | 2012 |
| | | | | | | | | | |
| 2013 | 2014 | 2015 | 2016 | 2017 | 2018 | 2019 | 2020 | 2021 | 2022 |
| | | | | | | | | | |

3.234) sq_201304_6 2013 Apr

Wording of the question

| | | | | | | | | | | |
|--|--|-----|----|--|-----|-----|-------------------|--|--|----------------------|
| <p>04/2013</p> <p>In a case of default (or debt restructuring) of a member country of the European monetary union, do you expect the following public creditors to get preferred treatment (i.e. have senior status), each compared to private sector creditors?</p> <table border="1" style="margin-left: auto; margin-right: auto;"> <tr> <td style="width: 30%;">European System of Central Banks (incl. ECB)</td> <td style="width: 10%; text-align: center;">yes</td> <td style="width: 10%; text-align: center;">no</td> </tr> <tr> <td></td> <td style="text-align: center;">[1]</td> <td style="text-align: center;">[2]</td> </tr> <tr> <td>B) Target2 claims</td> <td></td> <td></td> </tr> </table> | European System of Central Banks (incl. ECB) | yes | no | | [1] | [2] | B) Target2 claims | | | Variable description |
| European System of Central Banks (incl. ECB) | yes | no | | | | | | | | |
| | [1] | [2] | | | | | | | | |
| B) Target2 claims | | | | | | | | | | |

Time span of the variable

| 1983 | 1984 | 1985 | 1986 | 1987 | 1988 | 1989 | 1990 | 1991 | 1992 |
|------|------|------|------|------|------|------|------|------|------|
| | | | | | | | | | |
| 1993 | 1994 | 1995 | 1996 | 1997 | 1998 | 1999 | 2000 | 2001 | 2002 |
| | | | | | | | | | |
| 2003 | 2004 | 2005 | 2006 | 2007 | 2008 | 2009 | 2010 | 2011 | 2012 |
| | | | | | | | | | |

| | | | | | | | | | | |
|------|------|------|------|------|------|------|------|------|------|--|
| | | | | | | | | | | |
| 2013 | 2014 | 2015 | 2016 | 2017 | 2018 | 2019 | 2020 | 2021 | 2022 | |

3.235) sq_201304_7 2013 Apr

Wording of the question

| | | | | | | | | | | |
|---|--|-----|----|-----------------------------------|-----|-----|--|--|--|----------------------|
| <p>04/2013</p> <p>In a case of default (or debt restructuring) of a member country of the European monetary union, do you expect the following public creditors to get preferred treatment (i.e. have senior status), each compared to private sector creditors?</p> <table border="1" style="margin-left: auto; margin-right: auto;"> <tr> <td style="background-color: #e0f2f7;">European System of Central Banks (incl. ECB)</td> <td style="background-color: #e0f2f7;">yes</td> <td style="background-color: #e0f2f7;">no</td> </tr> <tr> <td style="background-color: #e0f2f7;">C) Old bond purchase program, SMP</td> <td style="background-color: #e0f2f7;">[1]</td> <td style="background-color: #e0f2f7;">[2]</td> </tr> <tr> <td style="background-color: #e0f2f7;"></td> <td style="background-color: #e0f2f7;"></td> <td style="background-color: #e0f2f7;"></td> </tr> </table> | European System of Central Banks (incl. ECB) | yes | no | C) Old bond purchase program, SMP | [1] | [2] | | | | Variable description |
| European System of Central Banks (incl. ECB) | yes | no | | | | | | | | |
| C) Old bond purchase program, SMP | [1] | [2] | | | | | | | | |
| | | | | | | | | | | |

Time span of the variable

| | | | | | | | | | | |
|------|------|------|------|------|------|------|------|------|------|--|
| | | | | | | | | | | |
| 1983 | 1984 | 1985 | 1986 | 1987 | 1988 | 1989 | 1990 | 1991 | 1992 | |
| | | | | | | | | | | |
| 1993 | 1994 | 1995 | 1996 | 1997 | 1998 | 1999 | 2000 | 2001 | 2002 | |
| | | | | | | | | | | |
| 2003 | 2004 | 2005 | 2006 | 2007 | 2008 | 2009 | 2010 | 2011 | 2012 | |
| | | | | | | | | | | |
| 2013 | 2014 | 2015 | 2016 | 2017 | 2018 | 2019 | 2020 | 2021 | 2022 | |

3.236) sq_201304_8 2013 Apr

Wording of the question

| | | | | | | | | | | |
|---|--|-----|----|-----------------------------------|-----|-----|--|--|--|----------------------|
| <p>04/2013</p> <p>In a case of default (or debt restructuring) of a member country of the European monetary union, do you expect the following public creditors to get preferred treatment (i.e. have senior status), each compared to private sector creditors?</p> <table border="1" style="margin-left: auto; margin-right: auto;"> <tr> <td style="background-color: #e0f2f7;">European System of Central Banks (incl. ECB)</td> <td style="background-color: #e0f2f7;">yes</td> <td style="background-color: #e0f2f7;">no</td> </tr> <tr> <td style="background-color: #e0f2f7;">D) New bond purchase program, OMT</td> <td style="background-color: #e0f2f7;">[1]</td> <td style="background-color: #e0f2f7;">[2]</td> </tr> <tr> <td style="background-color: #e0f2f7;"></td> <td style="background-color: #e0f2f7;"></td> <td style="background-color: #e0f2f7;"></td> </tr> </table> | European System of Central Banks (incl. ECB) | yes | no | D) New bond purchase program, OMT | [1] | [2] | | | | Variable description |
| European System of Central Banks (incl. ECB) | yes | no | | | | | | | | |
| D) New bond purchase program, OMT | [1] | [2] | | | | | | | | |
| | | | | | | | | | | |

Time span of the variable

| | | | | | | | | | | |
|------|------|------|------|------|------|------|------|------|------|--|
| | | | | | | | | | | |
| 1983 | 1984 | 1985 | 1986 | 1987 | 1988 | 1989 | 1990 | 1991 | 1992 | |
| | | | | | | | | | | |
| 1993 | 1994 | 1995 | 1996 | 1997 | 1998 | 1999 | 2000 | 2001 | 2002 | |
| | | | | | | | | | | |
| 2003 | 2004 | 2005 | 2006 | 2007 | 2008 | 2009 | 2010 | 2011 | 2012 | |
| | | | | | | | | | | |
| 2013 | 2014 | 2015 | 2016 | 2017 | 2018 | 2019 | 2020 | 2021 | 2022 | |

3.237) sq_201304_9 2013 Apr

Wording of the question

| | |
|---------|----------------------|
| 04/2013 | Variable description |
|---------|----------------------|

ICC has launched the World Trade Agenda initiative to promote international trade and investment as a debt-free stimulus to increase global economic growth and job creation. More specifically, its aims are

a) to harvest the progress already made and other "do-able" elements in the stalled Doha Round of multilateral trade negotiations, and

b) to advance trade and investment policy 'beyond Doha'.

| | | | |
|-----------------------------------|----------------|----------------------|--------------|
| How do you judge this initiative? | very important | moderately important | un-important |
| | [1] | [2] | [3] |

Time span of the variable

| | | | | | | | | | |
|------|------|------|------|------|------|------|------|------|------|
| 1983 | 1984 | 1985 | 1986 | 1987 | 1988 | 1989 | 1990 | 1991 | 1992 |
| 1993 | 1994 | 1995 | 1996 | 1997 | 1998 | 1999 | 2000 | 2001 | 2002 |
| 2003 | 2004 | 2005 | 2006 | 2007 | 2008 | 2009 | 2010 | 2011 | 2012 |
| 2013 | 2014 | 2015 | 2016 | 2017 | 2018 | 2019 | 2020 | 2021 | 2022 |

3.238) sq_201304_10 2013 Apr

Wording of the question

04/2013

ICC has launched the World Trade Agenda initiative to promote international trade and investment as a debt-free stimulus to increase global economic growth and job creation. More specifically, its aims are

a) to harvest the progress already made and other "do-able" elements in the stalled Doha Round of multilateral trade negotiations, and

b) to advance trade and investment policy 'beyond Doha'.

| | | | |
|--|----------------|----------------------|--------------|
| Please assess the following principal elements of ICC's World Trade Agenda according to their importance | very important | moderately important | un-important |
| Conclude a WTO agreement on trade facilitation to simplify customs procedures | [1] | [2] | [3] |

| |
|----------------------|
| Variable description |
|----------------------|

Time span of the variable

| | | | | | | | | | |
|------|------|------|------|------|------|------|------|------|------|
| 1983 | 1984 | 1985 | 1986 | 1987 | 1988 | 1989 | 1990 | 1991 | 1992 |
| 1993 | 1994 | 1995 | 1996 | 1997 | 1998 | 1999 | 2000 | 2001 | 2002 |
| 2003 | 2004 | 2005 | 2006 | 2007 | 2008 | 2009 | 2010 | 2011 | 2012 |
| 2013 | 2014 | 2015 | 2016 | 2017 | 2018 | 2019 | 2020 | 2021 | 2022 |

3.239) sq_201304_11 2013 Apr

Wording of the question

04/2013

ICC has launched the World Trade Agenda initiative to promote international trade and investment as a debt-free stimulus to increase global economic growth and job creation. More specifically, its aims are

a) to harvest the progress already made and other "do-able" elements in the stalled Doha Round of multilateral trade negotiations, and

b) to advance trade and investment policy 'beyond Doha'.

| |
|----------------------|
| Variable description |
|----------------------|

| | | | |
|--|----------------|-----------------------|--------------|
| Please assess the following principal elements of ICC's World Trade Agenda according to their importance | very important | mode-rately important | un-important |
| | [1] | [2] | [3] |
| Further reduce barriers to trade in information technology products and services by expanding product coverage of the WTO's Information Technology Agreement | | | |

Time span of the variable

| | | | | | | | | | |
|------|------|------|------|------|------|------|------|------|------|
| 1983 | 1984 | 1985 | 1986 | 1987 | 1988 | 1989 | 1990 | 1991 | 1992 |
| 1993 | 1994 | 1995 | 1996 | 1997 | 1998 | 1999 | 2000 | 2001 | 2002 |
| 2003 | 2004 | 2005 | 2006 | 2007 | 2008 | 2009 | 2010 | 2011 | 2012 |
| 2013 | 2014 | 2015 | 2016 | 2017 | 2018 | 2019 | 2020 | 2021 | 2022 |

3.240) sq_201304_12 2013 Apr

Wording of the question

| | | | | | | | | | | | | |
|---|--|----------------|-----------------------|--------------|-----|-----|-----|--|--|--|--|--|
| 04/2013 | Variable description | | | | | | | | | | | |
| <p>ICC has launched the World Trade Agenda initiative to promote international trade and investment as adebt-free stimulus to increase global economic growth and job creation. More specifically, its aims are</p> <p>a) to harvest the progress already made and other "do-able" elements in the stalled Doha Round of multilateral trade negotiations, and</p> <p>b) to advance trade and investment policy 'beyond Doha'.</p> | | | | | | | | | | | | |
| <table border="1"> <tr> <td rowspan="2">Please assess the following principal elements of ICC's World Trade Agenda according to their importance</td> <td>very important</td> <td>mode-rately important</td> <td>un-important</td> </tr> <tr> <td>[1]</td> <td>[2]</td> <td>[3]</td> </tr> <tr> <td>Begin work towards a multilateral framework for international investment</td> <td></td> <td></td> <td></td> </tr> </table> | Please assess the following principal elements of ICC's World Trade Agenda according to their importance | very important | mode-rately important | un-important | [1] | [2] | [3] | Begin work towards a multilateral framework for international investment | | | | |
| Please assess the following principal elements of ICC's World Trade Agenda according to their importance | | very important | mode-rately important | un-important | | | | | | | | |
| | [1] | [2] | [3] | | | | | | | | | |
| Begin work towards a multilateral framework for international investment | | | | | | | | | | | | |

Time span of the variable

| | | | | | | | | | |
|------|------|------|------|------|------|------|------|------|------|
| 1983 | 1984 | 1985 | 1986 | 1987 | 1988 | 1989 | 1990 | 1991 | 1992 |
| 1993 | 1994 | 1995 | 1996 | 1997 | 1998 | 1999 | 2000 | 2001 | 2002 |
| 2003 | 2004 | 2005 | 2006 | 2007 | 2008 | 2009 | 2010 | 2011 | 2012 |
| 2013 | 2014 | 2015 | 2016 | 2017 | 2018 | 2019 | 2020 | 2021 | 2022 |

3.241) sq_201304_13 2013 Apr

Wording of the question

| | | | | | | | | | | | | |
|---|--|----------------|-----------------------|--------------|-----|-----|-----|---|--|--|--|--|
| 04/2013 | Variable description | | | | | | | | | | | |
| <p>ICC has launched the World Trade Agenda initiative to promote international trade and investment as adebt-free stimulus to increase global economic growth and job creation. More specifically, its aims are</p> <p>a) to harvest the progress already made and other "do-able" elements in the stalled Doha Round of multilateral trade negotiations, and</p> <p>b) to advance trade and investment policy 'beyond Doha'.</p> | | | | | | | | | | | | |
| <table border="1"> <tr> <td rowspan="2">Please assess the following principal elements of ICC's World Trade Agenda according to their importance</td> <td>very important</td> <td>mode-rately important</td> <td>un-important</td> </tr> <tr> <td>[1]</td> <td>[2]</td> <td>[3]</td> </tr> <tr> <td>Liberalize trade in services through multilateral and</td> <td></td> <td></td> <td></td> </tr> </table> | Please assess the following principal elements of ICC's World Trade Agenda according to their importance | very important | mode-rately important | un-important | [1] | [2] | [3] | Liberalize trade in services through multilateral and | | | | |
| Please assess the following principal elements of ICC's World Trade Agenda according to their importance | | very important | mode-rately important | un-important | | | | | | | | |
| | [1] | [2] | [3] | | | | | | | | | |
| Liberalize trade in services through multilateral and | | | | | | | | | | | | |

| | | | |
|---------------------------------|--|--|--|
| sectoral negotiating approaches | | | |
| | | | |

Time span of the variable

| | | | | | | | | | |
|------|------|------|------|------|------|------|------|------|------|
| 1983 | 1984 | 1985 | 1986 | 1987 | 1988 | 1989 | 1990 | 1991 | 1992 |
| | | | | | | | | | |
| 1993 | 1994 | 1995 | 1996 | 1997 | 1998 | 1999 | 2000 | 2001 | 2002 |
| | | | | | | | | | |
| 2003 | 2004 | 2005 | 2006 | 2007 | 2008 | 2009 | 2010 | 2011 | 2012 |
| | | | | | | | | | |
| 2013 | 2014 | 2015 | 2016 | 2017 | 2018 | 2019 | 2020 | 2021 | 2022 |
| | | | | | | | | | |

3.242) sq_201304_14 2013 Apr

Wording of the question

| | | | | | | | | | |
|---|--|----------------------|----------------------|--------------|---|-----|-----|-----|----------------------|
| <p>04/2013</p> <p>ICC has launched the World Trade Agenda initiative to promote international trade and investment as a debt-free stimulus to increase global economic growth and job creation. More specifically, its aims are</p> <p>a) to harvest the progress already made and other “do-able” elements in the stalled Doha Round of multilateral trade negotiations, and</p> <p>b) to advance trade and investment policy ‘beyond Doha’.</p> <table border="1" style="margin-top: 10px;"> <tr> <td style="background-color: #e0f2f7;">Please assess the following principal elements of ICC’s World Trade Agenda according to their importance</td> <td style="background-color: #e0f2f7;">very important</td> <td style="background-color: #e0f2f7;">moderately important</td> <td style="background-color: #e0f2f7;">un-important</td> </tr> <tr> <td style="background-color: #e0f2f7;">Lower barriers to trade in environmental goods and services</td> <td style="background-color: #e0f2f7;">[1]</td> <td style="background-color: #e0f2f7;">[2]</td> <td style="background-color: #e0f2f7;">[3]</td> </tr> </table> | Please assess the following principal elements of ICC’s World Trade Agenda according to their importance | very important | moderately important | un-important | Lower barriers to trade in environmental goods and services | [1] | [2] | [3] | Variable description |
| Please assess the following principal elements of ICC’s World Trade Agenda according to their importance | very important | moderately important | un-important | | | | | | |
| Lower barriers to trade in environmental goods and services | [1] | [2] | [3] | | | | | | |

Time span of the variable

| | | | | | | | | | |
|------|------|------|------|------|------|------|------|------|------|
| 1983 | 1984 | 1985 | 1986 | 1987 | 1988 | 1989 | 1990 | 1991 | 1992 |
| | | | | | | | | | |
| 1993 | 1994 | 1995 | 1996 | 1997 | 1998 | 1999 | 2000 | 2001 | 2002 |
| | | | | | | | | | |
| 2003 | 2004 | 2005 | 2006 | 2007 | 2008 | 2009 | 2010 | 2011 | 2012 |
| | | | | | | | | | |
| 2013 | 2014 | 2015 | 2016 | 2017 | 2018 | 2019 | 2020 | 2021 | 2022 |
| | | | | | | | | | |

3.243) sq_201304_15 2013 Apr

Wording of the question

| | | | | | | | | | |
|--|--|----------------------|----------------------|--------------|--|-----|-----|-----|----------------------|
| <p>04/2013</p> <p>ICC has launched the World Trade Agenda initiative to promote international trade and investment as a debt-free stimulus to increase global economic growth and job creation. More specifically, its aims are</p> <p>a) to harvest the progress already made and other “do-able” elements in the stalled Doha Round of multilateral trade negotiations, and</p> <p>b) to advance trade and investment policy ‘beyond Doha’.</p> <table border="1" style="margin-top: 10px;"> <tr> <td style="background-color: #e0f2f7;">Please assess the following principal elements of ICC’s World Trade Agenda according to their importance</td> <td style="background-color: #e0f2f7;">very important</td> <td style="background-color: #e0f2f7;">moderately important</td> <td style="background-color: #e0f2f7;">un-important</td> </tr> <tr> <td style="background-color: #e0f2f7;">Foster compatibility and complementarity between WTO rules and the rules of regional and preferential trade agreements</td> <td style="background-color: #e0f2f7;">[1]</td> <td style="background-color: #e0f2f7;">[2]</td> <td style="background-color: #e0f2f7;">[3]</td> </tr> </table> | Please assess the following principal elements of ICC’s World Trade Agenda according to their importance | very important | moderately important | un-important | Foster compatibility and complementarity between WTO rules and the rules of regional and preferential trade agreements | [1] | [2] | [3] | Variable description |
| Please assess the following principal elements of ICC’s World Trade Agenda according to their importance | very important | moderately important | un-important | | | | | | |
| Foster compatibility and complementarity between WTO rules and the rules of regional and preferential trade agreements | [1] | [2] | [3] | | | | | | |

Time span of the variable

| | | | | | | | | | |
|------|------|------|------|------|------|------|------|------|------|
| 1983 | 1984 | 1985 | 1986 | 1987 | 1988 | 1989 | 1990 | 1991 | 1992 |
| 1993 | 1994 | 1995 | 1996 | 1997 | 1998 | 1999 | 2000 | 2001 | 2002 |
| 2003 | 2004 | 2005 | 2006 | 2007 | 2008 | 2009 | 2010 | 2011 | 2012 |
| 2013 | 2014 | 2015 | 2016 | 2017 | 2018 | 2019 | 2020 | 2021 | 2022 |

3.244) sq_201304_16

2013

Apr

Wording of the question

04/2013

ICC has launched the World Trade Agenda initiative to promote international trade and investment as a debt-free stimulus to increase global economic growth and job creation. More specifically, its aims are

a) to harvest the progress already made and other "do-able" elements in the stalled Doha Round of multilateral trade negotiations, and

b) to advance trade and investment policy 'beyond Doha'.

| | | | |
|--|----------------|----------------------|--------------|
| Please assess the following principal elements of ICC's World Trade Agenda according to their importance | very important | moderately important | un-important |
| Explore new multilateral negotiating approaches better adapted to the 21st. century | [1] | [2] | [3] |

| |
|----------------------|
| Variable description |
|----------------------|

Time span of the variable

| | | | | | | | | | |
|------|------|------|------|------|------|------|------|------|------|
| 1983 | 1984 | 1985 | 1986 | 1987 | 1988 | 1989 | 1990 | 1991 | 1992 |
| 1993 | 1994 | 1995 | 1996 | 1997 | 1998 | 1999 | 2000 | 2001 | 2002 |
| 2003 | 2004 | 2005 | 2006 | 2007 | 2008 | 2009 | 2010 | 2011 | 2012 |
| 2013 | 2014 | 2015 | 2016 | 2017 | 2018 | 2019 | 2020 | 2021 | 2022 |

3.245) sq_201307_1

2013

Jul

Wording of the question

07/2013

Which tax do you find **most burdensome in administrative terms (bureaucracy)** for business in your country?

| | | | | |
|----------------------|------------------|--------------|-----------------------|--|
| Corporate income tax | VAT/ sales taxes | Energy taxes | Branch-specific taxes | Employers' social security contributions |
| [1] | [2] | [3] | [4] | [5] |

| |
|----------------------|
| Variable description |
|----------------------|

Time span of the variable

| | | | | | | | | | |
|------|------|------|------|------|------|------|------|------|------|
| 1983 | 1984 | 1985 | 1986 | 1987 | 1988 | 1989 | 1990 | 1991 | 1992 |
| 1993 | 1994 | 1995 | 1996 | 1997 | 1998 | 1999 | 2000 | 2001 | 2002 |

| | | | | | | | | | |
|------|------|------|------|------|------|------|------|------|------|
| 2003 | 2004 | 2005 | 2006 | 2007 | 2008 | 2009 | 2010 | 2011 | 2012 |
| 2013 | 2014 | 2015 | 2016 | 2017 | 2018 | 2019 | 2020 | 2021 | 2022 |

3.246) sq_201307_2

2013

Jul

Wording of the question

| | | | | | | | |
|--|---|---|---------|-----|-----|-----|----------------------|
| <p>07/2013</p> <p>Does business in your country consider that legal tax competition between countries is</p> <table border="1" style="margin-left: auto; margin-right: auto;"> <tr> <td style="text-align: center;">beneficial</td> <td style="text-align: center;">potentially harmful if not limited by international agreement</td> <td style="text-align: center;">harmful</td> </tr> <tr> <td style="text-align: center;">[1]</td> <td style="text-align: center;">[2]</td> <td style="text-align: center;">[3]</td> </tr> </table> | beneficial | potentially harmful if not limited by international agreement | harmful | [1] | [2] | [3] | Variable description |
| beneficial | potentially harmful if not limited by international agreement | harmful | | | | | |
| [1] | [2] | [3] | | | | | |

Time span of the variable

| | | | | | | | | | |
|------|------|------|------|------|------|------|------|------|------|
| 1983 | 1984 | 1985 | 1986 | 1987 | 1988 | 1989 | 1990 | 1991 | 1992 |
| 1993 | 1994 | 1995 | 1996 | 1997 | 1998 | 1999 | 2000 | 2001 | 2002 |
| 2003 | 2004 | 2005 | 2006 | 2007 | 2008 | 2009 | 2010 | 2011 | 2012 |
| 2013 | 2014 | 2015 | 2016 | 2017 | 2018 | 2019 | 2020 | 2021 | 2022 |

3.247) sq_201310_1

2013

Oct

Wording of the question

| | | | | | | | | | | | |
|---|---|----------------|-----------------|-------------------|-------------------|--|-----|-----|-----|-----|----------------------|
| <p>10/2013</p> <p>The 9th Ministerial Conference of the World Trade Organization (WTO) is taking place in Indonesia this coming December.</p> <table border="1" style="margin-left: auto; margin-right: auto;"> <tr> <td style="text-align: center;">Do you agree that governments should conclude an agreement on trade facilitation to simplify customs procedures?</td> <td style="text-align: center;">strongly agree</td> <td style="text-align: center;">rather agree</td> <td style="text-align: center;">rather disagree</td> <td style="text-align: center;">strongly disagree</td> </tr> <tr> <td></td> <td style="text-align: center;">[1]</td> <td style="text-align: center;">[2]</td> <td style="text-align: center;">[3]</td> <td style="text-align: center;">[4]</td> </tr> </table> | Do you agree that governments should conclude an agreement on trade facilitation to simplify customs procedures? | strongly agree | rather agree | rather disagree | strongly disagree | | [1] | [2] | [3] | [4] | Variable description |
| Do you agree that governments should conclude an agreement on trade facilitation to simplify customs procedures? | strongly agree | rather agree | rather disagree | strongly disagree | | | | | | | |
| | [1] | [2] | [3] | [4] | | | | | | | |

Time span of the variable

| | | | | | | | | | |
|------|------|------|------|------|------|------|------|------|------|
| 1983 | 1984 | 1985 | 1986 | 1987 | 1988 | 1989 | 1990 | 1991 | 1992 |
| 1993 | 1994 | 1995 | 1996 | 1997 | 1998 | 1999 | 2000 | 2001 | 2002 |
| 2003 | 2004 | 2005 | 2006 | 2007 | 2008 | 2009 | 2010 | 2011 | 2012 |
| 2013 | 2014 | 2015 | 2016 | 2017 | 2018 | 2019 | 2020 | 2021 | 2022 |

3.248) sq_201310_2

2013

Oct

Wording of the question

| | | | | | | | | | | | | | | | | | | | | | | | | | | | | | | | | | | | | | | | | | |
|---|---|----------------|-----------------|-------------------|-------------------|------|------|------|------|------|------|------|------|------|------|----------------------|------|------|------|------|------|------|------|------|------|------|------|------|------|------|------|------|------|------|------|------|------|------|------|------|------|
| <p>10/2013</p> <p>The 9th Ministerial Conference of the World Trade Organization (WTO) is taking place in Indonesia this coming December.</p> <table border="1" style="margin: 10px auto;"> <tr> <td style="background-color: #e0f2f7;">Looking beyond the Doha Round, do you agree that governments should agree to employ alternative, pragmatic negotiating approaches to liberalize world trade within a multilateral framework, including plurilateral and sectoral approaches where useful?</td> <td style="background-color: #e0f2f7;">strongly agree</td> <td style="background-color: #e0f2f7;">rather agree</td> <td style="background-color: #e0f2f7;">rather disagree</td> <td style="background-color: #e0f2f7;">strongly disagree</td> </tr> <tr> <td></td> <td style="background-color: #e0f2f7;">[1]</td> <td style="background-color: #e0f2f7;">[2]</td> <td style="background-color: #e0f2f7;">[3]</td> <td style="background-color: #e0f2f7;">[4]</td> </tr> <tr> <td></td> <td></td> <td></td> <td></td> <td></td> </tr> </table> | Looking beyond the Doha Round, do you agree that governments should agree to employ alternative, pragmatic negotiating approaches to liberalize world trade within a multilateral framework , including plurilateral and sectoral approaches where useful? | strongly agree | rather agree | rather disagree | strongly disagree | | [1] | [2] | [3] | [4] | | | | | | Variable description | | | | | | | | | | | | | | | | | | | | | | | | | |
| Looking beyond the Doha Round, do you agree that governments should agree to employ alternative, pragmatic negotiating approaches to liberalize world trade within a multilateral framework , including plurilateral and sectoral approaches where useful? | strongly agree | rather agree | rather disagree | strongly disagree | | | | | | | | | | | | | | | | | | | | | | | | | | | | | | | | | | | | | |
| | [1] | [2] | [3] | [4] | | | | | | | | | | | | | | | | | | | | | | | | | | | | | | | | | | | | | |
| | | | | | | | | | | | | | | | | | | | | | | | | | | | | | | | | | | | | | | | | | |
| <p>Time span of the variable</p> <table border="1" style="width: 100%; text-align: center;"> <tr><td style="background-color: #e0f2f7;">1983</td><td style="background-color: #e0f2f7;">1984</td><td style="background-color: #e0f2f7;">1985</td><td style="background-color: #e0f2f7;">1986</td><td style="background-color: #e0f2f7;">1987</td><td style="background-color: #e0f2f7;">1988</td><td style="background-color: #e0f2f7;">1989</td><td style="background-color: #e0f2f7;">1990</td><td style="background-color: #e0f2f7;">1991</td><td style="background-color: #e0f2f7;">1992</td></tr> <tr><td style="background-color: #e0f2f7;">1993</td><td style="background-color: #e0f2f7;">1994</td><td style="background-color: #e0f2f7;">1995</td><td style="background-color: #e0f2f7;">1996</td><td style="background-color: #e0f2f7;">1997</td><td style="background-color: #e0f2f7;">1998</td><td style="background-color: #e0f2f7;">1999</td><td style="background-color: #e0f2f7;">2000</td><td style="background-color: #e0f2f7;">2001</td><td style="background-color: #e0f2f7;">2002</td></tr> <tr><td style="background-color: #e0f2f7;">2003</td><td style="background-color: #e0f2f7;">2004</td><td style="background-color: #e0f2f7;">2005</td><td style="background-color: #e0f2f7;">2006</td><td style="background-color: #e0f2f7;">2007</td><td style="background-color: #e0f2f7;">2008</td><td style="background-color: #e0f2f7;">2009</td><td style="background-color: #e0f2f7;">2010</td><td style="background-color: #e0f2f7;">2011</td><td style="background-color: #e0f2f7;">2012</td></tr> <tr><td style="background-color: #e0f2f7;">2013</td><td style="background-color: #e0f2f7;">2014</td><td style="background-color: #e0f2f7;">2015</td><td style="background-color: #e0f2f7;">2016</td><td style="background-color: #e0f2f7;">2017</td><td style="background-color: #e0f2f7;">2018</td><td style="background-color: #e0f2f7;">2019</td><td style="background-color: #e0f2f7;">2020</td><td style="background-color: #e0f2f7;">2021</td><td style="background-color: #e0f2f7;">2022</td></tr> </table> | | 1983 | 1984 | 1985 | 1986 | 1987 | 1988 | 1989 | 1990 | 1991 | 1992 | 1993 | 1994 | 1995 | 1996 | 1997 | 1998 | 1999 | 2000 | 2001 | 2002 | 2003 | 2004 | 2005 | 2006 | 2007 | 2008 | 2009 | 2010 | 2011 | 2012 | 2013 | 2014 | 2015 | 2016 | 2017 | 2018 | 2019 | 2020 | 2021 | 2022 |
| 1983 | 1984 | 1985 | 1986 | 1987 | 1988 | 1989 | 1990 | 1991 | 1992 | | | | | | | | | | | | | | | | | | | | | | | | | | | | | | | | |
| 1993 | 1994 | 1995 | 1996 | 1997 | 1998 | 1999 | 2000 | 2001 | 2002 | | | | | | | | | | | | | | | | | | | | | | | | | | | | | | | | |
| 2003 | 2004 | 2005 | 2006 | 2007 | 2008 | 2009 | 2010 | 2011 | 2012 | | | | | | | | | | | | | | | | | | | | | | | | | | | | | | | | |
| 2013 | 2014 | 2015 | 2016 | 2017 | 2018 | 2019 | 2020 | 2021 | 2022 | | | | | | | | | | | | | | | | | | | | | | | | | | | | | | | | |

3.249) sq_201401_1 2014 Jan

Wording of the question

| | | | | | | | | | | | | | | | | | | | | | | | | | | | | | | | | | | | | | | | | | |
|---|-----------------|-------------------|-------------------|-------------------|-------------------|-----------------|------|------|------|------|------|------|------|------|------|------|------|------|----------------------|------|------|------|------|------|------|------|------|------|------|------|------|------|------|------|------|------|------|------|------|------|------|
| <p>01/2014</p> <p>How would a less expansionary monetary policy in the US ("tapering") affect the following components in this country?.</p> <table border="1" style="margin: 10px auto;"> <tr> <td style="background-color: #e0f2f7;">GDP</td> <td style="background-color: #e0f2f7;">Strong increase</td> <td style="background-color: #e0f2f7;">Moderate increase</td> <td style="background-color: #e0f2f7;">No change</td> <td style="background-color: #e0f2f7;">Moderate decrease</td> <td style="background-color: #e0f2f7;">Strong decrease</td> </tr> <tr> <td></td> <td style="background-color: #e0f2f7;">[1]</td> <td style="background-color: #e0f2f7;">[2]</td> <td style="background-color: #e0f2f7;">[3]</td> <td style="background-color: #e0f2f7;">[4]</td> <td style="background-color: #e0f2f7;">[5]</td> </tr> <tr> <td></td> <td></td> <td></td> <td></td> <td></td> <td></td> </tr> </table> | GDP | Strong increase | Moderate increase | No change | Moderate decrease | Strong decrease | | [1] | [2] | [3] | [4] | [5] | | | | | | | Variable description | | | | | | | | | | | | | | | | | | | | | | |
| GDP | Strong increase | Moderate increase | No change | Moderate decrease | Strong decrease | | | | | | | | | | | | | | | | | | | | | | | | | | | | | | | | | | | | |
| | [1] | [2] | [3] | [4] | [5] | | | | | | | | | | | | | | | | | | | | | | | | | | | | | | | | | | | | |
| | | | | | | | | | | | | | | | | | | | | | | | | | | | | | | | | | | | | | | | | | |
| <p>Time span of the variable</p> <table border="1" style="width: 100%; text-align: center;"> <tr><td style="background-color: #e0f2f7;">1983</td><td style="background-color: #e0f2f7;">1984</td><td style="background-color: #e0f2f7;">1985</td><td style="background-color: #e0f2f7;">1986</td><td style="background-color: #e0f2f7;">1987</td><td style="background-color: #e0f2f7;">1988</td><td style="background-color: #e0f2f7;">1989</td><td style="background-color: #e0f2f7;">1990</td><td style="background-color: #e0f2f7;">1991</td><td style="background-color: #e0f2f7;">1992</td></tr> <tr><td style="background-color: #e0f2f7;">1993</td><td style="background-color: #e0f2f7;">1994</td><td style="background-color: #e0f2f7;">1995</td><td style="background-color: #e0f2f7;">1996</td><td style="background-color: #e0f2f7;">1997</td><td style="background-color: #e0f2f7;">1998</td><td style="background-color: #e0f2f7;">1999</td><td style="background-color: #e0f2f7;">2000</td><td style="background-color: #e0f2f7;">2001</td><td style="background-color: #e0f2f7;">2002</td></tr> <tr><td style="background-color: #e0f2f7;">2003</td><td style="background-color: #e0f2f7;">2004</td><td style="background-color: #e0f2f7;">2005</td><td style="background-color: #e0f2f7;">2006</td><td style="background-color: #e0f2f7;">2007</td><td style="background-color: #e0f2f7;">2008</td><td style="background-color: #e0f2f7;">2009</td><td style="background-color: #e0f2f7;">2010</td><td style="background-color: #e0f2f7;">2011</td><td style="background-color: #e0f2f7;">2012</td></tr> <tr><td style="background-color: #e0f2f7;">2013</td><td style="background-color: #e0f2f7;">2014</td><td style="background-color: #e0f2f7;">2015</td><td style="background-color: #e0f2f7;">2016</td><td style="background-color: #e0f2f7;">2017</td><td style="background-color: #e0f2f7;">2018</td><td style="background-color: #e0f2f7;">2019</td><td style="background-color: #e0f2f7;">2020</td><td style="background-color: #e0f2f7;">2021</td><td style="background-color: #e0f2f7;">2022</td></tr> </table> | | 1983 | 1984 | 1985 | 1986 | 1987 | 1988 | 1989 | 1990 | 1991 | 1992 | 1993 | 1994 | 1995 | 1996 | 1997 | 1998 | 1999 | 2000 | 2001 | 2002 | 2003 | 2004 | 2005 | 2006 | 2007 | 2008 | 2009 | 2010 | 2011 | 2012 | 2013 | 2014 | 2015 | 2016 | 2017 | 2018 | 2019 | 2020 | 2021 | 2022 |
| 1983 | 1984 | 1985 | 1986 | 1987 | 1988 | 1989 | 1990 | 1991 | 1992 | | | | | | | | | | | | | | | | | | | | | | | | | | | | | | | | |
| 1993 | 1994 | 1995 | 1996 | 1997 | 1998 | 1999 | 2000 | 2001 | 2002 | | | | | | | | | | | | | | | | | | | | | | | | | | | | | | | | |
| 2003 | 2004 | 2005 | 2006 | 2007 | 2008 | 2009 | 2010 | 2011 | 2012 | | | | | | | | | | | | | | | | | | | | | | | | | | | | | | | | |
| 2013 | 2014 | 2015 | 2016 | 2017 | 2018 | 2019 | 2020 | 2021 | 2022 | | | | | | | | | | | | | | | | | | | | | | | | | | | | | | | | |

3.250) sq_201401_2 2014 Jan

Wording of the question

| | | | | | | | | | | | | | | | | | | | |
|--|---------------------------------------|-------------------|-------------------|-------------------|-------------------|-----------------|--|-----|-----|-----|-----|-----|--|--|--|--|--|--|----------------------|
| <p>01/2014</p> <p>How would a less expansionary monetary policy in the US ("tapering") affect the following components in this country?.</p> <table border="1" style="margin: 10px auto;"> <tr> <td style="background-color: #e0f2f7;">Exchange rate per US dollar (x:US \$)</td> <td style="background-color: #e0f2f7;">Strong increase</td> <td style="background-color: #e0f2f7;">Moderate increase</td> <td style="background-color: #e0f2f7;">No change</td> <td style="background-color: #e0f2f7;">Moderate decrease</td> <td style="background-color: #e0f2f7;">Strong decrease</td> </tr> <tr> <td></td> <td style="background-color: #e0f2f7;">[1]</td> <td style="background-color: #e0f2f7;">[2]</td> <td style="background-color: #e0f2f7;">[3]</td> <td style="background-color: #e0f2f7;">[4]</td> <td style="background-color: #e0f2f7;">[5]</td> </tr> <tr> <td></td> <td></td> <td></td> <td></td> <td></td> <td></td> </tr> </table> | Exchange rate per US dollar (x:US \$) | Strong increase | Moderate increase | No change | Moderate decrease | Strong decrease | | [1] | [2] | [3] | [4] | [5] | | | | | | | Variable description |
| Exchange rate per US dollar (x:US \$) | Strong increase | Moderate increase | No change | Moderate decrease | Strong decrease | | | | | | | | | | | | | | |
| | [1] | [2] | [3] | [4] | [5] | | | | | | | | | | | | | | |
| | | | | | | | | | | | | | | | | | | | |

| | | | | | | | | | |
|------|------|------|------|------|------|------|------|------|------|
| 1983 | 1984 | 1985 | 1986 | 1987 | 1988 | 1989 | 1990 | 1991 | 1992 |
| 1993 | 1994 | 1995 | 1996 | 1997 | 1998 | 1999 | 2000 | 2001 | 2002 |
| 2003 | 2004 | 2005 | 2006 | 2007 | 2008 | 2009 | 2010 | 2011 | 2012 |
| 2013 | 2014 | 2015 | 2016 | 2017 | 2018 | 2019 | 2020 | 2021 | 2022 |

3.251)

sq_201401_3

2014

Jan

Wording of the question

01/2014

How would a less expansionary monetary policy in the US ("tapering") affect the following components in this country?.

| | | | | | |
|--|--------------------|----------------------|--------------|----------------------|--------------------|
| Portfolio - investments by foreigners | Strong increase | Moderate increase | No change | Moderate decrease | Strong decrease |
| | [1] | [2] | [3] | [4] | [5] |

| |
|----------------------|
| Variable description |
|----------------------|

Time span of the variable

| | | | | | | | | | |
|------|------|------|------|------|------|------|------|------|------|
| 1983 | 1984 | 1985 | 1986 | 1987 | 1988 | 1989 | 1990 | 1991 | 1992 |
| 1993 | 1994 | 1995 | 1996 | 1997 | 1998 | 1999 | 2000 | 2001 | 2002 |
| 2003 | 2004 | 2005 | 2006 | 2007 | 2008 | 2009 | 2010 | 2011 | 2012 |
| 2013 | 2014 | 2015 | 2016 | 2017 | 2018 | 2019 | 2020 | 2021 | 2022 |

3.252)

sq_201401_4

2014

Jan

Wording of the question

01/2014

How would a less expansionary monetary policy in the US ("tapering") affect the following components in this country?.

| | | | | | |
|-----------------------------|--------------------|----------------------|--------------|----------------------|--------------------|
| Long-term interest rates | Strong increase | Moderate increase | No change | Moderate decrease | Strong decrease |
| | [1] | [2] | [3] | [4] | [5] |

| |
|----------------------|
| Variable description |
|----------------------|

Time span of the variable

| | | | | | | | | | |
|------|------|------|------|------|------|------|------|------|------|
| 1983 | 1984 | 1985 | 1986 | 1987 | 1988 | 1989 | 1990 | 1991 | 1992 |
| 1993 | 1994 | 1995 | 1996 | 1997 | 1998 | 1999 | 2000 | 2001 | 2002 |
| 2003 | 2004 | 2005 | 2006 | 2007 | 2008 | 2009 | 2010 | 2011 | 2012 |

| | | | | | | | | | |
|------|------|------|------|------|------|------|------|------|------|
| 2013 | 2014 | 2015 | 2016 | 2017 | 2018 | 2019 | 2020 | 2021 | 2022 |
|------|------|------|------|------|------|------|------|------|------|

3.253) sq_201404_1 2014 Apr

Wording of the question

| | | | | | |
|--|----------------------|----------------|--------------|-----------------|-------------------|
| 04/2014 | Variable description | | | | |
| <p>Major central banks around the world adopted large-scale purchases of government bonds as a response to the financial crisis. Please evaluate the following statements:</p> | | | | | |
| <p>In general, large-scale government bond purchases are likely to...</p> | | strongly agree | rather agree | rather disagree | strongly disagree |
| <p>be an effective policy tool to combat deflationary spirals</p> | | [1] | [2] | [3] | [4] |

Time span of the variable

| | | | | | | | | | |
|------|------|------|------|------|------|------|------|------|------|
| 1983 | 1984 | 1985 | 1986 | 1987 | 1988 | 1989 | 1990 | 1991 | 1992 |
| 1993 | 1994 | 1995 | 1996 | 1997 | 1998 | 1999 | 2000 | 2001 | 2002 |
| 2003 | 2004 | 2005 | 2006 | 2007 | 2008 | 2009 | 2010 | 2011 | 2012 |
| 2013 | 2014 | 2015 | 2016 | 2017 | 2018 | 2019 | 2020 | 2021 | 2022 |

3.254) sq_201404_2 2014 Apr

Wording of the question

| | | | | | |
|--|----------------------|----------------|--------------|-----------------|-------------------|
| 04/2014 | Variable description | | | | |
| <p>Major central banks around the world adopted large-scale purchases of government bonds as a response to the financial crisis. Please evaluate the following statements:</p> | | | | | |
| <p>In general, large-scale government bond purchases are likely to...</p> | | strongly agree | rather agree | rather disagree | strongly disagree |
| <p>lead to high inflation in the medium-term due to excess central bank money</p> | | [1] | [2] | [3] | [4] |

Time span of the variable

| | | | | | | | | | |
|------|------|------|------|------|------|------|------|------|------|
| 1983 | 1984 | 1985 | 1986 | 1987 | 1988 | 1989 | 1990 | 1991 | 1992 |
| 1993 | 1994 | 1995 | 1996 | 1997 | 1998 | 1999 | 2000 | 2001 | 2002 |
| 2003 | 2004 | 2005 | 2006 | 2007 | 2008 | 2009 | 2010 | 2011 | 2012 |
| 2013 | 2014 | 2015 | 2016 | 2017 | 2018 | 2019 | 2020 | 2021 | 2022 |

3.255) sq_201404_3 2014 Apr

Wording of the question

| | |
|---------|----------------------|
| 04/2014 | Variable description |
|---------|----------------------|

Major central banks around the world adopted large-scale purchases of government bonds as a response to the financial crisis. Please evaluate the following statements:

| | | | | |
|---|----------------|--------------|-----------------|-------------------|
| In general, large-scale government bond purchases are likely to... reduce public and private sector funding costs | strongly agree | rather agree | rather disagree | strongly disagree |
| | [1] | [2] | [3] | [4] |

Time span of the variable

| | | | | | | | | | |
|------|------|------|------|------|------|------|------|------|------|
| 1983 | 1984 | 1985 | 1986 | 1987 | 1988 | 1989 | 1990 | 1991 | 1992 |
| 1993 | 1994 | 1995 | 1996 | 1997 | 1998 | 1999 | 2000 | 2001 | 2002 |
| 2003 | 2004 | 2005 | 2006 | 2007 | 2008 | 2009 | 2010 | 2011 | 2012 |
| 2013 | 2014 | 2015 | 2016 | 2017 | 2018 | 2019 | 2020 | 2021 | 2022 |

3.256) sq_201404_4

2014 Apr

Wording of the question

04/2014

Major central banks around the world adopted large-scale purchases of government bonds as a response to the financial crisis. Please evaluate the following statements:

| | | | | |
|--|----------------|--------------|-----------------|-------------------|
| In general, large-scale government bond purchases are likely to... reduce fiscal discipline in the medium-term | strongly agree | rather agree | rather disagree | strongly disagree |
| | [1] | [2] | [3] | [4] |

Variable description

Time span of the variable

| | | | | | | | | | |
|------|------|------|------|------|------|------|------|------|------|
| 1983 | 1984 | 1985 | 1986 | 1987 | 1988 | 1989 | 1990 | 1991 | 1992 |
| 1993 | 1994 | 1995 | 1996 | 1997 | 1998 | 1999 | 2000 | 2001 | 2002 |
| 2003 | 2004 | 2005 | 2006 | 2007 | 2008 | 2009 | 2010 | 2011 | 2012 |
| 2013 | 2014 | 2015 | 2016 | 2017 | 2018 | 2019 | 2020 | 2021 | 2022 |

3.257) sq_201404_5

2014 Apr

Wording of the question

04/2014

Major central banks around the world adopted large-scale purchases of government bonds as a response to the financial crisis. Please evaluate the following statements:

| | | | | |
|--|----------------|--------------|-----------------|-------------------|
| In general, large-scale government bond purchases are likely to... allow more time to introduce structural reforms | strongly agree | rather agree | rather disagree | strongly disagree |
| | [1] | [2] | [3] | [4] |

Variable description

Time span of the variable

| | | | | | | | | | |
|------|------|------|------|------|------|------|------|------|------|
| 1983 | 1984 | 1985 | 1986 | 1987 | 1988 | 1989 | 1990 | 1991 | 1992 |
| 1993 | 1994 | 1995 | 1996 | 1997 | 1998 | 1999 | 2000 | 2001 | 2002 |
| 2003 | 2004 | 2005 | 2006 | 2007 | 2008 | 2009 | 2010 | 2011 | 2012 |
| 2013 | 2014 | 2015 | 2016 | 2017 | 2018 | 2019 | 2020 | 2021 | 2022 |

3.258) sq_201404_6

2014

Apr

Wording of the question

| | | | | | | | | | | | |
|--|--|----------------------------------|-----------------------------------|-------------------------------------|-------------------------------------|--|--|--|--|--|-----------------------------|
| <p>04/2014</p> <p>Major central banks around the world adopted large-scale purchases of government bonds as a response to the financial crisis. Please evaluate the following statements:</p> <table border="1" style="margin-left: 20px;"> <tr> <td style="background-color: #e0f2f7;"> <p>In general, large-scale government bond purchases are likely to...</p> <p>lead to a loss of central bank independence from fiscal policy</p> </td> <td style="background-color: #e0f2f7;"> <p>strongly agree</p> <p>[1]</p> </td> <td style="background-color: #e0f2f7;"> <p>rather agree</p> <p>[2]</p> </td> <td style="background-color: #e0f2f7;"> <p>rather disagree</p> <p>[3]</p> </td> <td style="background-color: #e0f2f7;"> <p>strongly disagree</p> <p>[4]</p> </td> </tr> <tr> <td> </td> <td> </td> <td> </td> <td> </td> <td> </td> </tr> </table> | <p>In general, large-scale government bond purchases are likely to...</p> <p>lead to a loss of central bank independence from fiscal policy</p> | <p>strongly agree</p> <p>[1]</p> | <p>rather agree</p> <p>[2]</p> | <p>rather disagree</p> <p>[3]</p> | <p>strongly disagree</p> <p>[4]</p> | | | | | | <p>Variable description</p> |
| <p>In general, large-scale government bond purchases are likely to...</p> <p>lead to a loss of central bank independence from fiscal policy</p> | <p>strongly agree</p> <p>[1]</p> | <p>rather agree</p> <p>[2]</p> | <p>rather disagree</p> <p>[3]</p> | <p>strongly disagree</p> <p>[4]</p> | | | | | | | |
| | | | | | | | | | | | |

Time span of the variable

| | | | | | | | | | |
|------|------|------|------|------|------|------|------|------|------|
| 1983 | 1984 | 1985 | 1986 | 1987 | 1988 | 1989 | 1990 | 1991 | 1992 |
| 1993 | 1994 | 1995 | 1996 | 1997 | 1998 | 1999 | 2000 | 2001 | 2002 |
| 2003 | 2004 | 2005 | 2006 | 2007 | 2008 | 2009 | 2010 | 2011 | 2012 |
| 2013 | 2014 | 2015 | 2016 | 2017 | 2018 | 2019 | 2020 | 2021 | 2022 |

3.259) sq_201404_7

2014

Apr

Wording of the question

| | | | | | | | | | | | |
|--|--|----------------------------------|-----------------------------------|-------------------------------------|-------------------------------------|--|--|--|--|--|-----------------------------|
| <p>04/2014</p> <p>Major central banks around the world adopted large-scale purchases of government bonds as a response to the financial crisis. Please evaluate the following statements:</p> <table border="1" style="margin-left: 20px;"> <tr> <td style="background-color: #e0f2f7;"> <p>In general, large-scale government bond purchases are likely to...</p> <p>trigger asset price bubbles in the med.-term</p> </td> <td style="background-color: #e0f2f7;"> <p>strongly agree</p> <p>[1]</p> </td> <td style="background-color: #e0f2f7;"> <p>rather agree</p> <p>[2]</p> </td> <td style="background-color: #e0f2f7;"> <p>rather disagree</p> <p>[3]</p> </td> <td style="background-color: #e0f2f7;"> <p>strongly disagree</p> <p>[4]</p> </td> </tr> <tr> <td> </td> <td> </td> <td> </td> <td> </td> <td> </td> </tr> </table> | <p>In general, large-scale government bond purchases are likely to...</p> <p>trigger asset price bubbles in the med.-term</p> | <p>strongly agree</p> <p>[1]</p> | <p>rather agree</p> <p>[2]</p> | <p>rather disagree</p> <p>[3]</p> | <p>strongly disagree</p> <p>[4]</p> | | | | | | <p>Variable description</p> |
| <p>In general, large-scale government bond purchases are likely to...</p> <p>trigger asset price bubbles in the med.-term</p> | <p>strongly agree</p> <p>[1]</p> | <p>rather agree</p> <p>[2]</p> | <p>rather disagree</p> <p>[3]</p> | <p>strongly disagree</p> <p>[4]</p> | | | | | | | |
| | | | | | | | | | | | |

Time span of the variable

| | | | | | | | | | |
|------|------|------|------|------|------|------|------|------|------|
| 1983 | 1984 | 1985 | 1986 | 1987 | 1988 | 1989 | 1990 | 1991 | 1992 |
| 1993 | 1994 | 1995 | 1996 | 1997 | 1998 | 1999 | 2000 | 2001 | 2002 |
| 2003 | 2004 | 2005 | 2006 | 2007 | 2008 | 2009 | 2010 | 2011 | 2012 |
| 2013 | 2014 | 2015 | 2016 | 2017 | 2018 | 2019 | 2020 | 2021 | 2022 |

Wording of the question

| | | | | | | | | | | | | | | | | | | | | | | | | | | | | | | | | | | | | | | | | | | | | | | | | | | | | | | | | | | | | | | | | | | | | | | | | | | | | | | | | | |
|--|--|-----------------------|------------------------|--------------------------|--------------------------|------|------|------|------|------|-----------------------------|--|--|--|--|--|--|--|--|--|--|------|------|------|------|------|------|------|------|------|------|--|--|--|--|--|--|--|--|--|--|------|------|------|------|------|------|------|------|------|------|--|--|--|--|--|--|--|--|--|--|------|------|------|------|------|------|------|------|------|------|--|---|--|--|--|--|--|--|--|--|
| <p>04/2014</p> <p>Major central banks around the world adopted large-scale purchases of government bonds as a response to the financial crisis. Please evaluate the following statements:</p> <table border="1" style="width: 100%; border-collapse: collapse;"> <tr> <td style="width: 40%; padding: 5px;"> <p>In general, large-scale government bond purchases are likely to...</p> <p style="text-align: center;">prevent short-term irrational overshooting in the financial market</p> </td> <td style="width: 10%; text-align: center; padding: 5px;">strongly agree [1]</td> <td style="width: 10%; text-align: center; padding: 5px;">rather agree [2]</td> <td style="width: 10%; text-align: center; padding: 5px;">rather disagree [3]</td> <td style="width: 10%; text-align: center; padding: 5px;">strongly disagree [4]</td> </tr> <tr> <td style="height: 20px;"></td> <td></td> <td></td> <td></td> <td></td> </tr> </table> | <p>In general, large-scale government bond purchases are likely to...</p> <p style="text-align: center;">prevent short-term irrational overshooting in the financial market</p> | strongly agree [1] | rather agree [2] | rather disagree [3] | strongly disagree [4] | | | | | | <p>Variable description</p> | | | | | | | | | | | | | | | | | | | | | | | | | | | | | | | | | | | | | | | | | | | | | | | | | | | | | | | | | | | | | | | | | | | | | | |
| <p>In general, large-scale government bond purchases are likely to...</p> <p style="text-align: center;">prevent short-term irrational overshooting in the financial market</p> | strongly agree [1] | rather agree [2] | rather disagree [3] | strongly disagree [4] | | | | | | | | | | | | | | | | | | | | | | | | | | | | | | | | | | | | | | | | | | | | | | | | | | | | | | | | | | | | | | | | | | | | | | | | | | | | | |
| | | | | | | | | | | | | | | | | | | | | | | | | | | | | | | | | | | | | | | | | | | | | | | | | | | | | | | | | | | | | | | | | | | | | | | | | | | | | | | | | | |
| <p>Time span of the variable</p> <table border="1" style="width: 100%; border-collapse: collapse; text-align: center;"> <tr> <td>1983</td><td>1984</td><td>1985</td><td>1986</td><td>1987</td><td>1988</td><td>1989</td><td>1990</td><td>1991</td><td>1992</td> </tr> <tr> <td style="background-color: #f2f2f2;"></td><td style="background-color: #f2f2f2;"></td><td style="background-color: #f2f2f2;"></td><td style="background-color: #f2f2f2;"></td><td style="background-color: #f2f2f2;"></td><td style="background-color: #f2f2f2;"></td><td style="background-color: #f2f2f2;"></td><td style="background-color: #f2f2f2;"></td><td style="background-color: #f2f2f2;"></td><td style="background-color: #f2f2f2;"></td> </tr> <tr> <td>1993</td><td>1994</td><td>1995</td><td>1996</td><td>1997</td><td>1998</td><td>1999</td><td>2000</td><td>2001</td><td>2002</td> </tr> <tr> <td style="background-color: #f2f2f2;"></td><td style="background-color: #f2f2f2;"></td><td style="background-color: #f2f2f2;"></td><td style="background-color: #f2f2f2;"></td><td style="background-color: #f2f2f2;"></td><td style="background-color: #f2f2f2;"></td><td style="background-color: #f2f2f2;"></td><td style="background-color: #f2f2f2;"></td><td style="background-color: #f2f2f2;"></td><td style="background-color: #f2f2f2;"></td> </tr> <tr> <td>2003</td><td>2004</td><td>2005</td><td>2006</td><td>2007</td><td>2008</td><td>2009</td><td>2010</td><td>2011</td><td>2012</td> </tr> <tr> <td style="background-color: #f2f2f2;"></td><td style="background-color: #f2f2f2;"></td><td style="background-color: #f2f2f2;"></td><td style="background-color: #f2f2f2;"></td><td style="background-color: #f2f2f2;"></td><td style="background-color: #f2f2f2;"></td><td style="background-color: #f2f2f2;"></td><td style="background-color: #f2f2f2;"></td><td style="background-color: #f2f2f2;"></td><td style="background-color: #f2f2f2;"></td> </tr> <tr> <td>2013</td><td>2014</td><td>2015</td><td>2016</td><td>2017</td><td>2018</td><td>2019</td><td>2020</td><td>2021</td><td>2022</td> </tr> <tr> <td style="background-color: #f2f2f2;"></td><td style="background-color: #003366; color: white;">█</td><td style="background-color: #f2f2f2;"></td><td style="background-color: #f2f2f2;"></td><td style="background-color: #f2f2f2;"></td><td style="background-color: #f2f2f2;"></td><td style="background-color: #f2f2f2;"></td><td style="background-color: #f2f2f2;"></td><td style="background-color: #f2f2f2;"></td><td style="background-color: #f2f2f2;"></td> </tr> </table> | | 1983 | 1984 | 1985 | 1986 | 1987 | 1988 | 1989 | 1990 | 1991 | 1992 | | | | | | | | | | | 1993 | 1994 | 1995 | 1996 | 1997 | 1998 | 1999 | 2000 | 2001 | 2002 | | | | | | | | | | | 2003 | 2004 | 2005 | 2006 | 2007 | 2008 | 2009 | 2010 | 2011 | 2012 | | | | | | | | | | | 2013 | 2014 | 2015 | 2016 | 2017 | 2018 | 2019 | 2020 | 2021 | 2022 | | █ | | | | | | | | |
| 1983 | 1984 | 1985 | 1986 | 1987 | 1988 | 1989 | 1990 | 1991 | 1992 | | | | | | | | | | | | | | | | | | | | | | | | | | | | | | | | | | | | | | | | | | | | | | | | | | | | | | | | | | | | | | | | | | | | | | | | |
| | | | | | | | | | | | | | | | | | | | | | | | | | | | | | | | | | | | | | | | | | | | | | | | | | | | | | | | | | | | | | | | | | | | | | | | | | | | | | | | | | |
| 1993 | 1994 | 1995 | 1996 | 1997 | 1998 | 1999 | 2000 | 2001 | 2002 | | | | | | | | | | | | | | | | | | | | | | | | | | | | | | | | | | | | | | | | | | | | | | | | | | | | | | | | | | | | | | | | | | | | | | | | |
| | | | | | | | | | | | | | | | | | | | | | | | | | | | | | | | | | | | | | | | | | | | | | | | | | | | | | | | | | | | | | | | | | | | | | | | | | | | | | | | | | |
| 2003 | 2004 | 2005 | 2006 | 2007 | 2008 | 2009 | 2010 | 2011 | 2012 | | | | | | | | | | | | | | | | | | | | | | | | | | | | | | | | | | | | | | | | | | | | | | | | | | | | | | | | | | | | | | | | | | | | | | | | |
| | | | | | | | | | | | | | | | | | | | | | | | | | | | | | | | | | | | | | | | | | | | | | | | | | | | | | | | | | | | | | | | | | | | | | | | | | | | | | | | | | |
| 2013 | 2014 | 2015 | 2016 | 2017 | 2018 | 2019 | 2020 | 2021 | 2022 | | | | | | | | | | | | | | | | | | | | | | | | | | | | | | | | | | | | | | | | | | | | | | | | | | | | | | | | | | | | | | | | | | | | | | | | |
| | █ | | | | | | | | | | | | | | | | | | | | | | | | | | | | | | | | | | | | | | | | | | | | | | | | | | | | | | | | | | | | | | | | | | | | | | | | | | | | | | | | |

Wording of the question

| | | | | | | | | | | | | | | | | | | | | | | | | | | | | | | | | | | | | | | | | | | | | | | | | | | | | | | | | | | | | | | | | | | | | | | | | | | | | | | | | | |
|--|---|-----------------------|------------------------|--------------------------|--------------------------|------|------|------|------|------|-----------------------------|--|--|--|--|--|--|--|--|--|--|------|------|------|------|------|------|------|------|------|------|--|--|--|--|--|--|--|--|--|--|------|------|------|------|------|------|------|------|------|------|--|--|--|--|--|--|--|--|--|--|------|------|------|------|------|------|------|------|------|------|--|---|--|--|--|--|--|--|--|--|
| <p>04/2014</p> <p>Major central banks around the world adopted large-scale purchases of government bonds as a response to the financial crisis. Please evaluate the following statements:</p> <table border="1" style="width: 100%; border-collapse: collapse;"> <tr> <td style="width: 40%; padding: 5px;"> <p>In general, large-scale government bond purchases are likely to...</p> <p style="text-align: center;">trigger large capital flows into emerging markets, which may probably reverse quickly once the programs terminate</p> </td> <td style="width: 10%; text-align: center; padding: 5px;">strongly agree [1]</td> <td style="width: 10%; text-align: center; padding: 5px;">rather agree [2]</td> <td style="width: 10%; text-align: center; padding: 5px;">rather disagree [3]</td> <td style="width: 10%; text-align: center; padding: 5px;">strongly disagree [4]</td> </tr> <tr> <td style="height: 20px;"></td> <td></td> <td></td> <td></td> <td></td> </tr> </table> | <p>In general, large-scale government bond purchases are likely to...</p> <p style="text-align: center;">trigger large capital flows into emerging markets, which may probably reverse quickly once the programs terminate</p> | strongly agree [1] | rather agree [2] | rather disagree [3] | strongly disagree [4] | | | | | | <p>Variable description</p> | | | | | | | | | | | | | | | | | | | | | | | | | | | | | | | | | | | | | | | | | | | | | | | | | | | | | | | | | | | | | | | | | | | | | | |
| <p>In general, large-scale government bond purchases are likely to...</p> <p style="text-align: center;">trigger large capital flows into emerging markets, which may probably reverse quickly once the programs terminate</p> | strongly agree [1] | rather agree [2] | rather disagree [3] | strongly disagree [4] | | | | | | | | | | | | | | | | | | | | | | | | | | | | | | | | | | | | | | | | | | | | | | | | | | | | | | | | | | | | | | | | | | | | | | | | | | | | | |
| | | | | | | | | | | | | | | | | | | | | | | | | | | | | | | | | | | | | | | | | | | | | | | | | | | | | | | | | | | | | | | | | | | | | | | | | | | | | | | | | | |
| <p>Time span of the variable</p> <table border="1" style="width: 100%; border-collapse: collapse; text-align: center;"> <tr> <td>1983</td><td>1984</td><td>1985</td><td>1986</td><td>1987</td><td>1988</td><td>1989</td><td>1990</td><td>1991</td><td>1992</td> </tr> <tr> <td style="background-color: #f2f2f2;"></td><td style="background-color: #f2f2f2;"></td><td style="background-color: #f2f2f2;"></td><td style="background-color: #f2f2f2;"></td><td style="background-color: #f2f2f2;"></td><td style="background-color: #f2f2f2;"></td><td style="background-color: #f2f2f2;"></td><td style="background-color: #f2f2f2;"></td><td style="background-color: #f2f2f2;"></td><td style="background-color: #f2f2f2;"></td> </tr> <tr> <td>1993</td><td>1994</td><td>1995</td><td>1996</td><td>1997</td><td>1998</td><td>1999</td><td>2000</td><td>2001</td><td>2002</td> </tr> <tr> <td style="background-color: #f2f2f2;"></td><td style="background-color: #f2f2f2;"></td><td style="background-color: #f2f2f2;"></td><td style="background-color: #f2f2f2;"></td><td style="background-color: #f2f2f2;"></td><td style="background-color: #f2f2f2;"></td><td style="background-color: #f2f2f2;"></td><td style="background-color: #f2f2f2;"></td><td style="background-color: #f2f2f2;"></td><td style="background-color: #f2f2f2;"></td> </tr> <tr> <td>2003</td><td>2004</td><td>2005</td><td>2006</td><td>2007</td><td>2008</td><td>2009</td><td>2010</td><td>2011</td><td>2012</td> </tr> <tr> <td style="background-color: #f2f2f2;"></td><td style="background-color: #f2f2f2;"></td><td style="background-color: #f2f2f2;"></td><td style="background-color: #f2f2f2;"></td><td style="background-color: #f2f2f2;"></td><td style="background-color: #f2f2f2;"></td><td style="background-color: #f2f2f2;"></td><td style="background-color: #f2f2f2;"></td><td style="background-color: #f2f2f2;"></td><td style="background-color: #f2f2f2;"></td> </tr> <tr> <td>2013</td><td>2014</td><td>2015</td><td>2016</td><td>2017</td><td>2018</td><td>2019</td><td>2020</td><td>2021</td><td>2022</td> </tr> <tr> <td style="background-color: #f2f2f2;"></td><td style="background-color: #003366; color: white;">█</td><td style="background-color: #f2f2f2;"></td><td style="background-color: #f2f2f2;"></td><td style="background-color: #f2f2f2;"></td><td style="background-color: #f2f2f2;"></td><td style="background-color: #f2f2f2;"></td><td style="background-color: #f2f2f2;"></td><td style="background-color: #f2f2f2;"></td><td style="background-color: #f2f2f2;"></td> </tr> </table> | | 1983 | 1984 | 1985 | 1986 | 1987 | 1988 | 1989 | 1990 | 1991 | 1992 | | | | | | | | | | | 1993 | 1994 | 1995 | 1996 | 1997 | 1998 | 1999 | 2000 | 2001 | 2002 | | | | | | | | | | | 2003 | 2004 | 2005 | 2006 | 2007 | 2008 | 2009 | 2010 | 2011 | 2012 | | | | | | | | | | | 2013 | 2014 | 2015 | 2016 | 2017 | 2018 | 2019 | 2020 | 2021 | 2022 | | █ | | | | | | | | |
| 1983 | 1984 | 1985 | 1986 | 1987 | 1988 | 1989 | 1990 | 1991 | 1992 | | | | | | | | | | | | | | | | | | | | | | | | | | | | | | | | | | | | | | | | | | | | | | | | | | | | | | | | | | | | | | | | | | | | | | | | |
| | | | | | | | | | | | | | | | | | | | | | | | | | | | | | | | | | | | | | | | | | | | | | | | | | | | | | | | | | | | | | | | | | | | | | | | | | | | | | | | | | |
| 1993 | 1994 | 1995 | 1996 | 1997 | 1998 | 1999 | 2000 | 2001 | 2002 | | | | | | | | | | | | | | | | | | | | | | | | | | | | | | | | | | | | | | | | | | | | | | | | | | | | | | | | | | | | | | | | | | | | | | | | |
| | | | | | | | | | | | | | | | | | | | | | | | | | | | | | | | | | | | | | | | | | | | | | | | | | | | | | | | | | | | | | | | | | | | | | | | | | | | | | | | | | |
| 2003 | 2004 | 2005 | 2006 | 2007 | 2008 | 2009 | 2010 | 2011 | 2012 | | | | | | | | | | | | | | | | | | | | | | | | | | | | | | | | | | | | | | | | | | | | | | | | | | | | | | | | | | | | | | | | | | | | | | | | |
| | | | | | | | | | | | | | | | | | | | | | | | | | | | | | | | | | | | | | | | | | | | | | | | | | | | | | | | | | | | | | | | | | | | | | | | | | | | | | | | | | |
| 2013 | 2014 | 2015 | 2016 | 2017 | 2018 | 2019 | 2020 | 2021 | 2022 | | | | | | | | | | | | | | | | | | | | | | | | | | | | | | | | | | | | | | | | | | | | | | | | | | | | | | | | | | | | | | | | | | | | | | | | |
| | █ | | | | | | | | | | | | | | | | | | | | | | | | | | | | | | | | | | | | | | | | | | | | | | | | | | | | | | | | | | | | | | | | | | | | | | | | | | | | | | | | |

Wording of the question

| | | | | | | | | | |
|--|----------------|----------------|----------------|--------------|--|--|--|--|-----------------------------|
| <p>07/2014</p> <p>To what extent is your country negatively affected by the Russian-Ukrainian conflict?</p> <table border="1" style="width: 100%; border-collapse: collapse; text-align: center;"> <tr> <td style="width: 25%; padding: 5px;">not at all [1]</td> <td style="width: 25%; padding: 5px;">weakly [2]</td> <td style="width: 25%; padding: 5px;">moderately [3]</td> <td style="width: 25%; padding: 5px;">strongly [4]</td> </tr> <tr> <td style="height: 20px;"></td> <td></td> <td></td> <td></td> </tr> </table> | not at all [1] | weakly [2] | moderately [3] | strongly [4] | | | | | <p>Variable description</p> |
| not at all [1] | weakly [2] | moderately [3] | strongly [4] | | | | | | |
| | | | | | | | | | |

| Time span of the variable | | | | | | | | | |
|---------------------------|------|------|------|------|------|------|------|------|------|
| 1983 | 1984 | 1985 | 1986 | 1987 | 1988 | 1989 | 1990 | 1991 | 1992 |
| 1993 | 1994 | 1995 | 1996 | 1997 | 1998 | 1999 | 2000 | 2001 | 2002 |
| 2003 | 2004 | 2005 | 2006 | 2007 | 2008 | 2009 | 2010 | 2011 | 2012 |
| 2013 | 2014 | 2015 | 2016 | 2017 | 2018 | 2019 | 2020 | 2021 | 2022 |

3.263) sq_201407_2 2014 Jul

Wording of the question

07/2014

To what extent is **your country** negatively affected by the Russian-Ukrainian conflict?

| | | | |
|------------|--------|------------|----------|
| not at all | weakly | moderately | strongly |
|------------|--------|------------|----------|

If affected, through which channels mostly:

Exports [1]

Time span of the variable

| Time span of the variable | | | | | | | | | |
|---------------------------|------|------|------|------|------|------|------|------|------|
| 1983 | 1984 | 1985 | 1986 | 1987 | 1988 | 1989 | 1990 | 1991 | 1992 |
| 1993 | 1994 | 1995 | 1996 | 1997 | 1998 | 1999 | 2000 | 2001 | 2002 |
| 2003 | 2004 | 2005 | 2006 | 2007 | 2008 | 2009 | 2010 | 2011 | 2012 |
| 2013 | 2014 | 2015 | 2016 | 2017 | 2018 | 2019 | 2020 | 2021 | 2022 |

Variable description

3.264) sq_201407_3 2014 Jul

Wording of the question

07/2014

To what extent is **your country** negatively affected by the Russian-Ukrainian conflict?

| | | | |
|------------|--------|------------|----------|
| not at all | weakly | moderately | strongly |
|------------|--------|------------|----------|

If affected, through which channels mostly:

Imports [1]

Time span of the variable

| Time span of the variable | | | | | | | | | |
|---------------------------|------|------|------|------|------|------|------|------|------|
| 1983 | 1984 | 1985 | 1986 | 1987 | 1988 | 1989 | 1990 | 1991 | 1992 |
| 1993 | 1994 | 1995 | 1996 | 1997 | 1998 | 1999 | 2000 | 2001 | 2002 |
| 2003 | 2004 | 2005 | 2006 | 2007 | 2008 | 2009 | 2010 | 2011 | 2012 |

Variable description

| | | | | | | | | | | |
|------|------|------|------|------|------|------|------|------|------|--|
| | | | | | | | | | | |
| 2013 | 2014 | 2015 | 2016 | 2017 | 2018 | 2019 | 2020 | 2021 | 2022 | |
| | █ | | | | | | | | | |

3.265) sq_201407_4 2014 Jul

Wording of the question

| | | | | | | | | | |
|--|------------|------------|------------|----------|--|--|--|--|----------------------|
| <p>07/2014</p> <p>To what extent is your country negatively affected by the Russian-Ukrainian conflict?</p> <table border="1" style="margin-left: auto; margin-right: auto;"> <tr> <td>not at all</td><td>weakly</td><td>moderately</td><td>strongly</td></tr> <tr> <td style="background-color: #9e9e9e;"></td><td style="background-color: #9e9e9e;"></td><td style="background-color: #9e9e9e;"></td><td style="background-color: #9e9e9e;"></td></tr> </table> <p>If affected, through which channels mostly:</p> <p>Foreign direct investment [1] <input style="width: 50px; height: 15px;" type="text"/></p> | not at all | weakly | moderately | strongly | | | | | Variable description |
| not at all | weakly | moderately | strongly | | | | | | |
| | | | | | | | | | |

Time span of the variable

| | | | | | | | | | |
|------|------|------|------|------|------|------|------|------|------|
| 1983 | 1984 | 1985 | 1986 | 1987 | 1988 | 1989 | 1990 | 1991 | 1992 |
| | | | | | | | | | |
| 1993 | 1994 | 1995 | 1996 | 1997 | 1998 | 1999 | 2000 | 2001 | 2002 |
| | | | | | | | | | |
| 2003 | 2004 | 2005 | 2006 | 2007 | 2008 | 2009 | 2010 | 2011 | 2012 |
| | | | | | | | | | |
| 2013 | 2014 | 2015 | 2016 | 2017 | 2018 | 2019 | 2020 | 2021 | 2022 |
| | █ | | | | | | | | |

3.266) sq_201407_5 2014 Jul

Wording of the question

| | | | | | | | | | |
|--|------------|------------|------------|----------|--|--|--|--|----------------------|
| <p>07/2014</p> <p>To what extent is your country negatively affected by the Russian-Ukrainian conflict?</p> <table border="1" style="margin-left: auto; margin-right: auto;"> <tr> <td>not at all</td><td>weakly</td><td>moderately</td><td>strongly</td></tr> <tr> <td style="background-color: #9e9e9e;"></td><td style="background-color: #9e9e9e;"></td><td style="background-color: #9e9e9e;"></td><td style="background-color: #9e9e9e;"></td></tr> </table> <p>If affected, through which channels mostly:</p> <p>Financial markets [1] <input style="width: 50px; height: 15px;" type="text"/></p> | not at all | weakly | moderately | strongly | | | | | Variable description |
| not at all | weakly | moderately | strongly | | | | | | |
| | | | | | | | | | |

Time span of the variable

| | | | | | | | | | |
|------|------|------|------|------|------|------|------|------|------|
| 1983 | 1984 | 1985 | 1986 | 1987 | 1988 | 1989 | 1990 | 1991 | 1992 |
| | | | | | | | | | |
| 1993 | 1994 | 1995 | 1996 | 1997 | 1998 | 1999 | 2000 | 2001 | 2002 |
| | | | | | | | | | |
| 2003 | 2004 | 2005 | 2006 | 2007 | 2008 | 2009 | 2010 | 2011 | 2012 |
| | | | | | | | | | |
| 2013 | 2014 | 2015 | 2016 | 2017 | 2018 | 2019 | 2020 | 2021 | 2022 |
| | █ | | | | | | | | |

3.267) sq_201407_6 2014 Jul

Wording of the question

07/2014

To what extent is **your country** negatively affected by the Russian-Ukrainian conflict?

| | | | |
|--------------------------|--------------------------|--------------------------|--------------------------|
| not at all | weakly | moderately | strongly |
| <input type="checkbox"/> | <input type="checkbox"/> | <input type="checkbox"/> | <input type="checkbox"/> |

If affected, through which channels **mostly**:

Energy prices [1]

Time span of the variable

| | | | | | | | | | |
|------|------|------|------|------|------|------|------|------|------|
| 1983 | 1984 | 1985 | 1986 | 1987 | 1988 | 1989 | 1990 | 1991 | 1992 |
| 1993 | 1994 | 1995 | 1996 | 1997 | 1998 | 1999 | 2000 | 2001 | 2002 |
| 2003 | 2004 | 2005 | 2006 | 2007 | 2008 | 2009 | 2010 | 2011 | 2012 |
| 2013 | 2014 | 2015 | 2016 | 2017 | 2018 | 2019 | 2020 | 2021 | 2022 |

Variable description

3.268) sq_201407_7 2014 Jul

Wording of the question

07/2014

To what extent is **your country** negatively affected by the Russian-Ukrainian conflict?

| | | | |
|--------------------------|--------------------------|--------------------------|--------------------------|
| not at all | weakly | moderately | strongly |
| <input type="checkbox"/> | <input type="checkbox"/> | <input type="checkbox"/> | <input type="checkbox"/> |

If affected, through which channels **mostly**:

Energy supplies [1]

Time span of the variable

| | | | | | | | | | |
|------|------|------|------|------|------|------|------|------|------|
| 1983 | 1984 | 1985 | 1986 | 1987 | 1988 | 1989 | 1990 | 1991 | 1992 |
| 1993 | 1994 | 1995 | 1996 | 1997 | 1998 | 1999 | 2000 | 2001 | 2002 |
| 2003 | 2004 | 2005 | 2006 | 2007 | 2008 | 2009 | 2010 | 2011 | 2012 |
| 2013 | 2014 | 2015 | 2016 | 2017 | 2018 | 2019 | 2020 | 2021 | 2022 |

Variable description

3.269) sq_201407_8 2014 Jul

Wording of the question

07/2014

To what extent is **your country** negatively affected by the Russian-Ukrainian conflict?

| | | | |
|--------------------------|--------------------------|--------------------------|--------------------------|
| not at all | weakly | moderately | strongly |
| <input type="checkbox"/> | <input type="checkbox"/> | <input type="checkbox"/> | <input type="checkbox"/> |

If affected, through which channels **mostly**:

Political stability [1]

Variable description

| Time span of the variable | | | | | | | | | |
|---------------------------|------|------|------|------|------|------|------|------|------|
| 1983 | 1984 | 1985 | 1986 | 1987 | 1988 | 1989 | 1990 | 1991 | 1992 |
| 1993 | 1994 | 1995 | 1996 | 1997 | 1998 | 1999 | 2000 | 2001 | 2002 |
| 2003 | 2004 | 2005 | 2006 | 2007 | 2008 | 2009 | 2010 | 2011 | 2012 |
| 2013 | 2014 | 2015 | 2016 | 2017 | 2018 | 2019 | 2020 | 2021 | 2022 |

3.270) sq_201407_9 2014 Jul

Wording of the question

| | | | | | | | | | | | |
|---|--------------------------|--------------|-------------------|-------------------|---------------|--|--|--|--|--|----------------------|
| <p>07/2014</p> <p>In your opinion, which potential risk for the world economy could result from the Russian-Ukrainian conflict and to what extent?</p> <table border="1" style="margin-left: auto; margin-right: auto;"> <tr> <td style="background-color: #e0f2f7;">Freezing trade relations</td> <td>no risk [1]</td> <td>low risk [2]</td> <td>moderate risk [3]</td> <td>high risk [4]</td> </tr> <tr> <td></td> <td></td> <td></td> <td></td> <td></td> </tr> </table> | Freezing trade relations | no risk [1] | low risk [2] | moderate risk [3] | high risk [4] | | | | | | Variable description |
| Freezing trade relations | no risk [1] | low risk [2] | moderate risk [3] | high risk [4] | | | | | | | |
| | | | | | | | | | | | |

Time span of the variable

| | | | | | | | | | |
|------|------|------|------|------|------|------|------|------|------|
| 1983 | 1984 | 1985 | 1986 | 1987 | 1988 | 1989 | 1990 | 1991 | 1992 |
| 1993 | 1994 | 1995 | 1996 | 1997 | 1998 | 1999 | 2000 | 2001 | 2002 |
| 2003 | 2004 | 2005 | 2006 | 2007 | 2008 | 2009 | 2010 | 2011 | 2012 |
| 2013 | 2014 | 2015 | 2016 | 2017 | 2018 | 2019 | 2020 | 2021 | 2022 |

3.271) sq_201407_10 2014 Jul

Wording of the question

| | | | | | | | | | | | |
|---|----------------------|--------------|-------------------|-------------------|---------------|--|--|--|--|--|----------------------|
| <p>07/2014</p> <p>In your opinion, which potential risk for the world economy could result from the Russian-Ukrainian conflict and to what extent?</p> <table border="1" style="margin-left: auto; margin-right: auto;"> <tr> <td style="background-color: #e0f2f7;">Rising energy prices</td> <td>no risk [1]</td> <td>low risk [2]</td> <td>moderate risk [3]</td> <td>high risk [4]</td> </tr> <tr> <td></td> <td></td> <td></td> <td></td> <td></td> </tr> </table> | Rising energy prices | no risk [1] | low risk [2] | moderate risk [3] | high risk [4] | | | | | | Variable description |
| Rising energy prices | no risk [1] | low risk [2] | moderate risk [3] | high risk [4] | | | | | | | |
| | | | | | | | | | | | |

Time span of the variable

| | | | | | | | | | |
|------|------|------|------|------|------|------|------|------|------|
| 1983 | 1984 | 1985 | 1986 | 1987 | 1988 | 1989 | 1990 | 1991 | 1992 |
| 1993 | 1994 | 1995 | 1996 | 1997 | 1998 | 1999 | 2000 | 2001 | 2002 |
| 2003 | 2004 | 2005 | 2006 | 2007 | 2008 | 2009 | 2010 | 2011 | 2012 |
| 2013 | 2014 | 2015 | 2016 | 2017 | 2018 | 2019 | 2020 | 2021 | 2022 |

Wording of the question

| | | | | | | | | | | | | | | | | | | | | | | | | | | | | | | | | | | | | | | | | | | | | | | | | | | | | | | | | | | | | | | | | | | | | | | | | | | | | | | | | | |
|---|---------------------------|--------------|-------------------|-------------------|---------------|------|------|------|------|------|----------------------|--|--|--|--|--|--|--|--|--|--|------|------|------|------|------|------|------|------|------|------|--|--|--|--|--|--|--|--|--|--|------|------|------|------|------|------|------|------|------|------|--|--|--|--|--|--|--|--|--|--|------|------|------|------|------|------|------|------|------|------|--|--|--|--|--|--|--|--|--|--|
| <p>07/2014</p> <p>In your opinion, which potential risk for the world economy could result from the Russian-Ukrainian conflict and to what extent?</p> <table border="1" style="margin-left: auto; margin-right: auto;"> <tr> <td style="background-color: #e0f2f7;">Threat to energy supplies</td> <td style="background-color: #e0f2f7;">no risk [1]</td> <td style="background-color: #e0f2f7;">low risk [2]</td> <td style="background-color: #e0f2f7;">moderate risk [3]</td> <td style="background-color: #e0f2f7;">high risk [4]</td> </tr> <tr> <td style="background-color: #e0f2f7;"></td> <td style="background-color: #e0f2f7;"></td> <td style="background-color: #e0f2f7;"></td> <td style="background-color: #e0f2f7;"></td> <td style="background-color: #e0f2f7;"></td> </tr> </table> | Threat to energy supplies | no risk [1] | low risk [2] | moderate risk [3] | high risk [4] | | | | | | Variable description | | | | | | | | | | | | | | | | | | | | | | | | | | | | | | | | | | | | | | | | | | | | | | | | | | | | | | | | | | | | | | | | | | | | | | |
| Threat to energy supplies | no risk [1] | low risk [2] | moderate risk [3] | high risk [4] | | | | | | | | | | | | | | | | | | | | | | | | | | | | | | | | | | | | | | | | | | | | | | | | | | | | | | | | | | | | | | | | | | | | | | | | | | | | | |
| | | | | | | | | | | | | | | | | | | | | | | | | | | | | | | | | | | | | | | | | | | | | | | | | | | | | | | | | | | | | | | | | | | | | | | | | | | | | | | | | | |
| <p>Time span of the variable</p> <table border="1"> <tr> <td style="background-color: #e0f2f7;">1983</td><td style="background-color: #e0f2f7;">1984</td><td style="background-color: #e0f2f7;">1985</td><td style="background-color: #e0f2f7;">1986</td><td style="background-color: #e0f2f7;">1987</td><td style="background-color: #e0f2f7;">1988</td><td style="background-color: #e0f2f7;">1989</td><td style="background-color: #e0f2f7;">1990</td><td style="background-color: #e0f2f7;">1991</td><td style="background-color: #e0f2f7;">1992</td> </tr> <tr> <td style="background-color: #e0f2f7;"></td><td style="background-color: #e0f2f7;"></td><td style="background-color: #e0f2f7;"></td><td style="background-color: #e0f2f7;"></td><td style="background-color: #e0f2f7;"></td><td style="background-color: #e0f2f7;"></td><td style="background-color: #e0f2f7;"></td><td style="background-color: #e0f2f7;"></td><td style="background-color: #e0f2f7;"></td><td style="background-color: #e0f2f7;"></td> </tr> <tr> <td style="background-color: #e0f2f7;">1993</td><td style="background-color: #e0f2f7;">1994</td><td style="background-color: #e0f2f7;">1995</td><td style="background-color: #e0f2f7;">1996</td><td style="background-color: #e0f2f7;">1997</td><td style="background-color: #e0f2f7;">1998</td><td style="background-color: #e0f2f7;">1999</td><td style="background-color: #e0f2f7;">2000</td><td style="background-color: #e0f2f7;">2001</td><td style="background-color: #e0f2f7;">2002</td> </tr> <tr> <td style="background-color: #e0f2f7;"></td><td style="background-color: #e0f2f7;"></td><td style="background-color: #e0f2f7;"></td><td style="background-color: #e0f2f7;"></td><td style="background-color: #e0f2f7;"></td><td style="background-color: #e0f2f7;"></td><td style="background-color: #e0f2f7;"></td><td style="background-color: #e0f2f7;"></td><td style="background-color: #e0f2f7;"></td><td style="background-color: #e0f2f7;"></td> </tr> <tr> <td style="background-color: #e0f2f7;">2003</td><td style="background-color: #e0f2f7;">2004</td><td style="background-color: #e0f2f7;">2005</td><td style="background-color: #e0f2f7;">2006</td><td style="background-color: #e0f2f7;">2007</td><td style="background-color: #e0f2f7;">2008</td><td style="background-color: #e0f2f7;">2009</td><td style="background-color: #e0f2f7;">2010</td><td style="background-color: #e0f2f7;">2011</td><td style="background-color: #e0f2f7;">2012</td> </tr> <tr> <td style="background-color: #e0f2f7;"></td><td style="background-color: #e0f2f7;"></td><td style="background-color: #e0f2f7;"></td><td style="background-color: #e0f2f7;"></td><td style="background-color: #e0f2f7;"></td><td style="background-color: #e0f2f7;"></td><td style="background-color: #e0f2f7;"></td><td style="background-color: #e0f2f7;"></td><td style="background-color: #e0f2f7;"></td><td style="background-color: #e0f2f7;"></td> </tr> <tr> <td style="background-color: #e0f2f7;">2013</td><td style="background-color: #e0f2f7;">2014</td><td style="background-color: #e0f2f7;">2015</td><td style="background-color: #e0f2f7;">2016</td><td style="background-color: #e0f2f7;">2017</td><td style="background-color: #e0f2f7;">2018</td><td style="background-color: #e0f2f7;">2019</td><td style="background-color: #e0f2f7;">2020</td><td style="background-color: #e0f2f7;">2021</td><td style="background-color: #e0f2f7;">2022</td> </tr> <tr> <td style="background-color: #e0f2f7;"></td><td style="background-color: #e0f2f7;"></td><td style="background-color: #e0f2f7;"></td><td style="background-color: #e0f2f7;"></td><td style="background-color: #e0f2f7;"></td><td style="background-color: #e0f2f7;"></td><td style="background-color: #e0f2f7;"></td><td style="background-color: #e0f2f7;"></td><td style="background-color: #e0f2f7;"></td><td style="background-color: #e0f2f7;"></td> </tr> </table> | | 1983 | 1984 | 1985 | 1986 | 1987 | 1988 | 1989 | 1990 | 1991 | 1992 | | | | | | | | | | | 1993 | 1994 | 1995 | 1996 | 1997 | 1998 | 1999 | 2000 | 2001 | 2002 | | | | | | | | | | | 2003 | 2004 | 2005 | 2006 | 2007 | 2008 | 2009 | 2010 | 2011 | 2012 | | | | | | | | | | | 2013 | 2014 | 2015 | 2016 | 2017 | 2018 | 2019 | 2020 | 2021 | 2022 | | | | | | | | | | |
| 1983 | 1984 | 1985 | 1986 | 1987 | 1988 | 1989 | 1990 | 1991 | 1992 | | | | | | | | | | | | | | | | | | | | | | | | | | | | | | | | | | | | | | | | | | | | | | | | | | | | | | | | | | | | | | | | | | | | | | | | |
| | | | | | | | | | | | | | | | | | | | | | | | | | | | | | | | | | | | | | | | | | | | | | | | | | | | | | | | | | | | | | | | | | | | | | | | | | | | | | | | | | |
| 1993 | 1994 | 1995 | 1996 | 1997 | 1998 | 1999 | 2000 | 2001 | 2002 | | | | | | | | | | | | | | | | | | | | | | | | | | | | | | | | | | | | | | | | | | | | | | | | | | | | | | | | | | | | | | | | | | | | | | | | |
| | | | | | | | | | | | | | | | | | | | | | | | | | | | | | | | | | | | | | | | | | | | | | | | | | | | | | | | | | | | | | | | | | | | | | | | | | | | | | | | | | |
| 2003 | 2004 | 2005 | 2006 | 2007 | 2008 | 2009 | 2010 | 2011 | 2012 | | | | | | | | | | | | | | | | | | | | | | | | | | | | | | | | | | | | | | | | | | | | | | | | | | | | | | | | | | | | | | | | | | | | | | | | |
| | | | | | | | | | | | | | | | | | | | | | | | | | | | | | | | | | | | | | | | | | | | | | | | | | | | | | | | | | | | | | | | | | | | | | | | | | | | | | | | | | |
| 2013 | 2014 | 2015 | 2016 | 2017 | 2018 | 2019 | 2020 | 2021 | 2022 | | | | | | | | | | | | | | | | | | | | | | | | | | | | | | | | | | | | | | | | | | | | | | | | | | | | | | | | | | | | | | | | | | | | | | | | |
| | | | | | | | | | | | | | | | | | | | | | | | | | | | | | | | | | | | | | | | | | | | | | | | | | | | | | | | | | | | | | | | | | | | | | | | | | | | | | | | | | |

Wording of the question

| | | | | | | | | | | | | | | | | | | | | | | | | | | | | | | | | | | | | | | | | | | | | | | | | | | | | | | | | | | | | | | | | | | | | | | | | | | | | | | | | | |
|---|----------------------------|--------------|-------------------|-------------------|---------------|------|------|------|------|------|----------------------|--|--|--|--|--|--|--|--|--|--|------|------|------|------|------|------|------|------|------|------|--|--|--|--|--|--|--|--|--|--|------|------|------|------|------|------|------|------|------|------|--|--|--|--|--|--|--|--|--|--|------|------|------|------|------|------|------|------|------|------|--|--|--|--|--|--|--|--|--|--|
| <p>07/2014</p> <p>In your opinion, which potential risk for the world economy could result from the Russian-Ukrainian conflict and to what extent?</p> <table border="1" style="margin-left: auto; margin-right: auto;"> <tr> <td style="background-color: #e0f2f7;">Financial market contagion</td> <td style="background-color: #e0f2f7;">no risk [1]</td> <td style="background-color: #e0f2f7;">low risk [2]</td> <td style="background-color: #e0f2f7;">moderate risk [3]</td> <td style="background-color: #e0f2f7;">high risk [4]</td> </tr> <tr> <td style="background-color: #e0f2f7;"></td> <td style="background-color: #e0f2f7;"></td> <td style="background-color: #e0f2f7;"></td> <td style="background-color: #e0f2f7;"></td> <td style="background-color: #e0f2f7;"></td> </tr> </table> | Financial market contagion | no risk [1] | low risk [2] | moderate risk [3] | high risk [4] | | | | | | Variable description | | | | | | | | | | | | | | | | | | | | | | | | | | | | | | | | | | | | | | | | | | | | | | | | | | | | | | | | | | | | | | | | | | | | | | |
| Financial market contagion | no risk [1] | low risk [2] | moderate risk [3] | high risk [4] | | | | | | | | | | | | | | | | | | | | | | | | | | | | | | | | | | | | | | | | | | | | | | | | | | | | | | | | | | | | | | | | | | | | | | | | | | | | | |
| | | | | | | | | | | | | | | | | | | | | | | | | | | | | | | | | | | | | | | | | | | | | | | | | | | | | | | | | | | | | | | | | | | | | | | | | | | | | | | | | | |
| <p>Time span of the variable</p> <table border="1"> <tr> <td style="background-color: #e0f2f7;">1983</td><td style="background-color: #e0f2f7;">1984</td><td style="background-color: #e0f2f7;">1985</td><td style="background-color: #e0f2f7;">1986</td><td style="background-color: #e0f2f7;">1987</td><td style="background-color: #e0f2f7;">1988</td><td style="background-color: #e0f2f7;">1989</td><td style="background-color: #e0f2f7;">1990</td><td style="background-color: #e0f2f7;">1991</td><td style="background-color: #e0f2f7;">1992</td> </tr> <tr> <td style="background-color: #e0f2f7;"></td><td style="background-color: #e0f2f7;"></td><td style="background-color: #e0f2f7;"></td><td style="background-color: #e0f2f7;"></td><td style="background-color: #e0f2f7;"></td><td style="background-color: #e0f2f7;"></td><td style="background-color: #e0f2f7;"></td><td style="background-color: #e0f2f7;"></td><td style="background-color: #e0f2f7;"></td><td style="background-color: #e0f2f7;"></td> </tr> <tr> <td style="background-color: #e0f2f7;">1993</td><td style="background-color: #e0f2f7;">1994</td><td style="background-color: #e0f2f7;">1995</td><td style="background-color: #e0f2f7;">1996</td><td style="background-color: #e0f2f7;">1997</td><td style="background-color: #e0f2f7;">1998</td><td style="background-color: #e0f2f7;">1999</td><td style="background-color: #e0f2f7;">2000</td><td style="background-color: #e0f2f7;">2001</td><td style="background-color: #e0f2f7;">2002</td> </tr> <tr> <td style="background-color: #e0f2f7;"></td><td style="background-color: #e0f2f7;"></td><td style="background-color: #e0f2f7;"></td><td style="background-color: #e0f2f7;"></td><td style="background-color: #e0f2f7;"></td><td style="background-color: #e0f2f7;"></td><td style="background-color: #e0f2f7;"></td><td style="background-color: #e0f2f7;"></td><td style="background-color: #e0f2f7;"></td><td style="background-color: #e0f2f7;"></td> </tr> <tr> <td style="background-color: #e0f2f7;">2003</td><td style="background-color: #e0f2f7;">2004</td><td style="background-color: #e0f2f7;">2005</td><td style="background-color: #e0f2f7;">2006</td><td style="background-color: #e0f2f7;">2007</td><td style="background-color: #e0f2f7;">2008</td><td style="background-color: #e0f2f7;">2009</td><td style="background-color: #e0f2f7;">2010</td><td style="background-color: #e0f2f7;">2011</td><td style="background-color: #e0f2f7;">2012</td> </tr> <tr> <td style="background-color: #e0f2f7;"></td><td style="background-color: #e0f2f7;"></td><td style="background-color: #e0f2f7;"></td><td style="background-color: #e0f2f7;"></td><td style="background-color: #e0f2f7;"></td><td style="background-color: #e0f2f7;"></td><td style="background-color: #e0f2f7;"></td><td style="background-color: #e0f2f7;"></td><td style="background-color: #e0f2f7;"></td><td style="background-color: #e0f2f7;"></td> </tr> <tr> <td style="background-color: #e0f2f7;">2013</td><td style="background-color: #e0f2f7;">2014</td><td style="background-color: #e0f2f7;">2015</td><td style="background-color: #e0f2f7;">2016</td><td style="background-color: #e0f2f7;">2017</td><td style="background-color: #e0f2f7;">2018</td><td style="background-color: #e0f2f7;">2019</td><td style="background-color: #e0f2f7;">2020</td><td style="background-color: #e0f2f7;">2021</td><td style="background-color: #e0f2f7;">2022</td> </tr> <tr> <td style="background-color: #e0f2f7;"></td><td style="background-color: #e0f2f7;"></td><td style="background-color: #e0f2f7;"></td><td style="background-color: #e0f2f7;"></td><td style="background-color: #e0f2f7;"></td><td style="background-color: #e0f2f7;"></td><td style="background-color: #e0f2f7;"></td><td style="background-color: #e0f2f7;"></td><td style="background-color: #e0f2f7;"></td><td style="background-color: #e0f2f7;"></td> </tr> </table> | | 1983 | 1984 | 1985 | 1986 | 1987 | 1988 | 1989 | 1990 | 1991 | 1992 | | | | | | | | | | | 1993 | 1994 | 1995 | 1996 | 1997 | 1998 | 1999 | 2000 | 2001 | 2002 | | | | | | | | | | | 2003 | 2004 | 2005 | 2006 | 2007 | 2008 | 2009 | 2010 | 2011 | 2012 | | | | | | | | | | | 2013 | 2014 | 2015 | 2016 | 2017 | 2018 | 2019 | 2020 | 2021 | 2022 | | | | | | | | | | |
| 1983 | 1984 | 1985 | 1986 | 1987 | 1988 | 1989 | 1990 | 1991 | 1992 | | | | | | | | | | | | | | | | | | | | | | | | | | | | | | | | | | | | | | | | | | | | | | | | | | | | | | | | | | | | | | | | | | | | | | | | |
| | | | | | | | | | | | | | | | | | | | | | | | | | | | | | | | | | | | | | | | | | | | | | | | | | | | | | | | | | | | | | | | | | | | | | | | | | | | | | | | | | |
| 1993 | 1994 | 1995 | 1996 | 1997 | 1998 | 1999 | 2000 | 2001 | 2002 | | | | | | | | | | | | | | | | | | | | | | | | | | | | | | | | | | | | | | | | | | | | | | | | | | | | | | | | | | | | | | | | | | | | | | | | |
| | | | | | | | | | | | | | | | | | | | | | | | | | | | | | | | | | | | | | | | | | | | | | | | | | | | | | | | | | | | | | | | | | | | | | | | | | | | | | | | | | |
| 2003 | 2004 | 2005 | 2006 | 2007 | 2008 | 2009 | 2010 | 2011 | 2012 | | | | | | | | | | | | | | | | | | | | | | | | | | | | | | | | | | | | | | | | | | | | | | | | | | | | | | | | | | | | | | | | | | | | | | | | |
| | | | | | | | | | | | | | | | | | | | | | | | | | | | | | | | | | | | | | | | | | | | | | | | | | | | | | | | | | | | | | | | | | | | | | | | | | | | | | | | | | |
| 2013 | 2014 | 2015 | 2016 | 2017 | 2018 | 2019 | 2020 | 2021 | 2022 | | | | | | | | | | | | | | | | | | | | | | | | | | | | | | | | | | | | | | | | | | | | | | | | | | | | | | | | | | | | | | | | | | | | | | | | |
| | | | | | | | | | | | | | | | | | | | | | | | | | | | | | | | | | | | | | | | | | | | | | | | | | | | | | | | | | | | | | | | | | | | | | | | | | | | | | | | | | |

Wording of the question

| | | | | | | | | | | | |
|---|---------------------|--------------|-------------------|-------------------|---------------|------|------|------|------|------|----------------------|
| <p>07/2014</p> <p>In your opinion, which potential risk for the world economy could result from the Russian-Ukrainian conflict and to what extent?</p> <table border="1" style="margin-left: auto; margin-right: auto;"> <tr> <td style="background-color: #e0f2f7;">Military escalation</td> <td style="background-color: #e0f2f7;">no risk [1]</td> <td style="background-color: #e0f2f7;">low risk [2]</td> <td style="background-color: #e0f2f7;">moderate risk [3]</td> <td style="background-color: #e0f2f7;">high risk [4]</td> </tr> <tr> <td style="background-color: #e0f2f7;"></td> <td style="background-color: #e0f2f7;"></td> <td style="background-color: #e0f2f7;"></td> <td style="background-color: #e0f2f7;"></td> <td style="background-color: #e0f2f7;"></td> </tr> </table> | Military escalation | no risk [1] | low risk [2] | moderate risk [3] | high risk [4] | | | | | | Variable description |
| Military escalation | no risk [1] | low risk [2] | moderate risk [3] | high risk [4] | | | | | | | |
| | | | | | | | | | | | |
| <p>Time span of the variable</p> <table border="1"> <tr> <td style="background-color: #e0f2f7;">1983</td><td style="background-color: #e0f2f7;">1984</td><td style="background-color: #e0f2f7;">1985</td><td style="background-color: #e0f2f7;">1986</td><td style="background-color: #e0f2f7;">1987</td><td style="background-color: #e0f2f7;">1988</td><td style="background-color: #e0f2f7;">1989</td><td style="background-color: #e0f2f7;">1990</td><td style="background-color: #e0f2f7;">1991</td><td style="background-color: #e0f2f7;">1992</td> </tr> </table> | | 1983 | 1984 | 1985 | 1986 | 1987 | 1988 | 1989 | 1990 | 1991 | 1992 |
| 1983 | 1984 | 1985 | 1986 | 1987 | 1988 | 1989 | 1990 | 1991 | 1992 | | |

| | | | | | | | | | |
|------|------|------|------|------|------|------|------|------|------|
| | | | | | | | | | |
| 1993 | 1994 | 1995 | 1996 | 1997 | 1998 | 1999 | 2000 | 2001 | 2002 |
| | | | | | | | | | |
| 2003 | 2004 | 2005 | 2006 | 2007 | 2008 | 2009 | 2010 | 2011 | 2012 |
| | | | | | | | | | |
| 2013 | 2014 | 2015 | 2016 | 2017 | 2018 | 2019 | 2020 | 2021 | 2022 |
| | | | | | | | | | |

3.275) sq_201410_01 2014 Oct

Wording of the question

| | | | | | | | | | |
|---|--|----------------|----------------|----------------|--|--|--|--|----------------------|
| <p>10/2014</p> <p>The United States and the EU are negotiating a Transatlantic Trade and Investment Partnership (TTIP) which will potentially have an impact on other countries</p> <p>With successfull implementation of TTIP...</p> <table border="1"> <tr> <td style="background-color: #e0f2f1;"> <p>...demand for final goods exports from your country to the US and EU will be influenced...</p> </td> <td>positively [1]</td> <td>no impact [2]</td> <td>negatively [3]</td> </tr> <tr> <td></td> <td></td> <td></td> <td></td> </tr> </table> | <p>...demand for final goods exports from your country to the US and EU will be influenced...</p> | positively [1] | no impact [2] | negatively [3] | | | | | Variable description |
| <p>...demand for final goods exports from your country to the US and EU will be influenced...</p> | positively [1] | no impact [2] | negatively [3] | | | | | | |
| | | | | | | | | | |

Time span of the variable

| | | | | | | | | | |
|------|------|------|------|------|------|------|------|------|------|
| | | | | | | | | | |
| 1983 | 1984 | 1985 | 1986 | 1987 | 1988 | 1989 | 1990 | 1991 | 1992 |
| | | | | | | | | | |
| 1993 | 1994 | 1995 | 1996 | 1997 | 1998 | 1999 | 2000 | 2001 | 2002 |
| | | | | | | | | | |
| 2003 | 2004 | 2005 | 2006 | 2007 | 2008 | 2009 | 2010 | 2011 | 2012 |
| | | | | | | | | | |
| 2013 | 2014 | 2015 | 2016 | 2017 | 2018 | 2019 | 2020 | 2021 | 2022 |
| | | | | | | | | | |

3.276) sq_201410_02 2014 Oct

Wording of the question

| | | | | | | | | | |
|---|--|----------------|----------------|----------------|--|--|--|--|----------------------|
| <p>10/2014</p> <p>The United States and the EU are negotiating a Transatlantic Trade and Investment Partnership (TTIP) which will potentially have an impact on other countries</p> <p>With successfull implementation of TTIP...</p> <table border="1"> <tr> <td style="background-color: #e0f2f1;"> <p>...demand for intermediate goods exports (e.g. copper, machinery parts) from your country to the US and EU will be influenced...</p> </td> <td>positively [1]</td> <td>no impact [2]</td> <td>negatively [3]</td> </tr> <tr> <td></td> <td></td> <td></td> <td></td> </tr> </table> | <p>...demand for intermediate goods exports (e.g. copper, machinery parts) from your country to the US and EU will be influenced...</p> | positively [1] | no impact [2] | negatively [3] | | | | | Variable description |
| <p>...demand for intermediate goods exports (e.g. copper, machinery parts) from your country to the US and EU will be influenced...</p> | positively [1] | no impact [2] | negatively [3] | | | | | | |
| | | | | | | | | | |

Time span of the variable

| | | | | | | | | | |
|------|------|------|------|------|------|------|------|------|------|
| | | | | | | | | | |
| 1983 | 1984 | 1985 | 1986 | 1987 | 1988 | 1989 | 1990 | 1991 | 1992 |
| | | | | | | | | | |
| 1993 | 1994 | 1995 | 1996 | 1997 | 1998 | 1999 | 2000 | 2001 | 2002 |
| | | | | | | | | | |
| 2003 | 2004 | 2005 | 2006 | 2007 | 2008 | 2009 | 2010 | 2011 | 2012 |
| | | | | | | | | | |
| 2013 | 2014 | 2015 | 2016 | 2017 | 2018 | 2019 | 2020 | 2021 | 2022 |
| | | | | | | | | | |

3.277) sq_201410_03 2014 Oct

Wording of the question

| | | | | | | | | | |
|---|--|----------------|----------------|----------------|--|--|--|--|----------------------|
| <p>10/2014</p> <p>The United States and the EU are negotiating a Transatlantic Trade and Investment Partnership (TTIP) which will potentially have an impact on other countries</p> <p>With successfull implementation of TTIP...</p> <table border="1" style="margin-left: auto; margin-right: auto;"> <tr> <td style="background-color: #ADD8E6;">...your country's overall worldwide exports will be influenced...</td> <td style="background-color: #ADD8E6;">positively [1]</td> <td style="background-color: #ADD8E6;">no impact [2]</td> <td style="background-color: #ADD8E6;">negatively [3]</td> </tr> <tr> <td style="background-color: #ADD8E6;"> </td> <td style="background-color: #ADD8E6;"> </td> <td style="background-color: #ADD8E6;"> </td> <td style="background-color: #ADD8E6;"> </td> </tr> </table> | ...your country's overall worldwide exports will be influenced... | positively [1] | no impact [2] | negatively [3] | | | | | Variable description |
| ...your country's overall worldwide exports will be influenced... | positively [1] | no impact [2] | negatively [3] | | | | | | |
| | | | | | | | | | |

Time span of the variable

| | | | | | | | | | |
|------|------|------|------|------|------|------|------|------|------|
| 1983 | 1984 | 1985 | 1986 | 1987 | 1988 | 1989 | 1990 | 1991 | 1992 |
| | | | | | | | | | |
| 1993 | 1994 | 1995 | 1996 | 1997 | 1998 | 1999 | 2000 | 2001 | 2002 |
| | | | | | | | | | |
| 2003 | 2004 | 2005 | 2006 | 2007 | 2008 | 2009 | 2010 | 2011 | 2012 |
| | | | | | | | | | |
| 2013 | 2014 | 2015 | 2016 | 2017 | 2018 | 2019 | 2020 | 2021 | 2022 |
| | | | | | | | | | |