



List of variables

Ifo World Economic Survey

Data: 1983-Q4 2017

As of January 2018

Contents	page 1-6
Description of variables	page 7-228

LMU-Ifo Economics & Business Data Center (EBDC)

Poschingerstr. 5
81679 München

List of variables World Economic Survey

1. Identification variables

2. Standard questions

1. Identification variables

Nr.	Name	Label	Label
1.1)	year	year	Jahr
1.2)	month	month	Monat
1.3)	id	ID-code, 8-digit: 1600xxxx	ID, 8-stellig: 1600xxxx
1.4)	fbv	survey mode	Umfragemodus
1.5)	country	country code	Land
1.6)	ig	income group	Einkommensgruppe
1.7)	noq_1	number of the questionnaire (part of the identifier)	Fragebogennummer (Teil der ID)
1.8)	noq_2	number of the questionnaire (part of the identifier)	Fragebogennummer (Teil der ID)
1.9)	affiliation	current affiliation	derzeitige Zugehörigkeit
1.10)	institution	institution	Institution
1.11)	runnum	running number	Laufende Nummer
1.12)	cweight_b	country weight	Gewichtung Land
1.13)	cweight_e1	country weight	Gewichtung Land
1.14)	cweight_e2	country weight	Gewichtung Land
1.15)	eweight_b	expert weight	Expertengewichtung
1.16)	eweight_e1	expert weight	Expertengewichtung
1.17)	eweight_e2	expert weight	Expertengewichtung
1.18)	rt	record type	record type

2. Standard questions

Nr.	Name	Label	Label
2.1)	gson	judgement, present economic situation	Einschätzung allgemeine aktuelle Wirtschaftslage
2.2)	gsop	economic situation compared to last year	Allgemeine Wirtschaftslage im Vergleich zu letztem Jahr
2.3)	gsfof	economic situation end of next 6 months	Allgemeine aktuelle Wirtschaftslage ende der nächsten 6 Monate
2.4)	gscn	judgement, present economic situation	Investitionen (aktuelle Einschätzung)
2.5)	gscp	economic situation compared to last year	Investitionen (im Vergleich zu letztem Jahr)
2.6)	gscf	economic situation end of next 6 months	Investitionen (nächste 6-12 Monate)
2.7)	gspn	judgement, present economic situation	Privatkonsum (aktuelle Einschätzung)
2.8)	gspp	economic situation compared to last year	Privatkonsum (im Vergleich zu letztem Jahr)
2.9)	gspf	economic situation end of next 6 months	Privatkonsum (nächste 6-12 Monate)
2.10)	tvex	foreign trade volume export	Außenhandelsvolumen Exporte
2.11)	tvim	foreign trade volume import	Außenhandelsvolumen Importe
2.12)	tbal	trade balance	Handelsbilanz
2.13)	cprice	consumer prices	Konsumentenpreise
2.14)	infl	inflation rate	Inflationsrate
2.15)	infr	inflation rate in %	Inflationsrate in %
2.16)	irst	interest rate short-term	kurzfristige Zinsen
2.17)	irlt	interest rate long-term	langfristige Zinsen
2.18)	cuus	currencies US \$	Währungen US\$
2.19)	cude	currencies DM / Euro-DM (10/2000) / DM-Euro (1/2001-10/2001) / Euro (from 1/2002)	Währungen DM / Euro-DM (10/2000) / DM-Euro (1/2001-10/2001) / Euro (ab 1/2002)
2.20)	cuuk	currencies UK L	Währungen UK L
2.21)	cujp	currencies YEN	Währungen YEN
2.22)	vaus	value of US \$	Wert US \$
2.23)	dspl	domestic share prices	Aktienkurse Inland
2.24)	ep01	problem government policy	Problem: Politik der Regierung
2.25)	ep02	problem insufficient demand	Problem: unzureichende Nachfrage
2.26)	ep03	problem unemployment	Problem: Arbeitslosigkeit
2.27)	ep04	problem inflation	Problem: Inflation
2.28)	ep05	problem competitiveness	Problem: Wettbewerbsfähigkeit
2.29)	ep06	problem trade barriers	Problem: Handelsbarrieren
2.30)	ep07	problem skilled labour	Problem: ausgebildete Arbeit
2.31)	ep08	problem public deficits	Problem: öffentliches Haushaltsdefizit
2.32)	ep09	problem foreign debts	Problem: Auslandsschulden
2.33)	ep10	problem capital shortage	Problem: Kapitalmangel
2.34)	ep11	problem corruption	Problem: Korruption
2.35)	epyn01	problem government policy	Problem: Politik der Regierung
2.36)	epyn02	problem insufficient demand	Problem: unzureichende Nachfrage
2.37)	epyn03	problem lack of innovation	Problem: Mangel an Innovationen
2.38)	epyn04	problem inadequate infrastructure	Problem: ungeeignete Infrastruktur
2.39)	epyn05	problem international competitiveness	Problem: internationale Wettbewerbsfähigkeit
2.40)	epyn06	problem trade barriers	Problem: Handelsbarrieren
2.41)	epyn07	problem skilled labour	Problem: ausgebildete Arbeit
2.42)	epyn08	problem legal and administrative barriers	Problem: gesetzliche und administrative Barrieren
2.43)	epyn09	problem climate foreign investors	Problem: Klima ausländische Investoren
2.44)	epyn10	problem capital shortage	Problem: Kapitalmangel
2.45)	epyn11	problem lack of credible central bank policy	Problem: Mangel glaubwürdiger Zentralbankpolitik
2.46)	epyn12	problem inefficient debt management	Problem: ineffizientes Schuldenmanagement
2.47)	epyn13	problem widening income inequality	Problem: steigende Einkommensungleichheit
2.48)	epyn14	problem political instability	Problem: politische Instabilität
2.49)	epyn15	problem corruption	Problem: Korruption
2.50)	cfi1	climate foreign investors, at present	Klima Ausländische Investoren: aktuell
2.51)	cfi2	climate foreign investors, next 6 months	Klima Ausländische Investoren: nächste 6 Monate
2.52)	cfi3	climate foreign investors, at present, legal	Klima Ausländische Investoren: aktuell, gesetzlich
2.53)	cfi4	climate foreign investors, at present, political	Klima Ausländische Investoren: aktuell, politisch
2.54)	cfi5	climate foreign investors, next 6 months, legal	Klima Ausländische Investoren: nächste 6 Monate, gesetzlich
2.55)	cfi6	climate foreign investors, next 6 months, political	Klima Ausländische Investoren: nächste 6 Monate, politisch
2.56)	imep	important measures of economic policy	Wichtige Maßnahmen der Wirtschaftspolitik
2.57)	cstrcred	constraint on supply of bank credit to firms	Eingeschränkte Bankkredite an Firmen
2.58)	gdpr	growth of GDP (%) (with decimal points)	BIP-Wachstum (%) (mit Dezimalpunkt)
2.59)	gdprf	expected growth of real GDP	Erwartetes Wachstum des realen BIP
2.60)	gdprfpct	expected growth rate of real GDP	Erwartete Wachstumsrate des realen GDP
2.61)	gdprn_next	Growth of GDP (%) next year	GDP Wachstum nächstes Jahr (%)
2.62)	gdprn_wrong	Growth of GDP (%)	GDP Wachstum (%)

2.63)	gson_vas	VAS present situation	Aktuelle Situation
2.64)	click1	clicks gson_vas	Klicks gson_vas
2.65)	gsof_vas	VAS expectations	Erwartungen
2.66)	click2	clicks gsof_vas	Klicks gsof_vas
2.67)	gson_vasb	VAS present situation (test)	Aktuelle Situation (Test)
2.68)	click1b	clicks gson_vasb (test)	Klicks gson_vas (Test)
2.69)	gsof_vasb	VAS expectations (test)	Erwartungen (Test)
2.70)	click2b	clicks gsof_vasb (test)	Klicks gsof_vas (Test)
2.71)	infm	expected inflation medium term	Erwartete mittelfristige Inflation
2.72)	infm2	expected inflation medium term (in 5 years)	Erwartete mittelfristige Inflation (in 5 Jahren)

3. Special questions

Nr.	Name	Label	Label
3.1)	rq_1	default treatment question 1	Behandlung bei Zahlungsunfähigkeit Frage 1
3.2)	rq_2	default treatment question 2	Behandlung bei Zahlungsunfähigkeit Frage 2
3.3)	rq_3	default treatment question 3	Behandlung bei Zahlungsunfähigkeit Frage 3
3.4)	rq_4	default treatment question 4	Behandlung bei Zahlungsunfähigkeit Frage 4
3.5)	rq_5	default treatment question 5	Behandlung bei Zahlungsunfähigkeit Frage 5
3.6)	rq_6	default treatment question 6	Behandlung bei Zahlungsunfähigkeit Frage 6
3.7)	rq_7	default treatment question 7	Behandlung bei Zahlungsunfähigkeit Frage 7
3.8)	rq_8	default treatment question 8	Behandlung bei Zahlungsunfähigkeit Frage 8
3.9)	rq_9	default treatment question 9	Behandlung bei Zahlungsunfähigkeit Frage 9
3.10)	sq_198503_1	gdp growth 10 years	BIP Wachstum 10 Jahre
3.11)	sq_198503_2	gdp growth 10 years influence: public capital expenditures	Einfluss BIP Wachstum 10 Jahre: öffentliche Kapitalausgaben
3.12)	sq_198503_3	gdp growth 10 years influence: private capital expenditures	Einfluss BIP Wachstum 10 Jahre: private Kapitalausgaben
3.13)	sq_198503_4	gdp growth 10 years influence: private consumption	Einfluss BIP Wachstum 10 Jahre: privater Konsum
3.14)	sq_198503_5	gdp growth 10 years influence: exports	Einfluss BIP Wachstum 10 Jahre: Exporte
3.15)	sq_198503_6	gdp growth 10 years influence: supply of skilled labour	Einfluss BIP Wachstum 10 Jahre: Angebot an qualifizierter Arbeit
3.16)	sq_198503_7	gdp growth 10 years influence: costs of production	Einfluss BIP Wachstum 10 Jahre: Produktionskosten
3.17)	sq_198503_8	gdp growth 10 years influence: technical progress	Einfluss BIP Wachstum 10 Jahre: Technischer Fortschritt
3.18)	sq_198503_9	gdp growth 10 years influence: natural resources	Einfluss BIP Wachstum 10 Jahre: Natürliche Ressourcen
3.19)	sq_198503_10	gdp growth 10 years influence: environmental problems	Einfluss BIP Wachstum 10 Jahre: Umweltprobleme
3.20)	sq_198503_11	gdp growth 10 years influence: political stability	Einfluss BIP Wachstum 10 Jahre: Politische Stabilität
3.21)	sq_199004_1	competitiveness due to eastern liberalization	Wettbewerbsfähigkeit durch Ost-liberalisierung
3.22)	sq_199004_2	increased competitiveness: foreign investments	Gesteigerte Wettbewerbsfähigkeit: Auslandsinvestitionen
3.23)	sq_199004_3	increased competitiveness: liberalization at home	Gesteigerte Wettbewerbsfähigkeit: Inländische Liberalisierung
3.24)	sq_199004_4	increased competitiveness: foreign demand	Gesteigerte Wettbewerbsfähigkeit: Auslandsnachfrage
3.25)	sq_199004_5	decreased competitiveness, competition from: East Germany	Gesunkene Wettbewerbsfähigkeit, Wettbewerb aus: Ostdeutschland
3.26)	sq_199004_6	decreased competitiveness, competition from: Hungary	Gesunkene Wettbewerbsfähigkeit, Wettbewerb aus: Ungarn
3.27)	sq_199004_7	decreased competitiveness, competition from: Poland	Gesunkene Wettbewerbsfähigkeit, Wettbewerb aus: Polen
3.28)	sq_199004_8	decreased competitiveness, competition from: Romania	Gesunkene Wettbewerbsfähigkeit, Wettbewerb aus: Rumänien
3.29)	sq_199004_9	decreased competitiveness, competition from: Bulgaria	Gesunkene Wettbewerbsfähigkeit, Wettbewerb aus: Bulgarien
3.30)	sq_199004_10	decreased competitiveness, competition from: CSSR	Gesunkene Wettbewerbsfähigkeit, Wettbewerb aus: CSSR
3.31)	sq_199004_11	decreased competitiveness, competition from: USSR	Gesunkene Wettbewerbsfähigkeit, Wettbewerb aus: der UdSSR
3.32)	sq_199004_12	capital inflow due to eastern liberalization	Kapitalzufluss durch Ost-liberalisierung
3.33)	sq_199004_13	economy due to eastern liberalization	Wirtschaft durch Ost-liberalisierung
3.34)	sq_199004_14	foreign investment due to eastern liberalization: mainly Eastern Germany	Auslandsinvestitionen durch Ost-liberalisierung: v.A. Ostdeutschland
3.35)	sq_199004_15	foreign investment due to eastern liberalization: mainly Hungary	Auslandsinvestitionen durch Ost-liberalisierung: v.A. Ungarn
3.36)	sq_199004_16	foreign investment due to eastern liberalization: mainly Poland	Auslandsinvestitionen durch Ost-liberalisierung: v.A. Polen
3.37)	sq_199004_17	foreign investment due to eastern liberalization: mainly Romania	Auslandsinvestitionen durch Ost-liberalisierung: v.A. Rumänien
3.38)	sq_199004_18	foreign investment due to eastern liberalization: mainly Bulgaria	Auslandsinvestitionen durch Ost-liberalisierung: v.A. Bulgarien
3.39)	sq_199004_19	foreign investment due to eastern liberalization: mainly CSSR	Auslandsinvestitionen durch Ost-liberalisierung: v.A. CSSR
3.40)	sq_199004_20	foreign investment due to eastern liberalization: mainly USSR	Auslandsinvestitionen durch Ost-liberalisierung: v.A. UdSSR
3.41)	sq_199004_21	foreign investment due to eastern liberalization: no answer possible	Auslandsinvestitionen durch Ost-liberalisierung: keine Antwort möglich
3.42)	sq_199010_1	oil price below 20 US\$	Ölpreis unter 20 US\$
3.43)	sq_199010_2	oil price between 20 and 25 US\$	Ölpreis zwischen 20 und 25 US\$
3.44)	sq_199010_3	oil price between 26 and 30 US\$	Ölpreis zwischen 26 und 30 US\$
3.45)	sq_199010_4	oil price above 30 US\$	Ölpreis über 30 US\$
3.46)	sq_199010_5	impact of gulf crisis on economic growth	Einfluss der Golfkrise auf das Wirtschaftswachstum
3.47)	sq_199010_6	impact of gulf crisis on private investment	Einfluss der Golfkrise auf private Investitionen
3.48)	sq_199010_7	impact of gulf crisis on employment opportunities	Einfluss der Golfkrise auf Arbeitsmöglichkeiten
3.49)	sq_199010_8	impact of gulf crisis on private sector profits	Einfluss der Golfkrise auf Gewinne im Privatsektor
3.50)	sq_199010_9	impact of gulf crisis on inflation rate	Einfluss der Golfkrise auf die Inflationsrate
3.51)	sq_199010_10	impact of gulf crisis on interest rates	Einfluss der Golfkrise auf Zinsen
3.52)	sq_199010_11	impact of gulf crisis on public finance	Einfluss der Golfkrise auf öffentliche Finanzen
3.53)	sq_199010_12	impact of gulf crisis on trade balance	Einfluss der Golfkrise auf die Handelsbilanz
3.54)	sq_199101_1	5 year assessment: high growth of world trade by fairly open markets	5-Jahres Beurteilung: Großes Welthandelswachstum durch recht offene Märkte
3.55)	sq_199101_2	5 year assessment: increasing protectionism of USA	5-Jahres Beurteilung: Steigender Protektionismus der USA
3.56)	sq_199101_3	5 year assessment: increasing protectionism of European community	5-Jahres Beurteilung: Steigender Protektionismus der EG
3.57)	sq_199101_4	5 year assessment: increasing protectionism of Japan	5-Jahres Beurteilung: Steigender Protektionismus von Japan
3.58)	sq_199101_5	5 year assessment: increasing protectionism of this region	5-Jahres Beurteilung: Steigender Protektionismus dieser Region
3.59)	sq_199101_6	5 year assessment: negative impact due to protectionism	5-Jahres Beurteilung: Negative Auswirkungen durch Protektionismus
3.60)	sq_199101_7	5 year assessment: more intensive integration of trade and investment	5-Jahres Beurteilung: Intensivere Integration von Handel und Investitionen
3.61)	sq_199101_8	5 year assessment: better integration of this region into world trade	5-Jahres Beurteilung: Bessere Integration dieser region in den Welthandel
3.62)	sq_199101_9	5 year assessment: emergence of tri-polar world	5-Jahres Beurteilung: Entstehung einer tripolaren Welt
3.63)	sq_199204_1	European currency facilitates capital movements	Europäische Währung erleichtert Kapitalfluss
3.64)	sq_199204_2	European currency reduces relative importance of US\$	Europäische Währung reduziert die relative Bedeutung des US\$
3.65)	sq_199204_3	European currency facilitates international trade	Europäische Währung erleichtert internationalen Handel
3.66)	sq_199204_4	European currency facilitates tourism and personal movement	Europäische Währung erleichtert Tourismus und persönliche Beweglichkeit
3.67)	sq_199204_5	European currency has other effects	Europäische Währung hat andere Effekte
3.68)	sq_199204_6	EMU will stimulate trade	EMU regt Handel an
3.69)	sq_199204_7	EMU will lead to more protectionism	EMU führt zu mehr Protektionismus
3.70)	sq_199204_8	EMU will stimulate world trade	EMU regt Welthandel an
3.71)	sq_199204_9	EMU will not impact foreign trade volumes	EMUS wird Auslandshandelsvolumina nicht beeinflussen
3.72)	sq_199204_10	impact Maastricht convention 10 years	Einfluss Maastricht Konvention 10 Jahre

3.73)	sq_199204_11	obstacles to EMU: inflation rates	EMU Hindernisse: Inflationsraten
3.74)	sq_199204_12	obstacles to EMU: budget deficit	EMU Hindernisse: Haushaltsdefizit
3.75)	sq_199204_13	obstacles to EMU: high unemployment	EMU Hindernisse: Hohe Arbeitslosigkeit
3.76)	sq_199204_14	obstacles to EMU: income level	EMU Hindernisse: Einkommensniveau
3.76b)	sq_199204_14b	obstacles to EMU: inflation rates	EMU Hindernisse: Inflationsraten
3.77)	sq_199204_15	EMU impact: inflation	EMU Einfluss: Inflation
3.78)	sq_199204_16	EMU impact: trade with EC members	EMU Einfluss: Handel mit EG Mitgliedern
3.79)	sq_199204_17	EMU impact: trade with non-EC countries	EMU Einfluss: Handel mit nicht-EG Ländern
3.80)	sq_199204_18	EMU impact: foreign investment	EMU Einfluss: Auslandsinvestitionen
3.81)	sq_199204_19	EMU impact: economic growth	EMU Einfluss: Wirtschaftswachstum
3.82)	sq_199804_1	Asian crisis impact: domestic price competition	Einfluss Asienkrise: Inländischer Preiswettbewerb
3.83)	sq_199804_2	Asian crisis impact: export market price competition	Einfluss Asienkrise: Exportmarkt Preiswettbewerb
3.84)	sq_199804_3	Asian crisis impact: reduced domestic profit margins	Einfluss Asienkrise: verkleinerte inländische Gewinnspannen
3.85)	sq_199804_4	Asian crisis impact: reduced profit margins in export markets	Einfluss Asienkrise: verkleinerte Gewinnspannen in Exportmärkten
3.86)	sq_199804_5	Asian crisis impact: dampened economic growth	Einfluss Asienkrise: gedämpftes Wirtschaftswachstum
3.87)	sq_199804_6	expected gdp growth without asian crisis	Erwartetes BIP Wachstum ohne Asienkrise
3.88)	sq_199807_1	chances euro is important reserve currency for central banks	Wahrscheinlichkeit, dass der Euro wichtige Reserve für Zentralbanken ist
3.89)	sq_199807_2	chances euro is important transaction medium for private investors	Wahrscheinlichkeit, dass der Euro ein wichtiges Transaktionsmedium für private Investoren ist
3.90)	sq_199807_3	expected euro/US\$ exchange rate 12 months	Erwarteter Euro/US\$ Wechselkurs 12 Monate
3.91)	sq_199807_4	expected euro/US\$ exchange rate 3 years	Erwarteter Euro/US\$ Wechselkurs 3 Jahre
3.92)	sq_199807_5	country's foreign trade in euros by the end of 1999	Außenhandel des Landes in Euro zu Ende 1999
3.93)	sq_199807_6	country's foreign trade in euros in 3-5 years	Außenhandel des Landes in Euro in 3-5 Jahren
3.94)	sq_200204_1	importance of uniform accountancy principles	Bedeutung einheitlicher Buchhaltungsprinzipien
3.95)	sq_200204_2	accountancy standards and implementation need to be more rigorous	Buchhaltungsstandards und deren Ausführung müssen strenger sein
3.96)	sq_200204_3	accountancy standard implementation needs improvement	Implementation von Buchhaltungsstandards muss verbessert werden
3.97)	sq_200204_4	not necessary changing accountancy standards nor implementation	Nicht notwendig Buchhaltungsstandards oder deren Implementation zu verändern
3.98)	sq_200204_5	improved financial reporting by stronger regulation	verbesserte Finanzauskunft durch stärkere Regulierung
3.99)	sq_200204_6	improved financial reporting by stronger corporate governance	verbesserte Finanzauskunft durch stärkere Unternehmensführung
3.100)	sq_200301_1	threat of global deflation	Bedrohung durch globale Deflation
3.101)	sq_200301_2	threat of local deflation	Bedrohung durch lokale Deflation
3.102)	sq_200304_1	impact of anti terrorist measures on business	Einfluss von Anti-Terror Maßnahmen auf das Geschäft
3.103)	sq_200304_2	satisfaction with cooperation with business for security	Zufriedenheit mit Geschäftskooperation für Sicherheit
3.104)	sq_200304_3	satisfaction with emphasis on international security measures	Zufriedenheit mit Betonung auf Koordination internationaler Sicherheitsmaßnahmen
3.105)	sq_200307_1	coordination	Sicherheitsmaßnahmen
3.106)	sq_200307_2	impact of SARS on economic growth	Einfluss von SARS auf das Wirtschaftswachstum
3.107)	sq_200307_3	business travel cut due to SARS	Geschäftsreisen reduziert aufgrund von SARS
3.108)	sq_200310_1	expected negative impact of SARS on business relationships	Erwarteter negativer Einfluss von SARS auf Geschäftsbeziehungen
3.109)	sq_200310_2	effect of spam on legitimate online marketing	Einfluss von Spam auf seriöses online Marketing
3.110)	sq_200310_3	spam: legitimate online marketing constrained	Spam: seriöses online Marketing beschränkt
3.111)	sq_200401_1	spam: hampering your business	Spam: Behinderung Ihres Geschäfts
3.112)	sq_200401_2	fear of terrorism affects business prospects	Angst vor Terrorismus beeinflusst Geschäftserwartungen
3.113)	sq_200401_3	cost increases from anti-terrorism security measures	Kostensteigerungen durch Anti-Terror-Sicherheitsmaßnahmen
3.114)	sq_200404_1	economic prospects 1-2 years	Wirtschaftserwartungen 1-2 Jahre
3.115)	sq_200404_2	importance that Doha round gets back on track	Wichtigkeit, dass Doha-Runde wieder auf Kurs kommt
3.116)	sq_200407_1	satisfaction with containment of protectionism	Zufriedenheit über Eindämmung von Protektionismus
3.117)	sq_200407_2	impact of globalization on economy (country)	Einfluss der Globalisierung auf die Wirtschaft (Land)
3.118)	sq_200407_3	impact of globalization on economic welfare (country)	Einfluss der Globalisierung auf die wirtschaftliche Wohlfahrt (Land)
3.119)	sq_200410_1	impact of globalization on economic welfare (world)	Einfluss der Globalisierung auf die wirtschaftliche Wohlfahrt (Welt)
3.120)	sq_200410_2	official unemployment rate	Offizielle Arbeitslosenrate
3.121)	sq_200410_3	persons seeking work compared to official unemployment rate	Arbeitssuchende im Vergleich zu offizieller Arbeitslosenrate
3.122)	sq_200410_4	approx. effective unemployment rate	Näherungsweise effektive Arbeitslosenrate
3.123)	sq_200501_1	employment next year vs. this year	Beschäftigung nächstes Jahr im Vergleich zu Beschäftigung dieses Jahr
3.124)	sq_200501_2	ip theft problem for business (general)	Problem des Diebstahls von geistigem Eigentum (allgemein)
3.125)	sq_200501_3	ip theft problem for business (country)	Problem des Diebstahls von geistigem Eigentum (Land)
3.126)	sq_200501_4	ip theft protection by government necessary (general)	Notwendigkeit, dass Regierung geistiges Eigentum schützt (allgemein)
3.127)	sq_200504_1	ip theft protection by government necessary (country)	Notwendigkeit, dass Regierung geistiges Eigentum schützt (Land)
3.128)	sq_200504_2	necessity G8 ensuring Doha round conclusion	Notwendigkeit, dass G8 Entschluss der Doha-Runde gewährleistet
3.129)	sq_200504_3	Doha round contributes to achieve Millenium Development Goals	Doha-Runde trägt zur Erreichung der Millenium Entwicklungsziele bei
3.130)	sq_200507_1	private sector important for climate change solutions	Privatsektor wichtig für Lösungen für den Klimawandel
3.131)	sq_200507_2	importance of internet for private use	Bedeutung des Internets für Privatgebrauch
3.132)	sq_200507_3	importance of internet for business	Bedeutung des Internets für Geschäfte
3.133)	sq_200507_4	degree of digital divide	Grad der digitalen Kluft
3.134)	sq_200507_5	internet best as of now with stakeholders	Internet am besten wie jetzt mit Stakeholdern
3.135)	sq_200510_1	internet best with shift in responsibility to governments	Internet-Verantwortlichkeit sollte zu Regierungen übergehen
3.136)	sq_200510_2	importance of WTO consensus in agriculture	Bedeutung eines WTO-Konsens für Landwirtschaft
3.137)	sq_200510_3	importance of WTO consensus in market access of industrial goods	Bedeutung eines WTO-Konsens für den Marktzugang von Industriegütern
3.138)	sq_200510_4	importance of WTO consensus in service sector	Bedeutung eines WTO-Konsens für den Dienstleistungssektor
3.139)	sq_200510_5	importance of WTO consensus in trade facilitation	Bedeutung eines WTO-Konsens für Handelsvereinfachungen
3.140)	sq_200601_1	importance of WTO consensus in special country treatments	Bedeutung eines WTO-Konsens wegen speziellen Behandlungen
3.141)	sq_200601_2	impact of rising oil prices on company operations	Einfluss steigender Ölpreise auf Geschäfte
3.142)	sq_200604_1	companies trying to improve energy efficiency due to rising oil prices	Firmen versuchen Energieeffizienz wegen steigender Ölpreise zu verbessern
3.143)	sq_200604_2	volume of counterfeit products	Volumen von Fälschungen
3.144)	sq_200604_3	understanding of counterfeiting risks	Verständnis des Risikos durch Fälschungen
3.145)	sq_200607_1	foreign investment in not ip protecting countries	Auslandsinvestitionen in Länder ohne Schutz geistigen Eigentums
3.146)	sq_200607_2	concern about intergovernmental internet involvement	Bedenken bezüglich zwischenstaatlicher Internet-Verwicklung
3.147)	sq_200610_1	importance of business shaping internet governance	Bedeutung, dass Führung des Internets geschäftsgeprägt ist
3.148)	sq_200610_2	WTO negotiation suspension concerns	Bedenken bzgl. WTO Verhandlungsaufschub
3.149)	sq_200610_3	WTO negotiation suspension concerns: export opportunities	Bedenken bzgl. WTO Verhandlungsaufschub: Exportmöglichkeiten
3.150)	sq_200610_4	WTO negotiation suspension concerns: protectionism	Bedenken bzgl. WTO Verhandlungsaufschub: Protektionismus
3.151)	sq_200610_5	WTO negotiation suspension concerns: trade disputes	Bedenken bzgl. WTO Verhandlungsaufschub: Handels-Streitigkeiten
3.152)	sq_200701_1	WTO negotiation suspension concerns: bilateral agreements	Bedenken bzgl. WTO Verhandlungsaufschub: zweiseitige Übereinkünfte
3.153)	sq_200701_2	public debate based on evidence: economic growth	Öffentliche Debatte beweisgestützt: Wirtschaftswachstum
3.154)	sq_200701_3	public debate based on evidence: financial conditions	Öffentliche Debatte beweisgestützt: Finanzbedingungen
3.155)	sq_200701_4	public debate based on evidence: public finance	Öffentliche Debatte beweisgestützt: Öffentliche Finanzen
3.156)	sq_200701_5	public debate based on evidence: knowledge economy	Öffentliche Debatte beweisgestützt: Wissensökonomie
3.157)	sq_200701_6	public debate based on evidence: environment/energy	Öffentliche Debatte beweisgestützt: Umwelt/Energie
3.158)	sq_200701_7	public debate based on evidence: labour market	Öffentliche Debatte beweisgestützt: Arbeitsmarkt
3.159)	sq_200701_8	public debate based on evidence: social conditions	Öffentliche Debatte beweisgestützt: Soziale Bedingungen
3.160)	sq_200701_9	public debate based on evidence: security and safety	Öffentliche Debatte beweisgestützt: Sicherheit
3.161)	sq_200701_10	quality of information source: report	Qualität der Informationsquellen: Bericht
3.162)	sq_200704_1	quality of information source: website	Qualität der Informationsquellen: Website
3.163)	sq_200704_2	investment protectionism concerns	Bedenken bezüglich Investitionsprotektionismus
3.164)	sq_200704_3	investment protectionism concerns: investment climate	Bedenken bezüglich Investitionsprotektionismus: Investitionsklima
		investment protectionism concerns: costs	Bedenken bezüglich Investitionsprotektionismus: Kosten

3.165)	sq_200704_4	investment protectionism concerns: competitiveness	Bedenken bezüglich Investitionsprotektionismus: Wettbewerbsfähigkeit
3.166)	sq_200704_5	investment protectionism concerns: forcing into alt. markets	Bedenken bezüglich Investitionsprotektionismus: Drängen in alternative Märkte
3.167)	sq_200707_1	necessary to have comprehensive picture of counterfeiting	Notwendig ein umfassendes Bild von Produktfälschung zu haben
3.168)	sq_200707_2	actions against counterfeiting required	Handlungen gegen Fälschungen notwendig
3.169)	sq_200707_3	more resources and enforcement required against counterfeiting	mehr Ressourcen und Vollstreckung gegen produktfälschung notwendig
3.170)	sq_200710_1	sovereign wealth funds concerns	Staatsfonds Bedenken
3.171)	sq_200801_1	sub-prime credit crisis effects in first half of 2008	Effekte der Subprime-Kredit Krise in der ersten Hälfte von 2008
3.172)	sq_200801_2	sub-prime credit crisis effects in second half of 2008	Effekte der Subprime-Kredit Krise in der Zweiten Hälfte von 2008
3.173)	sq_200801_3	internet shutdown impact	Einfluss eines Internet-Ausfalls
3.174)	sq_200801_4	stakeholders developing internet functioning policies	Stakeholder in Entwicklung von Politiken bzgl Internetfunktionalität
3.175)	sq_200804_1	impact of successful Doha round negotiations	Einfluss erfolgreiche Doha-Runden Verhandlungen
3.176)	sq_200804_2	no conclusion due to lack of political will	Keine Einigung aufgrund fehlendem politischem Willen
3.177)	sq_200807_1	negative effect of oil prices	negativer Einfluss auf Ölpreise
3.178)	sq_200807_2	other technologies due to oil prices	Andere Technologien aufgrund von Ölpreisen
3.179)	sq_200807_3	fossil fuel prices challenge energy needs	Preise für fossile Brennstoffe sind eine Herausforderung für Energiebedarfsdeckung
3.180)	sq_200807_4	account imbalances due to oil prices	Bilanzungleichheit aufgrund von Ölpreisen
3.181)	sq_200807_5	disequilibrium due to oil prices	Ungleichgewicht aufgrund von Ölpreisen
3.182)	sq_200810_1	Doha round difficulties affect climate change agreements	Schwierigkeiten der Doha-Runde beeinflussen Klimawandel-Übereinkünfte
3.183)	sq_200810_2	unilateral trade sanctions affect trade more than environment	Einseitige Handelssanktionen beeinflussen Handel mehr als die Umwelt
3.184)	sq_200901_1	Doha round potentially mitigating financial crisis impacts	Doha-Runde mildert potentiell Einflüsse der Finanzkrise
3.185)	sq_200901_2	gov. should refrain from protectionist measures	Regierungen sollten keine Protektionsmaßnahmen ergreifen
3.186)	sq_200901_3	gov. should expand gauranteees to exporters	Regierungen sollten Garantien an Exporteure erweitern
3.187)	sq_200904_1	losses due to piracy and counterfeiting	Verlust aufgrund von Piraterie und Fälschungen
3.188)	sq_200904_2	investment against piracy and counterfeiting	Investitionen gegen Piraterie und Fälschungen
3.189)	sq_200904_3	raise ip awareness	Erhöhen des Bewusstseins bzgl. Geistigen Eigentums
3.190)	sq_200907_1	policy measures against crisis	Politikmaßnahmen gegen Krise
3.191)	sq_200907_2	impact of recession on anti corruption measures	Einfluss der Rezession auf Anti-Korruptionsmaßnahmen
3.192)	sq_200910_1	low carbon economy opportunities	Möglichkeiten Dekarbonisierung
3.193)	sq_200910_2	guidelines support the fight against climate change	Leitfäden unterstützen den Kampf gegen den Klimawandel
3.194)	sq_201001_1	G20 leads to better coordination	G20 führt zu besserer Koordination
3.195)	sq_201004_1	impact of stimulus package debt on economic recovery	Einfluss der Anreizpaketschuld auf wirtschaftliche Erholung
3.196)	sq_201007_1	cross-border trade vital for economic recovery	Grenzübergreifender Handel essentiell für wirtschaftliche Erholung
3.197)	sq_201007_2	increasing cross-border trade/investment: eliminating protectionism	Grenzübergreifenden Handel/Investitionen erhöhen: Protektionismus eliminieren
3.198)	sq_201007_3	increasing cross-border trade/investment: trade terms	Grenzübergreifenden handel/Investitionen erhöhen: Handelsbedingungen
3.199)	sq_201007_4	increasing cross-border trade/investment: trade finance	Grenzübergreifenden Handel/Investitionen erhöhen: Handelsfinanz
3.200)	sq_201007_5	increasing cross-border trade/investment: consumer demand	Grenzübergreifenden Handel/Investitionen erhöhen: Konsumentennachfrage
3.201)	sq_201007_6	increasing cross-border trade/investment: currency valuations	Grenzübergreifenden Handel/Investitionen erhöhen: Währungsbewertungen
3.202)	sq_201010_1	common rules/standards facilitate int. trade	einheitliche Regelungen/Standards erleichtern Handel
3.203)	sq_201010_2	implementing Incoterms rules into legislation	Incoterms Regelungen in die Gesetzgebung implementieren
3.204)	sq_201101_1	currency wars signal of protectionism being a threat	Währungskriege sind Zeichen, dass Protektionismus eine Bedrohung ist
3.205)	sq_201104_1	G20 should play leadership role to: reduce global econ. imbalances	G20 sollte führende Rolle spielen um: globale wirtschaftliche Ungleichheiten zu reduzieren
3.206)	sq_201104_2	G20 should play leadership role to: promote regulatory convergence	G20 sollte führende Rolle spielen um: regulatorische Annäherung zu fördern
3.207)	sq_201104_3	G20 and private sectors fighting corruption for economic growth	G20 und Privatsektoren bekämpfen Korruption für Wirtschaftswachstum
3.208)	sq_201107_1	G20 priorities: fighting protectionism	G20 Prioritäten: Protektionismus bekämpfen
3.209)	sq_201107_2	G20 priorities: internat. monetary system reform	G20 Prioritäten: Reform des internationalen monetären Systems
3.210)	sq_201107_3	G20 priorities: improving financial regulation	G20 Prioritäten: Finanzielle Regulierung verbessern
3.211)	sq_201107_4	G20 priorities: green growth	G20 Prioritäten: grünes Wachstum
3.212)	sq_201107_5	G20 priorities: combat climate change	G20 Prioritäten: Klimawandel bekämpfen
3.213)	sq_201107_6	G20 priorities: internat. cooperation against corruption	G20 Prioritäten: internationale Kooperation gegen Korruption
3.214)	sq_201107_7	G20 priorities: price volatility	G20 Prioritäten: Preisvolatilität
3.215)	sq_201107_8	G20 priorities: coordination against external payment imbalances	G20 Prioritäten: Koordination gegen internationale Zahlungsungleichheiten
3.216)	sq_201107_9	G20 priorities: unemployment	G20 Prioritäten: Arbeitslosigkeit
3.217)	sq_201107_10	G20 priorities: direct investment across frontiers	G20 Prioritäten: Grenzübergreifende Direktinvestitionen
3.218)	sq_201107_11	G20 priorities: other	G20 Prioritäten: andere
3.219)	sq_201110_1	awareness of ICANN programme approval	Wissen über ICANN Programmzulassung
3.220)	sq_201110_2	sufficiently informed about ICANN programme approval	Ausreichend informiert über ICANN Programmzulassung
3.221)	sq_201110_3	business opportunities due to ICANN programme	Geschäftsmöglichkeiten durch ICANN Programm
3.222)	sq_201201_1	damage due to collapsing Eurozone: short term	Schaden durch Zusammenbrechen der Eurozone: kurze Frist
3.223)	sq_201201_2	damage due to collapsing Eurozone: mid- and long-term	Schaden durch Zusammenbruch der Eurozone: Mittlere und lange Frist
3.224)	sq_201204_1	sufficient multilateral coop. by gov. on environmental issues	Ausreichende mehrseitige Kooperation von Regierungen in Umweltfragen
3.225)	sq_201204_2	successful integration of environmental impact into business practices	Erfolgreiche Integration des Umwelteinflusses in Geschäftshandlungen
3.226)	sq_201204_3	Rio+20 outcomes: multilat. environmental governance	Rio+20 Ergebnisse: mehrseitige Umweltsteuerung
3.227)	sq_201204_4	Rio+20 outcomes: private sector in decision-making	Rio+20 Ergebnisse: Privatsektor im Entscheidungsprozess
3.228)	sq_201204_5	Rio+20 outcomes: understanding of conditions for green economy	Rio+20 Ergebnisse: Verstehen der Bedingungen für grüne Wirtschaft
3.229)	sq_201207_1	multilat. agreement for framework of enforceable global rules	Mehrseitige einigung für Rahmenbedingungen für durchführbare globale Regelungen
3.230)	sq_201210_1	emphasis on ethics improving economy	Betonung auf Ethik-verbessernde Wirtschaft
3.231)	sq_201210_2	anti-corruption factors: transparency	Anti-Korruptions Faktoren: Transparenz
3.232)	sq_201210_3	anti-corruption factors: sectoral initiatives	Anti-Korruptions Faktoren: sektorische Initiativen
3.233)	sq_201210_4	anti-corruption factors: private sector in review mechanisms	Anti-Korruptions Faktoren: Privater Sektor in Prüfungsmechanismus
3.234)	sq_201210_5	anti-corruption factors: public-private partnerships on capacity-building and training	Anti-Korruptions Faktoren: öffentlich-private Partnerschaft bzgl. Kapazitätenbildung und-training
3.235)	sq_201210_6	anti-corruption factors: business codes of conduct	Anti-Korruptions Faktoren: Geschäfts-Verhaltenskodex
3.236)	sq_201301_1	SME bank credits affected by financial crisis	SME Bankkredite beeinflusst von der Finanzkrise
3.237)	sq_201301_2	SME essential for economy	SME essentiell für die Wirtschaft
3.238)	sq_201304_1	assessment of World Trade Agenda initiative	Beurteilung der World Trade Agenda Initiative
3.239)	sq_201304_2	World Trade Agenda initiative elements: trade facilitation agreement	Elemente World Trade Agenda Initiative: Einigung Handelserleichterung
3.240)	sq_201304_3	World Trade Agenda initiative elements: product coverage of IT agreement	Elemente World Trade Agenda Initiative: Produktdeckung der IT Vereinbarung
3.241)	sq_201304_4	World Trade Agenda initiative elements: multilat framework for internat. investment	Elemente World Trade Agenda Initiative: Mehrseitige Rahmenbedingungen für internationale Investitionen
3.242)	sq_201304_5	World Trade Agenda initiative elements: multilat and sectoral negotiating approaches	Elemente World Trade Agenda Initiative: multilaterale und sektorale Verhandlungs-Herangehensweisen
3.243)	sq_201304_6	World Trade Agenda initiative elements: lower barriers for trade of environmental goods/services	Elemente World Trade Agenda Initiative: geringere Handelsbarrieren für Umweltgüter/-dienstleistungen
3.244)	sq_201304_7	World Trade Agenda initiative elements: trade rules compatibility	Elemente World Trade agenda Initiative: Kompatibilität von Handelsregelungen

3.245)	sq_201304_8	World Trade Agenda initiative elements: modern negotiating approaches	Elemente der World Trade Agenda Initiative: moderne Verhandlungs-Herangehensweisen
3.246)	sq_201307_1	tax most burdensome for administration	Steuer, die Verwaltung am meisten belastet
3.247)	sq_201307_2	legal tax competition	Legaler Steuerwettbewerb
3.248)	sq_201310_1	WTO agreement on trade facilitation	WTO Einigung über Handelserleichterung
3.249)	sq_201310_2	WTO agreement on negotiating approaches to liberalize multilat. world trade	WTO Einigung über Verhandlungsweisen um multilateralen Welthandel zu liberalisieren
3.250)	sq_201401_1	effect of less expansionary US monetary policy on your: GDP	Effekt von weniger expansiver US Geldpolitik auf Ihr: BIP
3.251)	sq_201401_2	effect of less expansionary US monetary policy on your: exchange rate per US\$	Effekt von weniger expansiver US Geldpolitik auf Ihren: Wechselkurs pro US\$
3.252)	sq_201401_3	effect of less expansionary US monetary policy on your: portfolio investments by foreigners	Effekt von weniger expansiver US Geldpolitik auf Ihre: Portfolioinvestitionen von Ausländern
3.253)	sq_201401_4	effect of less expansionary US monetary policy on your: long-term interest rates	Effekt von weniger expansiver US Geldpolitik auf Ihre: langfristigen Zinsen
3.254)	sq_201404_1	bond purchases: combat deflationary spirals	Bondkäufe: Bekämpfen Deflationsspiralen
3.255)	sq_201404_2	bond purchases: lead to high mid-term inflation	Bondkäufe: führen zu hoher mittelfristiger Inflation
3.256)	sq_201404_3	bond purchases: reduce funding costs	Bondkäufe: reduzieren Finanzierungskosten
3.257)	sq_201404_4	bond purchases: reduce mid-term fiscal discipline	Bondkäufe: reduzieren die mittelfristige Fiskaldisziplin
3.258)	sq_201404_5	bond purchases: allow time for structural reforms	Bondkäufe: geben Zeit für strukturelle Reformen
3.259)	sq_201404_6	bond purchases: lead to loss of central bank independence	Bondkäufe: führen zu Verlust von der Unabhängigkeit von Zentralbanken
3.260)	sq_201404_7	bond purchases: trigger mid-term asset price bubbles	Bondkäufe: verursachen mittelfristige Preisblasen von Vermögensgegenständen
3.261)	sq_201404_8	bond purchases: prevent short-term irrational overshooting	Bondkäufe: verhindern irrationales, kurzfristiges Hinausschießen
3.262)	sq_201404_9	bond purchases: trigger capital flows into emerging markets	Bondkäufe: verursachen Kapitalfluss in aufsteigende Märkte
3.263)	sq_201407_1	effect of Russian-Ukrainian conflict	Einfluss des Russland-Ukraine Konflikts
3.264)	sq_201407_2	effect of Russian-Ukrainian conflict: exports	Einfluss des Russland-Ukraine Konflikts: Exporte
3.265)	sq_201407_3	effect of Russian-Ukrainian conflict: imports	Einfluss des Russland-Ukraine Konflikts: Importe
3.266)	sq_201407_4	effect of Russian-Ukrainian conflict: foreign direct investment	Einfluss des Russland-Ukraine Konflikts: Ausländische Direktinvestitionen
3.267)	sq_201407_5	effect of Russian-Ukrainian conflict: financial markets	Einfluss des Russland-Ukraine Konflikts: Finanzmärkte
3.268)	sq_201407_6	effect of Russian-Ukrainian conflict: energy prices	Einfluss des Russland-Ukraine Konflikts: Energiepreise
3.269)	sq_201407_7	effect of Russian-Ukrainian conflict: energy supplies	Einfluss des Russland-Ukraine Konflikts: Energieversorgung
3.270)	sq_201407_8	effect of Russian-Ukrainian conflict: political stability	Einfluss des Russland-Ukraine Konflikts: Politische Stabilität
3.271)	sq_201407_9	risk from Russian-Ukrainian conflict: freezing trade relations	Risiken des Russland-Ukraine Konflikts: einfrierende Handelsbeziehungen
3.272)	sq_201407_10	risk from Russian-Ukrainian conflict: rising energy prices	Risiken des Russland-Ukraine Konflikts: Steigende Energiepreise
3.273)	sq_201407_11	risk from Russian-Ukrainian conflict: threat to energy supplies	Risiken des Russland-Ukraine Konflikts: Bedrohung für Energieversorgung
3.274)	sq_201407_12	risk from Russian-Ukrainian conflict: financial market contagion	Risiken des Russland-Ukraine Konflikts: Ansteckung des Finanzmarktes
3.275)	sq_201407_13	risk from Russian-Ukrainian conflict: military escalation	Risiken des Russland-Ukraine Konflikts: Militärische Eskalation
3.276)	sq_201410_1	TTIP: influences demand for final goods exports to EU & US	TTIP: Beeinflusst Nachfrage nach Fertigwaren-Exporten in die EU und US
3.277)	sq_201410_2	TTIP: influences demand for intermediate goods exports to EU & US	TTIP: Beeinflusst Nachfrage nach Zwischenprodukt-Exporten in die EU und US
3.278)	sq_201410_3	TTIP: influences overall worldwide exports	TTIP: Beeinflusst gesamte weltweite Exporte
3.279)	sq_201501_1	bank asset quality reviews in the past 5 years	Bankenvermögen Qualitätstest in den letzten 5 Jahren
3.280)	sq_201501_2	bank stress test in the past 5 years	Banken Stresstest in den letzten 5 Jahren
3.281)	sq_201501_3	increased transparency and investor confidence due to asset quality review/stress test	Erhöhte Transparenz und Investorenzuversicht durch Vermögens-Qualitätstest/Stresstests
3.282)	sq_201504_1	oil price by the end of 2015	Ölpreis Ende 2015
3.283)	sq_201504_2	effect of oil price decline on real GDP growth	Effekt von sinkenden Ölpreisen auf reales BIP Wachstum
3.284)	sq_201504_3	effect of oil price decline on real GDP growth in percentage points	Effekt von sinkenden Ölpreisen auf reales BIP Wachstum in Prozentpunkten
3.285)	sq_201504_4	effect of oil price decline on inflation rate	Effekt von sinkenden Ölpreisen auf die Inflationsrate
3.286)	sq_201504_5	effect of oil price decline on inflation rate in percentage points	Effekt von sinkenden Ölpreisen auf die Inflationsrate in Prozentpunkten
3.287)	sq_201510_1	Greece and the Eurozone: Greece should exit (earlier assessment)	Griechenland und die Eurozone: Griechenland sollte austreten (frühere Einschätzung)
3.288)	sq_201510_2	Greece and the Eurozone: Greece should exit	Griechenland und die Eurozone: Griechenland sollte austreten
3.289)	sq_201510_3	Greece and the Eurozone: IMF should provide credit	Griechenland und die Eurozone: IMF sollte Kredite bereitstellen
3.290)	sq_201510_4	Greece and the Eurozone: economic reform programs	Griechenland und die Eurozone: Wirtschaftsreformprogramme
3.291)	sq_201601_1	terrorism affects the world economy	Einfluss von Terrorismus auf die Weltwirtschaft
3.292)	sq_201601_2	terrorism affects your country	Einfluss von Terrorismus auf eigenes Land
3.292)	sq_201604_1	exp. Immigration policies wrt high skill	Erwartete Immigrationspolitik bezüglich high skill
3.294)	sq_201604_2	exp. Immigration policies wrt low skill	Erwartete Immigrationspolitik bzgl low skill
3.295)	sq_201604_3	exp. Immigration policies wrt refugees	Erwartete Immigrationspolitik bezüglich Flüchtlingen
3.296)	sq_201604_4	exp. Immigration policies wrt family members	Erwartete Immigrationspolitik bezüglich Familienmitgliedern
3.297)	sq_201604_5	suggested immigration policies wrt high skill	Empfohlene Immigrationspolitik bzgl high skill
3.298)	sq_201604_6	suggested immigration policies wrt low skill	Empfohlene Immigrationspolitik bzgl low skill
3.299)	sq_201604_7	suggested immigration policies wrt refugees	Empfohlene Immigrationspolitik bzgl Flüchtlingen
3.300)	sq_201604_8	suggested immigration policies wrt family members	Empfohlene Immigrationspolitik bzgl Familienmitgliedern
3.301)	sq_201604_9	favouring UK leaving EU (Brexit)	Für den Austritt Großbritanniens aus der EU (Brexit)
3.302)	sq_201607_1	public opinion ranking: promoting economic growth	Ranking öffentliche Meinung: Wirtschaftswachstum fördern
3.303)	sq_201607_2	public opinion ranking: improving public goods	Ranking öffentliche Meinung: öffentliche Güter verbessern
3.304)	sq_201607_3	public opinion ranking: local environmental issues	Ranking öffentliche Meinung: Lokale Umweltprobleme
3.305)	sq_201607_4	public opinion ranking: limiting climate change	Ranking öffentliche Meinung: Begrenzung Klimawandel
3.306)	sq_201607_5	public opinion ranking: inequality	Ranking öffentliche Meinung: Ungleichheit
3.307)	sq_201607_6	investment decision ranking: interest rates	Ranking Investitionsentscheidungen: Zinsen
3.308)	sq_201607_7	investment decision ranking: political stability and institutions	Ranking Investitionsentscheidungen: Politische Stabilität und Institutionen
3.309)	sq_201607_8	investment decision ranking: future climate policy	Ranking Investitionsentscheidungen: zukünft. Klimapolitik
3.310)	sq_201607_9	investment decision ranking: impacts of climate change	Ranking Investitionsentscheidungen: Einflüsse des Klimawandels
3.311)	sq_201607_10	investment decision ranking: changes in global trade	Ranking Investitionsentscheidungen: Änderungen globaler Handel
3.312)	sq_201607_11	expected year of emission reductions	Erwartetes Jahr von Emissionsrückgängen
3.313)	sq_201607_12	affected by Brexit this year	Beeinflusst von Brexit dieses Jahr
3.314)	sq_201607_12_click	clicks - affected by Brexit this year	Klicks - Beeinflusst von Brexit dieses Jahr
3.315)	sq_201607_13	affected by Brexit next 3 to 5 years	Beeinflusst von Brexit nächste 3 bis 5 Jahre
3.316)	sq_201607_13_click	clicks - affected by Brexit next 3 to 5 years	Klicks - Beeinflusst von Brexit nächste 3 bis 5 Jahre
3.317)	sq_201610_1	public debt: management assessment	Staatsschuld: Einschätzung Management
3.318)	sq_201610_2	public debt: risk foreign currency	Staatsschuld: Risiko Auslandswährung
3.319)	sq_201610_3	public debt: risk interest rate	Staatsschuld: Zinsen
3.320)	sq_201610_4	public debt: risk refinancing	Staatsschuld: Risikofinanzierung
3.321)	sq_201610_5	public debt: market assessment	Staatsschuld: Markteinschätzung
3.322)	sq_201610_6	public debt: problem small economy	Staatsschuld: Problem kleine Wirtschaft
3.323)	sq_201610_7	public debt: problem framework	Staatsschuld: Problem Rahmenbedingungen
3.324)	sq_201610_8	public debt: problem infrastructure	Staatsschuld: Problem Infrastruktur
3.325)	sq_201610_9	public debt: problem macroecon. Risk	Staatsschuld: Problem makroökon. Risiko
3.326)	sq_201610_10	public debt: problem startegy	Staatsschuld: Problem Strategie
3.327)	sq_201610_11	economy risks: china slowdown	Konjunkturrisiken: Verlangsamung China

3.328)	sq_201610_12	economy risks: Donald Trump	Konjunkturrisiken: Donald Trump
3.329)	sq_201610_13	economy risks: Hillary Clinton	Konjunkturrisiken: Hillary Clinton
3.330)	sq_201610_14	economy risks: EU Fragility	Konjunkturrisiken: EU Fragilität
3.331)	sq_201610_15	economy risks: terrorism	Konjunkturrisiken: Terrorismus
3.332)	sq_201610_16	economy risks: market crisis	Konjunkturrisiken: Marktkrise
3.333)	sq_201701_1	credit: non-performing loans since 2008	Kredite: notleidende Kredite seit 2008
3.334)	sq_201701_2	credit: new business loans since 2008	Kredite: neue Geschäftsdarlehen seit 2008
3.335)	sq_201701_3	credit: existing loans since 2008	Kredite: bestehende Darlehen seit 2008
3.336)	sq_201701_4	credit: supervision of banks since 2012	Kredite: Bankenkontrolle seit 2012
3.337)	sq_201701_5	free trade agreements: effects on economy	Freihandelsabkommen: Einfluss auf die Wirtschaft
3.338)	sq_201701_6	free trade agreements: more specialization	Freihandelsabkommen: mehr Spezialisierung
3.339)	sq_201701_7	free trade agreements: higher net exports	Freihandelsabkommen: höhere Nettoexporte
3.340)	sq_201701_8	free trade agreements: loss of jobs	Freihandelsabkommen: Arbeitsverlust
3.341)	sq_201701_9	free trade agreements: increasing total welfare	Freihandelsabkommen: steigende Gesamtwohlfahrt
3.342)	sq_201701_10	free trade agreements: higher environmental pollution	Freihandelsabkommen: höheres Umweltschmutzung
3.343)	sq_201701_11	free trade agreements: lower price levels	Freihandelsabkommen: geringeres Preisniveau
3.344)	sq_201701_12	free trade agreements: more efficient production	Freihandelsabkommen: effizientere Produktion
3.345)	sq_201701_13	free trade agreements: lower net exports	Freihandelsabkommen: geringere Nettoexporte
3.346)	sq_201701_14	free trade agreements: job creation	Freihandelsabkommen: Arbeitschaffung
3.347)	sq_201701_15	free trade agreements: decreasing total welfare	Freihandelsabkommen: sinkende Gesamtwohlfahrt
3.348)	sq_201701_16	free trade agreements: lower consumer protection	Freihandelsabkommen: geringerer Konsumentenschutz
3.349)	sq_201701_17	free trade agreements: other	Freihandelsabkommen: andere
3.350)	sq_201704_1	populism: role past 5 years	Populismus: Rolle in den letzten 5 Jahren
3.351)	sq_201704_2	populism: influence on economic policy making	Populismus: Einfluss auf Wirtschaftspolitik
3.352)	sq_201704_3	populims effects: increase in redistributive policies	Populismus Effekte: mehr Umverteilungspolitik
3.353)	sq_201704_4	populism effects: restriction of trade	Populismus Effekte: Handelsbeschränkungen
3.354)	sq_201704_5	populism effects: increase in short term spending	Populismus Effekte: Steigerung der kurzfristigen Ausgaben
3.355)	sq_201704_6	populism effects: tax cuts	Populismus Effekte: Steuersenkungen
3.356)	sq_201704_7	populism effects: more limits on migration	Populismus Effekte: Mehr Migrationsbeschränkungen
3.357)	sq_201704_8	populism effects: restructuring of the economy	Populismus Effekte: Umstrukturierung der Wirtschaft
3.358)	sq_201707_1	inequality: change last 5 years	Ungleichheit: Änderung 5 Jahre
3.359)	sq_201707_2	inequality: income inequality hinders economic growth	Ungleichheit: Einkommensungleichheit behindert Wirtschaftswachstum
3.360)	sq_201707_3	inequality: wealth inequality hinders economic growth	Ungleichheit: Vermögensungleichheit behindert Wirtschaftswachstum
3.361)	sq_201707_4	inequality: income distribution type	Ungleichheit: Typ der Einkommensverteilung
3.362)	sq_201707_5	inequality instruments: tax system	Ungleichheits-instrumente: Steuersystem
3.363)	sq_201707_6	inequality instruments: labour market regulations	Ungleichheits-instrumente: Arbeitsmarktregulierungen
3.364)	sq_201707_7	inequality instruments: education system	Ungleichheits-instrumente: Bildungswesen
3.365)	sq_201707_8	inequality instruments: basic income	Ungleichheits-instrumente: Grundeinkommen
3.366)	sq_201707_9	inequality instruments: minimum wage	Ungleichheits-instrumente: Mindestlohn
3.367)	sq_201707_10	inequality instruments: strengthening unions	Ungleichheits-instrumente: Gewerkschaften stärken
3.368)	sq_201707_11	inequality instruments: none, no issue	Ungleichheits-instrumente: Keine Probleme
3.369)	sq_201710_1a	Impact Trump Administration US economy	Trump-Regierung: Einfluss auf Wirtschaft in US
3.370)	sq_201710_1b	Impact Trump Administration World Economy	Trump-Regierung: Einfluss auf Wirtschaft des Landes des Befragten
3.371)	sq_201710_1c	Impact Trump Administration Country Economy	Trump-Regierung: Einfluss auf Weltwirtschaft
3.372)	sq_201710_2a	VAS Social Justice	Trump-Regierung: Auswirkung auf soziale Gerechtigkeit - Slider
3.373)	sq_201710_2b	click_Trump_Social_Justice	clicks sq_201710_2a
3.374)	sq_201710_2c	Expectation Social Justice	Trump-Regierung: Auswirkung auf soziale Gerechtigkeit
3.375)	sq_201710_3a	VAS Health Care	Trump-Regierung: Auswirkung auf Gesundheitssystem - Slider
3.376)	sq_201710_3b	click_Trump_Health_Care	clicks sq_201710_3a
3.377)	sq_201710_3c	Expectation Health Care	Trump-Regierung: Auswirkung auf Gesundheitssystem
3.378)	sq_201710_4a	VAS Employment	Trump-Regierung: Auswirkung auf Beschäftigung - Slider
3.379)	sq_201710_4b	click_Trump_Employment	clicks sq_201710_4a
3.380)	sq_201710_4c	Expectation Employment	Trump-Regierung: Auswirkung auf Beschäftigung
3.381)	sq_201710_5a	VAS Business Climate	Trump-Regierung: Auswirkung auf Geschäftsklima - Slider
3.382)	sq_201710_5b	click_Trump_Business_Climate	clicks sq_201710_5a
3.383)	sq_201710_5c	Expectation Business Climate	Trump-Regierung: Auswirkung auf Geschäftsklima
3.384)	sq_201710_6a	VAS Trade Deals	Trump-Regierung: Auswirkung auf Handelsabkommen - Slider
3.385)	sq_201710_6b	click_Trump_Trade_Deals	clicks sq_201710_6a
3.386)	sq_201710_6c	Expectation Trade Deals	Trump-Regierung: Auswirkung auf Handelsabkommen
3.387)	sq_201710_7a	VAS Environment	Trump-Regierung: Auswirkung auf Umweltschutz - Slider
3.388)	sq_201710_7b	click_Trump_Environment	clicks sq_201710_7a
3.389)	sq_201710_7c	Expectation Environment	Trump-Regierung: Auswirkung auf Umweltschutz
3.390)	sq_201710_8a	VAS Red Tape	Trump-Regierung: Auswirkung auf Bürokratie - Slider
3.391)	sq_201710_8b	click_Trump_Red_Tape	clicks sq_201710_8a
3.392)	sq_201710_8c	Expectation Red Tape	Trump-Regierung: Auswirkung auf Bürokratie
3.393)	sq_201710_9a	VAS Illegal Immigrants	Trump-Regierung: Auswirkung auf illegale Immigranten - Slider
3.394)	sq_201710_9b	click_Trump_Illegal_Immigration	clicks sq_201710_9a
3.395)	sq_201710_9c	Expectation Illegal Immigration	Trump-Regierung: Auswirkung auf illegale Immigranten
3.396)	sq_201710_10a	financial terms poor	Trump-Regierung: Auswirkung auf finanzielle Verhältnisse armer Bürger
3.397)	sq_201710_10b	financial terms middle class	Trump-Regierung: Auswirkung auf finanzielle Verhältnisse Mittelschicht
3.398)	sq_201710_10c	financial terms rich	Trump-Regierung: Auswirkung auf finanzielle Verhältnisse reicher Bürger
3.399)	sq_201710_11a	VAS International Trade	Trump-Regierung: Auswirkung auf internationalen handel - Slider
3.400)	sq_201710_11b	click_Trump_International_Trade	clicks sq_201710_11a
3.401)	sq_201710_11c	Expectation International Trade	Trump-Regierung: Auswirkung auf internationalen handel - Slider
3.402)	sq_201710_12a	VAS Cooperation Organisations	Trump-Regierung: Auswirkung auf Kooperation multilateraler Organisationen - Slider
3.403)	sq_201710_12b	click_Trump_Cooperation_Organisation	clicks sq_201710_12a
3.404)	sq_201710_12c	Expectation Cooperation Organisation	Trump-Regierung: Auswirkung auf Kooperation multilateraler Organisationen
3.405)	sq_201710_13a	VAS Peace and Security	Trump-Regierung: Auswirkung auf internationale Friedens&Sicherheits Politik - Slider
3.406)	sq_201710_13b	click_Trump_Peace_and_Security	clicks sq_201710_13a
3.407)	sq_201710_13c	Expectation Peace and Security	Trump-Regierung: Auswirkung auf internationale Friedens&Sicherheits Politik

1. Identification variables

Nr.	Name	Label	Survey period	Survey frequency
1.1)	year	year	1983 from 1984 to 1988 from 1989 to present	Mar, Aug Mar, Jun, Oct Jan, Apr, Jul, Oct

Year	Variable description
1983	
1984	
1985	
1986	
1987	
1988	
1989	
1990	
1991	
1992	
1993	
1994	
1995	
1996	
1997	
1998	
1999	
2000	
2001	
2002	
2003	
2004	
2005	
2006	
2007	
2008	
2009	
2010	
2011	
2012	
2013	
2014	
2015	
2016	
2017	
2018	
2019	
2020	
2021	
2022	

Nr.	Name	Label	Survey period	Survey frequency
1.2)	month	month	1983 from 1984 to 1988 from 1989 to present	Mar, Aug Mar, Jun, Oct Jan, Apr, Jul, Oct

Year	Variable description
1983	
1984	
1985	
1986	
1987	
1988	
1989	
1990	
1991	
1992	
1993	
1994	
1995	
1996	
1997	
1998	
1999	
2000	
2001	
2002	
2003	
2004	
2005	
2006	
2007	
2008	
2009	
2010	
2011	
2012	
2013	
2014	
2015	
2016	
2017	
2018	
2019	
2020	
2021	
2022	

Nr.	Name	Label	Survey period	Survey frequency
1.3)	id	ID-code, 8-digit: 1600xxxx	from 2000 to present	Jan, Apr, Jul, Oct*

Year	Variable description
1983	
1984	
1985	
1986	
1987	
1988	
1989	
1990	
1991	
1992	
1993	
1994	
1995	
1996	
1997	
1998	
1999	
2000	
2001	
2002	
2003	
2004	
2005	
2006	
2007	
2008	
2009	
2010	
2011	
2012	
2013	
2014	
2015	
2016	
2017	
2018	
2019	
2020	
2021	
2022	

* only Jul and Oct in 2000

Using only this variable to identify individuals can be problematic, since it might not be a unique identification for individuals over time.

In order to identify individuals uniquely it is possible to combine 1.3) id , 1.5) country , 1.6) ig , 1.8) noq_2 (or 1.7) noq_1 if not available).

Due to ist construction this combination might vary for an individual over time, but any combination is not shared by multiple individuals

Nr.	Name	Label	Survey period	Survey frequency
1.4)	fbv	survey mode	from 2000 to present	Jan, Apr, Jul, Oct*

Year	Variable description
1983	
1984	
1985	
1986	
1987	
1988	
1989	
1990	
1991	
1992	
1993	
1994	
1995	
1996	
1997	
1998	
1999	
2000	
2001	
2002	
2003	
2004	
2005	
2006	
2007	
2008	
2009	
2010	
2011	
2012	
2013	
2014	
2015	
2016	
2017	
2018	
2019	
2020	
2021	
2022	

* only Jul and Oct in 2000

--	--	--	--	--	--	--	--	--	--	--

Nr.	Name	Label	Survey period	Survey frequency
-----	------	-------	---------------	------------------

1.5)	country	country code	1983 from 1984 to 1988 from 1989 to present	Mar, Aug Mar, Jun, Oct Jan, Apr, Jul, Oct
------	---------	--------------	---	---

1983	1984	1985	1986	1987	1988	1989	1990	1991	1992	Variable description
1993	1994	1995	1996	1997	1998	1999	2000	2001	2002	
2003	2004	2005	2006	2007	2008	2009	2010	2011	2012	
2013	2014	2015	2016	2017	2018	2019	2020	2021	2022	

Nr.	Name	Label	Survey period	Survey frequency
-----	------	-------	---------------	------------------

1.6)	ig	income group	1983 from 1984 to 1988 from 1989 to present	Mar, Aug Mar, Jun, Oct Jan, Apr, Jul, Oct
------	----	--------------	---	---

1983	1984	1985	1986	1987	1988	1989	1990	1991	1992	Variable description
1993	1994	1995	1996	1997	1998	1999	2000	2001	2002	
2003	2004	2005	2006	2007	2008	2009	2010	2011	2012	
2013	2014	2015	2016	2017	2018	2019	2020	2021	2022	

Nr.	Name	Label	Survey period	Survey frequency
-----	------	-------	---------------	------------------

1.7)	noq_1	number of the questionnaire (part of the identifier)	1983 from 1984 to 1988 from 1989 to 2014	Mar, Aug Mar, Jun, Oct Jan, Apr, Jul, Oct
------	-------	---	--	---

1983	1984	1985	1986	1987	1988	1989	1990	1991	1992	Variable description
										until 2014. replaced by 1.9) noq_2 from 2015 on. the noq_1 is not necessarily equal to the noq_2. The noq_1 is not constructed in the same way the noq_2 is.
1993	1994	1995	1996	1997	1998	1999	2000	2001	2002	
2003	2004	2005	2006	2007	2008	2009	2010	2011	2012	
2013	2014	2015	2016	2017	2018	2019	2020	2021	2022	

Nr.	Name	Label	Survey period	Survey frequency
-----	------	-------	---------------	------------------

1.8)	noq_2	number of the questionnaire (part of the identifier)	since 2015	Jan, Apr, Jul, Oct
------	-------	---	------------	--------------------

1983	1984	1985	1986	1987	1988	1989	1990	1991	1992	Variable description
										replaces 1.8) noq_1 for a specific individual or position in an institution. the noq_1 is not necessarily equal to the noq_2. identifies the position in the institution of an individual and can potentially change for any given 1.3) id in case of a change in their workplace. Even though it is only used since 2015 when it replaced 1.8) noq_1, in many cases it was possible to transfer
1993	1994	1995	1996	1997	1998	1999	2000	2001	2002	
2003	2004	2005	2006	2007	2008	2009	2010	2011	2012	
2013	2014	2015	2016	2017	2018	2019	2020	2021	2022	

--	--	--	--	--	--	--	--	--	--	--

Nr.	Name	Label	Survey period	Survey frequency
-----	------	-------	---------------	------------------

1.13)	cweight_e1	country weight	1983 1984-1988 2010 to 2016	Mar, Aug Mar, Jun, Oct Jan, Apr, Jul, Oct
-------	------------	----------------	-----------------------------------	---

1983	1984	1985	1986	1987	1988	1989	1990	1991	1992	Variable description
										former WES country weight
1993	1994	1995	1996	1997	1998	1999	2000	2001	2002	
2003	2004	2005	2006	2007	2008	2009	2010	2011	2012	
2013	2014	2015	2016	2017	2018	2019	2020	2021	2022	

Nr.	Name	Label	Survey period	Survey frequency
-----	------	-------	---------------	------------------

1.14)	cweight_e2	country weight	since 1989	Jan, Apr, Jul, Oct
-------	------------	----------------	------------	--------------------

1983	1984	1985	1986	1987	1988	1989	1990	1991	1992	Variable description
										new WES country weight calculated from GDP in purchasing power parity source: IMF World Economic Outlook variable was introduced in 2017 and was added for previous years retroactively.
1993	1994	1995	1996	1997	1998	1999	2000	2001	2002	
2003	2004	2005	2006	2007	2008	2009	2010	2011	2012	
2013	2014	2015	2016	2017	2018	2019	2020	2021	2022	

Nr.	Name	Label	Survey period	Survey frequency
-----	------	-------	---------------	------------------

1.15)	eweight_b	expert weight	1983 1984 to 1988 2010 to 2016	Mar, Aug Mar, Jun, Oct Jan, Apr, Jul, Oct
-------	-----------	---------------	--------------------------------------	---

1983	1984	1985	1986	1987	1988	1989	1990	1991	1992	Variable description
										former WES expert weight calculated by the EBDC $eweight_b = cweight_e1 * (nall/nexp) * (1/100)$ nall: number of respondents nexp: number of respondents from the respective country
1993	1994	1995	1996	1997	1998	1999	2000	2001	2002	
2003	2004	2005	2006	2007	2008	2009	2010	2011	2012	
2013	2014	2015	2016	2017	2018	2019	2020	2021	2022	

Nr.	Name	Label	Survey period	Survey frequency
-----	------	-------	---------------	------------------

1.16)	eweight_e1	expert weight	1989 to 2016	Jan, Apr, Jul, Oct
-------	------------	---------------	--------------	--------------------

1983	1984	1985	1986	1987	1988	1989	1990	1991	1992	Variable description
										former WES expert weight
1993	1994	1995	1996	1997	1998	1999	2000	2001	2002	
2003	2004	2005	2006	2007	2008	2009	2010	2011	2012	
2013	2014	2015	2016	2017	2018	2019	2020	2021	2022	

Nr.	Name	Label	Survey period	Survey frequency																																																														
1.17)	eweight_e2	expert weight	Since 1989	Jan, Apr, Jul, Oct																																																														
<table border="1"> <thead> <tr> <th>1983</th><th>1984</th><th>1985</th><th>1986</th><th>1987</th><th>1988</th><th>1989</th><th>1990</th><th>1991</th><th>1992</th> <th>Variable description</th> </tr> </thead> <tbody> <tr> <td></td><td></td><td></td><td></td><td></td><td></td><td></td><td></td><td></td><td></td> <td rowspan="5"> new WES expert weight calculated from GDP in purchasing power parity source: IMF World Economic Outlook variable was introduced in 2017 and was added for previous years retroactively. </td> </tr> <tr> <td>1993</td><td>1994</td><td>1995</td><td>1996</td><td>1997</td><td>1998</td><td>1999</td><td>2000</td><td>2001</td><td>2002</td> </tr> <tr> <td>2003</td><td>2004</td><td>2005</td><td>2006</td><td>2007</td><td>2008</td><td>2009</td><td>2010</td><td>2011</td><td>2012</td> </tr> <tr> <td>2013</td><td>2014</td><td>2015</td><td>2016</td><td>2017</td><td>2018</td><td>2019</td><td>2020</td><td>2021</td><td>2022</td> </tr> <tr> <td></td><td></td><td></td><td></td><td></td><td></td><td></td><td></td><td></td><td></td> </tr> </tbody> </table>					1983	1984	1985	1986	1987	1988	1989	1990	1991	1992	Variable description											new WES expert weight calculated from GDP in purchasing power parity source: IMF World Economic Outlook variable was introduced in 2017 and was added for previous years retroactively.	1993	1994	1995	1996	1997	1998	1999	2000	2001	2002	2003	2004	2005	2006	2007	2008	2009	2010	2011	2012	2013	2014	2015	2016	2017	2018	2019	2020	2021	2022										
1983	1984	1985	1986	1987	1988	1989	1990	1991	1992	Variable description																																																								
										new WES expert weight calculated from GDP in purchasing power parity source: IMF World Economic Outlook variable was introduced in 2017 and was added for previous years retroactively.																																																								
1993	1994	1995	1996	1997	1998	1999	2000	2001	2002																																																									
2003	2004	2005	2006	2007	2008	2009	2010	2011	2012																																																									
2013	2014	2015	2016	2017	2018	2019	2020	2021	2022																																																									

Nr.	Name	Label	Survey period	Survey frequency																																																														
1.18)	rt	record type	1983 from 1984 to 1988 from 1989 to 2000	Mar, Aug Mar, Jun, Oct Jan, Apr, Jul, Oct*																																																														
<table border="1"> <thead> <tr> <th>1983</th><th>1984</th><th>1985</th><th>1986</th><th>1987</th><th>1988</th><th>1989</th><th>1990</th><th>1991</th><th>1992</th> <th>Variable description</th> </tr> </thead> <tbody> <tr> <td></td><td></td><td></td><td></td><td></td><td></td><td></td><td></td><td></td><td></td> <td rowspan="5"> * only Jan and Apr in 2000 </td> </tr> <tr> <td>1993</td><td>1994</td><td>1995</td><td>1996</td><td>1997</td><td>1998</td><td>1999</td><td>2000</td><td>2001</td><td>2002</td> </tr> <tr> <td>2003</td><td>2004</td><td>2005</td><td>2006</td><td>2007</td><td>2008</td><td>2009</td><td>2010</td><td>2011</td><td>2012</td> </tr> <tr> <td>2013</td><td>2014</td><td>2015</td><td>2016</td><td>2017</td><td>2018</td><td>2019</td><td>2020</td><td>2021</td><td>2022</td> </tr> <tr> <td></td><td></td><td></td><td></td><td></td><td></td><td></td><td></td><td></td><td></td> </tr> </tbody> </table>					1983	1984	1985	1986	1987	1988	1989	1990	1991	1992	Variable description											* only Jan and Apr in 2000	1993	1994	1995	1996	1997	1998	1999	2000	2001	2002	2003	2004	2005	2006	2007	2008	2009	2010	2011	2012	2013	2014	2015	2016	2017	2018	2019	2020	2021	2022										
1983	1984	1985	1986	1987	1988	1989	1990	1991	1992	Variable description																																																								
										* only Jan and Apr in 2000																																																								
1993	1994	1995	1996	1997	1998	1999	2000	2001	2002																																																									
2003	2004	2005	2006	2007	2008	2009	2010	2011	2012																																																									
2013	2014	2015	2016	2017	2018	2019	2020	2021	2022																																																									

2. Standard questions

Nr.	Name	Label	Survey period	Survey frequency																																																																																																						
2.1)	gson	judgement, present economic situation	1983 from 1984 to 1988 from 1989 to present	Mar, Aug Mar, Jun, Oct Jan, Apr, Jul, Oct																																																																																																						
<p>Wording of the question</p> <table border="1"> <thead> <tr> <th colspan="10">from 03/1983 to present</th> <th>Variable description</th> </tr> </thead> <tbody> <tr> <td colspan="10"> The country's general situation regarding ... (present judgement) - overall economy <input type="text"/> good <input type="text"/> satisfactory <input type="text"/> bad </td> <td rowspan="5"> General situation (present judgement) </td> </tr> <tr> <td colspan="10"> <p>Time span of the variable</p> <table border="1"> <thead> <tr> <th>1983</th><th>1984</th><th>1985</th><th>1986</th><th>1987</th><th>1988</th><th>1989</th><th>1990</th><th>1991</th><th>1992</th> </tr> </thead> <tbody> <tr> <td></td><td></td><td></td><td></td><td></td><td></td><td></td><td></td><td></td><td></td> </tr> <tr> <td>1993</td><td>1994</td><td>1995</td><td>1996</td><td>1997</td><td>1998</td><td>1999</td><td>2000</td><td>2001</td><td>2002</td> </tr> <tr> <td>2003</td><td>2004</td><td>2005</td><td>2006</td><td>2007</td><td>2008</td><td>2009</td><td>2010</td><td>2011</td><td>2012</td> </tr> <tr> <td>2013</td><td>2014</td><td>2015</td><td>2016</td><td>2017</td><td>2018</td><td>2019</td><td>2020</td><td>2021</td><td>2022</td> </tr> </tbody> </table> </td> </tr> <tr> <td colspan="10"></td> </tr> <tr> <td colspan="10"></td> </tr> </tbody> </table>					from 03/1983 to present										Variable description	The country's general situation regarding ... (present judgement) - overall economy <input type="text"/> good <input type="text"/> satisfactory <input type="text"/> bad										General situation (present judgement)	<p>Time span of the variable</p> <table border="1"> <thead> <tr> <th>1983</th><th>1984</th><th>1985</th><th>1986</th><th>1987</th><th>1988</th><th>1989</th><th>1990</th><th>1991</th><th>1992</th> </tr> </thead> <tbody> <tr> <td></td><td></td><td></td><td></td><td></td><td></td><td></td><td></td><td></td><td></td> </tr> <tr> <td>1993</td><td>1994</td><td>1995</td><td>1996</td><td>1997</td><td>1998</td><td>1999</td><td>2000</td><td>2001</td><td>2002</td> </tr> <tr> <td>2003</td><td>2004</td><td>2005</td><td>2006</td><td>2007</td><td>2008</td><td>2009</td><td>2010</td><td>2011</td><td>2012</td> </tr> <tr> <td>2013</td><td>2014</td><td>2015</td><td>2016</td><td>2017</td><td>2018</td><td>2019</td><td>2020</td><td>2021</td><td>2022</td> </tr> </tbody> </table>										1983	1984	1985	1986	1987	1988	1989	1990	1991	1992											1993	1994	1995	1996	1997	1998	1999	2000	2001	2002	2003	2004	2005	2006	2007	2008	2009	2010	2011	2012	2013	2014	2015	2016	2017	2018	2019	2020	2021	2022																				
from 03/1983 to present										Variable description																																																																																																
The country's general situation regarding ... (present judgement) - overall economy <input type="text"/> good <input type="text"/> satisfactory <input type="text"/> bad										General situation (present judgement)																																																																																																
<p>Time span of the variable</p> <table border="1"> <thead> <tr> <th>1983</th><th>1984</th><th>1985</th><th>1986</th><th>1987</th><th>1988</th><th>1989</th><th>1990</th><th>1991</th><th>1992</th> </tr> </thead> <tbody> <tr> <td></td><td></td><td></td><td></td><td></td><td></td><td></td><td></td><td></td><td></td> </tr> <tr> <td>1993</td><td>1994</td><td>1995</td><td>1996</td><td>1997</td><td>1998</td><td>1999</td><td>2000</td><td>2001</td><td>2002</td> </tr> <tr> <td>2003</td><td>2004</td><td>2005</td><td>2006</td><td>2007</td><td>2008</td><td>2009</td><td>2010</td><td>2011</td><td>2012</td> </tr> <tr> <td>2013</td><td>2014</td><td>2015</td><td>2016</td><td>2017</td><td>2018</td><td>2019</td><td>2020</td><td>2021</td><td>2022</td> </tr> </tbody> </table>											1983	1984	1985	1986	1987	1988	1989	1990	1991	1992												1993	1994	1995	1996	1997	1998	1999	2000	2001	2002	2003	2004	2005	2006	2007	2008	2009	2010	2011	2012	2013	2014	2015	2016	2017	2018	2019	2020	2021	2022																																													
1983	1984	1985	1986	1987	1988	1989	1990	1991	1992																																																																																																	
1993	1994	1995	1996	1997	1998	1999	2000	2001	2002																																																																																																	
2003	2004	2005	2006	2007	2008	2009	2010	2011	2012																																																																																																	
2013	2014	2015	2016	2017	2018	2019	2020	2021	2022																																																																																																	

Nr.	Name	Label	Survey period	Survey frequency
2.2)	gsop	economic situation compared to last year	1983 from 1984 to 1988 from 1989 to present	Mar, Aug Mar, Jun, Oct Jan, Apr, Jul, Oct

Nr.	Name	Label	Survey period	Survey frequency
2.7)	gspn	judgement, present economic situation	1983 from 1984 to 1988 from 1989 to present	Mar, Aug Mar, Jun, Oct Jan, Apr, Jul, Oct

Wording of the question

from 03/1983 to present The country's general situation regarding ... (present judgement) - private consumption <input type="checkbox"/> good <input type="checkbox"/> satisfactory <input type="checkbox"/> bad	Variable description Private consumption (present judgement)								
Time span of the variable									
1983	1984	1985	1986	1987	1988	1989	1990	1991	1992
1993	1994	1995	1996	1997	1998	1999	2000	2001	2002
2003	2004	2005	2006	2007	2008	2009	2010	2011	2012
2013	2014	2015	2016	2017	2018	2019	2020	2021	2022

Nr.	Name	Label	Survey period	Survey frequency
2.8)	gspp	economic situation compared to last year	1983 from 1984 to 1988 from 1989 to present	Mar, Aug Mar, Jun, Oct Jan, Apr, Jul, Oct

Wording of the question

from 03/1983 to present The country's general situation regarding ... (compared to the same time last year) - private consumption <input type="checkbox"/> better <input type="checkbox"/> about the same <input type="checkbox"/> worse	Variable description Private consumption (compared to the last year)								
Time span of the variable									
1983	1984	1985	1986	1987	1988	1989	1990	1991	1992
1993	1994	1995	1996	1997	1998	1999	2000	2001	2002
2003	2004	2005	2006	2007	2008	2009	2010	2011	2012
2013	2014	2015	2016	2017	2018	2019	2020	2021	2022

Nr.	Name	Label	Survey period	Survey frequency
2.9)	gs pf	economic situation end of next 6 months	1983 from 1984 to 1988 from 1989 to present	Mar, Aug Mar, Jun, Oct Jan, Apr, Jul, Oct

Wording of the question

from 03/1983 to 04/1991 The country's general situation regarding ... (from now: expected development for the next 6 to 12 months) - private consumption <input type="checkbox"/> improvement <input type="checkbox"/> no change <input type="checkbox"/> deterioration	Variable description Private consumption (next 6-12 months)
from 07/1991 to present The country's general situation regarding ... (from now on: expected situation by the end of the next 6 months)	

- private consumption	<input type="text"/>	<input type="text"/>	<input type="text"/>						
	better	about the same	worse						
Time span of the variable									
1983	1984	1985	1986	1987	1988	1989	1990	1991	1992
1993	1994	1995	1996	1997	1998	1999	2000	2001	2002
2003	2004	2005	2006	2007	2008	2009	2010	2011	2012
2013	2014	2015	2016	2017	2018	2019	2020	2021	2022

Nr.	Name	Label	Survey period	Survey frequency
2.10)	tvex	foreign trade volume export	1983 from 1984 to 1988 from 1989 to present	Mar, Aug Mar, Jun, Oct Jan, Apr, Jul, Oct

Wording of the question

from 03/1983 to 01/1990	Expected trend of foreign trade volume within the next 6 to 12 months	<input type="text"/>	<input type="text"/>	<input type="text"/>	Variable description Export				
	- exports	increase	no change	decrease					
from 04/1990 to 04/1991	Expected trend of foreign trade volume within the next 6 to 12 months (in convertible currency)	<input type="text"/>	<input type="text"/>	<input type="text"/>					
	- exports	increase	no change	decrease					
from 07/1991 to present	Expected foreign trade volume by the end of the next 6 months (in convertible currency)	<input type="text"/>	<input type="text"/>	<input type="text"/>					
	- exports	higher	about the same	lower					
Time span of the variable									
1983	1984	1985	1986	1987	1988	1989	1990	1991	1992
1993	1994	1995	1996	1997	1998	1999	2000	2001	2002
2003	2004	2005	2006	2007	2008	2009	2010	2011	2012
2013	2014	2015	2016	2017	2018	2019	2020	2021	2022

Nr.	Name	Label	Survey period	Survey frequency
2.11)	tvim	foreign trade volume import	1983 from 1984 to 1988 from 1989 to present	Mar, Aug Mar, Jun, Oct Jan, Apr, Jul, Oct

Wording of the question

from 03/1983 to 01/1990	Expected trend of foreign trade volume within the next 6 to 12 months	<input type="text"/>	<input type="text"/>	<input type="text"/>	Variable description Import
	- imports	increase	no change	decrease	
from 04/1990 to 04/1991	Expected trend of foreign trade volume within the next 6 to 12 months (in convertible currency)	<input type="text"/>	<input type="text"/>	<input type="text"/>	
		increase	no change	decrease	

- imports

from 07/1991 to present

Expected **foreign trade volume** by the end of the next 6 months (in convertible currency)

higher about the same lower

- imports

Time span of the variable

1983	1984	1985	1986	1987	1988	1989	1990	1991	1992
1993	1994	1995	1996	1997	1998	1999	2000	2001	2002
2003	2004	2005	2006	2007	2008	2009	2010	2011	2012
2013	2014	2015	2016	2017	2018	2019	2020	2021	2022

Nr.	Name	Label	Survey period	Survey frequency
2.12)	tbal	trade balance	1983 from 1984 to 1988 from 1989 to present	Mar, Aug Mar, Jun, Oct Jan, Apr, Jul, Oct

Wording of the question

<p>from 03/1983 to 01/1990</p> <p>Expected development of trade balance within the next 6 to 12 months</p> <p>improvement <input type="text"/> no change <input type="text"/> deterioration <input type="text"/></p>	Variable description Development of the trade balance in the next 6-12 months
<p>from 04/1990 to 04/1991</p> <p>Expected development of trade balance within the next 6 to 12 months (in convertible currency)</p> <p>improvement (a) <input type="text"/> no change <input type="text"/> deterioration (b) <input type="text"/></p> <p>(a) increasing surplus or decreasing deficit (b) decreasing surplus or increasing deficit</p>	
<p>from 04/1991 to present</p> <p>Expected trade balance within the next 6 months (in convertible currency)</p> <p>improvement (a) <input type="text"/> no change <input type="text"/> deterioration (b) <input type="text"/></p> <p>(a) increasing surplus or decreasing deficit (b) decreasing surplus or increasing deficit</p>	

Time span of the variable

1983	1984	1985	1986	1987	1988	1989	1990	1991	1992
1993	1994	1995	1996	1997	1998	1999	2000	2001	2002
2003	2004	2005	2006	2007	2008	2009	2010	2011	2012
2013	2014	2015	2016	2017	2018	2019	2020	2021	2022

Nr.	Name	Label	Survey period	Survey frequency
2.13)	cprice	consumer prices	1983 from 1984 to 1988 from 1989 to 1991	Mar, Aug Mar, Jun, Oct Jan, Apr, Jul, Oct

Wording of the question

<p>from 03/1983 to 04/1991</p> <p>Expected tendency of consumer prices within the next 6 to 12 months</p> <ul style="list-style-type: none"> - accelerated increase - constant increase - decelerated increase - stagnation - decrease <div style="display: flex; align-items: center; margin-top: 10px;"> <div style="border: 1px solid black; width: 20px; height: 20px; margin-right: 5px;"></div> <div style="border: 1px solid black; width: 20px; height: 20px; margin-right: 5px;"></div> <div style="border: 1px solid black; width: 20px; height: 20px; margin-right: 5px;"></div> <div style="border: 1px solid black; width: 20px; height: 20px; margin-right: 5px;"></div> <div style="border: 1px solid black; width: 20px; height: 20px; margin-right: 5px;"></div> <div style="border: 1px solid black; width: 20px; height: 20px;"></div> </div>	<p>Variable description</p> <p>Expected tendency of consumer prices within the next 6-12 months</p>																																																																																
<p>Time span of the variable</p>																																																																																	
<table border="1" style="width: 100%; text-align: center; border-collapse: collapse;"> <tr> <td style="background-color: #e0f2f7;">1983</td><td style="background-color: #e0f2f7;">1984</td><td style="background-color: #e0f2f7;">1985</td><td style="background-color: #e0f2f7;">1986</td><td style="background-color: #e0f2f7;">1987</td><td style="background-color: #e0f2f7;">1988</td><td style="background-color: #e0f2f7;">1989</td><td style="background-color: #e0f2f7;">1990</td><td style="background-color: #e0f2f7;">1991</td><td style="background-color: #e0f2f7;">1992</td> </tr> <tr> <td style="background-color: #e0f2f7;"></td><td style="background-color: #e0f2f7;"></td><td style="background-color: #e0f2f7;"></td><td style="background-color: #e0f2f7;"></td><td style="background-color: #e0f2f7;"></td><td style="background-color: #e0f2f7;"></td><td style="background-color: #e0f2f7;"></td><td style="background-color: #e0f2f7;"></td><td style="background-color: #e0f2f7;"></td><td style="background-color: #e0f2f7;"></td> </tr> <tr> <td style="background-color: #e0f2f7;">1993</td><td style="background-color: #e0f2f7;">1994</td><td style="background-color: #e0f2f7;">1995</td><td style="background-color: #e0f2f7;">1996</td><td style="background-color: #e0f2f7;">1997</td><td style="background-color: #e0f2f7;">1998</td><td style="background-color: #e0f2f7;">1999</td><td style="background-color: #e0f2f7;">2000</td><td style="background-color: #e0f2f7;">2001</td><td style="background-color: #e0f2f7;">2002</td> </tr> <tr> <td style="background-color: #e0f2f7;"></td><td style="background-color: #e0f2f7;"></td><td style="background-color: #e0f2f7;"></td><td style="background-color: #e0f2f7;"></td><td style="background-color: #e0f2f7;"></td><td style="background-color: #e0f2f7;"></td><td style="background-color: #e0f2f7;"></td><td style="background-color: #e0f2f7;"></td><td style="background-color: #e0f2f7;"></td><td style="background-color: #e0f2f7;"></td> </tr> <tr> <td style="background-color: #e0f2f7;">2003</td><td style="background-color: #e0f2f7;">2004</td><td style="background-color: #e0f2f7;">2005</td><td style="background-color: #e0f2f7;">2006</td><td style="background-color: #e0f2f7;">2007</td><td style="background-color: #e0f2f7;">2008</td><td style="background-color: #e0f2f7;">2009</td><td style="background-color: #e0f2f7;">2010</td><td style="background-color: #e0f2f7;">2011</td><td style="background-color: #e0f2f7;">2012</td> </tr> <tr> <td style="background-color: #e0f2f7;"></td><td style="background-color: #e0f2f7;"></td><td style="background-color: #e0f2f7;"></td><td style="background-color: #e0f2f7;"></td><td style="background-color: #e0f2f7;"></td><td style="background-color: #e0f2f7;"></td><td style="background-color: #e0f2f7;"></td><td style="background-color: #e0f2f7;"></td><td style="background-color: #e0f2f7;"></td><td style="background-color: #e0f2f7;"></td> </tr> <tr> <td style="background-color: #e0f2f7;">2013</td><td style="background-color: #e0f2f7;">2014</td><td style="background-color: #e0f2f7;">2015</td><td style="background-color: #e0f2f7;">2016</td><td style="background-color: #e0f2f7;">2017</td><td style="background-color: #e0f2f7;">2018</td><td style="background-color: #e0f2f7;">2019</td><td style="background-color: #e0f2f7;">2020</td><td style="background-color: #e0f2f7;">2021</td><td style="background-color: #e0f2f7;">2022</td> </tr> <tr> <td style="background-color: #e0f2f7;"></td><td style="background-color: #e0f2f7;"></td><td style="background-color: #e0f2f7;"></td><td style="background-color: #e0f2f7;"></td><td style="background-color: #e0f2f7;"></td><td style="background-color: #e0f2f7;"></td><td style="background-color: #e0f2f7;"></td><td style="background-color: #e0f2f7;"></td><td style="background-color: #e0f2f7;"></td><td style="background-color: #e0f2f7;"></td> </tr> </table>		1983	1984	1985	1986	1987	1988	1989	1990	1991	1992											1993	1994	1995	1996	1997	1998	1999	2000	2001	2002											2003	2004	2005	2006	2007	2008	2009	2010	2011	2012											2013	2014	2015	2016	2017	2018	2019	2020	2021	2022										
1983	1984	1985	1986	1987	1988	1989	1990	1991	1992																																																																								
1993	1994	1995	1996	1997	1998	1999	2000	2001	2002																																																																								
2003	2004	2005	2006	2007	2008	2009	2010	2011	2012																																																																								
2013	2014	2015	2016	2017	2018	2019	2020	2021	2022																																																																								

Nr.	Name	Label	Survey period	Survey frequency
2.14)	infi	inflation rate	1990 from 1991 to present	Jul Jan, Apr, Jul, Oct

Wording of the question

<p>from 07/1991 to 07/1994</p> <p>Expected inflation rate by the end of the next 6 months</p> <div style="display: flex; justify-content: space-around; margin-top: 10px;"> <div style="text-align: center;">higher <input type="text"/></div> <div style="text-align: center;">about the same <input type="text"/></div> <div style="text-align: center;">lower <input type="text"/></div> </div>	<p>Variable description</p> <p>Expected inflation rate by the end of the next 6 months</p>																																																																																
<p>from 10/1994 to 07/2014</p> <p>Expected inflation rate by the end of the next 6 months (change of consumer prices compared to same month previous year)</p> <div style="display: flex; justify-content: space-around; margin-top: 10px;"> <div style="text-align: center;">higher <input type="text"/></div> <div style="text-align: center;">about the same <input type="text"/></div> <div style="text-align: center;">lower <input type="text"/></div> </div>																																																																																	
<p>from 10/2014 to present</p> <p>Expected inflation rate (year-on-year change in the Consumer Price Index, CPI) by the end of the next 6 months</p> <div style="display: flex; justify-content: space-around; margin-top: 10px;"> <div style="text-align: center;">higher <input type="text"/></div> <div style="text-align: center;">about the same <input type="text"/></div> <div style="text-align: center;">lower <input type="text"/></div> </div>																																																																																	
<p>Time span of the variable</p>																																																																																	
<table border="1" style="width: 100%; text-align: center; border-collapse: collapse;"> <tr> <td style="background-color: #e0f2f7;">1983</td><td style="background-color: #e0f2f7;">1984</td><td style="background-color: #e0f2f7;">1985</td><td style="background-color: #e0f2f7;">1986</td><td style="background-color: #e0f2f7;">1987</td><td style="background-color: #e0f2f7;">1988</td><td style="background-color: #e0f2f7;">1989</td><td style="background-color: #e0f2f7;">1990</td><td style="background-color: #e0f2f7;">1991</td><td style="background-color: #e0f2f7;">1992</td> </tr> <tr> <td style="background-color: #e0f2f7;"></td><td style="background-color: #e0f2f7;"></td><td style="background-color: #e0f2f7;"></td><td style="background-color: #e0f2f7;"></td><td style="background-color: #e0f2f7;"></td><td style="background-color: #e0f2f7;"></td><td style="background-color: #e0f2f7;"></td><td style="background-color: #e0f2f7;"></td><td style="background-color: #e0f2f7;"></td><td style="background-color: #e0f2f7;"></td> </tr> <tr> <td style="background-color: #e0f2f7;">1993</td><td style="background-color: #e0f2f7;">1994</td><td style="background-color: #e0f2f7;">1995</td><td style="background-color: #e0f2f7;">1996</td><td style="background-color: #e0f2f7;">1997</td><td style="background-color: #e0f2f7;">1998</td><td style="background-color: #e0f2f7;">1999</td><td style="background-color: #e0f2f7;">2000</td><td style="background-color: #e0f2f7;">2001</td><td style="background-color: #e0f2f7;">2002</td> </tr> <tr> <td style="background-color: #e0f2f7;"></td><td style="background-color: #e0f2f7;"></td><td style="background-color: #e0f2f7;"></td><td style="background-color: #e0f2f7;"></td><td style="background-color: #e0f2f7;"></td><td style="background-color: #e0f2f7;"></td><td style="background-color: #e0f2f7;"></td><td style="background-color: #e0f2f7;"></td><td style="background-color: #e0f2f7;"></td><td style="background-color: #e0f2f7;"></td> </tr> <tr> <td style="background-color: #e0f2f7;">2003</td><td style="background-color: #e0f2f7;">2004</td><td style="background-color: #e0f2f7;">2005</td><td style="background-color: #e0f2f7;">2006</td><td style="background-color: #e0f2f7;">2007</td><td style="background-color: #e0f2f7;">2008</td><td style="background-color: #e0f2f7;">2009</td><td style="background-color: #e0f2f7;">2010</td><td style="background-color: #e0f2f7;">2011</td><td style="background-color: #e0f2f7;">2012</td> </tr> <tr> <td style="background-color: #e0f2f7;"></td><td style="background-color: #e0f2f7;"></td><td style="background-color: #e0f2f7;"></td><td style="background-color: #e0f2f7;"></td><td style="background-color: #e0f2f7;"></td><td style="background-color: #e0f2f7;"></td><td style="background-color: #e0f2f7;"></td><td style="background-color: #e0f2f7;"></td><td style="background-color: #e0f2f7;"></td><td style="background-color: #e0f2f7;"></td> </tr> <tr> <td style="background-color: #e0f2f7;">2013</td><td style="background-color: #e0f2f7;">2014</td><td style="background-color: #e0f2f7;">2015</td><td style="background-color: #e0f2f7;">2016</td><td style="background-color: #e0f2f7;">2017</td><td style="background-color: #e0f2f7;">2018</td><td style="background-color: #e0f2f7;">2019</td><td style="background-color: #e0f2f7;">2020</td><td style="background-color: #e0f2f7;">2021</td><td style="background-color: #e0f2f7;">2022</td> </tr> <tr> <td style="background-color: #e0f2f7;"></td><td style="background-color: #e0f2f7;"></td><td style="background-color: #e0f2f7;"></td><td style="background-color: #e0f2f7;"></td><td style="background-color: #e0f2f7;"></td><td style="background-color: #e0f2f7;"></td><td style="background-color: #e0f2f7;"></td><td style="background-color: #e0f2f7;"></td><td style="background-color: #e0f2f7;"></td><td style="background-color: #e0f2f7;"></td> </tr> </table>		1983	1984	1985	1986	1987	1988	1989	1990	1991	1992											1993	1994	1995	1996	1997	1998	1999	2000	2001	2002											2003	2004	2005	2006	2007	2008	2009	2010	2011	2012											2013	2014	2015	2016	2017	2018	2019	2020	2021	2022										
1983	1984	1985	1986	1987	1988	1989	1990	1991	1992																																																																								
1993	1994	1995	1996	1997	1998	1999	2000	2001	2002																																																																								
2003	2004	2005	2006	2007	2008	2009	2010	2011	2012																																																																								
2013	2014	2015	2016	2017	2018	2019	2020	2021	2022																																																																								

Nr.	Name	Label	Survey period	Survey frequency
2.15)	infr	inflation rate in %	1990 from 1991 to present	Jul Jan, Apr, Jul, Oct

Wording of the question

<p>from 07/1990 to 04/1991</p> <p>The rate of inflation will be: _____ %</p>	<p>Variable description</p> <p>Expected inflation rate by the end of the next 6 months in %</p>
--	---

from 07/1991 to 07/1994 and in 04/1995

The rate of inflation by the end of the next 6 months will be: _____ % (p.a.)

from 10/1994 to 10/1998 (excl. 04/1995) and in 10/1999 & 10/2000

The rate of inflation on average this year will be: _____ % (p.a.)
(compared to average of previous year)

from 01/1999 to 04/2011 (excl. 10/1999 & 10/2000)

Wording irregularly switching between

The rate of inflation on average of this year will be: _____ % (p.a.)

and

The rate of inflation on average of 20XX* will be _____ % (p.a.)

from 07/2011 to present

The rate of inflation on average of 20XX will be _____ % (p.a.)

*20XX refers to the current year
Example:
If the question was asked in 2002, 20XX refers to 2002

Time span of the variable

1983	1984	1985	1986	1987	1988	1989	1990	1991	1992
1993	1994	1995	1996	1997	1998	1999	2000	2001	2002
2003	2004	2005	2006	2007	2008	2009	2010	2011	2012
2013	2014	2015	2016	2017	2018	2019	2020	2021	2022

Nr.	Name	Label	Survey period	Survey frequency
2.16)	irst	interest rate short-term	1983 from 1984 to 1988 from 1989 to present	Mar, Aug Mar, Jun, Oct Jan, Apr, Jul, Oct

Wording of the question

from 03/1983 to 04/1991

Expected development of short-term interest rates within the next 6-12 months

increase no change decrease

from 07/1991 to 01/1998

Expected short-term interest rates by the end of the next 6 months

higher about the same lower

from 04/1998 to present

Expected interest rates by the end of the next 6 months

- short-term rates
(3-month money market rates)

higher about the same lower

Variable description
Expected development of the short-term interest rates

Time span of the variable

1983	1984	1985	1986	1987	1988	1989	1990	1991	1992
1993	1994	1995	1996	1997	1998	1999	2000	2001	2002
2003	2004	2005	2006	2007	2008	2009	2010	2011	2012
2013	2014	2015	2016	2017	2018	2019	2020	2021	2022

--	--	--	--	--	--

Nr.	Name	Label	Survey period	Survey frequency
-----	------	-------	---------------	------------------

2.17)	irlt	interest rate long-term	from 04/1998 to present	Jan, Apr, Jul, Oct
-------	------	-------------------------	-------------------------	--------------------

Wording of the question

<p>from 04/1998 to present</p> <p>Expected interest rates by the end of the next 6 months</p> <p style="text-align: center;"> <input type="checkbox"/> higher <input type="checkbox"/> about the same <input type="checkbox"/> lower </p> <p>- long-term rates (government bonds with 10 and more years of maturity)</p>	<p>Variable description</p> <p>Expected development of the long-term interest rates</p>																																																																																
<p>Time span of the variable</p> <table border="1"> <tr><td>1983</td><td>1984</td><td>1985</td><td>1986</td><td>1987</td><td>1988</td><td>1989</td><td>1990</td><td>1991</td><td>1992</td></tr> <tr><td></td><td></td><td></td><td></td><td></td><td></td><td></td><td></td><td></td><td></td></tr> <tr><td>1993</td><td>1994</td><td>1995</td><td>1996</td><td>1997</td><td>1998</td><td>1999</td><td>2000</td><td>2001</td><td>2002</td></tr> <tr><td></td><td></td><td></td><td></td><td></td><td></td><td></td><td></td><td></td><td></td></tr> <tr><td>2003</td><td>2004</td><td>2005</td><td>2006</td><td>2007</td><td>2008</td><td>2009</td><td>2010</td><td>2011</td><td>2012</td></tr> <tr><td></td><td></td><td></td><td></td><td></td><td></td><td></td><td></td><td></td><td></td></tr> <tr><td>2013</td><td>2014</td><td>2015</td><td>2016</td><td>2017</td><td>2018</td><td>2019</td><td>2020</td><td>2021</td><td>2022</td></tr> <tr><td></td><td></td><td></td><td></td><td></td><td></td><td></td><td></td><td></td><td></td></tr> </table>		1983	1984	1985	1986	1987	1988	1989	1990	1991	1992											1993	1994	1995	1996	1997	1998	1999	2000	2001	2002											2003	2004	2005	2006	2007	2008	2009	2010	2011	2012											2013	2014	2015	2016	2017	2018	2019	2020	2021	2022										
1983	1984	1985	1986	1987	1988	1989	1990	1991	1992																																																																								
1993	1994	1995	1996	1997	1998	1999	2000	2001	2002																																																																								
2003	2004	2005	2006	2007	2008	2009	2010	2011	2012																																																																								
2013	2014	2015	2016	2017	2018	2019	2020	2021	2022																																																																								

Nr.	Name	Label	Survey period	Survey frequency
-----	------	-------	---------------	------------------

2.18)	cuus	currencies US \$	1983 from 1984 to 1988 from 1989 to present	Mar, Aug Mar, Jun, Oct Jan, Apr, Jul, Oct
-------	------	------------------	---	---

Wording of the question

<p>from 03/1983 to 10/2000</p> <p>At present, how do you judge these currencies (US-\$; DM; UK £; Yen) - in relation to this country's currency?</p> <p style="text-align: center;">US \$</p> <p style="text-align: center;"> <input type="checkbox"/> - overvalued <input type="checkbox"/> - about at proper value <input type="checkbox"/> - undervalued </p>	<p>Variable description</p> <p>US-Dollar relation</p>																																								
<p>from 01/2001 to 10/2001</p> <p>At present, how do you judge these currencies - (US-\$, DM(Euro), UK£, Yen) in relation to this country's currency?</p> <p style="text-align: center;">US \$</p> <p style="text-align: center;"> <input type="checkbox"/> - overvalued <input type="checkbox"/> - about at proper value <input type="checkbox"/> - undervalued </p>																																									
<p>from 01/2002 to 01/2003</p> <p>At present, how do you judge these currencies - (US-\$, Euro, UK£, Yen) in relation to this country's currency?</p> <p style="text-align: center;">US \$</p> <p style="text-align: center;"> <input type="checkbox"/> - overvalued <input type="checkbox"/> - about at proper value <input type="checkbox"/> - undervalued </p>																																									
<p>from 04/2003 to present</p> <p>At present, in relation to this country's currency the following currencies (US\$, Euro, UK£, Yen) are...</p> <p style="text-align: center;">US\$</p> <p style="text-align: center;"> <input type="checkbox"/> - overvalued <input type="checkbox"/> - about at proper value <input type="checkbox"/> - undervalued </p>																																									
<p>Time span of the variable</p> <table border="1"> <tr><td>1983</td><td>1984</td><td>1985</td><td>1986</td><td>1987</td><td>1988</td><td>1989</td><td>1990</td><td>1991</td><td>1992</td></tr> <tr><td></td><td></td><td></td><td></td><td></td><td></td><td></td><td></td><td></td><td></td></tr> <tr><td>1993</td><td>1994</td><td>1995</td><td>1996</td><td>1997</td><td>1998</td><td>1999</td><td>2000</td><td>2001</td><td>2002</td></tr> <tr><td></td><td></td><td></td><td></td><td></td><td></td><td></td><td></td><td></td><td></td></tr> </table>		1983	1984	1985	1986	1987	1988	1989	1990	1991	1992											1993	1994	1995	1996	1997	1998	1999	2000	2001	2002										
1983	1984	1985	1986	1987	1988	1989	1990	1991	1992																																
1993	1994	1995	1996	1997	1998	1999	2000	2001	2002																																

2003	2004	2005	2006	2007	2008	2009	2010	2011	2012
2013	2014	2015	2016	2017	2018	2019	2020	2021	2022

Nr.	Name	Label	Survey period	Survey frequency
2.19)	cude	currencies DM / Euro-DM (10/2000) / DM-Euro (1/2001-10/2001) / Euro (from 1/2002)	1983 from 1984 to 1988 from 1989 to present	Mar, Aug Mar, Jun, Oct Jan, Apr, Jul, Oct

Wording of the question

Variable description
<p>from 03/1983 to 10/2000</p> <p>At present, how do you judge these currencies (US-\$; DM; UK £; Yen) - in relation to this country's currency?</p> <p style="text-align: center;">DM</p> <p>- overvalued <input type="checkbox"/></p> <p>- about at proper value <input type="checkbox"/></p> <p>- undervalued <input type="checkbox"/></p>
<p>from 01/2001 to 10/2001</p> <p>At present, how do you judge these currencies - (US-\$, DM(Euro), UK£, Yen) in relation to this country's currency?</p> <p style="text-align: center;">DM (Euro)</p> <p>- overvalued <input type="checkbox"/></p> <p>- about at proper value <input type="checkbox"/></p> <p>- undervalued <input type="checkbox"/></p>
<p>from 01/2002 to 01/2003</p> <p>At present, how do you judge these currencies - (US-\$, Euro, UK£, Yen) in relation to this country's currency?</p> <p style="text-align: center;">Euro</p> <p>- overvalued <input type="checkbox"/></p> <p>- about at proper value <input type="checkbox"/></p> <p>- undervalued <input type="checkbox"/></p>
<p>from 04/2003 to present</p> <p>At present, in relation to this country's currency the following currencies (US\$, Euro, UK£, Yen) are...</p> <p style="text-align: center;">Euro</p> <p>- overvalued <input type="checkbox"/></p> <p>- about at proper value <input type="checkbox"/></p> <p>- undervalued <input type="checkbox"/></p>

Time span of the variable

1983	1984	1985	1986	1987	1988	1989	1990	1991	1992
1993	1994	1995	1996	1997	1998	1999	2000	2001	2002
2003	2004	2005	2006	2007	2008	2009	2010	2011	2012
2013	2014	2015	2016	2017	2018	2019	2020	2021	2022

Nr.	Name	Label	Survey period	Survey frequency
2.20)	cuuk	currencies UK L	1983 from 1984 to 1988 from 1989 to present	Mar, Aug Mar, Jun, Oct Jan, Apr, Jul, Oct

Wording of the question

Variable description
<p>from 03/1983 to 10/2000</p> <p>At present, how do you judge these currencies (US-\$; DM; UK £; Yen) - in relation to this country's currency?</p> <p style="text-align: center;">UK £</p> <p>- overvalued <input type="checkbox"/></p> <p>- about at proper value <input type="checkbox"/></p> <p>- undervalued <input type="checkbox"/></p>
<p>from 01/2001 to 10/2001</p>

At present, how do you judge these currencies - (US-\$, DM(Euro), UK£, Yen) in relation to this country's currency?

UK £

- overvalued

- about at proper value

- undervalued

from 01/2002 to 01/2003

At present, how do you judge these currencies - (US-\$, Euro, UK£, Yen) in relation to this country's currency?

UK £

- overvalued

- about at proper value

- undervalued

from 04/2003 to present

At present, in relation to this country's currency the following currencies (US\$, Euro, UK£, Yen) are...

UK £

- overvalued

- about at proper value

- undervalued

Time span of the variable

1983	1984	1985	1986	1987	1988	1989	1990	1991	1992
1993	1994	1995	1996	1997	1998	1999	2000	2001	2002
2003	2004	2005	2006	2007	2008	2009	2010	2011	2012
2013	2014	2015	2016	2017	2018	2019	2020	2021	2022

Nr.	Name	Label	Survey period	Survey frequency
2.21)	cujp	currencies YEN	1983 from 1984 to 1988 from 1989 to present	Mar, Aug Mar, Jun, Oct Jan, Apr, Jul, Oct

Wording of the question

<p>from 03/1983 to 10/2000</p> <p>At present, how do you judge these currencies (US-\$; DM; UK £; Yen) - in relation to this country's currency?</p> <p style="text-align: center;">Yen</p> <p>- overvalued <input type="checkbox"/></p> <p>- about at proper value <input type="checkbox"/></p> <p>- undervalued <input type="checkbox"/></p> <hr/> <p>from 01/2001 to 10/2001</p> <p>At present, how do you judge these currencies - (US-\$, DM(Euro), UK£, Yen) in relation to this country's currency?</p> <p style="text-align: center;">Yen</p> <p>- overvalued <input type="checkbox"/></p> <p>- about at proper value <input type="checkbox"/></p> <p>- undervalued <input type="checkbox"/></p> <hr/> <p>from 01/2002 to 01/2003</p> <p>At present, how do you judge these currencies - (US-\$, Euro, UK£, Yen) in relation to this country's currency?</p> <p style="text-align: center;">Yen</p> <p>- overvalued <input type="checkbox"/></p> <p>- about at proper value <input type="checkbox"/></p> <p>- undervalued <input type="checkbox"/></p> <hr/> <p>from 04/2003 to present</p> <p>At present, in relation to this country's currency the following currencies (US\$, Euro, UK£, Yen) are...</p> <p style="text-align: center;">Yen</p> <p>- overvalued <input type="checkbox"/></p> <p>- about at proper value <input type="checkbox"/></p> <p>- undervalued <input type="checkbox"/></p>	<p>Variable description</p> <p>Japanese Yen relation</p>
--	---

Time span of the variable

1983	1984	1985	1986	1987	1988	1989	1990	1991	1992
------	------	------	------	------	------	------	------	------	------

1993	1994	1995	1996	1997	1998	1999	2000	2001	2002
2003	2004	2005	2006	2007	2008	2009	2010	2011	2012
2013	2014	2015	2016	2017	2018	2019	2020	2021	2022

Nr.	Name	Label	Survey period	Survey frequency
-----	------	-------	---------------	------------------

2.22)	vaus	value of US \$	1984, 1988 from 1989 to present	Mar, Jun, Oct Jan, Apr, Jul, Oct
-------	------	----------------	------------------------------------	-------------------------------------

Wording of the question

<p>from 04/1990* to 04/1991</p> <p>The value of the US-\$ in relation to this country's currency is expected in the next 6 months to</p> <p style="text-align: center;"> <input type="checkbox"/> increase <input type="checkbox"/> remain unchanged <input type="checkbox"/> decrease </p> <p>from 07/1991 to present</p> <p>The value of the US-\$ in relation to this country's currency by the end of the next 6 months will be</p> <p style="text-align: center;"> <input type="checkbox"/> higher <input type="checkbox"/> about the same <input type="checkbox"/> lower </p>	<p>Variable description</p> <p>Development of the US-Dollar relation</p> <p>* was a special question before 04/1990</p>
---	---

Time span of the variable

1983	1984	1985	1986	1987	1988	1989	1990	1991	1992
1993	1994	1995	1996	1997	1998	1999	2000	2001	2002
2003	2004	2005	2006	2007	2008	2009	2010	2011	2012
2013	2014	2015	2016	2017	2018	2019	2020	2021	2022

Nr.	Name	Label	Survey period	Survey frequency
-----	------	-------	---------------	------------------

2.23)	dsp1	domestic share prices	from 1998 to present	Jan, Apr, Jul, Oct
-------	------	-----------------------	----------------------	--------------------

Wording of the question

<p>from 04/1998 to present</p> <p>The level of domestic share prices by the end of the next 6 months will be</p> <p style="text-align: center;"> <input type="checkbox"/> higher <input type="checkbox"/> about the same <input type="checkbox"/> lower </p>	<p>Variable description</p> <p>Stock prices level after the next 6 months</p>
--	---

Time span of the variable

1983	1984	1985	1986	1987	1988	1989	1990	1991	1992
1993	1994	1995	1996	1997	1998	1999	2000	2001	2002
2003	2004	2005	2006	2007	2008	2009	2010	2011	2012
2013	2014	2015	2016	2017	2018	2019	2020	2021	2022

Nr.	Name	Label	Survey period	Survey frequency
-----	------	-------	---------------	------------------

2.24)	ep01	problem government policy	1983	Mar, Aug
-------	------	---------------------------	------	----------

from 1984 to 1988 Mar, Jun, Oct
 from 1989 to Jan 2002 Jan, Apr, Jul, Oct
 from Apr 2002 to 2016 Apr, Oct

Wording of the question

Variable description
<p>from 03/1983 to 04/1991</p> <p>The most important problems for the economy in this country are at present</p> <p>- lack of confidence in the government's economic policy [1]</p>
<p>from 07/1991 to 10/2002</p> <p>Please try to assess the importance of the following problems the economy of your country is facing at present</p> <p>most important also very important not so important / not relevant *</p> <p>- lack of confidence in the government's economic policy [1] [2] [3]</p>
<p>from 04/2003 to 2016</p> <p>Please try to assess the importance of the following problems the economy of your country is facing at present</p> <p>very important** important** not so important</p> <p>- lack of confidence in the government's economic policy [1] [2] [3]</p>

Most important problems - Lack of confidence in the economic policy

* the word "so" was omitted in 04/1998 and 07/1998; "not relevant" was omitted in 04/2002 and 10/2002

** "most important" was used instead of "very important" and "also very important" was used instead of "important" in 10/2003

from 2017 on:
replaced by 2.35)epyn01

Time span of the variable

1983	1984	1985	1986	1987	1988	1989	1990	1991	1992
1993	1994	1995	1996	1997	1998	1999	2000	2001	2002
2003	2004	2005	2006	2007	2008	2009	2010	2011	2012
2013	2014	2015	2016	2017	2018	2019	2020	2021	2022

Nr.	Name	Label	Survey period	Survey frequency
2.25)	ep02	problem insufficient demand	1983 from 1984 to 1988 from 1989 to Jan 2002 from Apr 2002 to 2016	Mar, Aug Mar, Jun, Oct Jan, Apr, Jul, Oct Apr, Oct

Wording of the question

Variable description
<p>from 03/1983 to 04/1991</p> <p>The most important problems for the economy in this country are at present</p> <p>- insufficient demand [1]</p>
<p>from 07/1991 to 10/2002</p> <p>Please try to assess the importance of the following problems the economy of your country is facing at present</p> <p>most important also very important not so important / not relevant *</p> <p>- insufficient demand [1] [2] [3]</p>
<p>from 04/2003 to present</p> <p>Please try to assess the importance of the following problems the economy of your country is facing at present</p> <p>very important** important** not so important</p> <p>- insufficient demand [1] [2] [3]</p>

Most important problems - Insufficient demand

* the word "so" was omitted in 04/1998 and 07/1998; "not relevant" was omitted in 04/2002 and 10/2002

** "most important" was used instead of "very important" and "also very important" was used instead of "important" in 10/2003

from 2017 on:
replaced by 2.36)epyn02

Time span of the variable

1983	1984	1985	1986	1987	1988	1989	1990	1991	1992
1993	1994	1995	1996	1997	1998	1999	2000	2001	2002
2003	2004	2005	2006	2007	2008	2009	2010	2011	2012

2013	2014	2015	2016	2017	2018	2019	2020	2021	2022

Nr.	Name	Label	Survey period	Survey frequency
2.26)	ep03	problem unemployment	1983 from 1984 to 1988 from 1989 to Jan 2002 from Apr 2002 to 2016	Mar, Aug Mar, Jun, Oct Jan, Apr, Jul, Oct Apr, Oct

Wording of the question

Variable description
<p>from 03/1983 to 04/1991</p> <p>The most important problems for the economy in this country are at present</p> <p>- unemployment <input type="text"/></p>
<p>from 07/1991 to 10/2002</p> <p>Please try to assess the importance of the following problems the economy of your country is facing at present</p> <p>most important also very important not so important / not relevant *</p> <p>- unemployment <input type="text"/> <input type="text"/> <input type="text"/></p>
<p>from 04/2003 to present</p> <p>Please try to assess the importance of the following problems the economy of your country is facing at present</p> <p>very important** important** not so important</p> <p>- unemployment <input type="text"/> <input type="text"/> <input type="text"/></p>

Time span of the variable

1983	1984	1985	1986	1987	1988	1989	1990	1991	1992
1993	1994	1995	1996	1997	1998	1999	2000	2001	2002
2003	2004	2005	2006	2007	2008	2009	2010	2011	2012
2013	2014	2015	2016	2017	2018	2019	2020	2021	2022

Nr.	Name	Label	Survey period	Survey frequency
2.27)	ep04	problem inflation	1983 from 1984 to 1988 from 1989 to Jan 2002 from Apr 2002 to 2016	Mar, Aug Mar, Jun, Oct Jan, Apr, Jul, Oct Apr, Oct

Wording of the question

Variable description
<p>from 03/1983 to 04/1991</p> <p>The most important problems for the economy in this country are at present</p> <p>- inflation <input type="text"/></p>
<p>from 07/1991 to 10/2002</p> <p>Please try to assess the importance of the following problems the economy of your country is facing at present</p> <p>most important also very important not so important / not relevant *</p> <p>- inflation <input type="text"/> <input type="text"/> <input type="text"/></p>
<p>from 04/2003 to present</p> <p>Please try to assess the importance of the following problems the economy of your country is facing at present</p> <p>very important** important** not so important</p> <p>- inflation <input type="text"/> <input type="text"/> <input type="text"/></p>

Time span of the variable

1983	1984	1985	1986	1987	1988	1989	1990	1991	1992
1993	1994	1995	1996	1997	1998	1999	2000	2001	2002
2003	2004	2005	2006	2007	2008	2009	2010	2011	2012
2013	2014	2015	2016	2017	2018	2019	2020	2021	2022

Nr.	Name	Label	Survey period	Survey frequency
2.28)	ep05	problem competitiveness	1983 from 1984 to 1988 from 1989 to Jan 2002 from Apr 2002 to 2016	Mar, Aug Mar, Jun, Oct Jan, Apr, Jul, Oct Apr, Oct

Wording of the question

Variable description
<p>from 03/1983 to 04/1991</p> <p>The most important problems for the economy in this country are at present</p> <p>- lack of international competitiveness <input type="checkbox"/></p>
<p>from 07/1991 to 10/2002</p> <p>Please try to assess the importance of the following problems the economy of your country is facing at present</p> <p>most important also very important not so important / not relevant *</p> <p>- lack of international competitiveness <input type="checkbox"/> <input type="checkbox"/> <input type="checkbox"/></p>
<p>from 04/2003 to present</p> <p>Please try to assess the importance of the following problems the economy of your country is facing at present</p> <p>very important** important** not so important</p> <p>- lack of international competitiveness <input type="checkbox"/> <input type="checkbox"/> <input type="checkbox"/></p>

Time span of the variable

1983	1984	1985	1986	1987	1988	1989	1990	1991	1992
1993	1994	1995	1996	1997	1998	1999	2000	2001	2002
2003	2004	2005	2006	2007	2008	2009	2010	2011	2012
2013	2014	2015	2016	2017	2018	2019	2020	2021	2022

Nr.	Name	Label	Survey period	Survey frequency
2.29)	ep06	problem trade barriers	1983 from 1984 to 1988 from 1989 to Jan 2002 from Apr 2002 to 2016	Mar, Aug Mar, Jun, Oct Jan, Apr, Jul, Oct Apr, Oct

Wording of the question

Variable description
<p>from 03/1983 to 04/1991</p> <p>The most important problems for the economy in this country are at present</p> <p>- trade barriers to exports <input type="checkbox"/></p>
<p>from 07/1991 to 10/2002</p> <p>Please try to assess the importance of the following problems the economy of your country is facing at present</p> <p>most important also very important not so important / not relevant *</p>

- trade barriers to exports	<input type="text"/>	<input type="text"/>	<input type="text"/>						
from 04/2003 to present									
Please try to assess the importance of the following problems the economy of your country is facing at present									
- trade barriers to exports	very important**	important**	not so important						
- trade barriers to exports	<input type="text"/>	<input type="text"/>	<input type="text"/>						
Time span of the variable									
1983	1984	1985	1986	1987	1988	1989	1990	1991	1992
1993	1994	1995	1996	1997	1998	1999	2000	2001	2002
2003	2004	2005	2006	2007	2008	2009	2010	2011	2012
2013	2014	2015	2016	2017	2018	2019	2020	2021	2022

from 2017 on:
replaced by 2.40)epyn06

Nr.	Name	Label	Survey period	Survey frequency
2.30)	ep07	problem skilled labour	1983 from 1984 to 1988 from 1989 to Jan 2002 from Apr 2002 to 2016	Mar, Aug Mar, Jun, Oct Jan, Apr, Jul, Oct Apr, Oct

Wording of the question

from 03/1983 to 04/1991	The most important problems for the economy in this country are at present			Variable description Most important problems - Lack of skilled labour * the word "so" was omitted in 04/1998 and 07/1998; "not relevant" was omitted in 04/2002 and 10/2002 ** "most important" was used instead of "very important" and "also very important" was used instead of "important" in 10/2003 from 2017 on: replaced by 2.41)epyn07
- lack of skilled labour	<input type="text"/>			
from 07/1991 to 10/2002	Please try to assess the importance of the following problems the economy of your country is facing at present			
- lack of skilled labour	most important	also very important	not so important / not relevant *	
- lack of skilled labour	<input type="text"/>	<input type="text"/>	<input type="text"/>	
from 04/2003 to present	Please try to assess the importance of the following problems the economy of your country is facing at present			
- lack of skilled labour	very important**	important**	not so important	
- lack of skilled labour	<input type="text"/>	<input type="text"/>	<input type="text"/>	

Time span of the variable

1983	1984	1985	1986	1987	1988	1989	1990	1991	1992
1993	1994	1995	1996	1997	1998	1999	2000	2001	2002
2003	2004	2005	2006	2007	2008	2009	2010	2011	2012
2013	2014	2015	2016	2017	2018	2019	2020	2021	2022

Nr.	Name	Label	Survey period	Survey frequency
2.31)	ep08	problem public deficits	from 1984 to 1988 from 1989 to Jan 2002 from Apr 2002 to 2016	Mar, Jun, Oct Jan, Apr, Jul, Oct Apr, Oct

Wording of the question

from 02/1984 to 04/1991	The most important problems for the economy in this country are at present			Variable description Most important problems - Public deficits
-------------------------	--	--	--	---

- public deficits

from 07/1991 to 10/2002

Please try to assess the **importance** of the following **problems** the economy of your country is facing **at present**

most important also very important not so important / not relevant *

- public deficits

from 04/2003 to present

Please try to assess the **importance** of the following **problems** the economy of your country is facing **at present**

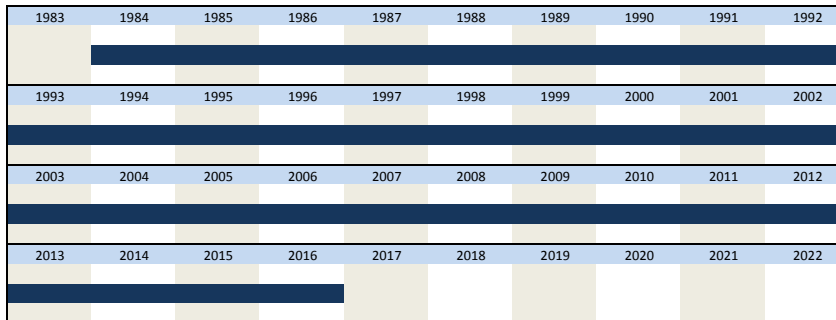
very important** important** not so important

- public deficits

* the word "so" was omitted in 04/1998 and 07/1998; "not relevant" was omitted in 04/2002 and 10/2002

** "most important" was used instead of "very important" and "also very important" was used instead of "important" in 10/2003

Time span of the variable



Nr.	Name	Label	Survey period	Survey frequency
2.32)	ep09	problem foreign debts	from 1984 to 1988 from 1989 to Jan 2002 from Apr 2002 to 2016	Mar, Jun, Oct Jan, Apr, Jul, Oct Apr, Oct

Wording of the question

from 02/1984 to 04/1991

The most important problems for the economy in this country are at present

- foreign debts

from 07/1991 to 10/2002

Please try to assess the **importance** of the following **problems** the economy of your country is facing **at present**

most important also very important not so important / not relevant *

- foreign debts

from 04/2003 to present

Please try to assess the **importance** of the following **problems** the economy of your country is facing **at present**

very important** important** not so important

- foreign debts

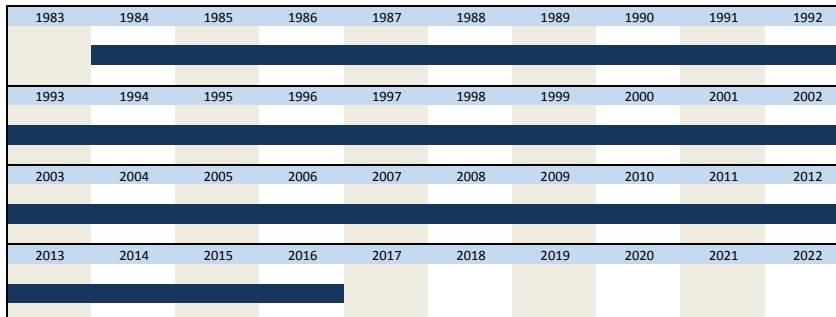
Variable description

Most important problems - Foreign debts

* the word "so" was omitted in 04/1998 and 07/1998; "not relevant" was omitted in 04/2002 and 10/2002

** "most important" was used instead of "very important" and "also very important" was used instead of "important" in 10/2003

Time span of the variable



Nr.	Name	Label	Survey period	Survey frequency
2.33)	ep10	problem capital shortage	from 1990 to Jan 2002 from Apr 2002 to 2016	Jan, Apr, Jul, Oct Apr, Oct

Wording of the question

from 04/1990 to 04/1991 The most important problems for the economy in this country are at present - capital shortage <input type="text"/>	Variable description Most important problems - Capital shortage * the word "so" was omitted in 04/1998 and 07/1998; "not relevant" was omitted in 04/2002 and 10/2002 ** "most important" was used instead of "very important" and "also very important" was used instead of "important" in 10/2003 from 2017 on: replaced by 2.44)epyn10
from 07/1991 to 10/2002 Please try to assess the importance of the following problems the economy of your country is facing at present most important also very important not so important / not relevant * - capital shortage <input type="text"/> <input type="text"/> <input type="text"/>	
from 04/2003 to present Please try to assess the importance of the following problems the economy of your country is facing at present very important** important** not so important - capital shortage <input type="text"/> <input type="text"/> <input type="text"/>	

Time span of the variable

1983	1984	1985	1986	1987	1988	1989	1990	1991	1992
1993	1994	1995	1996	1997	1998	1999	2000	2001	2002
2003	2004	2005	2006	2007	2008	2009	2010	2011	2012
2013	2014	2015	2016	2017	2018	2019	2020	2021	2022

Nr.	Name	Label	Survey period	Survey frequency
2.34)	ep11	problem corruption	2016	Apr, Oct

Wording of the question

since 04/2016 Please try to assess the importance of the following problems the economy of your country is facing at present - corruption very important important not so important <input type="text"/> <input type="text"/> <input type="text"/>	Variable description Most important problems - Corruption from 2017 on: replaced by 2.49)epyn15																																																																															
Time span of the variable																																																																																
<table border="1"> <tr><td>1983</td><td>1984</td><td>1985</td><td>1986</td><td>1987</td><td>1988</td><td>1989</td><td>1990</td><td>1991</td><td>1992</td></tr> <tr><td></td><td></td><td></td><td></td><td></td><td></td><td></td><td></td><td></td><td></td></tr> <tr><td>1993</td><td>1994</td><td>1995</td><td>1996</td><td>1997</td><td>1998</td><td>1999</td><td>2000</td><td>2001</td><td>2002</td></tr> <tr><td></td><td></td><td></td><td></td><td></td><td></td><td></td><td></td><td></td><td></td></tr> <tr><td>2003</td><td>2004</td><td>2005</td><td>2006</td><td>2007</td><td>2008</td><td>2009</td><td>2010</td><td>2011</td><td>2012</td></tr> <tr><td></td><td></td><td></td><td></td><td></td><td></td><td></td><td></td><td></td><td></td></tr> <tr><td>2013</td><td>2014</td><td>2015</td><td>2016</td><td>2017</td><td>2018</td><td>2019</td><td>2020</td><td>2021</td><td>2022</td></tr> <tr><td></td><td></td><td></td><td></td><td></td><td></td><td></td><td></td><td></td><td></td></tr> </table>		1983	1984	1985	1986	1987	1988	1989	1990	1991	1992											1993	1994	1995	1996	1997	1998	1999	2000	2001	2002											2003	2004	2005	2006	2007	2008	2009	2010	2011	2012											2013	2014	2015	2016	2017	2018	2019	2020	2021	2022									
1983	1984	1985	1986	1987	1988	1989	1990	1991	1992																																																																							
1993	1994	1995	1996	1997	1998	1999	2000	2001	2002																																																																							
2003	2004	2005	2006	2007	2008	2009	2010	2011	2012																																																																							
2013	2014	2015	2016	2017	2018	2019	2020	2021	2022																																																																							

Nr.	Name	Label	Survey period	Survey frequency
2.35)	epyn01	problem government policy	since Apr 2017	Apr, Oct

Wording of the question

since 04/2016 Is the economy of your country currently facing the following problems? [1] Yes [3] No	Variable description
---	----------------------

Lack of confidence in the government's economic policy									
<div style="display: flex; justify-content: space-around;"> <input type="text"/> <input type="text"/> </div>									
Time span of the variable									
1983	1984	1985	1986	1987	1988	1989	1990	1991	1992
1993	1994	1995	1996	1997	1998	1999	2000	2001	2002
2003	2004	2005	2006	2007	2008	2009	2010	2011	2012
2013	2014	2015	2016	2017	2018	2019	2020	2021	2022

Nr.	Name	Label	Survey period	Survey frequency
2.36)	epyn02	problem insufficient demand	since Apr 2017	Apr, Oct

Wording of the question

since 04/2016 Is the economy of your country currently facing the following problems? Insufficient demand <div style="display: flex; justify-content: space-around; margin-top: 10px;"> <input type="text"/> [1] Yes <input type="text"/> [3] No </div>	Variable description
---	----------------------

Time span of the variable

1983	1984	1985	1986	1987	1988	1989	1990	1991	1992
1993	1994	1995	1996	1997	1998	1999	2000	2001	2002
2003	2004	2005	2006	2007	2008	2009	2010	2011	2012
2013	2014	2015	2016	2017	2018	2019	2020	2021	2022

Nr.	Name	Label	Survey period	Survey frequency
2.37)	epyn03	problem lack of innovation	since Apr 2017	Apr, Oct

Wording of the question

since 04/2016 Is the economy of your country currently facing the following problems? Lack of innovation <div style="display: flex; justify-content: space-around; margin-top: 10px;"> <input type="text"/> [1] Yes <input type="text"/> [3] No </div>	Variable description
--	----------------------

Time span of the variable

1983	1984	1985	1986	1987	1988	1989	1990	1991	1992
1993	1994	1995	1996	1997	1998	1999	2000	2001	2002
2003	2004	2005	2006	2007	2008	2009	2010	2011	2012
2013	2014	2015	2016	2017	2018	2019	2020	2021	2022

--	--	--	--	--	--

Nr.	Name	Label	Survey period	Survey frequency
2.38)	epyn04	problem inadequate infrastructure	since Apr 2017	Apr, Oct

Wording of the question

since 04/2016	Variable description
Is the economy of your country currently facing the following problems?	
Inadequate infrastructure	
[1] Yes	
[3] No	

Time span of the variable

1983	1984	1985	1986	1987	1988	1989	1990	1991	1992
1993	1994	1995	1996	1997	1998	1999	2000	2001	2002
2003	2004	2005	2006	2007	2008	2009	2010	2011	2012
2013	2014	2015	2016	2017	2018	2019	2020	2021	2022

Nr.	Name	Label	Survey period	Survey frequency
2.39)	epyn05	problem international competitiveness	since Apr 2017	Apr, Oct

Wording of the question

since 04/2016	Variable description
Is the economy of your country currently facing the following problems?	
Lack of international competitiveness	
[1] Yes	
[3] No	

Time span of the variable

1983	1984	1985	1986	1987	1988	1989	1990	1991	1992
1993	1994	1995	1996	1997	1998	1999	2000	2001	2002
2003	2004	2005	2006	2007	2008	2009	2010	2011	2012
2013	2014	2015	2016	2017	2018	2019	2020	2021	2022

Nr.	Name	Label	Survey period	Survey frequency
2.40)	epyn06	problem trade barriers	since Apr 2017	Apr, Oct

Wording of the question

since 04/2016	Variable description
Is the economy of your country currently facing the following problems?	
Trade barriers to exports	
[1] Yes	
[3] No	

Time span of the variable

1983	1984	1985	1986	1987	1988	1989	1990	1991	1992
1993	1994	1995	1996	1997	1998	1999	2000	2001	2002
2003	2004	2005	2006	2007	2008	2009	2010	2011	2012
2013	2014	2015	2016	2017	2018	2019	2020	2021	2022

Nr.	Name	Label	Survey period	Survey frequency
-----	------	-------	---------------	------------------

2.41)	epyn07	problem skilled labour	since Apr 2017	Apr, Oct
-------	--------	------------------------	----------------	----------

Wording of the question

<p>since 04/2016</p> <p>Is the economy of your country currently facing the following problems?</p> <p>Lack of skilled labour</p> <p>[1] Yes <input type="checkbox"/></p> <p>[3] No <input type="checkbox"/></p>	Variable description
--	----------------------

Time span of the variable

1983	1984	1985	1986	1987	1988	1989	1990	1991	1992
1993	1994	1995	1996	1997	1998	1999	2000	2001	2002
2003	2004	2005	2006	2007	2008	2009	2010	2011	2012
2013	2014	2015	2016	2017	2018	2019	2020	2021	2022

Nr.	Name	Label	Survey period	Survey frequency
-----	------	-------	---------------	------------------

2.42)	epyn08	problem legal and administrative barriers	since Apr 2017	Apr, Oct
-------	--------	---	----------------	----------

Wording of the question

<p>since 04/2016</p> <p>Is the economy of your country currently facing the following problems?</p> <p>Legal and administrative barriers for business</p> <p>[1] Yes <input type="checkbox"/></p> <p>[3] No <input type="checkbox"/></p>	Variable description
--	----------------------

Time span of the variable

1983	1984	1985	1986	1987	1988	1989	1990	1991	1992
1993	1994	1995	1996	1997	1998	1999	2000	2001	2002
2003	2004	2005	2006	2007	2008	2009	2010	2011	2012
2013	2014	2015	2016	2017	2018	2019	2020	2021	2022

Nr.	Name	Label	Survey period	Survey frequency
-----	------	-------	---------------	------------------

2.43) **epyn09** problem climate for foreign investors since Apr 2017 Apr, Oct

Wording of the question

since 04/2016 Is the economy of your country currently facing the following problems? Unfavourable climate for foreign investors [1] Yes [3] No	Variable description
---	----------------------

Time span of the variable

1983	1984	1985	1986	1987	1988	1989	1990	1991	1992
1993	1994	1995	1996	1997	1998	1999	2000	2001	2002
2003	2004	2005	2006	2007	2008	2009	2010	2011	2012
2013	2014	2015	2016	2017	2018	2019	2020	2021	2022

Nr.	Name	Label	Survey period	Survey frequency
-----	------	-------	---------------	------------------

2.44) **epyn10** problem capital shortage since Apr 2017 Apr, Oct

Wording of the question

since 04/2016 Is the economy of your country currently facing the following problems? Capital shortage [1] Yes [3] No	Variable description
---	----------------------

Time span of the variable

1983	1984	1985	1986	1987	1988	1989	1990	1991	1992
1993	1994	1995	1996	1997	1998	1999	2000	2001	2002
2003	2004	2005	2006	2007	2008	2009	2010	2011	2012
2013	2014	2015	2016	2017	2018	2019	2020	2021	2022

Nr.	Name	Label	Survey period	Survey frequency
-----	------	-------	---------------	------------------

2.45) **epyn11** problem lack of credible central bank policy since Apr 2017 Apr, Oct

Wording of the question

since 04/2016 Is the economy of your country currently facing the following problems? Lack of credible central bank policy [1] Yes [3] No	Variable description
---	----------------------

Time span of the variable

1983	1984	1985	1986	1987	1988	1989	1990	1991	1992
------	------	------	------	------	------	------	------	------	------

1993	1994	1995	1996	1997	1998	1999	2000	2001	2002
2003	2004	2005	2006	2007	2008	2009	2010	2011	2012
2013	2014	2015	2016	2017	2018	2019	2020	2021	2022

Nr.	Name	Label	Survey period	Survey frequency
2.46)	epyn12	problem inefficient debt management	since Apr 2017	Apr, Oct

Wording of the question

<p>since 04/2016</p> <p>Is the economy of your country currently facing the following problems?</p> <p>inefficient debt management [1] Yes [3] No</p>	Variable description
---	----------------------

Time span of the variable

1983	1984	1985	1986	1987	1988	1989	1990	1991	1992
1993	1994	1995	1996	1997	1998	1999	2000	2001	2002
2003	2004	2005	2006	2007	2008	2009	2010	2011	2012
2013	2014	2015	2016	2017	2018	2019	2020	2021	2022

Nr.	Name	Label	Survey period	Survey frequency
2.47)	epyn13	problem widening income inequality	since Apr 2017	Apr, Oct

Wording of the question

<p>since 04/2016</p> <p>Is the economy of your country currently facing the following problems?</p> <p>Widening income inequality [1] Yes [3] No</p>	Variable description
--	----------------------

Time span of the variable

1983	1984	1985	1986	1987	1988	1989	1990	1991	1992
1993	1994	1995	1996	1997	1998	1999	2000	2001	2002
2003	2004	2005	2006	2007	2008	2009	2010	2011	2012
2013	2014	2015	2016	2017	2018	2019	2020	2021	2022

Nr.	Name	Label	Survey period	Survey frequency
2.48)	epyn14	problem political instability	since Apr 2017	Apr, Oct

Wording of the question

since 04/2016 Is the economy of your country currently facing the following problems? Political instability <input type="checkbox"/> [1] Yes <input type="checkbox"/> [3] No	Variable description																																																																																
Time span of the variable																																																																																	
<table border="1"> <tr><td>1983</td><td>1984</td><td>1985</td><td>1986</td><td>1987</td><td>1988</td><td>1989</td><td>1990</td><td>1991</td><td>1992</td></tr> <tr><td></td><td></td><td></td><td></td><td></td><td></td><td></td><td></td><td></td><td></td></tr> <tr><td>1993</td><td>1994</td><td>1995</td><td>1996</td><td>1997</td><td>1998</td><td>1999</td><td>2000</td><td>2001</td><td>2002</td></tr> <tr><td></td><td></td><td></td><td></td><td></td><td></td><td></td><td></td><td></td><td></td></tr> <tr><td>2003</td><td>2004</td><td>2005</td><td>2006</td><td>2007</td><td>2008</td><td>2009</td><td>2010</td><td>2011</td><td>2012</td></tr> <tr><td></td><td></td><td></td><td></td><td></td><td></td><td></td><td></td><td></td><td></td></tr> <tr><td>2013</td><td>2014</td><td>2015</td><td>2016</td><td>2017</td><td>2018</td><td>2019</td><td>2020</td><td>2021</td><td>2022</td></tr> <tr><td></td><td></td><td></td><td></td><td style="background-color: #003366;"></td><td></td><td></td><td></td><td></td><td></td></tr> </table>	1983	1984	1985	1986	1987	1988	1989	1990	1991	1992											1993	1994	1995	1996	1997	1998	1999	2000	2001	2002											2003	2004	2005	2006	2007	2008	2009	2010	2011	2012											2013	2014	2015	2016	2017	2018	2019	2020	2021	2022											
1983	1984	1985	1986	1987	1988	1989	1990	1991	1992																																																																								
1993	1994	1995	1996	1997	1998	1999	2000	2001	2002																																																																								
2003	2004	2005	2006	2007	2008	2009	2010	2011	2012																																																																								
2013	2014	2015	2016	2017	2018	2019	2020	2021	2022																																																																								

Nr.	Name	Label	Survey period	Survey frequency
2.49)	epyn15	problem corruption	since Apr 2017	Apr, Oct

Wording of the question																																																																																	
since 04/2016 Is the economy of your country currently facing the following problems? Corruption <input type="checkbox"/> [1] Yes <input type="checkbox"/> [3] No	Variable description																																																																																
Time span of the variable																																																																																	
<table border="1"> <tr><td>1983</td><td>1984</td><td>1985</td><td>1986</td><td>1987</td><td>1988</td><td>1989</td><td>1990</td><td>1991</td><td>1992</td></tr> <tr><td></td><td></td><td></td><td></td><td></td><td></td><td></td><td></td><td></td><td></td></tr> <tr><td>1993</td><td>1994</td><td>1995</td><td>1996</td><td>1997</td><td>1998</td><td>1999</td><td>2000</td><td>2001</td><td>2002</td></tr> <tr><td></td><td></td><td></td><td></td><td></td><td></td><td></td><td></td><td></td><td></td></tr> <tr><td>2003</td><td>2004</td><td>2005</td><td>2006</td><td>2007</td><td>2008</td><td>2009</td><td>2010</td><td>2011</td><td>2012</td></tr> <tr><td></td><td></td><td></td><td></td><td></td><td></td><td></td><td></td><td></td><td></td></tr> <tr><td>2013</td><td>2014</td><td>2015</td><td>2016</td><td>2017</td><td>2018</td><td>2019</td><td>2020</td><td>2021</td><td>2022</td></tr> <tr><td></td><td></td><td></td><td></td><td style="background-color: #003366;"></td><td></td><td></td><td></td><td></td><td></td></tr> </table>	1983	1984	1985	1986	1987	1988	1989	1990	1991	1992											1993	1994	1995	1996	1997	1998	1999	2000	2001	2002											2003	2004	2005	2006	2007	2008	2009	2010	2011	2012											2013	2014	2015	2016	2017	2018	2019	2020	2021	2022											
1983	1984	1985	1986	1987	1988	1989	1990	1991	1992																																																																								
1993	1994	1995	1996	1997	1998	1999	2000	2001	2002																																																																								
2003	2004	2005	2006	2007	2008	2009	2010	2011	2012																																																																								
2013	2014	2015	2016	2017	2018	2019	2020	2021	2022																																																																								

Nr.	Name	Label	Survey period	Survey frequency
2.50)	cfi1	climate foreign investors, at present	1983 from 1984 to 1988 from 1989 to 1990	Mar, Aug Mar, Jun, Oct Jan, Apr, Jul, Oct

Wording of the question																																																													
from 03/1983 to 04/1991 The climate for foreign investors in the industrial sector of this country at present is in general <input type="checkbox"/> favourable <input type="checkbox"/> neither / none <input type="checkbox"/> unfavourable	Variable description																																																												
Time span of the variable																																																													
<table border="1"> <tr><td>1983</td><td>1984</td><td>1985</td><td>1986</td><td>1987</td><td>1988</td><td>1989</td><td>1990</td><td>1991</td><td>1992</td></tr> <tr><td></td><td></td><td></td><td></td><td></td><td></td><td></td><td></td><td></td><td></td></tr> <tr><td>1993</td><td>1994</td><td>1995</td><td>1996</td><td>1997</td><td>1998</td><td>1999</td><td>2000</td><td>2001</td><td>2002</td></tr> <tr><td></td><td></td><td></td><td></td><td></td><td></td><td></td><td></td><td></td><td></td></tr> <tr><td>2003</td><td>2004</td><td>2005</td><td>2006</td><td>2007</td><td>2008</td><td>2009</td><td>2010</td><td>2011</td><td>2012</td></tr> <tr><td></td><td></td><td></td><td></td><td></td><td></td><td></td><td></td><td></td><td></td></tr> </table>	1983	1984	1985	1986	1987	1988	1989	1990	1991	1992											1993	1994	1995	1996	1997	1998	1999	2000	2001	2002											2003	2004	2005	2006	2007	2008	2009	2010	2011	2012											
1983	1984	1985	1986	1987	1988	1989	1990	1991	1992																																																				
1993	1994	1995	1996	1997	1998	1999	2000	2001	2002																																																				
2003	2004	2005	2006	2007	2008	2009	2010	2011	2012																																																				

2013	2014	2015	2016	2017	2018	2019	2020	2021	2022
------	------	------	------	------	------	------	------	------	------

Nr.	Name	Label	Survey period	Survey frequency
-----	------	-------	---------------	------------------

2.51)	cfi2	climate foreign investors, next 6 months	1983 from 1984 to 1988 from 1989 to 1991	Mar, Aug Mar, Jun, Oct Jan, Apr, Jul, Oct
-------	------	--	--	---

Wording of the question

<p>from 03/1983 to 01/1990</p> <p>The climate for foreign investors in the industrial sector of this country from now: expected development for the next 6 to 12 months</p> <p style="text-align: center;"> <input type="checkbox"/> improvement <input type="checkbox"/> no change <input type="checkbox"/> decrease </p> <p>from 04/1990 to 04/1991</p> <p>The climate for foreign investors in the industrial sector of this country from now: expected development for the next 6 to 12 months</p> <p style="text-align: center;"> <input type="checkbox"/> improvement <input type="checkbox"/> no change <input type="checkbox"/> deterioration </p>	<p>Variable description</p> <p>Climate for foreign investors (in the next 6 months)</p>
--	---

Time span of the variable

1983	1984	1985	1986	1987	1988	1989	1990	1991	1992
1993	1994	1995	1996	1997	1998	1999	2000	2001	2002
2003	2004	2005	2006	2007	2008	2009	2010	2011	2012
2013	2014	2015	2016	2017	2018	2019	2020	2021	2022

Nr.	Name	Label	Survey period	Survey frequency
-----	------	-------	---------------	------------------

2.52)	cfi3	climate foreign investors, at present, legal	from 1991 to 2001 from 2002 to 2016	Jan, Apr, Jul, Oct Jan, Jul
-------	------	--	--	--------------------------------

Wording of the question

<p>from 07/1991 to present</p> <p>Please try to assess the importance of the following factors which influence the climate for foreign investors in this country:</p> <p style="text-align: center;"> <input type="checkbox"/> absent <input type="checkbox"/> low <input type="checkbox"/> high </p> <p>At present, - legal/administrative restrictions for foreign firms to invest in this country and/or to repatriate profits are</p>	<p>Variable description</p> <p>Climate for foreign investors (in present, legally)</p>
---	--

Time span of the variable

1983	1984	1985	1986	1987	1988	1989	1990	1991	1992
1993	1994	1995	1996	1997	1998	1999	2000	2001	2002
2003	2004	2005	2006	2007	2008	2009	2010	2011	2012
2013	2014	2015	2016	2017	2018	2019	2020	2021	2022

Nr.	Name	Label	Survey period	Survey frequency
-----	------	-------	---------------	------------------

2.53)	cfi4	climate foreign investors, at present, political	from 1991 to 2001 from 2002 to 2016	Jan, Apr, Jul, Oct Jan, Jul
-------	------	--	--	--------------------------------

Wording of the question

<p>from 07/1991 to present</p> <p>Please try to assess the importance of the following factors which influence the climate for foreign investors in this country:</p> <p style="text-align: center;">absent low high</p> <p>At present, - political instability is</p> <p style="text-align: center;"> <input type="text"/> <input type="text"/> <input type="text"/> </p>	<p>Variable description</p> <p>Climate for foreign investors (in present, politically)</p>																																																																																
<p>Time span of the variable</p>																																																																																	
<table border="1" style="width: 100%; text-align: center;"> <tr> <td>1983</td><td>1984</td><td>1985</td><td>1986</td><td>1987</td><td>1988</td><td>1989</td><td>1990</td><td>1991</td><td>1992</td> </tr> <tr> <td style="background-color: #e0f2f7;"></td><td style="background-color: #e0f2f7;"></td><td style="background-color: #e0f2f7;"></td><td style="background-color: #e0f2f7;"></td><td style="background-color: #e0f2f7;"></td><td style="background-color: #e0f2f7;"></td><td style="background-color: #e0f2f7;"></td><td style="background-color: #e0f2f7;"></td><td style="background-color: #e0f2f7;"></td><td style="background-color: #e0f2f7;"></td> </tr> <tr> <td>1993</td><td>1994</td><td>1995</td><td>1996</td><td>1997</td><td>1998</td><td>1999</td><td>2000</td><td>2001</td><td>2002</td> </tr> <tr> <td style="background-color: #e0f2f7;"></td><td style="background-color: #e0f2f7;"></td><td style="background-color: #e0f2f7;"></td><td style="background-color: #e0f2f7;"></td><td style="background-color: #e0f2f7;"></td><td style="background-color: #e0f2f7;"></td><td style="background-color: #e0f2f7;"></td><td style="background-color: #e0f2f7;"></td><td style="background-color: #e0f2f7;"></td><td style="background-color: #e0f2f7;"></td> </tr> <tr> <td>2003</td><td>2004</td><td>2005</td><td>2006</td><td>2007</td><td>2008</td><td>2009</td><td>2010</td><td>2011</td><td>2012</td> </tr> <tr> <td style="background-color: #e0f2f7;"></td><td style="background-color: #e0f2f7;"></td><td style="background-color: #e0f2f7;"></td><td style="background-color: #e0f2f7;"></td><td style="background-color: #e0f2f7;"></td><td style="background-color: #e0f2f7;"></td><td style="background-color: #e0f2f7;"></td><td style="background-color: #e0f2f7;"></td><td style="background-color: #e0f2f7;"></td><td style="background-color: #e0f2f7;"></td> </tr> <tr> <td>2013</td><td>2014</td><td>2015</td><td>2016</td><td>2017</td><td>2018</td><td>2019</td><td>2020</td><td>2021</td><td>2022</td> </tr> <tr> <td style="background-color: #e0f2f7;"></td><td style="background-color: #e0f2f7;"></td><td style="background-color: #e0f2f7;"></td><td style="background-color: #e0f2f7;"></td><td style="background-color: #e0f2f7;"></td><td style="background-color: #e0f2f7;"></td><td style="background-color: #e0f2f7;"></td><td style="background-color: #e0f2f7;"></td><td style="background-color: #e0f2f7;"></td><td style="background-color: #e0f2f7;"></td> </tr> </table>		1983	1984	1985	1986	1987	1988	1989	1990	1991	1992											1993	1994	1995	1996	1997	1998	1999	2000	2001	2002											2003	2004	2005	2006	2007	2008	2009	2010	2011	2012											2013	2014	2015	2016	2017	2018	2019	2020	2021	2022										
1983	1984	1985	1986	1987	1988	1989	1990	1991	1992																																																																								
1993	1994	1995	1996	1997	1998	1999	2000	2001	2002																																																																								
2003	2004	2005	2006	2007	2008	2009	2010	2011	2012																																																																								
2013	2014	2015	2016	2017	2018	2019	2020	2021	2022																																																																								

Nr.	Name	Label	Survey period	Survey frequency
-----	------	-------	---------------	------------------

2.54)	cfi5	climate foreign investors, next 6 months, legal	from 1991 to 2001 from 2002 to 2016	Jan, Apr, Jul, Oct Jan, Jul
-------	------	---	--	--------------------------------

Wording of the question

<p>from 07/1991 to present</p> <p>Please try to assess the importance of the following factors which influence the climate for foreign investors in this country:</p> <p style="text-align: center;">lower about the same higher</p> <p>By the end of the next 6 months, - legal/administrative restrictions for foreign firms to invest in this country and/or to repatriate profits will be</p> <p style="text-align: center;"> <input type="text"/> <input type="text"/> <input type="text"/> </p>	<p>Variable description</p> <p>Climate for foreign investors (in the next 6 months, legally)</p>																																																																																
<p>Time span of the variable</p>																																																																																	
<table border="1" style="width: 100%; text-align: center;"> <tr> <td>1983</td><td>1984</td><td>1985</td><td>1986</td><td>1987</td><td>1988</td><td>1989</td><td>1990</td><td>1991</td><td>1992</td> </tr> <tr> <td style="background-color: #e0f2f7;"></td><td style="background-color: #e0f2f7;"></td><td style="background-color: #e0f2f7;"></td><td style="background-color: #e0f2f7;"></td><td style="background-color: #e0f2f7;"></td><td style="background-color: #e0f2f7;"></td><td style="background-color: #e0f2f7;"></td><td style="background-color: #e0f2f7;"></td><td style="background-color: #e0f2f7;"></td><td style="background-color: #e0f2f7;"></td> </tr> <tr> <td>1993</td><td>1994</td><td>1995</td><td>1996</td><td>1997</td><td>1998</td><td>1999</td><td>2000</td><td>2001</td><td>2002</td> </tr> <tr> <td style="background-color: #e0f2f7;"></td><td style="background-color: #e0f2f7;"></td><td style="background-color: #e0f2f7;"></td><td style="background-color: #e0f2f7;"></td><td style="background-color: #e0f2f7;"></td><td style="background-color: #e0f2f7;"></td><td style="background-color: #e0f2f7;"></td><td style="background-color: #e0f2f7;"></td><td style="background-color: #e0f2f7;"></td><td style="background-color: #e0f2f7;"></td> </tr> <tr> <td>2003</td><td>2004</td><td>2005</td><td>2006</td><td>2007</td><td>2008</td><td>2009</td><td>2010</td><td>2011</td><td>2012</td> </tr> <tr> <td style="background-color: #e0f2f7;"></td><td style="background-color: #e0f2f7;"></td><td style="background-color: #e0f2f7;"></td><td style="background-color: #e0f2f7;"></td><td style="background-color: #e0f2f7;"></td><td style="background-color: #e0f2f7;"></td><td style="background-color: #e0f2f7;"></td><td style="background-color: #e0f2f7;"></td><td style="background-color: #e0f2f7;"></td><td style="background-color: #e0f2f7;"></td> </tr> <tr> <td>2013</td><td>2014</td><td>2015</td><td>2016</td><td>2017</td><td>2018</td><td>2019</td><td>2020</td><td>2021</td><td>2022</td> </tr> <tr> <td style="background-color: #e0f2f7;"></td><td style="background-color: #e0f2f7;"></td><td style="background-color: #e0f2f7;"></td><td style="background-color: #e0f2f7;"></td><td style="background-color: #e0f2f7;"></td><td style="background-color: #e0f2f7;"></td><td style="background-color: #e0f2f7;"></td><td style="background-color: #e0f2f7;"></td><td style="background-color: #e0f2f7;"></td><td style="background-color: #e0f2f7;"></td> </tr> </table>		1983	1984	1985	1986	1987	1988	1989	1990	1991	1992											1993	1994	1995	1996	1997	1998	1999	2000	2001	2002											2003	2004	2005	2006	2007	2008	2009	2010	2011	2012											2013	2014	2015	2016	2017	2018	2019	2020	2021	2022										
1983	1984	1985	1986	1987	1988	1989	1990	1991	1992																																																																								
1993	1994	1995	1996	1997	1998	1999	2000	2001	2002																																																																								
2003	2004	2005	2006	2007	2008	2009	2010	2011	2012																																																																								
2013	2014	2015	2016	2017	2018	2019	2020	2021	2022																																																																								

Nr.	Name	Label	Survey period	Survey frequency
-----	------	-------	---------------	------------------

2.55)	cfi6	climate foreign investors, next 6 months, political	from 1991 to 2001 from 2002 to 2016	Jan, Apr, Jul, Oct Jan, Jul
-------	------	---	--	--------------------------------

Wording of the question

<p>from 07/1991 to present</p> <p>Please try to assess the importance of the following factors which influence the climate for foreign investors in this country:</p> <p style="text-align: center;">lower about the same higher</p> <p>By the end of the next 6 months, - political instability will be</p> <p style="text-align: center;"> <input type="text"/> <input type="text"/> <input type="text"/> </p>	<p>Variable description</p> <p>Climate for foreign investors (in the next 6 months, politically)</p>																				
<p>Time span of the variable</p>																					
<table border="1" style="width: 100%; text-align: center;"> <tr> <td>1983</td><td>1984</td><td>1985</td><td>1986</td><td>1987</td><td>1988</td><td>1989</td><td>1990</td><td>1991</td><td>1992</td> </tr> <tr> <td style="background-color: #e0f2f7;"></td><td style="background-color: #e0f2f7;"></td><td style="background-color: #e0f2f7;"></td><td style="background-color: #e0f2f7;"></td><td style="background-color: #e0f2f7;"></td><td style="background-color: #e0f2f7;"></td><td style="background-color: #e0f2f7;"></td><td style="background-color: #e0f2f7;"></td><td style="background-color: #e0f2f7;"></td><td style="background-color: #e0f2f7;"></td> </tr> </table>		1983	1984	1985	1986	1987	1988	1989	1990	1991	1992										
1983	1984	1985	1986	1987	1988	1989	1990	1991	1992												

1993	1994	1995	1996	1997	1998	1999	2000	2001	2002
2003	2004	2005	2006	2007	2008	2009	2010	2011	2012
2013	2014	2015	2016	2017	2018	2019	2020	2021	2022

Nr.	Name	Label	Survey period	Survey frequency
2.56)	imep	important measures of economic policy	from 1992 to 2003	Jan, Jul*

Wording of the question

<p>from 04/1990 to 07/1991</p> <p>Are there any important measures of economic policy to be expected in this country for the next 6 to 12 months? (Example: devaluation, import restrictions etc.)</p> <p style="text-align: center;">no <input type="checkbox"/> yes <input type="checkbox"/></p>	<p>Variable description</p> <p>Important measures of economic policy</p> <p>* except for 07/1998, 07/2002, 07/2003</p>
<p>from 01/1992 to 01/2003</p> <p>Are there any important measures of economic policy to be expected in this country for the next 6 months? (Example: devaluation, import restrictions etc.)</p> <p style="text-align: center;">no <input type="checkbox"/> yes <input type="checkbox"/></p>	

Time span of the variable

1983	1984	1985	1986	1987	1988	1989	1990	1991	1992
1993	1994	1995	1996	1997	1998	1999	2000	2001	2002
2003	2004	2005	2006	2007	2008	2009	2010	2011	2012
2013	2014	2015	2016	2017	2018	2019	2020	2021	2022

Nr.	Name	Label	Survey period	Survey frequency
2.57)	cstcred	constraint on supply of bank credit to firms	from 2013	Jan, Jul

Wording of the question

<p>from 01/2013</p> <p>At present, to what extent is the supply of bank credit to firms in this country constrained by bank-specific factors (for example banks' health or banking regulation)?</p> <table border="1" style="margin-left: auto; margin-right: auto;"> <tr> <td>not constrained</td> <td>moderately constrained</td> <td>strongly constrained</td> </tr> <tr> <td>[1]</td> <td>[2]</td> <td>[3]</td> </tr> </table>	not constrained	moderately constrained	strongly constrained	[1]	[2]	[3]	<p>Variable description</p>
not constrained	moderately constrained	strongly constrained					
[1]	[2]	[3]					

Time span of the variable

1983	1984	1985	1986	1987	1988	1989	1990	1991	1992
1993	1994	1995	1996	1997	1998	1999	2000	2001	2002
2003	2004	2005	2006	2007	2008	2009	2010	2011	2012

2013	2014	2015	2016	2017	2018	2019	2020	2021	2022	

Nr.	Name	Label	Survey period	Survey frequency
2.58)	gdpn	growth of GDP (%) (with decimal points)	from 1984 to 1988 1989 1990 - 2016 since 2017	Mar Jul Apr Apr, Oct

Wording of the question

<p>from 04/1990 to present</p> <p>Expected growth of real Gross Domestic Product (GDP) in XXXX/this year** (in %) _____</p>	<p>Variable description</p> <p>Expected real GDP growth</p> <p>* was asked as a special question before; except for 1998 when the question was asked as a special question on the Asian crisis</p> <p>**XXXX is the current year; "this year" is used since 2001</p>																																																																																
<p>Time span of the variable</p> <table border="1"> <tr><td>1983</td><td>1984</td><td>1985</td><td>1986</td><td>1987</td><td>1988</td><td>1989</td><td>1990</td><td>1991</td><td>1992</td></tr> <tr><td></td><td></td><td></td><td></td><td></td><td></td><td></td><td></td><td></td><td></td></tr> <tr><td>1993</td><td>1994</td><td>1995</td><td>1996</td><td>1997</td><td>1998</td><td>1999</td><td>2000</td><td>2001</td><td>2002</td></tr> <tr><td></td><td></td><td></td><td></td><td></td><td></td><td></td><td></td><td></td><td></td></tr> <tr><td>2003</td><td>2004</td><td>2005</td><td>2006</td><td>2007</td><td>2008</td><td>2009</td><td>2010</td><td>2011</td><td>2012</td></tr> <tr><td></td><td></td><td></td><td></td><td></td><td></td><td></td><td></td><td></td><td></td></tr> <tr><td>2013</td><td>2014</td><td>2015</td><td>2016</td><td>2017</td><td>2018</td><td>2019</td><td>2020</td><td>2021</td><td>2022</td></tr> <tr><td></td><td></td><td></td><td></td><td></td><td></td><td></td><td></td><td></td><td></td></tr> </table>	1983	1984	1985	1986	1987	1988	1989	1990	1991	1992											1993	1994	1995	1996	1997	1998	1999	2000	2001	2002											2003	2004	2005	2006	2007	2008	2009	2010	2011	2012											2013	2014	2015	2016	2017	2018	2019	2020	2021	2022											
1983	1984	1985	1986	1987	1988	1989	1990	1991	1992																																																																								
1993	1994	1995	1996	1997	1998	1999	2000	2001	2002																																																																								
2003	2004	2005	2006	2007	2008	2009	2010	2011	2012																																																																								
2013	2014	2015	2016	2017	2018	2019	2020	2021	2022																																																																								

Nr.	Name	Label	Survey period	Survey frequency
2.59)	gdpf	expected growth of real GDP	1983 from 1984 to 2016	Aug Oct

Wording of the question

<p>from 08/1983 to 10/2001</p> <p>Expected average annual growth of real Gross Domestic Product (GDP) over the next 3 to 5 years (own estimate)</p> <table border="1"> <tr><td></td><td>High growth (it is.....%)</td><td>[1]</td></tr> <tr><td></td><td>Moderate growth (3 - 5 %)</td><td>[2]</td></tr> <tr><td></td><td>Low growth (1 - 2%)</td><td>[3]</td></tr> <tr><td></td><td>Stagnation</td><td>[4]</td></tr> <tr><td></td><td>Low decrease (1 - 2 %)</td><td>[5]</td></tr> <tr><td></td><td>High decrease (it is%)</td><td>[6]</td></tr> </table>		High growth (it is.....%)	[1]		Moderate growth (3 - 5 %)	[2]		Low growth (1 - 2%)	[3]		Stagnation	[4]		Low decrease (1 - 2 %)	[5]		High decrease (it is%)	[6]	<p>Variable description</p> <p>Question posed directly until 10/2013. Afterwards, since 10/2014, generated from the answer to 2.45) gdpfpct</p>		
	High growth (it is.....%)	[1]																			
	Moderate growth (3 - 5 %)	[2]																			
	Low growth (1 - 2%)	[3]																			
	Stagnation	[4]																			
	Low decrease (1 - 2 %)	[5]																			
	High decrease (it is%)	[6]																			
<p>from 10/2002 to 2016</p> <p>Expected average annual growth of real Gross Domestic Product (GDP) over the next 3 to 5 years (own estimate)</p> <table border="1"> <tr><td></td><td>High growth (more than 5%)</td><td>[1]</td></tr> <tr><td></td><td>Moderate growth (2.5 to 5 %)</td><td>[2]</td></tr> <tr><td></td><td>Low growth (0.6 to 2.4%)</td><td>[3]</td></tr> <tr><td></td><td>Stagnation (-0.5 to +0.5%)</td><td>[4]</td></tr> <tr><td></td><td>Low decrease (-2.4 to -0.6%)</td><td>[5]</td></tr> <tr><td></td><td>High decrease (more than -2.5%)</td><td>[6]</td></tr> </table>		High growth (more than 5%)	[1]		Moderate growth (2.5 to 5 %)	[2]		Low growth (0.6 to 2.4%)	[3]		Stagnation (-0.5 to +0.5%)	[4]		Low decrease (-2.4 to -0.6%)	[5]		High decrease (more than -2.5%)	[6]			
	High growth (more than 5%)	[1]																			
	Moderate growth (2.5 to 5 %)	[2]																			
	Low growth (0.6 to 2.4%)	[3]																			
	Stagnation (-0.5 to +0.5%)	[4]																			
	Low decrease (-2.4 to -0.6%)	[5]																			
	High decrease (more than -2.5%)	[6]																			
<p>Time span of the variable</p> <table border="1"> <tr><td>1983</td><td>1984</td><td>1985</td><td>1986</td><td>1987</td><td>1988</td><td>1989</td><td>1990</td><td>1991</td><td>1992</td></tr> <tr><td></td><td></td><td></td><td></td><td></td><td></td><td></td><td></td><td></td><td></td></tr> </table>	1983	1984	1985	1986	1987	1988	1989	1990	1991	1992											
1983	1984	1985	1986	1987	1988	1989	1990	1991	1992												

1993	1994	1995	1996	1997	1998	1999	2000	2001	2002
2003	2004	2005	2006	2007	2008	2009	2010	2011	2012
2013	2014	2015	2016	2017	2018	2019	2020	2021	2022

Nr.	Name	Label	Survey period	Survey frequency
2.60)	gdpfct	expected growth rate of real GDP (%)	1983 from 1984 to 2016	Aug Oct

Wording of the question

Variable description																														
<p>from 08/1983 to 10/2001</p> <p>Expected average annual growth of real Gross Domestic Product (GDP) over the next 3 to 5 years (own estimate)</p> <table border="1"> <tr><td></td><td>High growth (it is....%)</td></tr> <tr><td></td><td>Moderate growth (3 - 5 %)</td></tr> <tr><td></td><td>Low growth (1 - 2%)</td></tr> <tr><td></td><td>Stagnation</td></tr> <tr><td></td><td>Low decrease (1 - 2 %)</td></tr> <tr><td></td><td>High decrease (it is%)</td></tr> </table> <p>from 10/2002 to 10/2013</p> <p>Expected average annual growth of real Gross Domestic Product (GDP) over the next 3 to 5 years (own estimate)</p> <table border="1"> <tr><td></td><td>High growth (more than 5%)</td><td>it is _____ %</td></tr> <tr><td></td><td>Moderate growth (2.5 to 5 %)</td><td></td></tr> <tr><td></td><td>Low growth (0.6 to 2.4%)</td><td></td></tr> <tr><td></td><td>Stagnation (-0.5 to +0.5%)</td><td></td></tr> <tr><td></td><td>Low decrease (-2.4 to -0.6%)</td><td></td></tr> <tr><td></td><td>High decrease (more than -2.5%)</td><td>it is _____ %</td></tr> </table> <p>from 10/2014 to 2016</p> <p>Expected average annual growth rate (year-on-year change) of real Gross Domestic Product (GDP) over the next 3 to 5 years (own estimate)</p> <p>will be _____ % (p.a.)</p>		High growth (it is....%)		Moderate growth (3 - 5 %)		Low growth (1 - 2%)		Stagnation		Low decrease (1 - 2 %)		High decrease (it is%)		High growth (more than 5%)	it is _____ %		Moderate growth (2.5 to 5 %)			Low growth (0.6 to 2.4%)			Stagnation (-0.5 to +0.5%)			Low decrease (-2.4 to -0.6%)			High decrease (more than -2.5%)	it is _____ %
	High growth (it is....%)																													
	Moderate growth (3 - 5 %)																													
	Low growth (1 - 2%)																													
	Stagnation																													
	Low decrease (1 - 2 %)																													
	High decrease (it is%)																													
	High growth (more than 5%)	it is _____ %																												
	Moderate growth (2.5 to 5 %)																													
	Low growth (0.6 to 2.4%)																													
	Stagnation (-0.5 to +0.5%)																													
	Low decrease (-2.4 to -0.6%)																													
	High decrease (more than -2.5%)	it is _____ %																												

Time span of the variable

1983	1984	1985	1986	1987	1988	1989	1990	1991	1992
1993	1994	1995	1996	1997	1998	1999	2000	2001	2002
2003	2004	2005	2006	2007	2008	2009	2010	2011	2012
2013	2014	2015	2016	2017	2018	2019	2020	2021	2022

Nr.	Name	Label	Survey period	Survey frequency
2.61)	gdpn_next	Growth of GDP (%) next year	1989	Jul

Wording of the question

Variable description

2.69) **infm** expected inflation medium term from 10/2014 to 01/2015

Wording of the question

<p>10/2014 & 01/2015</p> <p>Expected average rate of inflation over the next 3 to 5 years will be</p> <p>_____ % (p.a.)</p>	Variable description																																								
<p>Time span of the variable</p> <table border="1"> <tr><td>1983</td><td>1984</td><td>1985</td><td>1986</td><td>1987</td><td>1988</td><td>1989</td><td>1990</td><td>1991</td><td>1992</td></tr> <tr><td>1993</td><td>1994</td><td>1995</td><td>1996</td><td>1997</td><td>1998</td><td>1999</td><td>2000</td><td>2001</td><td>2002</td></tr> <tr><td>2003</td><td>2004</td><td>2005</td><td>2006</td><td>2007</td><td>2008</td><td>2009</td><td>2010</td><td>2011</td><td>2012</td></tr> <tr><td>2013</td><td>2014</td><td>2015</td><td>2016</td><td>2017</td><td>2018</td><td>2019</td><td>2020</td><td>2021</td><td>2022</td></tr> </table>		1983	1984	1985	1986	1987	1988	1989	1990	1991	1992	1993	1994	1995	1996	1997	1998	1999	2000	2001	2002	2003	2004	2005	2006	2007	2008	2009	2010	2011	2012	2013	2014	2015	2016	2017	2018	2019	2020	2021	2022
1983	1984	1985	1986	1987	1988	1989	1990	1991	1992																																
1993	1994	1995	1996	1997	1998	1999	2000	2001	2002																																
2003	2004	2005	2006	2007	2008	2009	2010	2011	2012																																
2013	2014	2015	2016	2017	2018	2019	2020	2021	2022																																

2.70) **infm2** expected inflation medium term (in 5 years) from 04/2015 to present

Wording of the question

<p>since 04/2015</p> <p>The expected rate of inflation in 5 years (20ZZ)* will be</p> <p>_____ % (p.a.)</p>	Variable description																																								
<p>*20ZZ refers to the year 5 years later. E.g. if the question was posed in 2015, 20ZZ = 2020</p>																																									
<p>Time span of the variable</p> <table border="1"> <tr><td>1983</td><td>1984</td><td>1985</td><td>1986</td><td>1987</td><td>1988</td><td>1989</td><td>1990</td><td>1991</td><td>1992</td></tr> <tr><td>1993</td><td>1994</td><td>1995</td><td>1996</td><td>1997</td><td>1998</td><td>1999</td><td>2000</td><td>2001</td><td>2002</td></tr> <tr><td>2003</td><td>2004</td><td>2005</td><td>2006</td><td>2007</td><td>2008</td><td>2009</td><td>2010</td><td>2011</td><td>2012</td></tr> <tr><td>2013</td><td>2014</td><td>2015</td><td>2016</td><td>2017</td><td>2018</td><td>2019</td><td>2020</td><td>2021</td><td>2022</td></tr> </table>		1983	1984	1985	1986	1987	1988	1989	1990	1991	1992	1993	1994	1995	1996	1997	1998	1999	2000	2001	2002	2003	2004	2005	2006	2007	2008	2009	2010	2011	2012	2013	2014	2015	2016	2017	2018	2019	2020	2021	2022
1983	1984	1985	1986	1987	1988	1989	1990	1991	1992																																
1993	1994	1995	1996	1997	1998	1999	2000	2001	2002																																
2003	2004	2005	2006	2007	2008	2009	2010	2011	2012																																
2013	2014	2015	2016	2017	2018	2019	2020	2021	2022																																

3. Special questions

Nr.	Name	Label	Survey period	Survey frequency
-----	------	-------	---------------	------------------

3.1) **rq_1** default treatment question 1 since 2013 irregularly

Wording of the question

<p>since 04/2013</p> <p>In a case of default (or debt restructuring) of a member country of the European monetary union, do you expect the following public creditors to get preferred treatment (i.e. have senior status), each compared to private sector creditors?</p> <table border="1" style="margin-left: auto; margin-right: auto;"> <tr> <td style="padding: 5px;">International Monetary Fund, IMF</td> <td style="padding: 5px;">yes [1]</td> <td style="padding: 5px;">no [2]</td> </tr> </table>	International Monetary Fund, IMF	yes [1]	no [2]	Variable description
International Monetary Fund, IMF	yes [1]	no [2]		

Time span of the variable									
1983	1984	1985	1986	1987	1988	1989	1990	1991	1992
1993	1994	1995	1996	1997	1998	1999	2000	2001	2002
2003	2004	2005	2006	2007	2008	2009	2010	2011	2012
2013	2014	2015	2016	2017	2018	2019	2020	2021	2022

Nr.	Name	Label	Survey period	Survey frequency
3.2)	rq_2	default treatment question 2	since 2013	irregularly

Wording of the question

Variable description					
<p>since 04/2013</p> <p>In a case of default (or debt restructuring) of a member country of the European monetary union, do you expect the following public creditors to get preferred treatment (i.e. have senior status), each compared to private sector creditors?</p> <table border="1" style="margin-left: auto; margin-right: auto;"> <tr> <td rowspan="2">Permanent rescue facility, ESM</td> <td>yes</td> <td>no</td> </tr> <tr> <td>[1]</td> <td>[2]</td> </tr> </table>	Permanent rescue facility, ESM	yes	no	[1]	[2]
Permanent rescue facility, ESM		yes	no		
	[1]	[2]			

Time span of the variable

1983	1984	1985	1986	1987	1988	1989	1990	1991	1992
1993	1994	1995	1996	1997	1998	1999	2000	2001	2002
2003	2004	2005	2006	2007	2008	2009	2010	2011	2012
2013	2014	2015	2016	2017	2018	2019	2020	2021	2022

Nr.	Name	Label	Survey period	Survey frequency
3.3)	rq_3	default treatment question 3	since 2013	irregularly

Wording of the question

Variable description					
<p>since 04/2013</p> <p>In a case of default (or debt restructuring) of a member country of the European monetary union, do you expect the following public creditors to get preferred treatment (i.e. have senior status), each compared to private sector creditors?</p> <table border="1" style="margin-left: auto; margin-right: auto;"> <tr> <td rowspan="2">Temporary rescue facility, EFSF</td> <td>yes</td> <td>no</td> </tr> <tr> <td>[1]</td> <td>[2]</td> </tr> </table>	Temporary rescue facility, EFSF	yes	no	[1]	[2]
Temporary rescue facility, EFSF		yes	no		
	[1]	[2]			

Time span of the variable

1983	1984	1985	1986	1987	1988	1989	1990	1991	1992
1993	1994	1995	1996	1997	1998	1999	2000	2001	2002

2003	2004	2005	2006	2007	2008	2009	2010	2011	2012
2013	2014	2015	2016	2017	2018	2019	2020	2021	2022

Nr.	Name	Label	Survey period	Survey frequency
-----	------	-------	---------------	------------------

3.4)	rq_4	default treatment question 4	since 2013	irregularly
------	------	------------------------------	------------	-------------

Wording of the question

<p>since 04/2013</p> <p>In a case of default (or debt restructuring) of a member country of the European monetary union, do you expect the following public creditors to get preferred treatment (i.e. have senior status), each compared to private sector creditors?</p> <table border="1"> <tr> <td>European Union (EFSM and bilateral)</td> <td>yes [1]</td> <td>no [2]</td> </tr> </table>	European Union (EFSM and bilateral)	yes [1]	no [2]	Variable description
European Union (EFSM and bilateral)	yes [1]	no [2]		

Time span of the variable

1983	1984	1985	1986	1987	1988	1989	1990	1991	1992
1993	1994	1995	1996	1997	1998	1999	2000	2001	2002
2003	2004	2005	2006	2007	2008	2009	2010	2011	2012
2013	2014	2015	2016	2017	2018	2019	2020	2021	2022

Nr.	Name	Label	Survey period	Survey frequency
-----	------	-------	---------------	------------------

3.5)	rq_5	default treatment question 5	since 2013	irregularly
------	------	------------------------------	------------	-------------

Wording of the question

<p>since 04/2013</p> <p>In a case of default (or debt restructuring) of a member country of the European monetary union, do you expect the following public creditors to get preferred treatment (i.e. have senior status), each compared to private sector creditors?</p> <table border="1"> <tr> <td>European System of Central Banks (incl. ECB)</td> <td>yes [1]</td> <td>no [2]</td> </tr> <tr> <td>A) Collateralized Refinancing Operations</td> <td></td> <td></td> </tr> </table>	European System of Central Banks (incl. ECB)	yes [1]	no [2]	A) Collateralized Refinancing Operations			Variable description
European System of Central Banks (incl. ECB)	yes [1]	no [2]					
A) Collateralized Refinancing Operations							

Time span of the variable

1983	1984	1985	1986	1987	1988	1989	1990	1991	1992
1993	1994	1995	1996	1997	1998	1999	2000	2001	2002
2003	2004	2005	2006	2007	2008	2009	2010	2011	2012
2013	2014	2015	2016	2017	2018	2019	2020	2021	2022

Nr.	Name	Label	Survey period	Survey frequency
3.6)	rq_6	default treatment question 6	since 2013	irregularly

Wording of the question

<p>since 04/2013</p> <p>In a case of default (or debt restructuring) of a member country of the European monetary union, do you expect the following public creditors to get preferred treatment (i.e. have senior status), each compared to private sector creditors?</p> <table border="1" style="margin-left: auto; margin-right: auto;"> <tr> <td style="padding: 5px;">European System of Central Banks (incl. ECB)</td> <td style="padding: 5px;">yes [1]</td> <td style="padding: 5px;">no [2]</td> </tr> <tr> <td style="padding: 5px;">B) Target2 claims</td> <td></td> <td></td> </tr> </table>	European System of Central Banks (incl. ECB)	yes [1]	no [2]	B) Target2 claims			Variable description
European System of Central Banks (incl. ECB)	yes [1]	no [2]					
B) Target2 claims							

Time span of the variable

1983	1984	1985	1986	1987	1988	1989	1990	1991	1992
1993	1994	1995	1996	1997	1998	1999	2000	2001	2002
2003	2004	2005	2006	2007	2008	2009	2010	2011	2012
2013	2014	2015	2016	2017	2018	2019	2020	2021	2022

Nr.	Name	Label	Survey period	Survey frequency
3.7)	rq_7	default treatment question 7	since 2013	irregularly

Wording of the question

<p>since 04/2013</p> <p>In a case of default (or debt restructuring) of a member country of the European monetary union, do you expect the following public creditors to get preferred treatment (i.e. have senior status), each compared to private sector creditors?</p> <table border="1" style="margin-left: auto; margin-right: auto;"> <tr> <td style="padding: 5px;">European System of Central Banks (incl. ECB)</td> <td style="padding: 5px;">yes [1]</td> <td style="padding: 5px;">no [2]</td> </tr> <tr> <td style="padding: 5px;">C) Old bond purchase program, SMP</td> <td></td> <td></td> </tr> </table>	European System of Central Banks (incl. ECB)	yes [1]	no [2]	C) Old bond purchase program, SMP			Variable description
European System of Central Banks (incl. ECB)	yes [1]	no [2]					
C) Old bond purchase program, SMP							

Time span of the variable

1983	1984	1985	1986	1987	1988	1989	1990	1991	1992
1993	1994	1995	1996	1997	1998	1999	2000	2001	2002
2003	2004	2005	2006	2007	2008	2009	2010	2011	2012
2013	2014	2015	2016	2017	2018	2019	2020	2021	2022

Nr.	Name	Label	Survey period	Survey frequency
3.8)	rq_8	default treatment question 8	since 2013	irregularly

Wording of the question

	Variable description
--	----------------------

since 04/2013

In a case of default (or debt restructuring) of a member country of the European monetary union, do you expect the following public creditors to get **preferred treatment** (i.e. have senior status), **each compared to private sector creditors**?

European System of Central Banks (incl. ECB) D) New bond purchase program I, OMT	yes	no
	[1]	[2]

Time span of the variable

1983	1984	1985	1986	1987	1988	1989	1990	1991	1992
1993	1994	1995	1996	1997	1998	1999	2000	2001	2002
2003	2004	2005	2006	2007	2008	2009	2010	2011	2012
2013	2014	2015	2016	2017	2018	2019	2020	2021	2022

Nr.	Name	Label	Survey period	Survey frequency
3.9)	rq_9	default treatment question 9	since 2015	irregularly

Wording of the question

<p>since 07/2015</p> <p>In a case of default (or debt restructuring) of a member country of the European monetary union, do you expect the following public creditors to get preferred treatment (i.e. have senior status), each compared to private sector creditors?</p> <table border="1"> <tr> <td rowspan="2">European System of Central Banks (incl. ECB) E) New bond purchase program II, QE</td> <td>yes</td> <td>no</td> </tr> <tr> <td>[1]</td> <td>[2]</td> </tr> </table>	European System of Central Banks (incl. ECB) E) New bond purchase program II, QE	yes	no	[1]	[2]	Variable description
European System of Central Banks (incl. ECB) E) New bond purchase program II, QE		yes	no			
	[1]	[2]				

Time span of the variable

1983	1984	1985	1986	1987	1988	1989	1990	1991	1992
1993	1994	1995	1996	1997	1998	1999	2000	2001	2002
2003	2004	2005	2006	2007	2008	2009	2010	2011	2012
2013	2014	2015	2016	2017	2018	2019	2020	2021	2022

Nr.	Name	Label	Survey period	Survey frequency
3.10)	sq_198503_1	gdp growth 10 years	1985	Mar

Wording of the question

<p>03/1985</p> <p>Compared to the last 10 years, average growth (real GDP) during the coming 10 years is likely to be</p> <table border="1"> <tr> <td>higher</td> <td>about the same</td> <td>lower</td> </tr> <tr> <td>[1]</td> <td>[2]</td> <td>[3]</td> </tr> </table>	higher	about the same	lower	[1]	[2]	[3]	Variable description
higher	about the same	lower					
[1]	[2]	[3]					

Time span of the variable									
1983	1984	1985	1986	1987	1988	1989	1990	1991	1992
1993	1994	1995	1996	1997	1998	1999	2000	2001	2002
2003	2004	2005	2006	2007	2008	2009	2010	2011	2012
2013	2014	2015	2016	2017	2018	2019	2020	2021	2022

Nr.	Name	Label	Survey period	Survey frequency
3.11)	sq_198503_2	gdp growth 10 years influence: public capital expenditures	1985	Mar

Wording of the question

03/1985	Variable description														
<p>Compared to the last 10 years, average growth (real GDP) during the coming 10 years is likely to be</p> <p>[...]</p> <p>This development could be influenced to a higher/lower/same degree than in the past by the following factors</p> <table border="1" style="margin-left: auto; margin-right: auto;"> <tr> <td rowspan="3" style="text-align: center; vertical-align: middle;">public capital expenditures</td> <th colspan="3">degree of expected influence</th> </tr> <tr> <td style="text-align: center;">higher</td> <td style="text-align: center;">lower</td> <td style="text-align: center;">same</td> </tr> <tr> <td style="text-align: center;">[1]</td> <td style="text-align: center;">[2]</td> <td style="text-align: center;">[3]</td> </tr> <tr> <td></td> <td></td> <td></td> <td></td> </tr> </table>	public capital expenditures	degree of expected influence			higher	lower	same	[1]	[2]	[3]					
public capital expenditures		degree of expected influence													
		higher	lower	same											
	[1]	[2]	[3]												

Time span of the variable

1983	1984	1985	1986	1987	1988	1989	1990	1991	1992
1993	1994	1995	1996	1997	1998	1999	2000	2001	2002
2003	2004	2005	2006	2007	2008	2009	2010	2011	2012
2013	2014	2015	2016	2017	2018	2019	2020	2021	2022

Nr.	Name	Label	Survey period	Survey frequency
3.12)	sq_198503_3	gdp growth 10 years influence: private capital expenditures	1985	Mar

Wording of the question

03/1985	Variable description														
<p>Compared to the last 10 years, average growth (real GDP) during the coming 10 years is likely to be</p> <p>[...]</p> <p>This development could be influenced to a higher/lower/same degree than in the past by the following factors</p> <table border="1" style="margin-left: auto; margin-right: auto;"> <tr> <td rowspan="3" style="text-align: center; vertical-align: middle;">private capital expenditures</td> <th colspan="3">degree of expected influence</th> </tr> <tr> <td style="text-align: center;">higher</td> <td style="text-align: center;">lower</td> <td style="text-align: center;">same</td> </tr> <tr> <td style="text-align: center;">[1]</td> <td style="text-align: center;">[2]</td> <td style="text-align: center;">[3]</td> </tr> <tr> <td></td> <td></td> <td></td> <td></td> </tr> </table>	private capital expenditures	degree of expected influence			higher	lower	same	[1]	[2]	[3]					
private capital expenditures		degree of expected influence													
		higher	lower	same											
	[1]	[2]	[3]												

Time span of the variable

1983	1984	1985	1986	1987	1988	1989	1990	1991	1992
1993	1994	1995	1996	1997	1998	1999	2000	2001	2002
2003	2004	2005	2006	2007	2008	2009	2010	2011	2012
2013	2014	2015	2016	2017	2018	2019	2020	2021	2022

Nr.	Name	Label	Survey period	Survey frequency
-----	------	-------	---------------	------------------

3.13)	sq_198503_4	gdp growth 10 years influence: private consumption	1985	Mar
-------	-------------	--	------	-----

Wording of the question

03/1985	Variable description														
<p>Compared to the last 10 years, average growth (real GDP) during the coming 10 years is likely to be</p> <p>[...]</p> <p>This development could be influenced to a higher/lower/same degree than in the past by the following factors</p> <table border="1"> <tr> <td rowspan="3">private consumption</td> <th colspan="3">degree of expected influence</th> </tr> <tr> <td>higher</td> <td>lower</td> <td>same</td> </tr> <tr> <td>[1]</td> <td>[2]</td> <td>[3]</td> </tr> <tr> <td></td> <td></td> <td></td> <td></td> </tr> </table>	private consumption	degree of expected influence			higher	lower	same	[1]	[2]	[3]					
private consumption		degree of expected influence													
		higher	lower	same											
	[1]	[2]	[3]												

Time span of the variable

1983	1984	1985	1986	1987	1988	1989	1990	1991	1992
1993	1994	1995	1996	1997	1998	1999	2000	2001	2002
2003	2004	2005	2006	2007	2008	2009	2010	2011	2012
2013	2014	2015	2016	2017	2018	2019	2020	2021	2022

Nr.	Name	Label	Survey period	Survey frequency
-----	------	-------	---------------	------------------

3.14)	sq_198503_5	gdp growth 10 years influence: exports	1985	Mar
-------	-------------	--	------	-----

Wording of the question

03/1985	Variable description														
<p>Compared to the last 10 years, average growth (real GDP) during the coming 10 years is likely to be</p> <p>[...]</p> <p>This development could be influenced to a higher/lower/same degree than in the past by the following factors</p> <table border="1"> <tr> <td rowspan="3">exports</td> <th colspan="3">degree of expected influence</th> </tr> <tr> <td>higher</td> <td>lower</td> <td>same</td> </tr> <tr> <td>[1]</td> <td>[2]</td> <td>[3]</td> </tr> <tr> <td></td> <td></td> <td></td> <td></td> </tr> </table>	exports	degree of expected influence			higher	lower	same	[1]	[2]	[3]					
exports		degree of expected influence													
		higher	lower	same											
	[1]	[2]	[3]												

Time span of the variable

1983	1984	1985	1986	1987	1988	1989	1990	1991	1992
------	------	------	------	------	------	------	------	------	------

1993	1994	1995	1996	1997	1998	1999	2000	2001	2002
2003	2004	2005	2006	2007	2008	2009	2010	2011	2012
2013	2014	2015	2016	2017	2018	2019	2020	2021	2022

Nr.	Name	Label	Survey period	Survey frequency
-----	------	-------	---------------	------------------

3.15)	sq_198503_6	gdp growth 10 years influence: supply of skilled labour	1985	Mar
-------	-------------	---	------	-----

Wording of the question

<p>03/1985</p> <p>Compared to the last 10 years, average growth (real GDP) during the coming 10 years is likely to be</p> <p>[...]</p> <p>This development could be influenced to a higher/lower/same degree than in the past by the following factors</p> <table border="1" style="margin-left: auto; margin-right: auto;"> <tr> <td rowspan="3" style="text-align: center; vertical-align: middle;">supply of skilled labour</td> <th colspan="3">degree of expected influence</th> </tr> <tr> <td style="text-align: center;">higher</td> <td style="text-align: center;">lower</td> <td style="text-align: center;">same</td> </tr> <tr> <td style="text-align: center;">[1]</td> <td style="text-align: center;">[2]</td> <td style="text-align: center;">[3]</td> </tr> </table>	supply of skilled labour	degree of expected influence			higher	lower	same	[1]	[2]	[3]	Variable description
supply of skilled labour		degree of expected influence									
		higher	lower	same							
	[1]	[2]	[3]								

Time span of the variable

1983	1984	1985	1986	1987	1988	1989	1990	1991	1992
1993	1994	1995	1996	1997	1998	1999	2000	2001	2002
2003	2004	2005	2006	2007	2008	2009	2010	2011	2012
2013	2014	2015	2016	2017	2018	2019	2020	2021	2022

Nr.	Name	Label	Survey period	Survey frequency
-----	------	-------	---------------	------------------

3.16)	sq_198503_7	gdp growth 10 years influence: costs of production	1985	Mar
-------	-------------	--	------	-----

Wording of the question

<p>03/1985</p> <p>Compared to the last 10 years, average growth (real GDP) during the coming 10 years is likely to be</p> <p>[...]</p> <p>This development could be influenced to a higher/lower/same degree than in the past by the following factors</p> <table border="1" style="margin-left: auto; margin-right: auto;"> <tr> <td rowspan="3" style="text-align: center; vertical-align: middle;">costs of production</td> <th colspan="3">degree of expected influence</th> </tr> <tr> <td style="text-align: center;">higher</td> <td style="text-align: center;">lower</td> <td style="text-align: center;">same</td> </tr> <tr> <td style="text-align: center;">[1]</td> <td style="text-align: center;">[2]</td> <td style="text-align: center;">[3]</td> </tr> </table>	costs of production	degree of expected influence			higher	lower	same	[1]	[2]	[3]	Variable description
costs of production		degree of expected influence									
		higher	lower	same							
	[1]	[2]	[3]								

Time span of the variable

1983	1984	1985	1986	1987	1988	1989	1990	1991	1992
1993	1994	1995	1996	1997	1998	1999	2000	2001	2002

2003	2004	2005	2006	2007	2008	2009	2010	2011	2012
2013	2014	2015	2016	2017	2018	2019	2020	2021	2022

Nr.	Name	Label	Survey period	Survey frequency
-----	------	-------	---------------	------------------

3.17)	sq_198503_8	gdp growth 10 years influence: technical progress	1985	Mar
-------	-------------	---	------	-----

Wording of the question

<p>03/1985</p> <p>Compared to the last 10 years, average growth (real GDP) during the coming 10 years is likely to be</p> <p>[...]</p> <p>This development could be influenced to a higher/lower/same degree than in the past by the following factors</p> <table border="1" style="margin-left: auto; margin-right: auto;"> <tr> <td rowspan="3" style="text-align: center; vertical-align: middle;">technical progress</td> <th colspan="3">degree of expected influence</th> </tr> <tr> <td style="text-align: center;">higher</td> <td style="text-align: center;">lower</td> <td style="text-align: center;">same</td> </tr> <tr> <td style="text-align: center;">[1]</td> <td style="text-align: center;">[2]</td> <td style="text-align: center;">[3]</td> </tr> </table>	technical progress	degree of expected influence			higher	lower	same	[1]	[2]	[3]	Variable description
technical progress		degree of expected influence									
		higher	lower	same							
	[1]	[2]	[3]								

Time span of the variable

1983	1984	1985	1986	1987	1988	1989	1990	1991	1992
1993	1994	1995	1996	1997	1998	1999	2000	2001	2002
2003	2004	2005	2006	2007	2008	2009	2010	2011	2012
2013	2014	2015	2016	2017	2018	2019	2020	2021	2022

Nr.	Name	Label	Survey period	Survey frequency
-----	------	-------	---------------	------------------

3.18)	sq_198503_9	gdp growth 10 years influence: natural resources	1985	Mar
-------	-------------	--	------	-----

Wording of the question

<p>03/1985</p> <p>Compared to the last 10 years, average growth (real GDP) during the coming 10 years is likely to be</p> <p>[...]</p> <p>This development could be influenced to a higher/lower/same degree than in the past by the following factors</p> <table border="1" style="margin-left: auto; margin-right: auto;"> <tr> <td rowspan="3" style="text-align: center; vertical-align: middle;">natural resources</td> <th colspan="3">degree of expected influence</th> </tr> <tr> <td style="text-align: center;">higher</td> <td style="text-align: center;">lower</td> <td style="text-align: center;">same</td> </tr> <tr> <td style="text-align: center;">[1]</td> <td style="text-align: center;">[2]</td> <td style="text-align: center;">[3]</td> </tr> </table>	natural resources	degree of expected influence			higher	lower	same	[1]	[2]	[3]	Variable description
natural resources		degree of expected influence									
		higher	lower	same							
	[1]	[2]	[3]								

Time span of the variable

1983	1984	1985	1986	1987	1988	1989	1990	1991	1992
1993	1994	1995	1996	1997	1998	1999	2000	2001	2002
2003	2004	2005	2006	2007	2008	2009	2010	2011	2012

2013	2014	2015	2016	2017	2018	2019	2020	2021	2022
------	------	------	------	------	------	------	------	------	------

Nr.	Name	Label	Survey period	Survey frequency
-----	------	-------	---------------	------------------

3.19)	sq_198503_10	gdp growth 10 years influence: environmental problems	1985	Mar
-------	--------------	---	------	-----

Wording of the question

<p>03/1985</p> <p>Compared to the last 10 years, average growth (real GDP) during the coming 10 years is likely to be</p> <p>[...]</p> <p>This development could be influenced to a higher/lower/same degree than in the past by the following factors</p> <table border="1" style="margin-left: auto; margin-right: auto;"> <tr> <td rowspan="3" style="padding: 10px;">environmental problems</td> <th colspan="3">degree of expected influence</th> </tr> <tr> <td>higher</td> <td>lower</td> <td>same</td> </tr> <tr> <td>[1]</td> <td>[2]</td> <td>[3]</td> </tr> <tr> <td> </td> <td> </td> <td> </td> <td> </td> </tr> </table>	environmental problems	degree of expected influence			higher	lower	same	[1]	[2]	[3]					Variable description
environmental problems		degree of expected influence													
		higher	lower	same											
	[1]	[2]	[3]												

Time span of the variable

1983	1984	1985	1986	1987	1988	1989	1990	1991	1992
1993	1994	1995	1996	1997	1998	1999	2000	2001	2002
2003	2004	2005	2006	2007	2008	2009	2010	2011	2012
2013	2014	2015	2016	2017	2018	2019	2020	2021	2022

Nr.	Name	Label	Survey period	Survey frequency
-----	------	-------	---------------	------------------

3.20)	sq_198503_11	gdp growth 10 years influence: political stability	1985	Mar
-------	--------------	--	------	-----

Wording of the question

<p>03/1985</p> <p>Compared to the last 10 years, average growth (real GDP) during the coming 10 years is likely to be</p> <p>[...]</p> <p>This development could be influenced to a higher/lower/same degree than in the past by the following factors</p> <table border="1" style="margin-left: auto; margin-right: auto;"> <tr> <td rowspan="3" style="padding: 10px;">political stability</td> <th colspan="3">degree of expected influence</th> </tr> <tr> <td>higher</td> <td>lower</td> <td>same</td> </tr> <tr> <td>[1]</td> <td>[2]</td> <td>[3]</td> </tr> <tr> <td> </td> <td> </td> <td> </td> <td> </td> </tr> </table>	political stability	degree of expected influence			higher	lower	same	[1]	[2]	[3]					Variable description
political stability		degree of expected influence													
		higher	lower	same											
	[1]	[2]	[3]												

Time span of the variable

1983	1984	1985	1986	1987	1988	1989	1990	1991	1992
1993	1994	1995	1996	1997	1998	1999	2000	2001	2002
2003	2004	2005	2006	2007	2008	2009	2010	2011	2012
2013	2014	2015	2016	2017	2018	2019	2020	2021	2022

--	--	--	--	--	--

Nr.	Name	Label	Survey period	Survey frequency
-----	------	-------	---------------	------------------

3.21)	sq_199004_1	competitiveness due to eastern liberalization	1990	Apr
-------	-------------	---	------	-----

Wording of the question

<p>04/1990</p> <p>Which impact of the economic liberalization of Eastern European countries do you expect for the economy of this country?</p> <p>The regional competitiveness of this country will on average</p> <p>increase [1] <input type="text"/> remain unchanged [2] <input type="text"/></p> <p>decrease [3] <input type="text"/> no answer possible [.] <input type="text"/></p>	Variable description
---	----------------------

Time span of the variable

1983	1984	1985	1986	1987	1988	1989	1990	1991	1992
1993	1994	1995	1996	1997	1998	1999	2000	2001	2002
2003	2004	2005	2006	2007	2008	2009	2010	2011	2012
2013	2014	2015	2016	2017	2018	2019	2020	2021	2022

Nr.	Name	Label	Survey period	Survey frequency
-----	------	-------	---------------	------------------

3.22)	sq_199004_2	increased competitiveness: foreign investments	1990	Apr
-------	-------------	--	------	-----

Wording of the question

<p>04/1990</p> <p>Which impact of the economic liberalization of Eastern European countries do you expect for the economy of this country?</p> <p>The regional competitiveness of this country will on average</p> <p>[...]</p> <p>if increase, due to</p> <p>more foreign investment [1] <input type="text"/></p>	Variable description
--	----------------------

Further Information:
 Actually respondents had four different options if they had chosen "increase" in the first place:
 + more foreign investment
 + more liberalization at home
 + growing foreign demand for this country's products
 + other factors
 However, the data only contains three different options, so it was assumed that only the first three alternative answers had been recorded, thus excluding the option "other factors"

Time span of the variable

1983	1984	1985	1986	1987	1988	1989	1990	1991	1992
1993	1994	1995	1996	1997	1998	1999	2000	2001	2002
2003	2004	2005	2006	2007	2008	2009	2010	2011	2012
2013	2014	2015	2016	2017	2018	2019	2020	2021	2022

Nr.	Name	Label	Survey period	Survey frequency
-----	------	-------	---------------	------------------

3.23)	sq_199004_3	increased competitiveness: liberalization at home	1990	Apr
-------	-------------	---	------	-----

Wording of the question

	Variable description
--	----------------------

04/1990

Which impact of the economic liberalization of Eastern European countries do you expect for the economy of this country?

The **regional competitiveness** of this country will on average

[...]

If **increase**, due to

more liberalizaiaon at home [1]

Further Information:
 Actually respondents had four different options if they had chosen "increase" in the first place:
 + more foreign investment
 + **more liberalizaiaon at home**
 + growing foreign demand for this country's products
 + other factors

However, the data only contains three different options, so it was assumed that only the first three alternative answers had been recorded, thus excluding the option "other factors"

Time span of the variable

1983	1984	1985	1986	1987	1988	1989	1990	1991	1992
1993	1994	1995	1996	1997	1998	1999	2000	2001	2002
2003	2004	2005	2006	2007	2008	2009	2010	2011	2012
2013	2014	2015	2016	2017	2018	2019	2020	2021	2022

Nr.	Name	Label	Survey period	Survey frequency
3.24)	sq_199004_4	increased competitiveness: foreign demand	1990	Apr

Wording of the question

04/1990

Which impact of the economic liberalization of Eastern European countries do you expect for the economy of this country?

The **regional competitiveness** of this country will on average

[...]

If **increase**, due to

growing foreign demand for this country's products [1]

Variable description

Further Information:
 Actually respondents had four different options if they had chosen "increase" in the first place:
 + more foreign investment
 + more liberalizaiaon at home
 + **growing foreign demand for this country's products**
 + other factors

However, the data only contains three different options, so it was assumed that only the first three alternative answers had been recorded, thus excluding the option "other factors"

Time span of the variable

1983	1984	1985	1986	1987	1988	1989	1990	1991	1992
1993	1994	1995	1996	1997	1998	1999	2000	2001	2002
2003	2004	2005	2006	2007	2008	2009	2010	2011	2012
2013	2014	2015	2016	2017	2018	2019	2020	2021	2022

Nr.	Name	Label	Survey period	Survey frequency
3.25)	sq_199004_5	decreased competitiveness, competition from: East Germany	1990	Apr

Wording of the question

04/1990

Which impact of the economic liberalization of Eastern European countries do you expect for the economy of this country?

The **regional competitiveness** of this country will on average

[...]

Variable description

If decrease, because of higher competition coming mainly from :
 East Germany [1]

Time span of the variable

1983	1984	1985	1986	1987	1988	1989	1990	1991	1992
1993	1994	1995	1996	1997	1998	1999	2000	2001	2002
2003	2004	2005	2006	2007	2008	2009	2010	2011	2012
2013	2014	2015	2016	2017	2018	2019	2020	2021	2022

Nr.	Name	Label	Survey period	Survey frequency
-----	------	-------	---------------	------------------

3.26)	sq_199004_6	decreased competitiveness, competition from: Hungary	1990	Apr
-------	-------------	--	------	-----

Wording of the question

04/1990
 Which impact of the economic liberalization of Eastern European countries do you expect for the economy of this country?
 The regional competitiveness of this country will on average
 [...]
 If decrease, because of higher competition coming mainly from :
 Hungary [1]

Variable description

Time span of the variable

1983	1984	1985	1986	1987	1988	1989	1990	1991	1992
1993	1994	1995	1996	1997	1998	1999	2000	2001	2002
2003	2004	2005	2006	2007	2008	2009	2010	2011	2012
2013	2014	2015	2016	2017	2018	2019	2020	2021	2022

Nr.	Name	Label	Survey period	Survey frequency
-----	------	-------	---------------	------------------

3.27)	sq_199004_7	decreased competitiveness, competition from: Poland	1990	Apr
-------	-------------	---	------	-----

Wording of the question

04/1990
 Which impact of the economic liberalization of Eastern European countries do you expect for the economy of this country?
 The regional competitiveness of this country will on average
 [...]
 If decrease, because of higher competition coming mainly from :
 Poland [1]

Variable description

Time span of the variable

1983	1984	1985	1986	1987	1988	1989	1990	1991	1992
1993	1994	1995	1996	1997	1998	1999	2000	2001	2002
2003	2004	2005	2006	2007	2008	2009	2010	2011	2012
2013	2014	2015	2016	2017	2018	2019	2020	2021	2022

Nr.	Name	Label	Survey period	Survey frequency
-----	------	-------	---------------	------------------

3.28)	sq_199004_8		1990	Apr
-------	-------------	--	------	-----

decreased competitiveness, competition from: Romania

Wording of the question

<p>04/1990</p> <p>Which impact of the economic liberalization of Eastern European countries do you expect for the economy of this country?</p> <p>The regional competitiveness of this country will on average</p> <p>[...]</p> <p>If decrease, because of higher competition coming mainly from :</p> <p>Romania [1] <input type="text"/></p>	Variable description
--	----------------------

Time span of the variable

1983	1984	1985	1986	1987	1988	1989	1990	1991	1992
1993	1994	1995	1996	1997	1998	1999	2000	2001	2002
2003	2004	2005	2006	2007	2008	2009	2010	2011	2012
2013	2014	2015	2016	2017	2018	2019	2020	2021	2022

Nr.	Name	Label	Survey period	Survey frequency
-----	------	-------	---------------	------------------

3.29)	sq_199004_9		1990	Apr
-------	-------------	--	------	-----

decreased competitiveness, competition from: Bulgaria

Wording of the question

<p>04/1990</p> <p>Which impact of the economic liberalization of Eastern European countries do you expect for the economy of this country?</p> <p>The regional competitiveness of this country will on average</p> <p>[...]</p> <p>If decrease, because of higher competition coming mainly from :</p> <p>Bulgaria [1] <input type="text"/></p>	Variable description
---	----------------------

Time span of the variable

1983	1984	1985	1986	1987	1988	1989	1990	1991	1992
1993	1994	1995	1996	1997	1998	1999	2000	2001	2002

2003	2004	2005	2006	2007	2008	2009	2010	2011	2012
2013	2014	2015	2016	2017	2018	2019	2020	2021	2022

Nr.	Name	Label	Survey period	Survey frequency
-----	------	-------	---------------	------------------

3.30)	sq_199004_10	decreased competitiveness, competition from: CSSR	1990	Apr
-------	--------------	---	------	-----

Wording of the question

<p>04/1990</p> <p>Which impact of the economic liberalization of Eastern European countries do you expect for the economy of this country?</p> <p>The regional competitiveness of this country will on average</p> <p>[...]</p> <p>If decrease, because of higher competition coming mainly from :</p> <p>CSSR [1] <input type="text"/></p>	Variable description
---	----------------------

Time span of the variable

1983	1984	1985	1986	1987	1988	1989	1990	1991	1992
1993	1994	1995	1996	1997	1998	1999	2000	2001	2002
2003	2004	2005	2006	2007	2008	2009	2010	2011	2012
2013	2014	2015	2016	2017	2018	2019	2020	2021	2022

Nr.	Name	Label	Survey period	Survey frequency
-----	------	-------	---------------	------------------

3.31)	sq_199004_11	decreased competitiveness, competition from: USSR	1990	Apr
-------	--------------	---	------	-----

Wording of the question

<p>04/1990</p> <p>Which impact of the economic liberalization of Eastern European countries do you expect for the economy of this country?</p> <p>The regional competitiveness of this country will on average</p> <p>[...]</p> <p>If decrease, because of higher competition coming mainly from :</p> <p>USSR [1] <input type="text"/></p>	Variable description
---	----------------------

Time span of the variable

1983	1984	1985	1986	1987	1988	1989	1990	1991	1992
1993	1994	1995	1996	1997	1998	1999	2000	2001	2002
2003	2004	2005	2006	2007	2008	2009	2010	2011	2012
2013	2014	2015	2016	2017	2018	2019	2020	2021	2022

--	--	--	--	--	--

Nr.	Name	Label	Survey period	Survey frequency
-----	------	-------	---------------	------------------

3.32)	sq_199004_12	capital inflow due to eastern liberalization	1990	Apr
-------	--------------	--	------	-----

Wording of the question

<p>04/1990</p> <p>Which impact of the economic liberalization of Eastern European countries do you expect for the economy of this country?</p> <p>The inflow of capital (credit supply, direct investments) into this country as a consequence of the economic liberalization in Eastern Europe will</p> <p>increase [1] <input type="text"/> remain unchanged [2] <input type="text"/></p> <p>decrease [3] <input type="text"/> not relevant [.] <input type="text"/></p>	Variable description
---	----------------------

Time span of the variable

1983	1984	1985	1986	1987	1988	1989	1990	1991	1992
1993	1994	1995	1996	1997	1998	1999	2000	2001	2002
2003	2004	2005	2006	2007	2008	2009	2010	2011	2012
2013	2014	2015	2016	2017	2018	2019	2020	2021	2022

Nr.	Name	Label	Survey period	Survey frequency
-----	------	-------	---------------	------------------

3.33)	sq_199004_13	economy due to eastern liberalization	1990	Apr
-------	--------------	---------------------------------------	------	-----

Wording of the question

<p>04/1990</p> <p>Which impact of the economic liberalization of Eastern European countries do you expect for the economy of this country?</p> <p>The impact of the economic liberalization of Eastern European countries (incl. USSR) on the economy of this country will on balance be</p> <p>positive [1] <input type="text"/> neutral/no impact [2] <input type="text"/></p> <p>negative [3] <input type="text"/> no answer possible [.] <input type="text"/></p>	Variable description
--	----------------------

Time span of the variable

1983	1984	1985	1986	1987	1988	1989	1990	1991	1992
1993	1994	1995	1996	1997	1998	1999	2000	2001	2002
2003	2004	2005	2006	2007	2008	2009	2010	2011	2012
2013	2014	2015	2016	2017	2018	2019	2020	2021	2022

Nr.	Name	Label	Survey period	Survey frequency
-----	------	-------	---------------	------------------

3.34)	sq_199004_14	foreign investment due to eastern liberalization: mainly Eastern Germany	1990	Apr
-------	--------------	--	------	-----

Wording of the question

<p>04/1990</p> <p>Which impact of the economic liberalization of Eastern European countries do you expect for the economy of this country?</p> <p>Foreign investment will be mainly attracted by</p> <p>Eastern Germany [1] <input type="text"/></p>	Variable description
---	----------------------

Time span of the variable

1983	1984	1985	1986	1987	1988	1989	1990	1991	1992
1993	1994	1995	1996	1997	1998	1999	2000	2001	2002
2003	2004	2005	2006	2007	2008	2009	2010	2011	2012
2013	2014	2015	2016	2017	2018	2019	2020	2021	2022

Nr.	Name	Label	Survey period	Survey frequency
3.35)	sq_199004_15	foreign investment due to eastern liberalization: mainly Hungary	1990	Apr

Wording of the question

<p>04/1990</p> <p>Which impact of the economic liberalization of Eastern European countries do you expect for the economy of this country?</p> <p>Foreign investment will be mainly attracted by</p> <p>Hungary [1] <input type="text"/></p>	Variable description
---	----------------------

Time span of the variable

1983	1984	1985	1986	1987	1988	1989	1990	1991	1992
1993	1994	1995	1996	1997	1998	1999	2000	2001	2002
2003	2004	2005	2006	2007	2008	2009	2010	2011	2012
2013	2014	2015	2016	2017	2018	2019	2020	2021	2022

Nr.	Name	Label	Survey period	Survey frequency
3.36)	sq_199004_16	foreign investment due to eastern liberalization: mainly Poland	1990	Apr

Wording of the question

<p>04/1990</p> <p>Which impact of the economic liberalization of Eastern European countries do you expect for the economy of this country?</p> <p>Foreign investment will be mainly attracted by</p> <p>Poland [1] <input type="text"/></p>	Variable description
--	----------------------

Time span of the variable

1983	1984	1985	1986	1987	1988	1989	1990	1991	1992
1993	1994	1995	1996	1997	1998	1999	2000	2001	2002
2003	2004	2005	2006	2007	2008	2009	2010	2011	2012
2013	2014	2015	2016	2017	2018	2019	2020	2021	2022

Nr.	Name	Label	Survey period	Survey frequency
-----	------	-------	---------------	------------------

3.37)	sq_199004_17	foreign investment due to eastern liberalization: mainly Romania	1990	Apr
-------	--------------	--	------	-----

Wording of the question

<p>04/1990</p> <p>Which impact of the economic liberalization of Eastern European countries do you expect for the economy of this country?</p> <p>Foreign investment will be mainly attracted by</p> <p>Romania [1] <input type="text"/></p>	<p>Variable description</p>
---	-----------------------------

Time span of the variable

1983	1984	1985	1986	1987	1988	1989	1990	1991	1992
1993	1994	1995	1996	1997	1998	1999	2000	2001	2002
2003	2004	2005	2006	2007	2008	2009	2010	2011	2012
2013	2014	2015	2016	2017	2018	2019	2020	2021	2022

Nr.	Name	Label	Survey period	Survey frequency
-----	------	-------	---------------	------------------

3.38)	sq_199004_18	foreign investment due to eastern liberalization: mainly Bulgaria	1990	Apr
-------	--------------	---	------	-----

Wording of the question

<p>04/1990</p> <p>Which impact of the economic liberalization of Eastern European countries do you expect for the economy of this country?</p> <p>Foreign investment will be mainly attracted by</p> <p>Bulgaria [1] <input type="text"/></p>	<p>Variable description</p>
--	-----------------------------

Time span of the variable

1983	1984	1985	1986	1987	1988	1989	1990	1991	1992
1993	1994	1995	1996	1997	1998	1999	2000	2001	2002
2003	2004	2005	2006	2007	2008	2009	2010	2011	2012
2013	2014	2015	2016	2017	2018	2019	2020	2021	2022

--	--	--	--	--	--

Nr.	Name	Label	Survey period	Survey frequency
-----	------	-------	---------------	------------------

3.39)	sq_199004_19	foreign investment due to eastern liberalization: mainly CSSR	1990	Apr
-------	--------------	---	------	-----

Wording of the question

04/1990	Variable description
<p>Which impact of the economic liberalization of Eastern European countries do you expect for the economy of this country?</p> <p>Foreign investment will be mainly attracted by</p> <p>CSSR [1] <input type="text"/></p>	

Time span of the variable

1983	1984	1985	1986	1987	1988	1989	1990	1991	1992
1993	1994	1995	1996	1997	1998	1999	2000	2001	2002
2003	2004	2005	2006	2007	2008	2009	2010	2011	2012
2013	2014	2015	2016	2017	2018	2019	2020	2021	2022

Nr.	Name	Label	Survey period	Survey frequency
-----	------	-------	---------------	------------------

3.40)	sq_199004_20	foreign investment due to eastern liberalization: mainly USSR	1990	Apr
-------	--------------	---	------	-----

Wording of the question

04/1990	Variable description
<p>Which impact of the economic liberalization of Eastern European countries do you expect for the economy of this country?</p> <p>Foreign investment will be mainly attracted by</p> <p>USSR [1] <input type="text"/></p>	

Time span of the variable

1983	1984	1985	1986	1987	1988	1989	1990	1991	1992
1993	1994	1995	1996	1997	1998	1999	2000	2001	2002
2003	2004	2005	2006	2007	2008	2009	2010	2011	2012
2013	2014	2015	2016	2017	2018	2019	2020	2021	2022

Nr.	Name	Label	Survey period	Survey frequency
-----	------	-------	---------------	------------------

3.41)	sq_199004_21	foreign investment due to eastern liberalization: no answer possible	1990	Apr
-------	--------------	--	------	-----

Wording of the question

04/1990	Variable description
<p>Which impact of the economic liberalization of Eastern European countries do you expect for the economy of this country?</p>	

Foreign investment will be mainly attracted by

no answer possible [1]

Time span of the variable

1983	1984	1985	1986	1987	1988	1989	1990	1991	1992
1993	1994	1995	1996	1997	1998	1999	2000	2001	2002
2003	2004	2005	2006	2007	2008	2009	2010	2011	2012
2013	2014	2015	2016	2017	2018	2019	2020	2021	2022

Nr.	Name	Label	Survey period	Survey frequency
3.42)	sq_199010_1	oil price below 20 US\$	1990	Oct

Wording of the question

10/1990

For the next 12 months we expect an average oil price (per barrel) of

below 20 US \$ [1]

Variable description

Time span of the variable

1983	1984	1985	1986	1987	1988	1989	1990	1991	1992
1993	1994	1995	1996	1997	1998	1999	2000	2001	2002
2003	2004	2005	2006	2007	2008	2009	2010	2011	2012
2013	2014	2015	2016	2017	2018	2019	2020	2021	2022

Nr.	Name	Label	Survey period	Survey frequency
3.43)	sq_199010_2	oil price between 20 and 25 US\$	1990	Oct

Wording of the question

10/1990

For the next 12 months we expect an average oil price (per barrel) of

between 20 and 25 US \$ [1]

Variable description

Time span of the variable

1983	1984	1985	1986	1987	1988	1989	1990	1991	1992
1993	1994	1995	1996	1997	1998	1999	2000	2001	2002
2003	2004	2005	2006	2007	2008	2009	2010	2011	2012

2013	2014	2015	2016	2017	2018	2019	2020	2021	2022
------	------	------	------	------	------	------	------	------	------

Nr.	Name	Label	Survey period	Survey frequency
-----	------	-------	---------------	------------------

3.44)	sq_199010_3	oil price between 26 and 30 US\$	1990	Oct
-------	-------------	----------------------------------	------	-----

Wording of the question

10/1990	Variable description
<p>For the next 12 months we expect an average oil price (per barrel) of</p> <p>between 26 and 30 US \$ [1] <input type="text"/></p>	

Time span of the variable

1983	1984	1985	1986	1987	1988	1989	1990	1991	1992
1993	1994	1995	1996	1997	1998	1999	2000	2001	2002
2003	2004	2005	2006	2007	2008	2009	2010	2011	2012
2013	2014	2015	2016	2017	2018	2019	2020	2021	2022

Nr.	Name	Label	Survey period	Survey frequency
-----	------	-------	---------------	------------------

3.45)	sq_199010_4	oil price above 30 US\$	1990	Oct
-------	-------------	-------------------------	------	-----

Wording of the question

10/1990	Variable description
<p>For the next 12 months we expect an average oil price (per barrel) of</p> <p>above 30 US \$ [1] <input type="text"/></p>	

Time span of the variable

1983	1984	1985	1986	1987	1988	1989	1990	1991	1992
1993	1994	1995	1996	1997	1998	1999	2000	2001	2002
2003	2004	2005	2006	2007	2008	2009	2010	2011	2012
2013	2014	2015	2016	2017	2018	2019	2020	2021	2022

Nr.	Name	Label	Survey period	Survey frequency
-----	------	-------	---------------	------------------

3.46)	sq_199010_5	impact of gulf crisis on economic growth	1990	Oct
-------	-------------	--	------	-----

Wording of the question

10/1990	Variable description
<p>What will be the additional -direct and indirect -impact of the gulf crisis on your forecasts for the economy of your country within the next 12 months ?</p> <p>a) Economic growth (real GNP) <input type="text"/> strong improvement [1]</p>	

	impact	[4]
	moderate deterioration	[4]
	strong deterioration	[5]

Time span of the variable

1983	1984	1985	1986	1987	1988	1989	1990	1991	1992
1993	1994	1995	1996	1997	1998	1999	2000	2001	2002
2003	2004	2005	2006	2007	2008	2009	2010	2011	2012
2013	2014	2015	2016	2017	2018	2019	2020	2021	2022

Nr.	Name	Label	Survey period	Survey frequency
3.49)	sq_199010_8	impact of gulf crisis on private sector profits	1990	Oct

Wording of the question

10/1990	Variable description															
<p>What will be the additional -direct and indirect -impact of the gulf crisis on your forecasts for the economy of your country within the next 12 months ?</p> <p>d) Profits on average of the private sector</p> <table border="1"> <tr> <td></td> <td>strong improvement</td> <td>[1]</td> </tr> <tr> <td></td> <td>moderate improvement</td> <td>[2]</td> </tr> <tr> <td></td> <td>neutral/ no impact</td> <td>[3]</td> </tr> <tr> <td></td> <td>moderate deterioration</td> <td>[4]</td> </tr> <tr> <td></td> <td>strong deterioration</td> <td>[5]</td> </tr> </table>		strong improvement	[1]		moderate improvement	[2]		neutral/ no impact	[3]		moderate deterioration	[4]		strong deterioration	[5]	
	strong improvement	[1]														
	moderate improvement	[2]														
	neutral/ no impact	[3]														
	moderate deterioration	[4]														
	strong deterioration	[5]														

Time span of the variable

1983	1984	1985	1986	1987	1988	1989	1990	1991	1992
1993	1994	1995	1996	1997	1998	1999	2000	2001	2002
2003	2004	2005	2006	2007	2008	2009	2010	2011	2012
2013	2014	2015	2016	2017	2018	2019	2020	2021	2022

Nr.	Name	Label	Survey period	Survey frequency
3.50)	sq_199010_9	impact of gulf crisis on inflation rate	1990	Oct

Wording of the question

10/1990	Variable description															
<p>What will be the additional -direct and indirect -impact of the gulf crisis on your forecasts for the economy of your country within the next 12 months ?</p> <p>e) inflation rate* (consumer prices)</p> <table border="1"> <tr> <td></td> <td>strong improvement</td> <td>[1]</td> </tr> <tr> <td></td> <td>moderate improvement</td> <td>[2]</td> </tr> <tr> <td></td> <td>neutral/ no impact</td> <td>[3]</td> </tr> <tr> <td></td> <td>moderate deterioration</td> <td>[4]</td> </tr> <tr> <td></td> <td>strong</td> <td>[5]</td> </tr> </table>		strong improvement	[1]		moderate improvement	[2]		neutral/ no impact	[3]		moderate deterioration	[4]		strong	[5]	<p>**Lowering of inflation rate resp. interest rates should be regarded as improvement!</p>
	strong improvement	[1]														
	moderate improvement	[2]														
	neutral/ no impact	[3]														
	moderate deterioration	[4]														
	strong	[5]														

										deterioration [1]
Time span of the variable										
1983	1984	1985	1986	1987	1988	1989	1990	1991	1992	
1993	1994	1995	1996	1997	1998	1999	2000	2001	2002	
2003	2004	2005	2006	2007	2008	2009	2010	2011	2012	
2013	2014	2015	2016	2017	2018	2019	2020	2021	2022	

Nr.	Name	Label	Survey period	Survey frequency
3.51)	sq_199010_10	impact of gulf crisis on interest rates	1990	Oct

Wording of the question

10/1990	<p>What will be the additional -direct and indirect -impact of the gulf crisis on your forecasts for the economy of your country within the next 12 months ?</p> <p>f) interest rates* (long term)</p> <table border="1"> <tr> <td></td> <td>strong improvement</td> <td>[1]</td> </tr> <tr> <td></td> <td>moderate improvement</td> <td>[2]</td> </tr> <tr> <td></td> <td>neutral/ no impact</td> <td>[3]</td> </tr> <tr> <td></td> <td>moderate deterioration</td> <td>[4]</td> </tr> <tr> <td></td> <td>strong deterioration</td> <td>[5]</td> </tr> </table>		strong improvement	[1]		moderate improvement	[2]		neutral/ no impact	[3]		moderate deterioration	[4]		strong deterioration	[5]	Variable description
	strong improvement	[1]															
	moderate improvement	[2]															
	neutral/ no impact	[3]															
	moderate deterioration	[4]															
	strong deterioration	[5]															
		**Lowering of inflation rate resp. interest rates should be regarded as improvement"															

Time span of the variable

1983	1984	1985	1986	1987	1988	1989	1990	1991	1992	
1993	1994	1995	1996	1997	1998	1999	2000	2001	2002	
2003	2004	2005	2006	2007	2008	2009	2010	2011	2012	
2013	2014	2015	2016	2017	2018	2019	2020	2021	2022	

Nr.	Name	Label	Survey period	Survey frequency
3.52)	sq_199010_11	impact of gulf crisis on public finance	1990	Oct

Wording of the question

10/1990	<p>What will be the additional -direct and indirect -impact of the gulf crisis on your forecasts for the economy of your country within the next 12 months ?</p> <p>g) public finance</p> <table border="1"> <tr> <td></td> <td>strong improvement</td> <td>[1]</td> </tr> <tr> <td></td> <td>moderate improvement</td> <td>[2]</td> </tr> <tr> <td></td> <td>neutral/ no impact</td> <td>[3]</td> </tr> <tr> <td></td> <td>moderate deterioration</td> <td>[4]</td> </tr> <tr> <td></td> <td>strong deterioration</td> <td>[5]</td> </tr> </table>		strong improvement	[1]		moderate improvement	[2]		neutral/ no impact	[3]		moderate deterioration	[4]		strong deterioration	[5]	Variable description
	strong improvement	[1]															
	moderate improvement	[2]															
	neutral/ no impact	[3]															
	moderate deterioration	[4]															
	strong deterioration	[5]															

Time span of the variable

1983	1984	1985	1986	1987	1988	1989	1990	1991	1992
1993	1994	1995	1996	1997	1998	1999	2000	2001	2002
2003	2004	2005	2006	2007	2008	2009	2010	2011	2012
2013	2014	2015	2016	2017	2018	2019	2020	2021	2022

Nr.	Name	Label	Survey period	Survey frequency
-----	------	-------	---------------	------------------

3.53)	sq_199010_12	impact of gulf crisis on trade balance	1990	Oct
-------	--------------	--	------	-----

Wording of the question

<p>10/1990</p> <p>What will be the additional -direct and indirect -impact of the gulf crisis on your forecasts for the economy of your country within the next 12 months ?</p> <p>h) Trade balance</p> <table border="1"> <tr><td></td><td>strong improvement</td><td>[1]</td></tr> <tr><td></td><td>moderate improvement</td><td>[2]</td></tr> <tr><td></td><td>neutral/ no impact</td><td>[3]</td></tr> <tr><td></td><td>moderate deterioration</td><td>[4]</td></tr> <tr><td></td><td>strong deterioration</td><td>[5]</td></tr> </table>		strong improvement	[1]		moderate improvement	[2]		neutral/ no impact	[3]		moderate deterioration	[4]		strong deterioration	[5]	<p>Variable description</p>
	strong improvement	[1]														
	moderate improvement	[2]														
	neutral/ no impact	[3]														
	moderate deterioration	[4]														
	strong deterioration	[5]														

Time span of the variable

1983	1984	1985	1986	1987	1988	1989	1990	1991	1992
1993	1994	1995	1996	1997	1998	1999	2000	2001	2002
2003	2004	2005	2006	2007	2008	2009	2010	2011	2012
2013	2014	2015	2016	2017	2018	2019	2020	2021	2022

Nr.	Name	Label	Survey period	Survey frequency
-----	------	-------	---------------	------------------

3.54)	sq_199101_1	5 year assessment: high growth of world trade by fairly open markets	1991	Jan
-------	-------------	--	------	-----

Wording of the question

<p>01/1991</p> <p>How do you assess the evolution of world trade and the trade position of your economy within the next 5 years?</p> <table border="1"> <tr> <td>High growth of world trade by open markets</td> <td>fairly</td> <td>agree fully [1]</td> <td>[2]</td> <td>neutral/ don't know [3]</td> <td>[4]</td> <td>disagree fully [5]</td> </tr> </table>	High growth of world trade by open markets	fairly	agree fully [1]	[2]	neutral/ don't know [3]	[4]	disagree fully [5]	<p>Variable description</p>
High growth of world trade by open markets	fairly	agree fully [1]	[2]	neutral/ don't know [3]	[4]	disagree fully [5]		

Time span of the variable

1983	1984	1985	1986	1987	1988	1989	1990	1991	1992
1993	1994	1995	1996	1997	1998	1999	2000	2001	2002

2003	2004	2005	2006	2007	2008	2009	2010	2011	2012
2013	2014	2015	2016	2017	2018	2019	2020	2021	2022

Nr.	Name	Label	Survey period	Survey frequency
-----	------	-------	---------------	------------------

3.55)	sq_199101_2	5 year assessment: increasing protectionism of USA	1991	Jan
-------	-------------	--	------	-----

Wording of the question

01/1991	Variable description						
<p>How do you assess the evolution of world trade and the trade position of your economy within the next 5 years?</p> <table border="1"> <tr> <td>Increasing protectionism of - the USA</td> <td>agree fully [1]</td> <td>[2]</td> <td>neutral/ don't know [3]</td> <td>[4]</td> <td>disagree fully [5]</td> </tr> </table>	Increasing protectionism of - the USA	agree fully [1]	[2]	neutral/ don't know [3]	[4]	disagree fully [5]	
Increasing protectionism of - the USA	agree fully [1]	[2]	neutral/ don't know [3]	[4]	disagree fully [5]		

Time span of the variable

1983	1984	1985	1986	1987	1988	1989	1990	1991	1992
1993	1994	1995	1996	1997	1998	1999	2000	2001	2002
2003	2004	2005	2006	2007	2008	2009	2010	2011	2012
2013	2014	2015	2016	2017	2018	2019	2020	2021	2022

Nr.	Name	Label	Survey period	Survey frequency
-----	------	-------	---------------	------------------

3.56)	sq_199101_3	5 year assessment: increasing protectionism of European community	1991	Jan
-------	-------------	---	------	-----

Wording of the question

01/1991	Variable description						
<p>How do you assess the evolution of world trade and the trade position of your economy within the next 5 years?</p> <table border="1"> <tr> <td>Increasing protectionism of - the European community</td> <td>agree fully [1]</td> <td>[2]</td> <td>neutral/ don't know [3]</td> <td>[4]</td> <td>disagree fully [5]</td> </tr> </table>	Increasing protectionism of - the European community	agree fully [1]	[2]	neutral/ don't know [3]	[4]	disagree fully [5]	
Increasing protectionism of - the European community	agree fully [1]	[2]	neutral/ don't know [3]	[4]	disagree fully [5]		

Time span of the variable

1983	1984	1985	1986	1987	1988	1989	1990	1991	1992
1993	1994	1995	1996	1997	1998	1999	2000	2001	2002
2003	2004	2005	2006	2007	2008	2009	2010	2011	2012
2013	2014	2015	2016	2017	2018	2019	2020	2021	2022

Nr.	Name	Label	Survey period	Survey frequency
-----	------	-------	---------------	------------------

3.57) sq_199101_4 5 year assessment: increasing protectionism of Japan 1991 Jan

Wording of the question

01/1991	Variable description					
<p>How do you assess the evolution of world trade and the trade position of your economy within the next 5 years?</p>						
<p>Increasing protectionism of - Japan</p>		<p>agree fully [1]</p>	<p>[2]</p>	<p>neutral/ don't know [3]</p>	<p>[4]</p>	<p>disagree fully [5]</p>

Time span of the variable

1983	1984	1985	1986	1987	1988	1989	1990	1991	1992
1993	1994	1995	1996	1997	1998	1999	2000	2001	2002
2003	2004	2005	2006	2007	2008	2009	2010	2011	2012
2013	2014	2015	2016	2017	2018	2019	2020	2021	2022

Nr.	Name	Label	Survey period	Survey frequency
-----	------	-------	---------------	------------------

3.58) sq_199101_5 5 year assessment: increasing protectionism of this region 1991 Jan

Wording of the question

01/1991	Variable description					
<p>How do you assess the evolution of world trade and the trade position of your economy within the next 5 years?</p>						
<p>Increasing protectionism of - this region</p>		<p>agree fully [1]</p>	<p>[2]</p>	<p>neutral/ don't know [3]</p>	<p>[4]</p>	<p>disagree fully [5]</p>

Time span of the variable

1983	1984	1985	1986	1987	1988	1989	1990	1991	1992
1993	1994	1995	1996	1997	1998	1999	2000	2001	2002
2003	2004	2005	2006	2007	2008	2009	2010	2011	2012
2013	2014	2015	2016	2017	2018	2019	2020	2021	2022

Nr.	Name	Label	Survey period	Survey frequency
-----	------	-------	---------------	------------------

3.59) sq_199101_6 5 year assessment: negative impact due to protectionism 1991 Jan

Wording of the question

01/1991	Variable description				
<p>How do you assess the evolution of world trade and the trade position of your economy within the next 5 years?</p>					

The trade performance of this economy will be negatively affected by protective measures of your trading partners like bilateral trade agreements, manage trade or reciprocity rules	agree fully [1]	[2]	neutral/ don't know [3]	[4]	disagree fully [5]

Time span of the variable

1983	1984	1985	1986	1987	1988	1989	1990	1991	1992
1993	1994	1995	1996	1997	1998	1999	2000	2001	2002
2003	2004	2005	2006	2007	2008	2009	2010	2011	2012
2013	2014	2015	2016	2017	2018	2019	2020	2021	2022

Nr.	Name	Label	Survey period	Survey frequency
-----	------	-------	---------------	------------------

3.60)	sq_199101_7	5 year assessment: more intensive integration of trade and investment	1991	Jan
-------	-------------	---	------	-----

Wording of the question

01/1991	Variable description											
<p>How do you assess the evolution of world trade and the trade position of your economy within the next 5 years?</p> <table border="1"> <tr> <td rowspan="2">More intensive integration of trade and investment within the region the economy belongs to (e.g. within the EC, The Asian Pacific region, North America, etc.)</td> <td>agree fully [1]</td> <td>[2]</td> <td>neutral/ don't know [3]</td> <td>[4]</td> <td>disagree fully [5]</td> </tr> <tr> <td></td> <td></td> <td></td> <td></td> <td></td> </tr> </table>	More intensive integration of trade and investment within the region the economy belongs to (e.g. within the EC, The Asian Pacific region, North America, etc.)	agree fully [1]	[2]	neutral/ don't know [3]	[4]	disagree fully [5]						
More intensive integration of trade and investment within the region the economy belongs to (e.g. within the EC, The Asian Pacific region, North America, etc.)		agree fully [1]	[2]	neutral/ don't know [3]	[4]	disagree fully [5]						

Time span of the variable

1983	1984	1985	1986	1987	1988	1989	1990	1991	1992
1993	1994	1995	1996	1997	1998	1999	2000	2001	2002
2003	2004	2005	2006	2007	2008	2009	2010	2011	2012
2013	2014	2015	2016	2017	2018	2019	2020	2021	2022

Nr.	Name	Label	Survey period	Survey frequency
-----	------	-------	---------------	------------------

3.61)	sq_199101_8	5 year assessment: better integration of this region into world trade	1991	Jan
-------	-------------	---	------	-----

Wording of the question

01/1991	Variable description											
<p>How do you assess the evolution of world trade and the trade position of your economy within the next 5 years?</p> <table border="1"> <tr> <td rowspan="2">Better integration of the region this economy belongs to into world trade</td> <td>agree fully [1]</td> <td>[2]</td> <td>neutral/ don't know [3]</td> <td>[4]</td> <td>disagree fully [5]</td> </tr> <tr> <td></td> <td></td> <td></td> <td></td> <td></td> </tr> </table>	Better integration of the region this economy belongs to into world trade	agree fully [1]	[2]	neutral/ don't know [3]	[4]	disagree fully [5]						
Better integration of the region this economy belongs to into world trade		agree fully [1]	[2]	neutral/ don't know [3]	[4]	disagree fully [5]						

Time span of the variable

1983	1984	1985	1986	1987	1988	1989	1990	1991	1992
1993	1994	1995	1996	1997	1998	1999	2000	2001	2002
2003	2004	2005	2006	2007	2008	2009	2010	2011	2012
2013	2014	2015	2016	2017	2018	2019	2020	2021	2022

Nr.	Name	Label	Survey period	Survey frequency
-----	------	-------	---------------	------------------

3.62)	sq_199101_9	5 year assessment: emergence of tri-polar world	1991	Jan
-------	-------------	---	------	-----

Wording of the question

01/1991	Variable description						
<p>How do you assess the evolution of world trade and the trade position of your economy within the next 5 years?</p> <table border="1"> <tr> <td>An emergence of a tri-polar world with Europe, North America and Asia/Japan characterized by increasing trade within each bloc but growing protectionism between the blocs.</td> <td>agree fully [1]</td> <td>[2]</td> <td>neutral/ don't know [3]</td> <td>[4]</td> <td>disagree fully [5]</td> </tr> </table>	An emergence of a tri-polar world with Europe, North America and Asia/Japan characterized by increasing trade within each bloc but growing protectionism between the blocs.	agree fully [1]	[2]	neutral/ don't know [3]	[4]	disagree fully [5]	
An emergence of a tri-polar world with Europe, North America and Asia/Japan characterized by increasing trade within each bloc but growing protectionism between the blocs.	agree fully [1]	[2]	neutral/ don't know [3]	[4]	disagree fully [5]		

Time span of the variable

1983	1984	1985	1986	1987	1988	1989	1990	1991	1992
1993	1994	1995	1996	1997	1998	1999	2000	2001	2002
2003	2004	2005	2006	2007	2008	2009	2010	2011	2012
2013	2014	2015	2016	2017	2018	2019	2020	2021	2022

Nr.	Name	Label	Survey period	Survey frequency
-----	------	-------	---------------	------------------

3.63)	sq_199204_1	European currency facilitates capital movements	1992	Apr
-------	-------------	---	------	-----

Wording of the question

04/1992	Variable description					
<p>How do you assess possible effects of the introduction of a common European Currency?</p> <table border="1"> <tr> <td>a) It will facilitate capital movements</td> <td>Agree strongly [1]</td> <td>Agree partially [2]</td> <td>do not agree [3]</td> <td>don't know [4]</td> </tr> </table>	a) It will facilitate capital movements	Agree strongly [1]	Agree partially [2]	do not agree [3]	don't know [4]	
a) It will facilitate capital movements	Agree strongly [1]	Agree partially [2]	do not agree [3]	don't know [4]		

Time span of the variable

1983	1984	1985	1986	1987	1988	1989	1990	1991	1992
1993	1994	1995	1996	1997	1998	1999	2000	2001	2002
2003	2004	2005	2006	2007	2008	2009	2010	2011	2012
2013	2014	2015	2016	2017	2018	2019	2020	2021	2022

--	--	--	--	--	--

Nr.	Name	Label	Survey period	Survey frequency
-----	------	-------	---------------	------------------

3.64)	sq_199204_2	European currency reduces relative importance of US\$	1992	Apr
-------	-------------	---	------	-----

Wording of the question

04/1992	Variable description									
<p>How do you assess possible effects of the introduction of a common European Currency?</p> <table border="1"> <tr> <td rowspan="2">b) It will reduce the relative importance of the US-Dollar</td> <td>Agree strongly [1]</td> <td>Agree partially [2]</td> <td>do not agree [3]</td> <td>don't know [4]</td> </tr> <tr> <td></td> <td></td> <td></td> <td></td> </tr> </table>	b) It will reduce the relative importance of the US-Dollar	Agree strongly [1]	Agree partially [2]	do not agree [3]	don't know [4]					
b) It will reduce the relative importance of the US-Dollar		Agree strongly [1]	Agree partially [2]	do not agree [3]	don't know [4]					

Time span of the variable

1983	1984	1985	1986	1987	1988	1989	1990	1991	1992
1993	1994	1995	1996	1997	1998	1999	2000	2001	2002
2003	2004	2005	2006	2007	2008	2009	2010	2011	2012
2013	2014	2015	2016	2017	2018	2019	2020	2021	2022

Nr.	Name	Label	Survey period	Survey frequency
-----	------	-------	---------------	------------------

3.65)	sq_199204_3	European currency facilitates international trade	1992	Apr
-------	-------------	---	------	-----

Wording of the question

04/1992	Variable description									
<p>How do you assess possible effects of the introduction of a common European Currency?</p> <table border="1"> <tr> <td rowspan="2">c) It will facilitate international trade</td> <td>Agree strongly [1]</td> <td>Agree partially [2]</td> <td>do not agree [3]</td> <td>don't know [4]</td> </tr> <tr> <td></td> <td></td> <td></td> <td></td> </tr> </table>	c) It will facilitate international trade	Agree strongly [1]	Agree partially [2]	do not agree [3]	don't know [4]					
c) It will facilitate international trade		Agree strongly [1]	Agree partially [2]	do not agree [3]	don't know [4]					

Time span of the variable

1983	1984	1985	1986	1987	1988	1989	1990	1991	1992
1993	1994	1995	1996	1997	1998	1999	2000	2001	2002
2003	2004	2005	2006	2007	2008	2009	2010	2011	2012
2013	2014	2015	2016	2017	2018	2019	2020	2021	2022

Nr.	Name	Label	Survey period	Survey frequency
-----	------	-------	---------------	------------------

3.66)	sq_199204_4	European currency facilitates tourism and personal movement	1992	Apr
-------	-------------	---	------	-----

Wording of the question

04/1992	Variable description
---------	----------------------

How do you assess possible effects of the introduction of a common European Currency?				
d) It will facilitate tourism and personal movements	Agree strongly [1]	Agree partially [2]	do not agree [3]	don't know [4]

Time span of the variable

1983	1984	1985	1986	1987	1988	1989	1990	1991	1992
1993	1994	1995	1996	1997	1998	1999	2000	2001	2002
2003	2004	2005	2006	2007	2008	2009	2010	2011	2012
2013	2014	2015	2016	2017	2018	2019	2020	2021	2022

Nr.	Name	Label	Survey period	Survey frequency
3.67)	sq_199204_5	European currency has other effects	1992	Apr

Wording of the question

04/1992	Variable description									
<p>How do you assess possible effects of the introduction of a common European Currency?</p> <table border="1"> <tr> <td rowspan="2">a) Other important effects, please specify:</td> <td>Agree strongly [1]</td> <td>Agree partially [2]</td> <td>do not agree [3]</td> <td>don't know [4]</td> </tr> <tr> <td></td> <td></td> <td></td> <td></td> </tr> </table>	a) Other important effects, please specify:	Agree strongly [1]	Agree partially [2]	do not agree [3]	don't know [4]					
a) Other important effects, please specify:		Agree strongly [1]	Agree partially [2]	do not agree [3]	don't know [4]					

Time span of the variable

1983	1984	1985	1986	1987	1988	1989	1990	1991	1992
1993	1994	1995	1996	1997	1998	1999	2000	2001	2002
2003	2004	2005	2006	2007	2008	2009	2010	2011	2012
2013	2014	2015	2016	2017	2018	2019	2020	2021	2022

Nr.	Name	Label	Survey period	Survey frequency
3.68)	sq_199204_6	EMU will stimulate trade	1992	Apr

Wording of the question

04/1992	Variable description					
<p>Which effects will EMU have on world trade?</p> <table border="1"> <tr> <td rowspan="2">a) It will stimulate trade</td> <td>Agree [1]</td> <td>do not agree [2]</td> </tr> <tr> <td></td> <td></td> </tr> </table>	a) It will stimulate trade	Agree [1]	do not agree [2]			
a) It will stimulate trade		Agree [1]	do not agree [2]			

Time span of the variable

1983	1984	1985	1986	1987	1988	1989	1990	1991	1992

1993	1994	1995	1996	1997	1998	1999	2000	2001	2002
2003	2004	2005	2006	2007	2008	2009	2010	2011	2012
2013	2014	2015	2016	2017	2018	2019	2020	2021	2022

Nr.	Name	Label	Survey period	Survey frequency
3.69)	sq_199204_7	EMU will lead to more protectionism	1992	Apr

Wording of the question

04/1992	Variable description					
<p>Which effects will EMU have on world trade?</p> <table border="1"> <tr> <td rowspan="2">b) It will lead to more protectionism between regional trading blocs</td> <td>Agree</td> <td>do not agree</td> </tr> <tr> <td>[1]</td> <td>[2]</td> </tr> </table>	b) It will lead to more protectionism between regional trading blocs	Agree	do not agree	[1]	[2]	
b) It will lead to more protectionism between regional trading blocs		Agree	do not agree			
	[1]	[2]				

Time span of the variable

1983	1984	1985	1986	1987	1988	1989	1990	1991	1992
1993	1994	1995	1996	1997	1998	1999	2000	2001	2002
2003	2004	2005	2006	2007	2008	2009	2010	2011	2012
2013	2014	2015	2016	2017	2018	2019	2020	2021	2022

Nr.	Name	Label	Survey period	Survey frequency
3.70)	sq_199204_8	EMU will stimulate world trade	1992	Apr

Wording of the question

04/1992	Variable description					
<p>Which effects will EMU have on world trade?</p> <table border="1"> <tr> <td rowspan="2">c) It will, on balance, stimulate world trade</td> <td>Agree</td> <td>do not agree</td> </tr> <tr> <td>[1]</td> <td>[2]</td> </tr> </table>	c) It will, on balance, stimulate world trade	Agree	do not agree	[1]	[2]	
c) It will, on balance, stimulate world trade		Agree	do not agree			
	[1]	[2]				

Time span of the variable

1983	1984	1985	1986	1987	1988	1989	1990	1991	1992
1993	1994	1995	1996	1997	1998	1999	2000	2001	2002
2003	2004	2005	2006	2007	2008	2009	2010	2011	2012
2013	2014	2015	2016	2017	2018	2019	2020	2021	2022

Nr.	Name	Label	Survey period	Survey frequency
-----	------	-------	---------------	------------------

Wording of the question

<p>04/1992</p> <p>Which effects will EMU have on world trade?</p> <table border="1" style="margin-left: auto; margin-right: auto;"> <tr> <td style="width: 80%;">d) It will not have any significant impact on foreign trade volumes</td> <td style="width: 10%; text-align: center;">Agree [1]</td> <td style="width: 10%; text-align: center;">do not agree [2]</td> </tr> <tr> <td> </td> <td> </td> <td> </td> </tr> </table>	d) It will not have any significant impact on foreign trade volumes	Agree [1]	do not agree [2]				Variable description																																																																										
d) It will not have any significant impact on foreign trade volumes	Agree [1]	do not agree [2]																																																																															
<p>Time span of the variable</p> <table border="1" style="width: 100%; text-align: center;"> <tr><td>1983</td><td>1984</td><td>1985</td><td>1986</td><td>1987</td><td>1988</td><td>1989</td><td>1990</td><td>1991</td><td>1992</td></tr> <tr><td> </td><td> </td><td> </td><td> </td><td> </td><td> </td><td> </td><td> </td><td> </td><td> </td></tr> <tr><td>1993</td><td>1994</td><td>1995</td><td>1996</td><td>1997</td><td>1998</td><td>1999</td><td>2000</td><td>2001</td><td>2002</td></tr> <tr><td> </td><td> </td><td> </td><td> </td><td> </td><td> </td><td> </td><td> </td><td> </td><td> </td></tr> <tr><td>2003</td><td>2004</td><td>2005</td><td>2006</td><td>2007</td><td>2008</td><td>2009</td><td>2010</td><td>2011</td><td>2012</td></tr> <tr><td> </td><td> </td><td> </td><td> </td><td> </td><td> </td><td> </td><td> </td><td> </td><td> </td></tr> <tr><td>2013</td><td>2014</td><td>2015</td><td>2016</td><td>2017</td><td>2018</td><td>2019</td><td>2020</td><td>2021</td><td>2022</td></tr> <tr><td> </td><td> </td><td> </td><td> </td><td> </td><td> </td><td> </td><td> </td><td> </td><td> </td></tr> </table>		1983	1984	1985	1986	1987	1988	1989	1990	1991	1992											1993	1994	1995	1996	1997	1998	1999	2000	2001	2002											2003	2004	2005	2006	2007	2008	2009	2010	2011	2012											2013	2014	2015	2016	2017	2018	2019	2020	2021	2022										
1983	1984	1985	1986	1987	1988	1989	1990	1991	1992																																																																								
1993	1994	1995	1996	1997	1998	1999	2000	2001	2002																																																																								
2003	2004	2005	2006	2007	2008	2009	2010	2011	2012																																																																								
2013	2014	2015	2016	2017	2018	2019	2020	2021	2022																																																																								

Nr.	Name	Label	Survey period	Survey frequency
3.72)	sq_199204_10	impact Maastricht convention 10 years	1992	Apr

Wording of the question

<p>04/1992</p> <p>Please try to assess the overall impact the Maastricht convention will have on the economy of your country over the next 10 years:</p> <table border="1" style="margin-left: auto; margin-right: auto;"> <tr> <td style="width: 15%;">very positive [1]</td> <td style="width: 15%;">positive [2]</td> <td style="width: 15%;">neutral/ don't know [3]</td> <td style="width: 15%;">negative [4]</td> <td style="width: 15%;">very negative [5]</td> </tr> <tr> <td> </td><td> </td><td> </td><td> </td><td> </td></tr> </table>	very positive [1]	positive [2]	neutral/ don't know [3]	negative [4]	very negative [5]						Variable description																																																																						
very positive [1]	positive [2]	neutral/ don't know [3]	negative [4]	very negative [5]																																																																													
<p>Time span of the variable</p> <table border="1" style="width: 100%; text-align: center;"> <tr><td>1983</td><td>1984</td><td>1985</td><td>1986</td><td>1987</td><td>1988</td><td>1989</td><td>1990</td><td>1991</td><td>1992</td></tr> <tr><td> </td><td> </td><td> </td><td> </td><td> </td><td> </td><td> </td><td> </td><td> </td><td> </td></tr> <tr><td>1993</td><td>1994</td><td>1995</td><td>1996</td><td>1997</td><td>1998</td><td>1999</td><td>2000</td><td>2001</td><td>2002</td></tr> <tr><td> </td><td> </td><td> </td><td> </td><td> </td><td> </td><td> </td><td> </td><td> </td><td> </td></tr> <tr><td>2003</td><td>2004</td><td>2005</td><td>2006</td><td>2007</td><td>2008</td><td>2009</td><td>2010</td><td>2011</td><td>2012</td></tr> <tr><td> </td><td> </td><td> </td><td> </td><td> </td><td> </td><td> </td><td> </td><td> </td><td> </td></tr> <tr><td>2013</td><td>2014</td><td>2015</td><td>2016</td><td>2017</td><td>2018</td><td>2019</td><td>2020</td><td>2021</td><td>2022</td></tr> <tr><td> </td><td> </td><td> </td><td> </td><td> </td><td> </td><td> </td><td> </td><td> </td><td> </td></tr> </table>		1983	1984	1985	1986	1987	1988	1989	1990	1991	1992											1993	1994	1995	1996	1997	1998	1999	2000	2001	2002											2003	2004	2005	2006	2007	2008	2009	2010	2011	2012											2013	2014	2015	2016	2017	2018	2019	2020	2021	2022										
1983	1984	1985	1986	1987	1988	1989	1990	1991	1992																																																																								
1993	1994	1995	1996	1997	1998	1999	2000	2001	2002																																																																								
2003	2004	2005	2006	2007	2008	2009	2010	2011	2012																																																																								
2013	2014	2015	2016	2017	2018	2019	2020	2021	2022																																																																								

Nr.	Name	Label	Survey period	Survey frequency
3.73)	sq_199204_11	obstacles to EMU: inflation rates	1992	Apr

Wording of the question

<p>04/1992</p> <p>Please try to assess the importance of the following <u>obstacles your country</u> will face on its way to join EMU:</p> <table border="1" style="margin-left: auto; margin-right: auto;"> <tr> <td style="width: 30%;"> </td> <td style="width: 10%;">very important</td> <td style="width: 10%;">also important</td> <td style="width: 10%;">not relevant</td> </tr> </table>		very important	also important	not relevant	Variable description
	very important	also important	not relevant		

a) too high inflation rates	important	important	
	[1]	[2]	[3]

Time span of the variable

1983	1984	1985	1986	1987	1988	1989	1990	1991	1992
1993	1994	1995	1996	1997	1998	1999	2000	2001	2002
2003	2004	2005	2006	2007	2008	2009	2010	2011	2012
2013	2014	2015	2016	2017	2018	2019	2020	2021	2022

Nr.	Name	Label	Survey period	Survey frequency
-----	------	-------	---------------	------------------

3.74)	sq_199204_12	obstacles to EMU: budget deficit	1992	Apr
-------	--------------	----------------------------------	------	-----

Wording of the question

04/1992	Variable description											
<p>Please try to assess the importance of the following <u>obstacles your country</u> will face on its way to join EMU:</p> <table border="1"> <tr> <td rowspan="2">b) too high budget deficit</td> <td>very important</td> <td>also important</td> <td>not relevant</td> </tr> <tr> <td>[1]</td> <td>[2]</td> <td>[3]</td> </tr> <tr> <td></td> <td></td> <td></td> <td></td> </tr> </table>	b) too high budget deficit	very important	also important	not relevant	[1]	[2]	[3]					
b) too high budget deficit		very important	also important	not relevant								
	[1]	[2]	[3]									

Time span of the variable

1983	1984	1985	1986	1987	1988	1989	1990	1991	1992
1993	1994	1995	1996	1997	1998	1999	2000	2001	2002
2003	2004	2005	2006	2007	2008	2009	2010	2011	2012
2013	2014	2015	2016	2017	2018	2019	2020	2021	2022

Nr.	Name	Label	Survey period	Survey frequency
-----	------	-------	---------------	------------------

3.75)	sq_199204_13	obstacles to EMU: high unemployment	1992	Apr
-------	--------------	-------------------------------------	------	-----

Wording of the question

04/1992	Variable description											
<p>Please try to assess the importance of the following <u>obstacles your country</u> will face on its way to join EMU:</p> <table border="1"> <tr> <td rowspan="2">c) too high unemployment</td> <td>very important</td> <td>also important</td> <td>not relevant</td> </tr> <tr> <td>[1]</td> <td>[2]</td> <td>[3]</td> </tr> <tr> <td></td> <td></td> <td></td> <td></td> </tr> </table>	c) too high unemployment	very important	also important	not relevant	[1]	[2]	[3]					
c) too high unemployment		very important	also important	not relevant								
	[1]	[2]	[3]									

Time span of the variable

1983	1984	1985	1986	1987	1988	1989	1990	1991	1992

1993	1994	1995	1996	1997	1998	1999	2000	2001	2002
2003	2004	2005	2006	2007	2008	2009	2010	2011	2012
2013	2014	2015	2016	2017	2018	2019	2020	2021	2022

Nr.	Name	Label	Survey period	Survey frequency
3.76)	sq_199204_14	obstacles to EMU: income level	1992	Apr

Wording of the question

04/1992	Variable description				
<p>Please try to assess the importance of the following <u>obstacles your country</u> will face on its way to join EMU:</p> <table border="1"> <tr> <td>d) too low income level</td> <td>very important [1]</td> <td>also important [2]</td> <td>not relevant [3]</td> </tr> </table>	d) too low income level	very important [1]	also important [2]	not relevant [3]	
d) too low income level	very important [1]	also important [2]	not relevant [3]		

Time span of the variable

1983	1984	1985	1986	1987	1988	1989	1990	1991	1992
1993	1994	1995	1996	1997	1998	1999	2000	2001	2002
2003	2004	2005	2006	2007	2008	2009	2010	2011	2012
2013	2014	2015	2016	2017	2018	2019	2020	2021	2022

Nr.	Name	Label	Survey period	Survey frequency
3.76.b)	sq_199204_14b	obstacles to EMU: inflation rates	1992	Apr

Wording of the question

04/1992	Variable description				
<p>Please try to assess the importance of the following <u>obstacles your country</u> will face on its way to join EMU:</p> <table border="1"> <tr> <td>e) too high inflation rates</td> <td>very important [1]</td> <td>also important [2]</td> <td>not relevant [3]</td> </tr> </table>	e) too high inflation rates	very important [1]	also important [2]	not relevant [3]	!!! Question was asked in April 1992 as well, but could not be identified among the data.
e) too high inflation rates	very important [1]	also important [2]	not relevant [3]		

Time span of the variable

1983	1984	1985	1986	1987	1988	1989	1990	1991	1992
1993	1994	1995	1996	1997	1998	1999	2000	2001	2002
2003	2004	2005	2006	2007	2008	2009	2010	2011	2012
2013	2014	2015	2016	2017	2018	2019	2020	2021	2022

Nr.	Name	Label	Survey period	Survey frequency
3.77)	sq_199204_15	EMU impact: inflation	1992	Apr

Wording of the question

<p>04/1992</p> <p>Please try to assess which medium-term <u>impacts</u> the transition to EMU will have on:</p> <table border="1" style="margin-left: 40px;"> <tr> <td rowspan="2" style="width: 200px; text-align: center;">a) inflation in your country</td> <td style="text-align: center;">increase</td> <td style="text-align: center;">no change</td> <td style="text-align: center;">decrease</td> </tr> <tr> <td style="text-align: center;">[1]</td> <td style="text-align: center;">[2]</td> <td style="text-align: center;">[3]</td> </tr> <tr> <td> </td> <td> </td> <td> </td> <td> </td> </tr> </table>	a) inflation in your country	increase	no change	decrease	[1]	[2]	[3]					<p>Variable description</p> <p>!!! Question was asked in April 1992 as well, but could not be identified among the data.</p>																																																																					
a) inflation in your country		increase	no change	decrease																																																																													
	[1]	[2]	[3]																																																																														
<p>Time span of the variable</p> <table border="1" style="width: 100%; text-align: center;"> <tr> <td>1983</td><td>1984</td><td>1985</td><td>1986</td><td>1987</td><td>1988</td><td>1989</td><td>1990</td><td>1991</td><td>1992</td> </tr> <tr> <td> </td><td> </td><td> </td><td> </td><td> </td><td> </td><td> </td><td> </td><td> </td><td> </td> </tr> <tr> <td>1993</td><td>1994</td><td>1995</td><td>1996</td><td>1997</td><td>1998</td><td>1999</td><td>2000</td><td>2001</td><td>2002</td> </tr> <tr> <td> </td><td> </td><td> </td><td> </td><td> </td><td> </td><td> </td><td> </td><td> </td><td> </td> </tr> <tr> <td>2003</td><td>2004</td><td>2005</td><td>2006</td><td>2007</td><td>2008</td><td>2009</td><td>2010</td><td>2011</td><td>2012</td> </tr> <tr> <td> </td><td> </td><td> </td><td> </td><td> </td><td> </td><td> </td><td> </td><td> </td><td> </td> </tr> <tr> <td>2013</td><td>2014</td><td>2015</td><td>2016</td><td>2017</td><td>2018</td><td>2019</td><td>2020</td><td>2021</td><td>2022</td> </tr> <tr> <td> </td><td> </td><td> </td><td> </td><td> </td><td> </td><td> </td><td> </td><td> </td><td> </td> </tr> </table>		1983	1984	1985	1986	1987	1988	1989	1990	1991	1992											1993	1994	1995	1996	1997	1998	1999	2000	2001	2002											2003	2004	2005	2006	2007	2008	2009	2010	2011	2012											2013	2014	2015	2016	2017	2018	2019	2020	2021	2022										
1983	1984	1985	1986	1987	1988	1989	1990	1991	1992																																																																								
1993	1994	1995	1996	1997	1998	1999	2000	2001	2002																																																																								
2003	2004	2005	2006	2007	2008	2009	2010	2011	2012																																																																								
2013	2014	2015	2016	2017	2018	2019	2020	2021	2022																																																																								

Nr.	Name	Label	Survey period	Survey frequency
3.78)	sq_199204_16	EMU impact: trade with EC members	1992	Apr

Wording of the question

<p>04/1992</p> <p>Please try to assess which medium-term <u>impacts</u> the transition to EMU will have on:</p> <table border="1" style="margin-left: 40px;"> <tr> <td rowspan="2" style="width: 200px; text-align: center;">b) Trade of your country with other EC-members</td> <td style="text-align: center;">increase</td> <td style="text-align: center;">no change</td> <td style="text-align: center;">decrease</td> </tr> <tr> <td style="text-align: center;">[1]</td> <td style="text-align: center;">[2]</td> <td style="text-align: center;">[3]</td> </tr> <tr> <td> </td> <td> </td> <td> </td> <td> </td> </tr> </table>	b) Trade of your country with other EC-members	increase	no change	decrease	[1]	[2]	[3]					<p>Variable description</p> <p>!!! Question was asked in April 1992 as well, but could not be identified among the data.</p>																																																																					
b) Trade of your country with other EC-members		increase	no change	decrease																																																																													
	[1]	[2]	[3]																																																																														
<p>Time span of the variable</p> <table border="1" style="width: 100%; text-align: center;"> <tr> <td>1983</td><td>1984</td><td>1985</td><td>1986</td><td>1987</td><td>1988</td><td>1989</td><td>1990</td><td>1991</td><td>1992</td> </tr> <tr> <td> </td><td> </td><td> </td><td> </td><td> </td><td> </td><td> </td><td> </td><td> </td><td> </td> </tr> <tr> <td>1993</td><td>1994</td><td>1995</td><td>1996</td><td>1997</td><td>1998</td><td>1999</td><td>2000</td><td>2001</td><td>2002</td> </tr> <tr> <td> </td><td> </td><td> </td><td> </td><td> </td><td> </td><td> </td><td> </td><td> </td><td> </td> </tr> <tr> <td>2003</td><td>2004</td><td>2005</td><td>2006</td><td>2007</td><td>2008</td><td>2009</td><td>2010</td><td>2011</td><td>2012</td> </tr> <tr> <td> </td><td> </td><td> </td><td> </td><td> </td><td> </td><td> </td><td> </td><td> </td><td> </td> </tr> <tr> <td>2013</td><td>2014</td><td>2015</td><td>2016</td><td>2017</td><td>2018</td><td>2019</td><td>2020</td><td>2021</td><td>2022</td> </tr> <tr> <td> </td><td> </td><td> </td><td> </td><td> </td><td> </td><td> </td><td> </td><td> </td><td> </td> </tr> </table>		1983	1984	1985	1986	1987	1988	1989	1990	1991	1992											1993	1994	1995	1996	1997	1998	1999	2000	2001	2002											2003	2004	2005	2006	2007	2008	2009	2010	2011	2012											2013	2014	2015	2016	2017	2018	2019	2020	2021	2022										
1983	1984	1985	1986	1987	1988	1989	1990	1991	1992																																																																								
1993	1994	1995	1996	1997	1998	1999	2000	2001	2002																																																																								
2003	2004	2005	2006	2007	2008	2009	2010	2011	2012																																																																								
2013	2014	2015	2016	2017	2018	2019	2020	2021	2022																																																																								

Nr.	Name	Label	Survey period	Survey frequency
3.79)	sq_199204_17	EMU impact: trade with non-EC countries	1992	Apr

Wording of the question

<p>04/1992</p>	<p>Variable description</p> <p>!!! Question was asked in April 1992 as well, but could not</p>
----------------	--

Please try to assess which medium-term <u>impacts</u> the transition to EMU will have on:										be identified among the data.
c) Trade of your country with countries					non-EC		increase	no change	decrease	
							[1]	[2]	[3]	
Time span of the variable										
1983	1984	1985	1986	1987	1988	1989	1990	1991	1992	
1993	1994	1995	1996	1997	1998	1999	2000	2001	2002	
2003	2004	2005	2006	2007	2008	2009	2010	2011	2012	
2013	2014	2015	2016	2017	2018	2019	2020	2021	2022	

Nr.	Name	Label	Survey period	Survey frequency
3.80)	sq_199204_18	EMU impact: foreign investment	1992	Apr

Wording of the question

04/1992										Variable description
Please try to assess which medium-term <u>impacts</u> the transition to EMU will have on:										!!! Question was asked in April 1992 as well, but could not be identified among the data.
d) Foreign investment in your country							increase	no change	decrease	
							[1]	[2]	[3]	
Time span of the variable										
1983	1984	1985	1986	1987	1988	1989	1990	1991	1992	
1993	1994	1995	1996	1997	1998	1999	2000	2001	2002	
2003	2004	2005	2006	2007	2008	2009	2010	2011	2012	
2013	2014	2015	2016	2017	2018	2019	2020	2021	2022	

Nr.	Name	Label	Survey period	Survey frequency
3.81)	sq_199204_19	EMU impact: economic growth	1992	Apr

Wording of the question

04/1992										Variable description
Please try to assess which medium-term <u>impacts</u> the transition to EMU will have on:										!!! Question was asked in April 1992 as well, but could not be identified among the data.
e) Economic growth of your country							increase	no change	decrease	
							[1]	[2]	[3]	
Time span of the variable										
1983	1984	1985	1986	1987	1988	1989	1990	1991	1992	

1993	1994	1995	1996	1997	1998	1999	2000	2001	2002
2003	2004	2005	2006	2007	2008	2009	2010	2011	2012
2013	2014	2015	2016	2017	2018	2019	2020	2021	2022

Nr.	Name	Label	Survey period	Survey frequency
3.82)	sq_199804_1	Asian crisis impact: domestic price competition	1998	Apr

Wording of the question

<p>04/1998</p> <p>How do you assess the importance of the following impacts that the economy of your country might be confronted with due to the Asian crisis?</p> <table border="1" style="margin-left: auto; margin-right: auto;"> <tr> <td rowspan="2" style="text-align: center; vertical-align: middle;"> Intensified price competition - in the home market </td> <td style="text-align: center;">very important</td> <td style="text-align: center;">important</td> <td style="text-align: center;">not so important</td> </tr> <tr> <td style="text-align: center;">[1]</td> <td style="text-align: center;">[2]</td> <td style="text-align: center;">[3]</td> </tr> </table>	Intensified price competition - in the home market	very important	important	not so important	[1]	[2]	[3]	Variable description																																																																									
Intensified price competition - in the home market		very important	important	not so important																																																																													
	[1]	[2]	[3]																																																																														
<p>Time span of the variable</p> <table border="1"> <tr><td>1983</td><td>1984</td><td>1985</td><td>1986</td><td>1987</td><td>1988</td><td>1989</td><td>1990</td><td>1991</td><td>1992</td></tr> <tr><td></td><td></td><td></td><td></td><td></td><td></td><td></td><td></td><td></td><td></td></tr> <tr><td>1993</td><td>1994</td><td>1995</td><td>1996</td><td>1997</td><td>1998</td><td>1999</td><td>2000</td><td>2001</td><td>2002</td></tr> <tr><td></td><td></td><td></td><td></td><td></td><td></td><td></td><td></td><td></td><td></td></tr> <tr><td>2003</td><td>2004</td><td>2005</td><td>2006</td><td>2007</td><td>2008</td><td>2009</td><td>2010</td><td>2011</td><td>2012</td></tr> <tr><td></td><td></td><td></td><td></td><td></td><td></td><td></td><td></td><td></td><td></td></tr> <tr><td>2013</td><td>2014</td><td>2015</td><td>2016</td><td>2017</td><td>2018</td><td>2019</td><td>2020</td><td>2021</td><td>2022</td></tr> <tr><td></td><td></td><td></td><td></td><td></td><td></td><td></td><td></td><td></td><td></td></tr> </table>		1983	1984	1985	1986	1987	1988	1989	1990	1991	1992											1993	1994	1995	1996	1997	1998	1999	2000	2001	2002											2003	2004	2005	2006	2007	2008	2009	2010	2011	2012											2013	2014	2015	2016	2017	2018	2019	2020	2021	2022										
1983	1984	1985	1986	1987	1988	1989	1990	1991	1992																																																																								
1993	1994	1995	1996	1997	1998	1999	2000	2001	2002																																																																								
2003	2004	2005	2006	2007	2008	2009	2010	2011	2012																																																																								
2013	2014	2015	2016	2017	2018	2019	2020	2021	2022																																																																								

Nr.	Name	Label	Survey period	Survey frequency
3.83)	sq_199804_2	Asian crisis impact: export market price competition	1998	Apr

Wording of the question

<p>04/1998</p> <p>How do you assess the importance of the following impacts that the economy of your country might be confronted with due to the Asian crisis?</p> <table border="1" style="margin-left: auto; margin-right: auto;"> <tr> <td rowspan="2" style="text-align: center; vertical-align: middle;"> Intensified price competition - in export markets </td> <td style="text-align: center;">very important</td> <td style="text-align: center;">important</td> <td style="text-align: center;">not so important</td> </tr> <tr> <td style="text-align: center;">[1]</td> <td style="text-align: center;">[2]</td> <td style="text-align: center;">[3]</td> </tr> </table>	Intensified price competition - in export markets	very important	important	not so important	[1]	[2]	[3]	Variable description																																																																									
Intensified price competition - in export markets		very important	important	not so important																																																																													
	[1]	[2]	[3]																																																																														
<p>Time span of the variable</p> <table border="1"> <tr><td>1983</td><td>1984</td><td>1985</td><td>1986</td><td>1987</td><td>1988</td><td>1989</td><td>1990</td><td>1991</td><td>1992</td></tr> <tr><td></td><td></td><td></td><td></td><td></td><td></td><td></td><td></td><td></td><td></td></tr> <tr><td>1993</td><td>1994</td><td>1995</td><td>1996</td><td>1997</td><td>1998</td><td>1999</td><td>2000</td><td>2001</td><td>2002</td></tr> <tr><td></td><td></td><td></td><td></td><td></td><td></td><td></td><td></td><td></td><td></td></tr> <tr><td>2003</td><td>2004</td><td>2005</td><td>2006</td><td>2007</td><td>2008</td><td>2009</td><td>2010</td><td>2011</td><td>2012</td></tr> <tr><td></td><td></td><td></td><td></td><td></td><td></td><td></td><td></td><td></td><td></td></tr> <tr><td>2013</td><td>2014</td><td>2015</td><td>2016</td><td>2017</td><td>2018</td><td>2019</td><td>2020</td><td>2021</td><td>2022</td></tr> <tr><td></td><td></td><td></td><td></td><td></td><td></td><td></td><td></td><td></td><td></td></tr> </table>		1983	1984	1985	1986	1987	1988	1989	1990	1991	1992											1993	1994	1995	1996	1997	1998	1999	2000	2001	2002											2003	2004	2005	2006	2007	2008	2009	2010	2011	2012											2013	2014	2015	2016	2017	2018	2019	2020	2021	2022										
1983	1984	1985	1986	1987	1988	1989	1990	1991	1992																																																																								
1993	1994	1995	1996	1997	1998	1999	2000	2001	2002																																																																								
2003	2004	2005	2006	2007	2008	2009	2010	2011	2012																																																																								
2013	2014	2015	2016	2017	2018	2019	2020	2021	2022																																																																								

--	--	--	--	--	--	--

Nr.	Name	Label	Survey period	Survey frequency
-----	------	-------	---------------	------------------

3.84)	sq_199804_3	Asian crisis impact: reduced domestic profit margins	1998	Apr
-------	-------------	--	------	-----

Wording of the question

<p>04/1998</p> <p>How do you assess the importance of the following impacts that the economy of your country might be confronted with due to the Asian crisis?</p> <table border="1" style="margin-left: auto; margin-right: auto;"> <tr> <td style="text-align: center;"> Reduced profit margins market </td> <td style="text-align: center;">- in the home</td> <td style="text-align: center;">very important [1]</td> <td style="text-align: center;">important [2]</td> <td style="text-align: center;">not so important [3]</td> </tr> <tr> <td></td> <td></td> <td></td> <td></td> <td></td> </tr> </table>	Reduced profit margins market	- in the home	very important [1]	important [2]	not so important [3]						Variable description																																																																						
Reduced profit margins market	- in the home	very important [1]	important [2]	not so important [3]																																																																													
<p>Time span of the variable</p> <table border="1"> <tr> <td>1983</td><td>1984</td><td>1985</td><td>1986</td><td>1987</td><td>1988</td><td>1989</td><td>1990</td><td>1991</td><td>1992</td> </tr> <tr> <td></td><td></td><td></td><td></td><td></td><td style="background-color: #003366;"></td><td></td><td></td><td></td><td></td> </tr> <tr> <td>1993</td><td>1994</td><td>1995</td><td>1996</td><td>1997</td><td>1998</td><td>1999</td><td>2000</td><td>2001</td><td>2002</td> </tr> <tr> <td></td><td></td><td></td><td></td><td></td><td style="background-color: #003366;"></td><td></td><td></td><td></td><td></td> </tr> <tr> <td>2003</td><td>2004</td><td>2005</td><td>2006</td><td>2007</td><td>2008</td><td>2009</td><td>2010</td><td>2011</td><td>2012</td> </tr> <tr> <td></td><td></td><td></td><td></td><td></td><td></td><td></td><td></td><td></td><td></td> </tr> <tr> <td>2013</td><td>2014</td><td>2015</td><td>2016</td><td>2017</td><td>2018</td><td>2019</td><td>2020</td><td>2021</td><td>2022</td> </tr> <tr> <td></td><td></td><td></td><td></td><td></td><td></td><td></td><td></td><td></td><td></td> </tr> </table>		1983	1984	1985	1986	1987	1988	1989	1990	1991	1992											1993	1994	1995	1996	1997	1998	1999	2000	2001	2002											2003	2004	2005	2006	2007	2008	2009	2010	2011	2012											2013	2014	2015	2016	2017	2018	2019	2020	2021	2022										
1983	1984	1985	1986	1987	1988	1989	1990	1991	1992																																																																								
1993	1994	1995	1996	1997	1998	1999	2000	2001	2002																																																																								
2003	2004	2005	2006	2007	2008	2009	2010	2011	2012																																																																								
2013	2014	2015	2016	2017	2018	2019	2020	2021	2022																																																																								

Nr.	Name	Label	Survey period	Survey frequency
-----	------	-------	---------------	------------------

3.85)	sq_199804_4	Asian crisis impact: reduced profit margins in export markets	1998	Apr
-------	-------------	---	------	-----

Wording of the question

<p>04/1998</p> <p>How do you assess the importance of the following impacts that the economy of your country might be confronted with due to the Asian crisis?</p> <table border="1" style="margin-left: auto; margin-right: auto;"> <tr> <td style="text-align: center;"> Reduced profit margins </td> <td style="text-align: center;">- in export markets</td> <td style="text-align: center;">very important [1]</td> <td style="text-align: center;">important [2]</td> <td style="text-align: center;">not so important [3]</td> </tr> <tr> <td></td> <td></td> <td></td> <td></td> <td></td> </tr> </table>	Reduced profit margins	- in export markets	very important [1]	important [2]	not so important [3]						Variable description																																																																						
Reduced profit margins	- in export markets	very important [1]	important [2]	not so important [3]																																																																													
<p>Time span of the variable</p> <table border="1"> <tr> <td>1983</td><td>1984</td><td>1985</td><td>1986</td><td>1987</td><td>1988</td><td>1989</td><td>1990</td><td>1991</td><td>1992</td> </tr> <tr> <td></td><td></td><td></td><td></td><td></td><td style="background-color: #003366;"></td><td></td><td></td><td></td><td></td> </tr> <tr> <td>1993</td><td>1994</td><td>1995</td><td>1996</td><td>1997</td><td>1998</td><td>1999</td><td>2000</td><td>2001</td><td>2002</td> </tr> <tr> <td></td><td></td><td></td><td></td><td></td><td style="background-color: #003366;"></td><td></td><td></td><td></td><td></td> </tr> <tr> <td>2003</td><td>2004</td><td>2005</td><td>2006</td><td>2007</td><td>2008</td><td>2009</td><td>2010</td><td>2011</td><td>2012</td> </tr> <tr> <td></td><td></td><td></td><td></td><td></td><td></td><td></td><td></td><td></td><td></td> </tr> <tr> <td>2013</td><td>2014</td><td>2015</td><td>2016</td><td>2017</td><td>2018</td><td>2019</td><td>2020</td><td>2021</td><td>2022</td> </tr> <tr> <td></td><td></td><td></td><td></td><td></td><td></td><td></td><td></td><td></td><td></td> </tr> </table>		1983	1984	1985	1986	1987	1988	1989	1990	1991	1992											1993	1994	1995	1996	1997	1998	1999	2000	2001	2002											2003	2004	2005	2006	2007	2008	2009	2010	2011	2012											2013	2014	2015	2016	2017	2018	2019	2020	2021	2022										
1983	1984	1985	1986	1987	1988	1989	1990	1991	1992																																																																								
1993	1994	1995	1996	1997	1998	1999	2000	2001	2002																																																																								
2003	2004	2005	2006	2007	2008	2009	2010	2011	2012																																																																								
2013	2014	2015	2016	2017	2018	2019	2020	2021	2022																																																																								

Nr.	Name	Label	Survey period	Survey frequency
-----	------	-------	---------------	------------------

3.86)	sq_199804_5	Asian crisis impact: dampened economic growth	1998	Apr
-------	-------------	---	------	-----

Wording of the question

04/1998	Variable description																	
<p>How do you assess the importance of the following impacts that the economy of your country might be confronted with due to the Asian crisis?</p> <table border="1" style="margin-left: auto; margin-right: auto;"> <tr> <td style="background-color: #e0f2f7; padding: 10px;">Dampened economic growth</td> <td style="padding: 5px;">very important [1]</td> <td style="padding: 5px;">important [2]</td> <td style="padding: 5px;">not so important [3]</td> </tr> <tr> <td style="border: none;"></td> <td style="border: none;"></td> <td style="border: none;"></td> <td style="border: none;"></td> </tr> </table>											Dampened economic growth	very important [1]	important [2]	not so important [3]				
Dampened economic growth	very important [1]	important [2]	not so important [3]															
Time span of the variable																		
1983	1984	1985	1986	1987	1988	1989	1990	1991	1992									
1993	1994	1995	1996	1997	1998	1999	2000	2001	2002									
2003	2004	2005	2006	2007	2008	2009	2010	2011	2012									
2013	2014	2015	2016	2017	2018	2019	2020	2021	2022									

Nr.	Name	Label	Survey period	Survey frequency
3.87)	sq_199804_6	expected gdp growth without asian crisis	1998	Apr

Wording of the question

04/1998	Variable description									
<p>What growth in GDP would you have expected in 1998 without the Asian crisis?</p> <p style="text-align: center;">_____ %</p>										
Time span of the variable										
1983	1984	1985	1986	1987	1988	1989	1990	1991	1992	
1993	1994	1995	1996	1997	1998	1999	2000	2001	2002	
2003	2004	2005	2006	2007	2008	2009	2010	2011	2012	
2013	2014	2015	2016	2017	2018	2019	2020	2021	2022	

Nr.	Name	Label	Survey period	Survey frequency
3.88)	sq_199807_1	chances euro is important reserve currency for central banks	1998	Jul

Wording of the question

07/1998	Variable description																			
<p>How do you assess the chances that the euro will be</p> <table border="1" style="margin-left: auto; margin-right: auto;"> <tr> <td style="background-color: #e0f2f7; padding: 10px;">an important reserve currency for central banks</td> <td style="padding: 5px;">very good [1]</td> <td style="padding: 5px;">rather good [2]</td> <td style="padding: 5px;">uncertain [3]</td> <td style="padding: 5px;">poor [4]</td> </tr> <tr> <td style="border: none;"></td> <td style="border: none;"></td> <td style="border: none;"></td> <td style="border: none;"></td> <td style="border: none;"></td> </tr> </table>											an important reserve currency for central banks	very good [1]	rather good [2]	uncertain [3]	poor [4]					
an important reserve currency for central banks	very good [1]	rather good [2]	uncertain [3]	poor [4]																
Time span of the variable																				
1983	1984	1985	1986	1987	1988	1989	1990	1991	1992											

1993	1994	1995	1996	1997	1998	1999	2000	2001	2002
2003	2004	2005	2006	2007	2008	2009	2010	2011	2012
2013	2014	2015	2016	2017	2018	2019	2020	2021	2022

Nr.	Name	Label	Survey period	Survey frequency
-----	------	-------	---------------	------------------

3.89)	sq_199807_2	chances euro is important transaction medium for private investors	1998	Jul
-------	-------------	--	------	-----

Wording of the question

07/1998	<p>How do you assess the chances that the euro will be</p> <table border="1"> <tr> <td>an important transaction medium for private investors</td> <td>very good [1]</td> <td>rather good [2]</td> <td>uncertain [3]</td> <td>poor [4]</td> </tr> </table>				an important transaction medium for private investors	very good [1]	rather good [2]	uncertain [3]	poor [4]	Variable description
an important transaction medium for private investors	very good [1]	rather good [2]	uncertain [3]	poor [4]						

Time span of the variable

1983	1984	1985	1986	1987	1988	1989	1990	1991	1992
1993	1994	1995	1996	1997	1998	1999	2000	2001	2002
2003	2004	2005	2006	2007	2008	2009	2010	2011	2012
2013	2014	2015	2016	2017	2018	2019	2020	2021	2022

Nr.	Name	Label	Survey period	Survey frequency
-----	------	-------	---------------	------------------

3.90)	sq_199807_3	expected euro/US\$ exchange rate 12 months	1998	Jul
-------	-------------	--	------	-----

Wording of the question

07/1998	<p>How do you think the euro/US\$ exchange rate will change?</p> <table border="1"> <tr> <td>over the next 12 months after introduction</td> <td>euro will become stronger [1]</td> <td>euro/US\$ rate will remain unchanged [2]</td> <td>euro will weaken vis-a-vis the US\$ [3]</td> </tr> </table>			over the next 12 months after introduction	euro will become stronger [1]	euro/US\$ rate will remain unchanged [2]	euro will weaken vis-a-vis the US\$ [3]	Variable description
over the next 12 months after introduction	euro will become stronger [1]	euro/US\$ rate will remain unchanged [2]	euro will weaken vis-a-vis the US\$ [3]					

Time span of the variable

1983	1984	1985	1986	1987	1988	1989	1990	1991	1992
1993	1994	1995	1996	1997	1998	1999	2000	2001	2002
2003	2004	2005	2006	2007	2008	2009	2010	2011	2012
2013	2014	2015	2016	2017	2018	2019	2020	2021	2022

Nr.	Name	Label	Survey period	Survey frequency
3.91)	sq_199807_4	expected euro/US\$ exchange rate 3 years	1998	Jul

Wording of the question

07/1998	Variable description							
<p>How do you think the euro/US\$ exchange rate will change?</p> <table border="1"> <tr> <td rowspan="2">in the following 3 years</td> <td>euro will become stronger [1]</td> <td>euro/US\$ rate will remain unchanged [2]</td> <td>euro will weaken vis-a-vis the US\$ [3]</td> </tr> <tr> <td></td> <td></td> <td></td> </tr> </table>	in the following 3 years	euro will become stronger [1]	euro/US\$ rate will remain unchanged [2]	euro will weaken vis-a-vis the US\$ [3]				
in the following 3 years		euro will become stronger [1]	euro/US\$ rate will remain unchanged [2]	euro will weaken vis-a-vis the US\$ [3]				

Time span of the variable

1983	1984	1985	1986	1987	1988	1989	1990	1991	1992
1993	1994	1995	1996	1997	1998	1999	2000	2001	2002
2003	2004	2005	2006	2007	2008	2009	2010	2011	2012
2013	2014	2015	2016	2017	2018	2019	2020	2021	2022

Nr.	Name	Label	Survey period	Survey frequency
3.92)	sq_199807_5	country's foreign trade in euros by the end of 1999	1998	Jul

Wording of the question

07/1998	Variable description									
<p>What proportion of your country's foreign trade (exports and imports) will be invoiced in euros?</p> <table border="1"> <tr> <td rowspan="2">by the end of 1999</td> <td>less than 10% [1]</td> <td>between 10 and 24% [2]</td> <td>between 25 and 50% [3]</td> <td>more than 50% [4]</td> </tr> <tr> <td></td> <td></td> <td></td> <td></td> </tr> </table>	by the end of 1999	less than 10% [1]	between 10 and 24% [2]	between 25 and 50% [3]	more than 50% [4]					
by the end of 1999		less than 10% [1]	between 10 and 24% [2]	between 25 and 50% [3]	more than 50% [4]					

Time span of the variable

1983	1984	1985	1986	1987	1988	1989	1990	1991	1992
1993	1994	1995	1996	1997	1998	1999	2000	2001	2002
2003	2004	2005	2006	2007	2008	2009	2010	2011	2012
2013	2014	2015	2016	2017	2018	2019	2020	2021	2022

Nr.	Name	Label	Survey period	Survey frequency
3.93)	sq_199807_6	country's foreign trade in euros in 3-5 years	1998	Jul

Wording of the question

07/1998	Variable description

What proportion of your country's **foreign trade** (exports and imports) will be **invoiced in euros**?

in about 3 to 5 years	less than 10%	between 10 and 24%	between 25 and 50%	more than 50%
	[1]	[2]	[3]	[4]

Time span of the variable

1983	1984	1985	1986	1987	1988	1989	1990	1991	1992
1993	1994	1995	1996	1997	1998	1999	2000	2001	2002
2003	2004	2005	2006	2007	2008	2009	2010	2011	2012
2013	2014	2015	2016	2017	2018	2019	2020	2021	2022

Nr.	Name	Label	Survey period	Survey frequency
3.94)	sq_200204_1	importance of uniform accountancy principles	2002	Apr

Wording of the question

04/2002	Variable description						
<p>In today's globalized economy, how important would worldwide acceptance of a uniform set of accountancy principles be in creating better and more easily comparable standards of financial reporting?</p> <table border="1"> <tr> <td>very important</td> <td>important</td> <td>unimportant</td> </tr> <tr> <td>[1]</td> <td>[2]</td> <td>[3]</td> </tr> </table>	very important	important	unimportant	[1]	[2]	[3]	
very important	important	unimportant					
[1]	[2]	[3]					

Time span of the variable

1983	1984	1985	1986	1987	1988	1989	1990	1991	1992
1993	1994	1995	1996	1997	1998	1999	2000	2001	2002
2003	2004	2005	2006	2007	2008	2009	2010	2011	2012
2013	2014	2015	2016	2017	2018	2019	2020	2021	2022

Nr.	Name	Label	Survey period	Survey frequency
3.95)	sq_200204_2	accountancy standards and implementation need to be more rigorous	2002	Apr

Wording of the question

04/2002	Variable description
<p>Which of the following statements most closely corresponds to your views (please tick appropriate box):</p> <p>Both accountancy standards and their implementation need to be more rigorous <input type="checkbox"/></p>	

Time span of the variable

1983	1984	1985	1986	1987	1988	1989	1990	1991	1992
------	------	------	------	------	------	------	------	------	------

1993	1994	1995	1996	1997	1998	1999	2000	2001	2002
2003	2004	2005	2006	2007	2008	2009	2010	2011	2012
2013	2014	2015	2016	2017	2018	2019	2020	2021	2022

Nr.	Name	Label	Survey period	Survey frequency
-----	------	-------	---------------	------------------

3.96)	sq_200204_3	accountancy standard implementation needs improvement	2002	Apr
-------	-------------	---	------	-----

Wording of the question

<p>04/2002</p> <p>Which of the following statements most closely corresponds to your views (please tick appropriate box):</p> <p>The standards themselves are satisfactory, but implementation needs to be improved <input type="checkbox"/></p>	Variable description																																																																																										
<p>Time span of the variable</p> <table border="1"> <tr><td></td><td></td><td></td><td></td><td></td><td></td><td></td><td></td><td></td><td></td></tr> <tr><td>1983</td><td>1984</td><td>1985</td><td>1986</td><td>1987</td><td>1988</td><td>1989</td><td>1990</td><td>1991</td><td>1992</td></tr> <tr><td></td><td></td><td></td><td></td><td></td><td></td><td></td><td></td><td></td><td></td></tr> <tr><td>1993</td><td>1994</td><td>1995</td><td>1996</td><td>1997</td><td>1998</td><td>1999</td><td>2000</td><td>2001</td><td>2002</td></tr> <tr><td></td><td></td><td></td><td></td><td></td><td></td><td></td><td></td><td></td><td></td></tr> <tr><td>2003</td><td>2004</td><td>2005</td><td>2006</td><td>2007</td><td>2008</td><td>2009</td><td>2010</td><td>2011</td><td>2012</td></tr> <tr><td></td><td></td><td></td><td></td><td></td><td></td><td></td><td></td><td></td><td></td></tr> <tr><td>2013</td><td>2014</td><td>2015</td><td>2016</td><td>2017</td><td>2018</td><td>2019</td><td>2020</td><td>2021</td><td>2022</td></tr> <tr><td></td><td></td><td></td><td></td><td></td><td></td><td></td><td></td><td></td><td></td></tr> </table>												1983	1984	1985	1986	1987	1988	1989	1990	1991	1992											1993	1994	1995	1996	1997	1998	1999	2000	2001	2002											2003	2004	2005	2006	2007	2008	2009	2010	2011	2012											2013	2014	2015	2016	2017	2018	2019	2020	2021	2022										
1983	1984	1985	1986	1987	1988	1989	1990	1991	1992																																																																																		
1993	1994	1995	1996	1997	1998	1999	2000	2001	2002																																																																																		
2003	2004	2005	2006	2007	2008	2009	2010	2011	2012																																																																																		
2013	2014	2015	2016	2017	2018	2019	2020	2021	2022																																																																																		

Nr.	Name	Label	Survey period	Survey frequency
-----	------	-------	---------------	------------------

3.97)	sq_200204_4	not necessary changing accountancy standards nor implementation	2002	Apr
-------	-------------	---	------	-----

Wording of the question

<p>04/2002</p> <p>Which of the following statements most closely corresponds to your views (please tick appropriate box):</p> <p>Neither the standards nor their implementation need to be changed <input type="checkbox"/></p>	Variable description																																																																																										
<p>Time span of the variable</p> <table border="1"> <tr><td></td><td></td><td></td><td></td><td></td><td></td><td></td><td></td><td></td><td></td></tr> <tr><td>1983</td><td>1984</td><td>1985</td><td>1986</td><td>1987</td><td>1988</td><td>1989</td><td>1990</td><td>1991</td><td>1992</td></tr> <tr><td></td><td></td><td></td><td></td><td></td><td></td><td></td><td></td><td></td><td></td></tr> <tr><td>1993</td><td>1994</td><td>1995</td><td>1996</td><td>1997</td><td>1998</td><td>1999</td><td>2000</td><td>2001</td><td>2002</td></tr> <tr><td></td><td></td><td></td><td></td><td></td><td></td><td></td><td></td><td></td><td></td></tr> <tr><td>2003</td><td>2004</td><td>2005</td><td>2006</td><td>2007</td><td>2008</td><td>2009</td><td>2010</td><td>2011</td><td>2012</td></tr> <tr><td></td><td></td><td></td><td></td><td></td><td></td><td></td><td></td><td></td><td></td></tr> <tr><td>2013</td><td>2014</td><td>2015</td><td>2016</td><td>2017</td><td>2018</td><td>2019</td><td>2020</td><td>2021</td><td>2022</td></tr> <tr><td></td><td></td><td></td><td></td><td></td><td></td><td></td><td></td><td></td><td></td></tr> </table>												1983	1984	1985	1986	1987	1988	1989	1990	1991	1992											1993	1994	1995	1996	1997	1998	1999	2000	2001	2002											2003	2004	2005	2006	2007	2008	2009	2010	2011	2012											2013	2014	2015	2016	2017	2018	2019	2020	2021	2022										
1983	1984	1985	1986	1987	1988	1989	1990	1991	1992																																																																																		
1993	1994	1995	1996	1997	1998	1999	2000	2001	2002																																																																																		
2003	2004	2005	2006	2007	2008	2009	2010	2011	2012																																																																																		
2013	2014	2015	2016	2017	2018	2019	2020	2021	2022																																																																																		

Nr.	Name	Label	Survey period	Survey frequency
-----	------	-------	---------------	------------------

3.98)	sq_200204_5	improved financial reporting by stronger regulation	2002	Apr
-------	-------------	---	------	-----

Wording of the question

<p>04/2002</p> <p>Please choose which of the following would contribute most effectively to improved financial reporting:</p> <p>Stronger regulation <input type="text"/></p>	Variable description																																								
<p>Time span of the variable</p> <table border="1"> <tr><td>1983</td><td>1984</td><td>1985</td><td>1986</td><td>1987</td><td>1988</td><td>1989</td><td>1990</td><td>1991</td><td>1992</td></tr> <tr><td>1993</td><td>1994</td><td>1995</td><td>1996</td><td>1997</td><td>1998</td><td>1999</td><td>2000</td><td>2001</td><td>2002</td></tr> <tr><td>2003</td><td>2004</td><td>2005</td><td>2006</td><td>2007</td><td>2008</td><td>2009</td><td>2010</td><td>2011</td><td>2012</td></tr> <tr><td>2013</td><td>2014</td><td>2015</td><td>2016</td><td>2017</td><td>2018</td><td>2019</td><td>2020</td><td>2021</td><td>2022</td></tr> </table>		1983	1984	1985	1986	1987	1988	1989	1990	1991	1992	1993	1994	1995	1996	1997	1998	1999	2000	2001	2002	2003	2004	2005	2006	2007	2008	2009	2010	2011	2012	2013	2014	2015	2016	2017	2018	2019	2020	2021	2022
1983	1984	1985	1986	1987	1988	1989	1990	1991	1992																																
1993	1994	1995	1996	1997	1998	1999	2000	2001	2002																																
2003	2004	2005	2006	2007	2008	2009	2010	2011	2012																																
2013	2014	2015	2016	2017	2018	2019	2020	2021	2022																																

Nr.	Name	Label	Survey period	Survey frequency
3.99)	sq_200204_6	improved financial reporting by stronger corporate governance	2002	Apr

Wording of the question

<p>04/2002</p> <p>Please choose which of the following would contribute most effectively to improved financial reporting:</p> <p>Stronger corporate governance, including disclosure <input type="text"/></p>	Variable description																																								
<p>Time span of the variable</p> <table border="1"> <tr><td>1983</td><td>1984</td><td>1985</td><td>1986</td><td>1987</td><td>1988</td><td>1989</td><td>1990</td><td>1991</td><td>1992</td></tr> <tr><td>1993</td><td>1994</td><td>1995</td><td>1996</td><td>1997</td><td>1998</td><td>1999</td><td>2000</td><td>2001</td><td>2002</td></tr> <tr><td>2003</td><td>2004</td><td>2005</td><td>2006</td><td>2007</td><td>2008</td><td>2009</td><td>2010</td><td>2011</td><td>2012</td></tr> <tr><td>2013</td><td>2014</td><td>2015</td><td>2016</td><td>2017</td><td>2018</td><td>2019</td><td>2020</td><td>2021</td><td>2022</td></tr> </table>		1983	1984	1985	1986	1987	1988	1989	1990	1991	1992	1993	1994	1995	1996	1997	1998	1999	2000	2001	2002	2003	2004	2005	2006	2007	2008	2009	2010	2011	2012	2013	2014	2015	2016	2017	2018	2019	2020	2021	2022
1983	1984	1985	1986	1987	1988	1989	1990	1991	1992																																
1993	1994	1995	1996	1997	1998	1999	2000	2001	2002																																
2003	2004	2005	2006	2007	2008	2009	2010	2011	2012																																
2013	2014	2015	2016	2017	2018	2019	2020	2021	2022																																

Nr.	Name	Label	Survey period	Survey frequency
3.100)	sq_200301_1	threat of global deflation	2003	Jan

Wording of the question

<p>01/2003</p> <p>How do you assess:</p> <p>- the threat of global deflation</p> <table border="1" style="margin-left: auto; margin-right: auto;"> <tr> <td>strong possibility</td> <td>possible</td> <td>an outside chance</td> <td>unlikely</td> </tr> <tr> <td>[1]</td> <td>[2]</td> <td>[3]</td> <td>[4]</td> </tr> </table>	strong possibility	possible	an outside chance	unlikely	[1]	[2]	[3]	[4]	Variable description		
strong possibility	possible	an outside chance	unlikely								
[1]	[2]	[3]	[4]								
<p>Time span of the variable</p> <table border="1"> <tr><td>1983</td><td>1984</td><td>1985</td><td>1986</td><td>1987</td><td>1988</td><td>1989</td><td>1990</td><td>1991</td><td>1992</td></tr> </table>		1983	1984	1985	1986	1987	1988	1989	1990	1991	1992
1983	1984	1985	1986	1987	1988	1989	1990	1991	1992		

1993	1994	1995	1996	1997	1998	1999	2000	2001	2002
2003	2004	2005	2006	2007	2008	2009	2010	2011	2012
2013	2014	2015	2016	2017	2018	2019	2020	2021	2022

Nr.	Name	Label	Survey period	Survey frequency
3.101)	sq_200301_2	threat of local deflation	2003	Jan

Wording of the question

<p>01/2003</p> <p>How do you assess:</p> <p>- the threat of local deflation, in your country or region</p> <table border="1" style="margin-left: auto; margin-right: auto;"> <tr> <td>already a problem [1]</td> <td>strong possibility [2]</td> <td>an outside chance [3]</td> <td>unlikely [4]</td> </tr> </table>	already a problem [1]	strong possibility [2]	an outside chance [3]	unlikely [4]	Variable description
already a problem [1]	strong possibility [2]	an outside chance [3]	unlikely [4]		

Time span of the variable

1983	1984	1985	1986	1987	1988	1989	1990	1991	1992
1993	1994	1995	1996	1997	1998	1999	2000	2001	2002
2003	2004	2005	2006	2007	2008	2009	2010	2011	2012
2013	2014	2015	2016	2017	2018	2019	2020	2021	2022

Nr.	Name	Label	Survey period	Survey frequency
3.102)	sq_200304_1	impact of anti terrorist measures on business	2003	Apr

Wording of the question

<p>04/2003</p> <p>Several governments are introducing new rules to forestall terrorist threats involving goods entering their territory. Among them is the new regulation requiring advance manifest information to be delivered to US authorities 24 hours before a cargo is loaded on a ship bound for the US - the so called 24-hour rule.</p> <p>How severe will the impact on business of this country be of measures now being implemented and in the pipeline?</p> <table border="1" style="margin-left: auto; margin-right: auto;"> <tr> <td>No impact [1]</td> <td>Slight [2]</td> <td>Severe [3]</td> <td>Very Severe [4]</td> </tr> </table>	No impact [1]	Slight [2]	Severe [3]	Very Severe [4]	Variable description
No impact [1]	Slight [2]	Severe [3]	Very Severe [4]		

Time span of the variable

1983	1984	1985	1986	1987	1988	1989	1990	1991	1992
1993	1994	1995	1996	1997	1998	1999	2000	2001	2002
2003	2004	2005	2006	2007	2008	2009	2010	2011	2012

2013	2014	2015	2016	2017	2018	2019	2020	2021	2022

Nr.	Name	Label	Survey period	Survey frequency
-----	------	-------	---------------	------------------

3.103)	sq_200304_2	satisfaction with cooperation with business for security	2003	Apr
--------	-------------	--	------	-----

Wording of the question

04/2003	Variable description								
<p>Several governments are introducing new rules to forestall terrorist threats involving goods entering their territory. Among them is the new regulation requiring advance manifest information to be delivered to US authorities 24 hours before a cargo is loaded on a ship bound for the US - the so called 24-hour rule.</p> <p>Are you satisfied that governments are cooperating sufficiently closely with business to increase the security of transborder shipments of goods?</p> <table border="1"> <tr> <td>Fully Satisfied</td> <td>Satisfied</td> <td>Dissatisfied</td> <td>Most dissatisfied</td> </tr> <tr> <td>[1]</td> <td>[2]</td> <td>[3]</td> <td>[4]</td> </tr> </table>	Fully Satisfied	Satisfied	Dissatisfied	Most dissatisfied	[1]	[2]	[3]	[4]	
Fully Satisfied	Satisfied	Dissatisfied	Most dissatisfied						
[1]	[2]	[3]	[4]						

Time span of the variable

1983	1984	1985	1986	1987	1988	1989	1990	1991	1992
1993	1994	1995	1996	1997	1998	1999	2000	2001	2002
2003	2004	2005	2006	2007	2008	2009	2010	2011	2012
2013	2014	2015	2016	2017	2018	2019	2020	2021	2022

Nr.	Name	Label	Survey period	Survey frequency
-----	------	-------	---------------	------------------

3.104)	sq_200304_3	satisfaction with emphasis on international security measures coordination	2003	Apr
--------	-------------	--	------	-----

Wording of the question

04/2003	Variable description								
<p>Several governments are introducing new rules to forestall terrorist threats involving goods entering their territory. Among them is the new regulation requiring advance manifest information to be delivered to US authorities 24 hours before a cargo is loaded on a ship bound for the US - the so called 24-hour rule.</p> <p>How satisfied are you that government are placing sufficient emphasis on international coordination of security measures so that companies are not faced with conflicting requirements?</p> <table border="1"> <tr> <td>Fully Satisfied</td> <td>Satisfied</td> <td>Dissatisfied</td> <td>Most dissatisfied</td> </tr> <tr> <td>[1]</td> <td>[2]</td> <td>[3]</td> <td>[4]</td> </tr> </table>	Fully Satisfied	Satisfied	Dissatisfied	Most dissatisfied	[1]	[2]	[3]	[4]	
Fully Satisfied	Satisfied	Dissatisfied	Most dissatisfied						
[1]	[2]	[3]	[4]						

Time span of the variable

1983	1984	1985	1986	1987	1988	1989	1990	1991	1992
1993	1994	1995	1996	1997	1998	1999	2000	2001	2002
2003	2004	2005	2006	2007	2008	2009	2010	2011	2012
2013	2014	2015	2016	2017	2018	2019	2020	2021	2022

--	--	--	--	--	--

Nr.	Name	Label	Survey period	Survey frequency
3.105)	sq_200307_1	impact of SARS on economic growth	2003	Jul

Wording of the question

<p>07/2003</p> <p>What has been the impact of SARS on economic growth in your country?</p> <table border="1" style="margin-left: auto; margin-right: auto;"> <tr> <td>none</td> <td>slight</td> <td>severe</td> <td>very severe</td> </tr> <tr> <td>[1]</td> <td>[2]</td> <td>[3]</td> <td>[4]</td> </tr> </table>	none	slight	severe	very severe	[1]	[2]	[3]	[4]	Variable description
none	slight	severe	very severe						
[1]	[2]	[3]	[4]						

Time span of the variable

1983	1984	1985	1986	1987	1988	1989	1990	1991	1992
1993	1994	1995	1996	1997	1998	1999	2000	2001	2002
2003	2004	2005	2006	2007	2008	2009	2010	2011	2012
2013	2014	2015	2016	2017	2018	2019	2020	2021	2022

Nr.	Name	Label	Survey period	Survey frequency
3.106)	sq_200307_2	business travel cut due to SARS	2003	Jul

Wording of the question

<p>07/2003</p> <p>Have you cut down un business travel as a result of SARS?</p> <table border="1" style="margin-left: auto; margin-right: auto;"> <tr> <td>no change</td> <td>very little</td> <td>significantly</td> <td>very significantly</td> </tr> <tr> <td>[1]</td> <td>[2]</td> <td>[3]</td> <td>[4]</td> </tr> </table>	no change	very little	significantly	very significantly	[1]	[2]	[3]	[4]	Variable description
no change	very little	significantly	very significantly						
[1]	[2]	[3]	[4]						

Time span of the variable

1983	1984	1985	1986	1987	1988	1989	1990	1991	1992
1993	1994	1995	1996	1997	1998	1999	2000	2001	2002
2003	2004	2005	2006	2007	2008	2009	2010	2011	2012
2013	2014	2015	2016	2017	2018	2019	2020	2021	2022

Nr.	Name	Label	Survey period	Survey frequency
3.107)	sq_200307_3	expected negative impact of SARS on business relationships	2003	Jul

Wording of the question

	Variable description
--	----------------------

07/2003

Do you think that SARS epidemic will have a negative impact on business relationships or foreign direct investments to countries affected by SARS?

no impact	slight/ temporary	long-time impact	depends on further develop- ment
[1]	[2]	[3]	[4]

Time span of the variable

1983	1984	1985	1986	1987	1988	1989	1990	1991	1992
1993	1994	1995	1996	1997	1998	1999	2000	2001	2002
2003	2004	2005	2006	2007	2008	2009	2010	2011	2012
2013	2014	2015	2016	2017	2018	2019	2020	2021	2022

Nr.	Name	Label	Survey period	Survey frequency
3.108)	sq_200310_1	effect of spam on legitimate online marketing	2003	Oct

Wording of the question

10/2003	Variable description								
How severely is Spam affecting prospects to legitimate online marketing over the Internet?									
<table border="1"> <tr> <td>not at all</td> <td>slightly</td> <td>severely</td> <td>very severely</td> </tr> <tr> <td>[1]</td> <td>[2]</td> <td>[3]</td> <td>[4]</td> </tr> </table>	not at all	slightly	severely	very severely	[1]	[2]	[3]	[4]	
not at all	slightly	severely	very severely						
[1]	[2]	[3]	[4]						

Time span of the variable

1983	1984	1985	1986	1987	1988	1989	1990	1991	1992
1993	1994	1995	1996	1997	1998	1999	2000	2001	2002
2003	2004	2005	2006	2007	2008	2009	2010	2011	2012
2013	2014	2015	2016	2017	2018	2019	2020	2021	2022

Nr.	Name	Label	Survey period	Survey frequency
3.109)	sq_200310_2	spam: legitimate online marketing constrained	2003	Oct

Wording of the question

10/2003	Variable description								
As governments seek to legislate against harmful spam, is legitimate online marketing likely to be constrained?									
<table border="1"> <tr> <td>very likely</td> <td>likely</td> <td>unlikely</td> <td>not at all</td> </tr> <tr> <td>[1]</td> <td>[2]</td> <td>[3]</td> <td>[4]</td> </tr> </table>	very likely	likely	unlikely	not at all	[1]	[2]	[3]	[4]	
very likely	likely	unlikely	not at all						
[1]	[2]	[3]	[4]						

Time span of the variable									
1983	1984	1985	1986	1987	1988	1989	1990	1991	1992
1993	1994	1995	1996	1997	1998	1999	2000	2001	2002
2003	2004	2005	2006	2007	2008	2009	2010	2011	2012
2013	2014	2015	2016	2017	2018	2019	2020	2021	2022

Nr.	Name	Label	Survey period	Survey frequency
3.110)	sq_200310_3	spam: hampering your business	2003	Oct

Wording of the question																	
10/2003																	
To what extent is spam hampering your own business?																	
<table border="1"> <tr> <td>not at all</td><td>slightly</td><td>somewhat</td><td>severely</td></tr> <tr> <td>[1]</td><td>[2]</td><td>[3]</td><td>[4]</td></tr> </table>										not at all	slightly	somewhat	severely	[1]	[2]	[3]	[4]
not at all	slightly	somewhat	severely														
[1]	[2]	[3]	[4]														
Variable description																	
Time span of the variable																	
1983	1984	1985	1986	1987	1988	1989	1990	1991	1992								
1993	1994	1995	1996	1997	1998	1999	2000	2001	2002								
2003	2004	2005	2006	2007	2008	2009	2010	2011	2012								
2013	2014	2015	2016	2017	2018	2019	2020	2021	2022								

Nr.	Name	Label	Survey period	Survey frequency
3.111)	sq_200401_1	fear of terrorism affects business prospects	2004	Jan

Wording of the question																	
01/2004																	
Fears of terrorist attacks have affected business prospects for 2004 in my country:																	
<table border="1"> <tr> <td>not at all</td><td>slightly</td><td>severely</td><td>very severely</td></tr> <tr> <td>[1]</td><td>[2]</td><td>[3]</td><td>[4]</td></tr> </table>										not at all	slightly	severely	very severely	[1]	[2]	[3]	[4]
not at all	slightly	severely	very severely														
[1]	[2]	[3]	[4]														
Variable description																	
Time span of the variable																	
1983	1984	1985	1986	1987	1988	1989	1990	1991	1992								
1993	1994	1995	1996	1997	1998	1999	2000	2001	2002								
2003	2004	2005	2006	2007	2008	2009	2010	2011	2012								
2013	2014	2015	2016	2017	2018	2019	2020	2021	2022								

--	--	--	--	--	--	--	--	--	--

Nr.	Name	Label	Survey period	Survey frequency
-----	------	-------	---------------	------------------

3.112)	sq_200401_2	cost increases from anti-terrorism security measures	2004	Jan
--------	-------------	--	------	-----

Wording of the question

<p>01/2004</p> <p>Cost increases for business in my country resulting from government security measures being implemented after the 11 September 2001 attack on the World Trade Center have been:</p> <table border="1" style="margin-left: auto; margin-right: auto;"> <tr> <td>negligible</td> <td>moderate</td> <td>heavy</td> <td>very heavy</td> </tr> <tr> <td>[1]</td> <td>[2]</td> <td>[3]</td> <td>[4]</td> </tr> </table>	negligible	moderate	heavy	very heavy	[1]	[2]	[3]	[4]	Variable description
negligible	moderate	heavy	very heavy						
[1]	[2]	[3]	[4]						

Time span of the variable

1983	1984	1985	1986	1987	1988	1989	1990	1991	1992
1993	1994	1995	1996	1997	1998	1999	2000	2001	2002
2003	2004	2005	2006	2007	2008	2009	2010	2011	2012
2013	2014	2015	2016	2017	2018	2019	2020	2021	2022

Nr.	Name	Label	Survey period	Survey frequency
-----	------	-------	---------------	------------------

3.113)	sq_200401_3	economic prospects 1-2 years	2004	Jan
--------	-------------	------------------------------	------	-----

Wording of the question

<p>01/2004</p> <p>How would you characterize the economic prospects in your country for the next 1 to 2 years:</p> <table border="1" style="margin-left: auto; margin-right: auto;"> <tr> <td></td> <td>current economic upturn will continue</td> <td>[1]</td> </tr> <tr> <td></td> <td>current economic upturn will level off soon</td> <td>[2]</td> </tr> <tr> <td></td> <td>currently low economic performance will improve</td> <td>[3]</td> </tr> <tr> <td></td> <td>economic performance remains at low level</td> <td>[4]</td> </tr> <tr> <td></td> <td>economic performance will deteriorate</td> <td>[5]</td> </tr> <tr> <td></td> <td>no assessment possible at moment</td> <td>[6]</td> </tr> </table>		current economic upturn will continue	[1]		current economic upturn will level off soon	[2]		currently low economic performance will improve	[3]		economic performance remains at low level	[4]		economic performance will deteriorate	[5]		no assessment possible at moment	[6]	Variable description
	current economic upturn will continue	[1]																	
	current economic upturn will level off soon	[2]																	
	currently low economic performance will improve	[3]																	
	economic performance remains at low level	[4]																	
	economic performance will deteriorate	[5]																	
	no assessment possible at moment	[6]																	

Time span of the variable

1983	1984	1985	1986	1987	1988	1989	1990	1991	1992
1993	1994	1995	1996	1997	1998	1999	2000	2001	2002
2003	2004	2005	2006	2007	2008	2009	2010	2011	2012
2013	2014	2015	2016	2017	2018	2019	2020	2021	2022

Nr.	Name	Label	Survey period	Survey frequency
-----	------	-------	---------------	------------------

3.114) **sq_200404_1** importance that Doha round gets back on track **2004** **Apr**

Wording of the question

<p>04/2004</p> <p>How important is it to your business/the economy of your country that the Doha Round gets back on track?</p> <table border="1" style="margin-left: auto; margin-right: auto;"> <tr> <td style="text-align: center;">very important [1]</td> <td style="text-align: center;">important [2]</td> <td style="text-align: center;">not important [3]</td> <td style="text-align: center;">no answer [4]</td> </tr> <tr> <td style="height: 15px;"></td> <td></td> <td></td> <td></td> </tr> </table>	very important [1]	important [2]	not important [3]	no answer [4]					Variable description																																																																								
very important [1]	important [2]	not important [3]	no answer [4]																																																																														
<p>Time span of the variable</p> <table border="1" style="width: 100%; text-align: center;"> <tr> <td>1983</td><td>1984</td><td>1985</td><td>1986</td><td>1987</td><td>1988</td><td>1989</td><td>1990</td><td>1991</td><td>1992</td> </tr> <tr> <td style="background-color: #e0f2f7;"></td><td style="background-color: #e0f2f7;"></td><td style="background-color: #e0f2f7;"></td><td style="background-color: #e0f2f7;"></td><td style="background-color: #e0f2f7;"></td><td style="background-color: #e0f2f7;"></td><td style="background-color: #e0f2f7;"></td><td style="background-color: #e0f2f7;"></td><td style="background-color: #e0f2f7;"></td><td style="background-color: #e0f2f7;"></td> </tr> <tr> <td>1993</td><td>1994</td><td>1995</td><td>1996</td><td>1997</td><td>1998</td><td>1999</td><td>2000</td><td>2001</td><td>2002</td> </tr> <tr> <td style="background-color: #e0f2f7;"></td><td style="background-color: #e0f2f7;"></td><td style="background-color: #e0f2f7;"></td><td style="background-color: #e0f2f7;"></td><td style="background-color: #e0f2f7;"></td><td style="background-color: #e0f2f7;"></td><td style="background-color: #e0f2f7;"></td><td style="background-color: #e0f2f7;"></td><td style="background-color: #e0f2f7;"></td><td style="background-color: #e0f2f7;"></td> </tr> <tr> <td>2003</td><td>2004</td><td>2005</td><td>2006</td><td>2007</td><td>2008</td><td>2009</td><td>2010</td><td>2011</td><td>2012</td> </tr> <tr> <td style="background-color: #e0f2f7;"></td><td style="background-color: #e0f2f7;"></td><td style="background-color: #e0f2f7;"></td><td style="background-color: #e0f2f7;"></td><td style="background-color: #e0f2f7;"></td><td style="background-color: #e0f2f7;"></td><td style="background-color: #e0f2f7;"></td><td style="background-color: #e0f2f7;"></td><td style="background-color: #e0f2f7;"></td><td style="background-color: #e0f2f7;"></td> </tr> <tr> <td>2013</td><td>2014</td><td>2015</td><td>2016</td><td>2017</td><td>2018</td><td>2019</td><td>2020</td><td>2021</td><td>2022</td> </tr> <tr> <td style="background-color: #e0f2f7;"></td><td style="background-color: #e0f2f7;"></td><td style="background-color: #e0f2f7;"></td><td style="background-color: #e0f2f7;"></td><td style="background-color: #e0f2f7;"></td><td style="background-color: #e0f2f7;"></td><td style="background-color: #e0f2f7;"></td><td style="background-color: #e0f2f7;"></td><td style="background-color: #e0f2f7;"></td><td style="background-color: #e0f2f7;"></td> </tr> </table>		1983	1984	1985	1986	1987	1988	1989	1990	1991	1992											1993	1994	1995	1996	1997	1998	1999	2000	2001	2002											2003	2004	2005	2006	2007	2008	2009	2010	2011	2012											2013	2014	2015	2016	2017	2018	2019	2020	2021	2022										
1983	1984	1985	1986	1987	1988	1989	1990	1991	1992																																																																								
1993	1994	1995	1996	1997	1998	1999	2000	2001	2002																																																																								
2003	2004	2005	2006	2007	2008	2009	2010	2011	2012																																																																								
2013	2014	2015	2016	2017	2018	2019	2020	2021	2022																																																																								

Nr.	Name	Label	Survey period	Survey frequency
-----	------	-------	---------------	------------------

3.115) **sq_200404_2** satisfaction with containment of protectionism **2004** **Apr**

Wording of the question

<p>04/2004</p> <p>How satisfied are you with the efforts of the world's political leaders to contain protectionist pressures and to promote a better understanding among electorates of the benefits of an open international trade system?</p> <table border="1" style="margin-left: auto; margin-right: auto;"> <tr> <td style="text-align: center;">fully satisfied [1]</td> <td style="text-align: center;">satisfied [2]</td> <td style="text-align: center;">dis-satisfied [3]</td> <td style="text-align: center;">no answer [4]</td> </tr> <tr> <td style="height: 15px;"></td> <td></td> <td></td> <td></td> </tr> </table>	fully satisfied [1]	satisfied [2]	dis-satisfied [3]	no answer [4]					Variable description																																																																								
fully satisfied [1]	satisfied [2]	dis-satisfied [3]	no answer [4]																																																																														
<p>Time span of the variable</p> <table border="1" style="width: 100%; text-align: center;"> <tr> <td>1983</td><td>1984</td><td>1985</td><td>1986</td><td>1987</td><td>1988</td><td>1989</td><td>1990</td><td>1991</td><td>1992</td> </tr> <tr> <td style="background-color: #e0f2f7;"></td><td style="background-color: #e0f2f7;"></td><td style="background-color: #e0f2f7;"></td><td style="background-color: #e0f2f7;"></td><td style="background-color: #e0f2f7;"></td><td style="background-color: #e0f2f7;"></td><td style="background-color: #e0f2f7;"></td><td style="background-color: #e0f2f7;"></td><td style="background-color: #e0f2f7;"></td><td style="background-color: #e0f2f7;"></td> </tr> <tr> <td>1993</td><td>1994</td><td>1995</td><td>1996</td><td>1997</td><td>1998</td><td>1999</td><td>2000</td><td>2001</td><td>2002</td> </tr> <tr> <td style="background-color: #e0f2f7;"></td><td style="background-color: #e0f2f7;"></td><td style="background-color: #e0f2f7;"></td><td style="background-color: #e0f2f7;"></td><td style="background-color: #e0f2f7;"></td><td style="background-color: #e0f2f7;"></td><td style="background-color: #e0f2f7;"></td><td style="background-color: #e0f2f7;"></td><td style="background-color: #e0f2f7;"></td><td style="background-color: #e0f2f7;"></td> </tr> <tr> <td>2003</td><td>2004</td><td>2005</td><td>2006</td><td>2007</td><td>2008</td><td>2009</td><td>2010</td><td>2011</td><td>2012</td> </tr> <tr> <td style="background-color: #e0f2f7;"></td><td style="background-color: #e0f2f7;"></td><td style="background-color: #e0f2f7;"></td><td style="background-color: #e0f2f7;"></td><td style="background-color: #e0f2f7;"></td><td style="background-color: #e0f2f7;"></td><td style="background-color: #e0f2f7;"></td><td style="background-color: #e0f2f7;"></td><td style="background-color: #e0f2f7;"></td><td style="background-color: #e0f2f7;"></td> </tr> <tr> <td>2013</td><td>2014</td><td>2015</td><td>2016</td><td>2017</td><td>2018</td><td>2019</td><td>2020</td><td>2021</td><td>2022</td> </tr> <tr> <td style="background-color: #e0f2f7;"></td><td style="background-color: #e0f2f7;"></td><td style="background-color: #e0f2f7;"></td><td style="background-color: #e0f2f7;"></td><td style="background-color: #e0f2f7;"></td><td style="background-color: #e0f2f7;"></td><td style="background-color: #e0f2f7;"></td><td style="background-color: #e0f2f7;"></td><td style="background-color: #e0f2f7;"></td><td style="background-color: #e0f2f7;"></td> </tr> </table>		1983	1984	1985	1986	1987	1988	1989	1990	1991	1992											1993	1994	1995	1996	1997	1998	1999	2000	2001	2002											2003	2004	2005	2006	2007	2008	2009	2010	2011	2012											2013	2014	2015	2016	2017	2018	2019	2020	2021	2022										
1983	1984	1985	1986	1987	1988	1989	1990	1991	1992																																																																								
1993	1994	1995	1996	1997	1998	1999	2000	2001	2002																																																																								
2003	2004	2005	2006	2007	2008	2009	2010	2011	2012																																																																								
2013	2014	2015	2016	2017	2018	2019	2020	2021	2022																																																																								

Nr.	Name	Label	Survey period	Survey frequency
-----	------	-------	---------------	------------------

3.116) **sq_200407_1** impact of globalization on economy (country) **2004** **Jul**

Wording of the question

<p>07/2004</p> <p>To what extent has the economy of your contry been affected by globalization?</p> <table border="1" style="margin-left: auto; margin-right: auto;"> <tr> <td style="text-align: center;">very signifi- cantly</td> <td style="text-align: center;">signifi-cantly</td> <td style="text-align: center;">slightly</td> <td style="text-align: center;">no impact</td> </tr> <tr> <td style="height: 15px;"></td> <td></td> <td></td> <td></td> </tr> </table>	very signifi- cantly	signifi-cantly	slightly	no impact					Variable description
very signifi- cantly	signifi-cantly	slightly	no impact						

	[1]	[2]	[3]	[4]	

Time span of the variable

1983	1984	1985	1986	1987	1988	1989	1990	1991	1992
1993	1994	1995	1996	1997	1998	1999	2000	2001	2002
2003	2004	2005	2006	2007	2008	2009	2010	2011	2012
2013	2014	2015	2016	2017	2018	2019	2020	2021	2022

Nr.	Name	Label	Survey period	Survey frequency
-----	------	-------	---------------	------------------

3.117)	sq_200407_2	impact of globalization on economic welfare (country)	2004	Jul
--------	-------------	---	------	-----

Wording of the question

07/2004	<p>How would you describe the impact of globalization on the economic welfare of your country?</p> <table border="1"> <tr> <td>very positively</td> <td>positively</td> <td>both positively and negatively</td> <td>negatively</td> </tr> <tr> <td>[1]</td> <td>[2]</td> <td>[3]</td> <td>[4]</td> </tr> <tr> <td></td> <td></td> <td></td> <td></td> </tr> </table>	very positively	positively	both positively and negatively	negatively	[1]	[2]	[3]	[4]					Variable description
very positively	positively	both positively and negatively	negatively											
[1]	[2]	[3]	[4]											

Time span of the variable

1983	1984	1985	1986	1987	1988	1989	1990	1991	1992
1993	1994	1995	1996	1997	1998	1999	2000	2001	2002
2003	2004	2005	2006	2007	2008	2009	2010	2011	2012
2013	2014	2015	2016	2017	2018	2019	2020	2021	2022

Nr.	Name	Label	Survey period	Survey frequency
-----	------	-------	---------------	------------------

3.118)	sq_200407_3	impact of globalization on economic welfare (world)	2004	Jul
--------	-------------	---	------	-----

Wording of the question

07/2004	<p>How would you judge the impact of globalization on world economic welfare?</p> <table border="1"> <tr> <td>very positively</td> <td>positively</td> <td>both positively and negatively</td> <td>negatively</td> </tr> <tr> <td>[1]</td> <td>[2]</td> <td>[3]</td> <td>[4]</td> </tr> <tr> <td></td> <td></td> <td></td> <td></td> </tr> </table>	very positively	positively	both positively and negatively	negatively	[1]	[2]	[3]	[4]					Variable description
very positively	positively	both positively and negatively	negatively											
[1]	[2]	[3]	[4]											

Time span of the variable

1983	1984	1985	1986	1987	1988	1989	1990	1991	1992

1993	1994	1995	1996	1997	1998	1999	2000	2001	2002
2003	2004	2005	2006	2007	2008	2009	2010	2011	2012
2013	2014	2015	2016	2017	2018	2019	2020	2021	2022

Nr.	Name	Label	Survey period	Survey frequency
3.119)	sq_200410_1	official unemployment rate	2004	Oct

Wording of the question

<p>10/2004</p> <p>Your country's official unemployment rate at present is (percentage of labour force actively seeking work, out of the total number of employable persons)</p> <p>_____ %</p>	Variable description																																								
<p>Time span of the variable</p> <table border="1"> <tr><td>1983</td><td>1984</td><td>1985</td><td>1986</td><td>1987</td><td>1988</td><td>1989</td><td>1990</td><td>1991</td><td>1992</td></tr> <tr><td>1993</td><td>1994</td><td>1995</td><td>1996</td><td>1997</td><td>1998</td><td>1999</td><td>2000</td><td>2001</td><td>2002</td></tr> <tr><td>2003</td><td>2004</td><td>2005</td><td>2006</td><td>2007</td><td>2008</td><td>2009</td><td>2010</td><td>2011</td><td>2012</td></tr> <tr><td>2013</td><td>2014</td><td>2015</td><td>2016</td><td>2017</td><td>2018</td><td>2019</td><td>2020</td><td>2021</td><td>2022</td></tr> </table>		1983	1984	1985	1986	1987	1988	1989	1990	1991	1992	1993	1994	1995	1996	1997	1998	1999	2000	2001	2002	2003	2004	2005	2006	2007	2008	2009	2010	2011	2012	2013	2014	2015	2016	2017	2018	2019	2020	2021	2022
1983	1984	1985	1986	1987	1988	1989	1990	1991	1992																																
1993	1994	1995	1996	1997	1998	1999	2000	2001	2002																																
2003	2004	2005	2006	2007	2008	2009	2010	2011	2012																																
2013	2014	2015	2016	2017	2018	2019	2020	2021	2022																																

Nr.	Name	Label	Survey period	Survey frequency
3.120)	sq_200410_2	persons seeking work compared to official unemployment rate	2004	Oct

Wording of the question

<p>10/2004</p> <p>The effective number of persons seeking work compared to the official rate is</p> <table border="1" style="margin-left: auto; margin-right: auto;"> <tr> <td>higher</td> <td>about the same</td> <td>lower</td> </tr> <tr> <td>[1]</td> <td>[2]</td> <td>[3]</td> </tr> </table>	higher	about the same	lower	[1]	[2]	[3]	Variable description																																		
higher	about the same	lower																																							
[1]	[2]	[3]																																							
<p>Time span of the variable</p> <table border="1"> <tr><td>1983</td><td>1984</td><td>1985</td><td>1986</td><td>1987</td><td>1988</td><td>1989</td><td>1990</td><td>1991</td><td>1992</td></tr> <tr><td>1993</td><td>1994</td><td>1995</td><td>1996</td><td>1997</td><td>1998</td><td>1999</td><td>2000</td><td>2001</td><td>2002</td></tr> <tr><td>2003</td><td>2004</td><td>2005</td><td>2006</td><td>2007</td><td>2008</td><td>2009</td><td>2010</td><td>2011</td><td>2012</td></tr> <tr><td>2013</td><td>2014</td><td>2015</td><td>2016</td><td>2017</td><td>2018</td><td>2019</td><td>2020</td><td>2021</td><td>2022</td></tr> </table>		1983	1984	1985	1986	1987	1988	1989	1990	1991	1992	1993	1994	1995	1996	1997	1998	1999	2000	2001	2002	2003	2004	2005	2006	2007	2008	2009	2010	2011	2012	2013	2014	2015	2016	2017	2018	2019	2020	2021	2022
1983	1984	1985	1986	1987	1988	1989	1990	1991	1992																																
1993	1994	1995	1996	1997	1998	1999	2000	2001	2002																																
2003	2004	2005	2006	2007	2008	2009	2010	2011	2012																																
2013	2014	2015	2016	2017	2018	2019	2020	2021	2022																																

Nr.	Name	Label	Survey period	Survey frequency
-----	------	-------	---------------	------------------

3.121) sq_200410_3 approx. effective unemployment rate 2004 Oct

Wording of the question

<p>10/2004</p> <p>The effective number of persons seeking work compared to the official rate is</p> <p>[...]</p> <p>approximate effective rate is _____ %</p>	Variable description																																								
<p>Time span of the variable</p> <table border="1"> <tr><td>1983</td><td>1984</td><td>1985</td><td>1986</td><td>1987</td><td>1988</td><td>1989</td><td>1990</td><td>1991</td><td>1992</td></tr> <tr><td>1993</td><td>1994</td><td>1995</td><td>1996</td><td>1997</td><td>1998</td><td>1999</td><td>2000</td><td>2001</td><td>2002</td></tr> <tr><td>2003</td><td>2004</td><td>2005</td><td>2006</td><td>2007</td><td>2008</td><td>2009</td><td>2010</td><td>2011</td><td>2012</td></tr> <tr><td>2013</td><td>2014</td><td>2015</td><td>2016</td><td>2017</td><td>2018</td><td>2019</td><td>2020</td><td>2021</td><td>2022</td></tr> </table>		1983	1984	1985	1986	1987	1988	1989	1990	1991	1992	1993	1994	1995	1996	1997	1998	1999	2000	2001	2002	2003	2004	2005	2006	2007	2008	2009	2010	2011	2012	2013	2014	2015	2016	2017	2018	2019	2020	2021	2022
1983	1984	1985	1986	1987	1988	1989	1990	1991	1992																																
1993	1994	1995	1996	1997	1998	1999	2000	2001	2002																																
2003	2004	2005	2006	2007	2008	2009	2010	2011	2012																																
2013	2014	2015	2016	2017	2018	2019	2020	2021	2022																																

Nr. Name Label Survey period Survey frequency

3.122) sq_200410_4 employment next year vs. this year 2004 Oct

Wording of the question

<p>10/2004</p> <p>Given the economic growth expectation in your country, the number of employed persons in 2005 compared to 2004 will be</p> <table border="1" style="margin-left: auto; margin-right: auto;"> <tr> <td>higher</td> <td>about the same</td> <td>lower</td> </tr> <tr> <td>[1]</td> <td>[2]</td> <td>[3]</td> </tr> </table>	higher	about the same	lower	[1]	[2]	[3]	Variable description																																		
higher	about the same	lower																																							
[1]	[2]	[3]																																							
<p>Time span of the variable</p> <table border="1"> <tr><td>1983</td><td>1984</td><td>1985</td><td>1986</td><td>1987</td><td>1988</td><td>1989</td><td>1990</td><td>1991</td><td>1992</td></tr> <tr><td>1993</td><td>1994</td><td>1995</td><td>1996</td><td>1997</td><td>1998</td><td>1999</td><td>2000</td><td>2001</td><td>2002</td></tr> <tr><td>2003</td><td>2004</td><td>2005</td><td>2006</td><td>2007</td><td>2008</td><td>2009</td><td>2010</td><td>2011</td><td>2012</td></tr> <tr><td>2013</td><td>2014</td><td>2015</td><td>2016</td><td>2017</td><td>2018</td><td>2019</td><td>2020</td><td>2021</td><td>2022</td></tr> </table>		1983	1984	1985	1986	1987	1988	1989	1990	1991	1992	1993	1994	1995	1996	1997	1998	1999	2000	2001	2002	2003	2004	2005	2006	2007	2008	2009	2010	2011	2012	2013	2014	2015	2016	2017	2018	2019	2020	2021	2022
1983	1984	1985	1986	1987	1988	1989	1990	1991	1992																																
1993	1994	1995	1996	1997	1998	1999	2000	2001	2002																																
2003	2004	2005	2006	2007	2008	2009	2010	2011	2012																																
2013	2014	2015	2016	2017	2018	2019	2020	2021	2022																																

Nr. Name Label Survey period Survey frequency

3.123) sq_200501_1 ip theft problem for business (general) 2005 Jan

Wording of the question

<p>01/2005</p> <p>Counterfeit products and the theft of intellectual property are among the most pressing problems facing business today.</p> <table border="1" style="margin-left: auto; margin-right: auto;"> <tr> <td>business in general</td> <td>strongly agree</td> <td>agree</td> <td>disagree</td> <td>strongly disagree</td> </tr> <tr> <td></td> <td>[1]</td> <td>[2]</td> <td>[3]</td> <td>[4]</td> </tr> </table>	business in general	strongly agree	agree	disagree	strongly disagree		[1]	[2]	[3]	[4]	Variable description
business in general	strongly agree	agree	disagree	strongly disagree							
	[1]	[2]	[3]	[4]							

1983	1984	1985	1986	1987	1988	1989	1990	1991	1992
1993	1994	1995	1996	1997	1998	1999	2000	2001	2002
2003	2004	2005	2006	2007	2008	2009	2010	2011	2012
2013	2014	2015	2016	2017	2018	2019	2020	2021	2022

Nr.	Name	Label	Survey period	Survey frequency
3.124)	sq_200501_2	ip theft problem for business (country)	2005	Jan

Wording of the question

<p>01/2005</p> <p>Counterfeit products and the theft of intellectual property are among the most pressing problems facing business today.</p> <table border="1" style="margin-left: auto; margin-right: auto;"> <tr> <td style="width: 20%;">business in my country</td> <td style="width: 15%;">strongly agree [1]</td> <td style="width: 15%;">agree [2]</td> <td style="width: 15%;">disagree [3]</td> <td style="width: 15%;">strongly disagree [4]</td> </tr> </table>	business in my country	strongly agree [1]	agree [2]	disagree [3]	strongly disagree [4]	<p>Variable description</p>
business in my country	strongly agree [1]	agree [2]	disagree [3]	strongly disagree [4]		

1983	1984	1985	1986	1987	1988	1989	1990	1991	1992
1993	1994	1995	1996	1997	1998	1999	2000	2001	2002
2003	2004	2005	2006	2007	2008	2009	2010	2011	2012
2013	2014	2015	2016	2017	2018	2019	2020	2021	2022

Nr.	Name	Label	Survey period	Survey frequency
3.125)	sq_200501_3	ip theft protection by government necessary (general)	2005	Jan

Wording of the question

<p>01/2005</p> <p>Governments should undertake more efforts to enforce current legislation intended to protect intellectual property and prosecute intellectual property theft.</p> <table border="1" style="margin-left: auto; margin-right: auto;"> <tr> <td style="width: 20%;">in general</td> <td style="width: 15%;">strongly agree [1]</td> <td style="width: 15%;">agree [2]</td> <td style="width: 15%;">disagree [3]</td> <td style="width: 15%;">strongly disagree [4]</td> </tr> </table>	in general	strongly agree [1]	agree [2]	disagree [3]	strongly disagree [4]	<p>Variable description</p>
in general	strongly agree [1]	agree [2]	disagree [3]	strongly disagree [4]		

1983	1984	1985	1986	1987	1988	1989	1990	1991	1992
1993	1994	1995	1996	1997	1998	1999	2000	2001	2002

2003	2004	2005	2006	2007	2008	2009	2010	2011	2012
2013	2014	2015	2016	2017	2018	2019	2020	2021	2022

Nr.	Name	Label	Survey period	Survey frequency
3.126)	sq_200501_4	ip theft protection by government necessary (country)	2005	Jan

Wording of the question

01/2005	Variable description									
<p>Governments should undertake more efforts to enforce current legislation intended to protect intellectual property and prosecute intellectual property theft.</p> <table border="1"> <tr> <td rowspan="2">in my country</td> <td>strongly agree</td> <td>agree</td> <td>disagree</td> <td>strongly disagree</td> </tr> <tr> <td>[1]</td> <td>[2]</td> <td>[3]</td> <td>[4]</td> </tr> </table>	in my country	strongly agree	agree	disagree	strongly disagree	[1]	[2]	[3]	[4]	
in my country		strongly agree	agree	disagree	strongly disagree					
	[1]	[2]	[3]	[4]						

Time span of the variable

1983	1984	1985	1986	1987	1988	1989	1990	1991	1992
1993	1994	1995	1996	1997	1998	1999	2000	2001	2002
2003	2004	2005	2006	2007	2008	2009	2010	2011	2012
2013	2014	2015	2016	2017	2018	2019	2020	2021	2022

Nr.	Name	Label	Survey period	Survey frequency
3.127)	sq_200504_1	necessity G8 ensuring Doha round conclusion	2005	Apr

Wording of the question

04/2005	Variable description								
<p>As the G8 Summit approaches in early July, the G8 leaders should make it a priority to ensure trade negotiators in Geneva make enough progress between now and the ministerial conference in Hong Kong in December for ministers to lock in that progress, ensuring the successful conclusion of the Doha round in 2006.</p> <table border="1"> <tr> <td>strongly agree</td> <td>agree</td> <td>disagree</td> <td>strongly disagree</td> </tr> <tr> <td>[1]</td> <td>[2]</td> <td>[3]</td> <td>[4]</td> </tr> </table>	strongly agree	agree	disagree	strongly disagree	[1]	[2]	[3]	[4]	
strongly agree	agree	disagree	strongly disagree						
[1]	[2]	[3]	[4]						

Time span of the variable

1983	1984	1985	1986	1987	1988	1989	1990	1991	1992
1993	1994	1995	1996	1997	1998	1999	2000	2001	2002
2003	2004	2005	2006	2007	2008	2009	2010	2011	2012
2013	2014	2015	2016	2017	2018	2019	2020	2021	2022

--	--	--	--	--	--

Nr.	Name	Label	Survey period	Survey frequency
-----	------	-------	---------------	------------------

3.128)	sq_200504_2	Doha round contributes to achieve Millenium Development Goals	2005	Apr
--------	-------------	---	------	-----

Wording of the question

<p>04/2005</p> <p>A successfull Doha round with meaningful results in terms of market access for developing countries will make a significant contribution to the achievement of the Millenium Development Goals in terms of economic development and poverty alleviation.</p> <table border="1" style="margin-left: auto; margin-right: auto;"> <tr> <td>strongly agree</td> <td>agree</td> <td>disagree</td> <td>strongly disagree</td> </tr> <tr> <td>[1]</td> <td>[2]</td> <td>[3]</td> <td>[4]</td> </tr> <tr> <td></td> <td></td> <td></td> <td></td> </tr> </table>	strongly agree	agree	disagree	strongly disagree	[1]	[2]	[3]	[4]					Variable description
strongly agree	agree	disagree	strongly disagree										
[1]	[2]	[3]	[4]										

Time span of the variable

1983	1984	1985	1986	1987	1988	1989	1990	1991	1992
1993	1994	1995	1996	1997	1998	1999	2000	2001	2002
2003	2004	2005	2006	2007	2008	2009	2010	2011	2012
2013	2014	2015	2016	2017	2018	2019	2020	2021	2022

Nr.	Name	Label	Survey period	Survey frequency
-----	------	-------	---------------	------------------

3.129)	sq_200504_3	private sector important for climate change solutions	2005	Apr
--------	-------------	---	------	-----

Wording of the question

<p>04/2005</p> <p>Climate change will be an important topic on th G8's agenda this year. The private sector, through environmentally-friendly technologies, will play a major role in providing economically sound solutions to climate change.</p> <table border="1" style="margin-left: auto; margin-right: auto;"> <tr> <td>strongly agree</td> <td>agree</td> <td>disagree</td> <td>strongly disagree</td> </tr> <tr> <td>[1]</td> <td>[2]</td> <td>[3]</td> <td>[4]</td> </tr> <tr> <td></td> <td></td> <td></td> <td></td> </tr> </table>	strongly agree	agree	disagree	strongly disagree	[1]	[2]	[3]	[4]					Variable description
strongly agree	agree	disagree	strongly disagree										
[1]	[2]	[3]	[4]										

Time span of the variable

1983	1984	1985	1986	1987	1988	1989	1990	1991	1992
1993	1994	1995	1996	1997	1998	1999	2000	2001	2002
2003	2004	2005	2006	2007	2008	2009	2010	2011	2012
2013	2014	2015	2016	2017	2018	2019	2020	2021	2022

Nr.	Name	Label	Survey period	Survey frequency
-----	------	-------	---------------	------------------

3.130)	sq_200507_1	importance of internet for private use	2005	Jul
--------	-------------	--	------	-----

Wording of the question

07/2005	Variable description													
<p>How important is the Internet for private and professional use in your country at present?</p> <table border="1" style="margin-left: auto; margin-right: auto;"> <tr> <td style="width: 30%; text-align: center;">Private</td> <td style="width: 15%; text-align: center;">Very important [1]</td> <td style="width: 15%; text-align: center;">Important [2]</td> <td style="width: 15%; text-align: center;">Not Important [3]</td> </tr> </table>											Private	Very important [1]	Important [2]	Not Important [3]
Private	Very important [1]	Important [2]	Not Important [3]											
Time span of the variable														
1983	1984	1985	1986	1987	1988	1989	1990	1991	1992					
1993	1994	1995	1996	1997	1998	1999	2000	2001	2002					
2003	2004	2005	2006	2007	2008	2009	2010	2011	2012					
2013	2014	2015	2016	2017	2018	2019	2020	2021	2022					

Nr.	Name	Label	Survey period	Survey frequency
3.131)	sq_200507_2	importance of internet for business	2005	Jul

Wording of the question

07/2005	Variable description													
<p>How important is the Internet for private and professional use in your country at present?</p> <table border="1" style="margin-left: auto; margin-right: auto;"> <tr> <td style="width: 30%; text-align: center;">Business</td> <td style="width: 15%; text-align: center;">Very important [1]</td> <td style="width: 15%; text-align: center;">Important [2]</td> <td style="width: 15%; text-align: center;">Not Important [3]</td> </tr> </table>											Business	Very important [1]	Important [2]	Not Important [3]
Business	Very important [1]	Important [2]	Not Important [3]											
Time span of the variable														
1983	1984	1985	1986	1987	1988	1989	1990	1991	1992					
1993	1994	1995	1996	1997	1998	1999	2000	2001	2002					
2003	2004	2005	2006	2007	2008	2009	2010	2011	2012					
2013	2014	2015	2016	2017	2018	2019	2020	2021	2022					

Nr.	Name	Label	Survey period	Survey frequency
3.132)	sq_200507_3	degree of digital divide	2005	Jul

Wording of the question

07/2005	Variable description													
<p>The term <i>digital divide</i> describes the socio-economic gap between people who have and people who don't have access to the Internet, and the information, educational or business opportunities tied to this access. Please try to assess the degree of digital divide in your country</p> <table border="1" style="margin-left: auto; margin-right: auto;"> <tr> <td style="width: 20%; text-align: center;">Very high [1]</td> <td style="width: 20%; text-align: center;">High [2]</td> <td style="width: 20%; text-align: center;">Low [3]</td> <td style="width: 20%; text-align: center;">Absent [4]</td> </tr> </table>											Very high [1]	High [2]	Low [3]	Absent [4]
Very high [1]	High [2]	Low [3]	Absent [4]											

Time span of the variable									
1983	1984	1985	1986	1987	1988	1989	1990	1991	1992
1993	1994	1995	1996	1997	1998	1999	2000	2001	2002
2003	2004	2005	2006	2007	2008	2009	2010	2011	2012
2013	2014	2015	2016	2017	2018	2019	2020	2021	2022

Nr.	Name	Label	Survey period	Survey frequency
3.133)	sq_200507_4	internet best as of now with stakeholders	2005	Jul

Wording of the question

<p>07/2005</p> <p>Do you think that the Internet should function as it currently does, with a coalition of stakeholders involved (civil society, business, experts and governments) ?</p> <p>Yes [1] <input type="checkbox"/> No [2] <input type="checkbox"/></p>	Variable description
---	----------------------

Time span of the variable

1983	1984	1985	1986	1987	1988	1989	1990	1991	1992
1993	1994	1995	1996	1997	1998	1999	2000	2001	2002
2003	2004	2005	2006	2007	2008	2009	2010	2011	2012
2013	2014	2015	2016	2017	2018	2019	2020	2021	2022

Nr.	Name	Label	Survey period	Survey frequency
3.134)	sq_200507_5	internet best with shift in responsibility to governments	2005	Jul

Wording of the question

<p>07/2005</p> <p>Would you want to see a shift in who has responsibility for how the Internet is run, from the coalition of stakeholders (civil society, business and others) to governments?</p> <p>Yes [1] <input type="checkbox"/> No [2] <input type="checkbox"/></p>	Variable description
--	----------------------

Time span of the variable

1983	1984	1985	1986	1987	1988	1989	1990	1991	1992
1993	1994	1995	1996	1997	1998	1999	2000	2001	2002
2003	2004	2005	2006	2007	2008	2009	2010	2011	2012
2013	2014	2015	2016	2017	2018	2019	2020	2021	2022

Nr.	Name	Label	Survey period	Survey frequency
-----	------	-------	---------------	------------------

3.135) sq_200510_1 importance of WTO consensus in agriculture 2005 Oct

Wording of the question

10/2005	Variable description										
<p>In which fields is it particularly important for the economy of your country that consensus is achieved in the coming WTO negotiations?</p> <table border="1" style="margin-left: auto; margin-right: auto;"> <tr> <td style="background-color: #e0f2f7;">Agriculture</td> <td style="background-color: #e0f2f7;">very important [1]</td> <td style="background-color: #e0f2f7;">important [2]</td> <td style="background-color: #e0f2f7;">less important [3]</td> </tr> <tr> <td> </td> <td> </td> <td> </td> <td> </td> </tr> </table>				Agriculture	very important [1]	important [2]	less important [3]				
Agriculture	very important [1]	important [2]	less important [3]								

Time span of the variable

1983	1984	1985	1986	1987	1988	1989	1990	1991	1992
1993	1994	1995	1996	1997	1998	1999	2000	2001	2002
2003	2004	2005	2006	2007	2008	2009	2010	2011	2012
2013	2014	2015	2016	2017	2018	2019	2020	2021	2022

Nr.	Name	Label	Survey period	Survey frequency
-----	------	-------	---------------	------------------

3.136) sq_200510_2 importance of WTO consensus in market access of industrial goods 2005 Oct

Wording of the question

10/2005	Variable description										
<p>In which fields is it particularly important for the economy of your country that consensus is achieved in the coming WTO negotiations?</p> <table border="1" style="margin-left: auto; margin-right: auto;"> <tr> <td style="background-color: #e0f2f7;">Market-access of industrial goods</td> <td style="background-color: #e0f2f7;">very important [1]</td> <td style="background-color: #e0f2f7;">important [2]</td> <td style="background-color: #e0f2f7;">less important [3]</td> </tr> <tr> <td> </td> <td> </td> <td> </td> <td> </td> </tr> </table>				Market-access of industrial goods	very important [1]	important [2]	less important [3]				
Market-access of industrial goods	very important [1]	important [2]	less important [3]								

Time span of the variable

1983	1984	1985	1986	1987	1988	1989	1990	1991	1992
1993	1994	1995	1996	1997	1998	1999	2000	2001	2002
2003	2004	2005	2006	2007	2008	2009	2010	2011	2012
2013	2014	2015	2016	2017	2018	2019	2020	2021	2022

Nr.	Name	Label	Survey period	Survey frequency
-----	------	-------	---------------	------------------

3.137) sq_200510_3 importance of WTO consensus in service sector 2005 Oct

Wording of the question

10/2005	Variable description		
---------	----------------------	--	--

In which fields is it particularly important for the economy of your country that consensus is achieved in the coming WTO negotiations?

Service Sector	very important	important	less important
	[1]	[2]	[3]

Time span of the variable

1983	1984	1985	1986	1987	1988	1989	1990	1991	1992
1993	1994	1995	1996	1997	1998	1999	2000	2001	2002
2003	2004	2005	2006	2007	2008	2009	2010	2011	2012
2013	2014	2015	2016	2017	2018	2019	2020	2021	2022

Nr.	Name	Label	Survey period	Survey frequency
-----	------	-------	---------------	------------------

3.138)	sq_200510_4	importance of WTO consensus in trade facilitation	2005	Oct
--------	-------------	---	------	-----

Wording of the question

10/2005	In which fields is it particularly important for the economy of your country that consensus is achieved in the coming WTO negotiations?	Variable description							
	<table border="1"> <tr> <td rowspan="2">Trade facilitation</td> <td>very important</td> <td>important</td> <td>less important</td> </tr> <tr> <td>[1]</td> <td>[2]</td> <td>[3]</td> </tr> </table>	Trade facilitation	very important	important	less important	[1]	[2]	[3]	
Trade facilitation	very important		important	less important					
	[1]	[2]	[3]						

Time span of the variable

1983	1984	1985	1986	1987	1988	1989	1990	1991	1992
1993	1994	1995	1996	1997	1998	1999	2000	2001	2002
2003	2004	2005	2006	2007	2008	2009	2010	2011	2012
2013	2014	2015	2016	2017	2018	2019	2020	2021	2022

Nr.	Name	Label	Survey period	Survey frequency
-----	------	-------	---------------	------------------

3.139)	sq_200510_5	importance of WTO consensus in special country treatments	2005	Oct
--------	-------------	---	------	-----

Wording of the question

10/2005	In which fields is it particularly important for the economy of your country that consensus is achieved in the coming WTO negotiations?	Variable description							
	<table border="1"> <tr> <td rowspan="2">Special country treatments</td> <td>very important</td> <td>important</td> <td>less important</td> </tr> <tr> <td>[1]</td> <td>[2]</td> <td>[3]</td> </tr> </table>	Special country treatments	very important	important	less important	[1]	[2]	[3]	
Special country treatments	very important		important	less important					
	[1]	[2]	[3]						

Time span of the variable									
1983	1984	1985	1986	1987	1988	1989	1990	1991	1992
1993	1994	1995	1996	1997	1998	1999	2000	2001	2002
2003	2004	2005	2006	2007	2008	2009	2010	2011	2012
2013	2014	2015	2016	2017	2018	2019	2020	2021	2022

Nr.	Name	Label	Survey period	Survey frequency
-----	------	-------	---------------	------------------

3.140)	sq_200601_1	impact of rising oil prices on company operations	2006	Jan
--------	-------------	---	------	-----

Wording of the question

01/2006	Variable description
<p>Have rising oil prices had a significant impact on the operations of companies in your country?</p> <p>Yes [1] <input type="checkbox"/> No [2] <input type="checkbox"/></p>	

Time span of the variable

1983	1984	1985	1986	1987	1988	1989	1990	1991	1992
1993	1994	1995	1996	1997	1998	1999	2000	2001	2002
2003	2004	2005	2006	2007	2008	2009	2010	2011	2012
2013	2014	2015	2016	2017	2018	2019	2020	2021	2022

Nr.	Name	Label	Survey period	Survey frequency
-----	------	-------	---------------	------------------

3.141)	sq_200601_2	companies trying to improve energy efficiency due to rising oil prices	2006	Jan
--------	-------------	--	------	-----

Wording of the question

01/2006	Variable description
<p>Have companies in your country taken any steps to improve their contribution to energy efficiency as a result?</p> <p>Yes [1] <input type="checkbox"/> No [2] <input type="checkbox"/></p>	

Time span of the variable

1983	1984	1985	1986	1987	1988	1989	1990	1991	1992
1993	1994	1995	1996	1997	1998	1999	2000	2001	2002
2003	2004	2005	2006	2007	2008	2009	2010	2011	2012
2013	2014	2015	2016	2017	2018	2019	2020	2021	2022

Nr.	Name	Label	Survey period	Survey frequency
-----	------	-------	---------------	------------------

3.142) **sq_200604_1** volume of counterfeit products

2006

Apr

Wording of the question

<p>04/2006</p> <p>Is the volume of counterfeit products sold in your country increasing or decreasing?</p> <table border="1" style="margin-left: auto; margin-right: auto;"> <tr> <td>increasing</td> <td>un-changed</td> <td>de-creasing</td> </tr> <tr> <td>[1]</td> <td>[2]</td> <td>[3]</td> </tr> </table>	increasing	un-changed	de-creasing	[1]	[2]	[3]	Variable description																																		
increasing	un-changed	de-creasing																																							
[1]	[2]	[3]																																							
<p>Time span of the variable</p> <table border="1"> <tr><td>1983</td><td>1984</td><td>1985</td><td>1986</td><td>1987</td><td>1988</td><td>1989</td><td>1990</td><td>1991</td><td>1992</td></tr> <tr><td>1993</td><td>1994</td><td>1995</td><td>1996</td><td>1997</td><td>1998</td><td>1999</td><td>2000</td><td>2001</td><td>2002</td></tr> <tr><td>2003</td><td>2004</td><td>2005</td><td>2006</td><td>2007</td><td>2008</td><td>2009</td><td>2010</td><td>2011</td><td>2012</td></tr> <tr><td>2013</td><td>2014</td><td>2015</td><td>2016</td><td>2017</td><td>2018</td><td>2019</td><td>2020</td><td>2021</td><td>2022</td></tr> </table>		1983	1984	1985	1986	1987	1988	1989	1990	1991	1992	1993	1994	1995	1996	1997	1998	1999	2000	2001	2002	2003	2004	2005	2006	2007	2008	2009	2010	2011	2012	2013	2014	2015	2016	2017	2018	2019	2020	2021	2022
1983	1984	1985	1986	1987	1988	1989	1990	1991	1992																																
1993	1994	1995	1996	1997	1998	1999	2000	2001	2002																																
2003	2004	2005	2006	2007	2008	2009	2010	2011	2012																																
2013	2014	2015	2016	2017	2018	2019	2020	2021	2022																																

Nr.	Name	Label	Survey period	Survey frequency
-----	------	-------	---------------	------------------

3.143) **sq_200604_2** understanding of counterfeiting risks

2006

Apr

Wording of the question

<p>04/2006</p> <p>Do the majority of consumers in your country understand that counterfeiting and piracy have proven health and safety risks and link to organized crime?</p> <p>Yes [1] <input type="checkbox"/> No [2] <input type="checkbox"/></p>	Variable description																																								
<p>Time span of the variable</p> <table border="1"> <tr><td>1983</td><td>1984</td><td>1985</td><td>1986</td><td>1987</td><td>1988</td><td>1989</td><td>1990</td><td>1991</td><td>1992</td></tr> <tr><td>1993</td><td>1994</td><td>1995</td><td>1996</td><td>1997</td><td>1998</td><td>1999</td><td>2000</td><td>2001</td><td>2002</td></tr> <tr><td>2003</td><td>2004</td><td>2005</td><td>2006</td><td>2007</td><td>2008</td><td>2009</td><td>2010</td><td>2011</td><td>2012</td></tr> <tr><td>2013</td><td>2014</td><td>2015</td><td>2016</td><td>2017</td><td>2018</td><td>2019</td><td>2020</td><td>2021</td><td>2022</td></tr> </table>		1983	1984	1985	1986	1987	1988	1989	1990	1991	1992	1993	1994	1995	1996	1997	1998	1999	2000	2001	2002	2003	2004	2005	2006	2007	2008	2009	2010	2011	2012	2013	2014	2015	2016	2017	2018	2019	2020	2021	2022
1983	1984	1985	1986	1987	1988	1989	1990	1991	1992																																
1993	1994	1995	1996	1997	1998	1999	2000	2001	2002																																
2003	2004	2005	2006	2007	2008	2009	2010	2011	2012																																
2013	2014	2015	2016	2017	2018	2019	2020	2021	2022																																

Nr.	Name	Label	Survey period	Survey frequency
-----	------	-------	---------------	------------------

3.144) **sq_200604_3** foreign investment in not ip protecting countries

2006

Apr

Wording of the question

<p>04/2006</p> <p>Are your country's companies more or less likely to make foreign investments - in the form of technology transfer, production, and research development - in a country known for not enforcing intellectual property protection?</p> <table border="1" style="margin-left: auto; margin-right: auto;"> <tr> <td>less likely</td> <td>un-changed</td> <td>more likely</td> </tr> <tr> <td>[1]</td> <td>[2]</td> <td>[3]</td> </tr> </table>	less likely	un-changed	more likely	[1]	[2]	[3]	Variable description
less likely	un-changed	more likely					
[1]	[2]	[3]					

1983	1984	1985	1986	1987	1988	1989	1990	1991	1992
1993	1994	1995	1996	1997	1998	1999	2000	2001	2002
2003	2004	2005	2006	2007	2008	2009	2010	2011	2012
2013	2014	2015	2016	2017	2018	2019	2020	2021	2022

Nr.	Name	Label	Survey period	Survey frequency
3.145)	sq_200607_1	concern about intergovermental internet involvement	2006	Jul

Wording of the question

<p>07/2006</p> <p>How concerned are you by the recent efforts of intergovernmental organizations to involve themselves in the technical management of the Internet?</p> <table border="1" style="margin-left: auto; margin-right: auto;"> <tr> <td>very concerned</td><td>con-cerned</td><td>not con-cerned</td> </tr> <tr> <td>[1]</td><td>[2]</td><td>[3]</td> </tr> </table>	very concerned	con-cerned	not con-cerned	[1]	[2]	[3]	<p>Variable description</p>
very concerned	con-cerned	not con-cerned					
[1]	[2]	[3]					

Time span of the variable

1983	1984	1985	1986	1987	1988	1989	1990	1991	1992
1993	1994	1995	1996	1997	1998	1999	2000	2001	2002
2003	2004	2005	2006	2007	2008	2009	2010	2011	2012
2013	2014	2015	2016	2017	2018	2019	2020	2021	2022

Nr.	Name	Label	Survey period	Survey frequency
3.146)	sq_200607_2	importance of business shaping internet governance	2006	Jul

Wording of the question

<p>07/2006</p> <p>How important is it to you that business play an active role in shaping future developments in the Internet governance?</p> <table border="1" style="margin-left: auto; margin-right: auto;"> <tr> <td>extremely important</td><td>important</td><td>not important</td> </tr> <tr> <td>[1]</td><td>[2]</td><td>[3]</td> </tr> </table>	extremely important	important	not important	[1]	[2]	[3]	<p>Variable description</p>
extremely important	important	not important					
[1]	[2]	[3]					

Time span of the variable

1983	1984	1985	1986	1987	1988	1989	1990	1991	1992
1993	1994	1995	1996	1997	1998	1999	2000	2001	2002

2003	2004	2005	2006	2007	2008	2009	2010	2011	2012
2013	2014	2015	2016	2017	2018	2019	2020	2021	2022

Nr.	Name	Label	Survey period	Survey frequency
3.147)	sq_200610_1	WTO negotiation suspension concerns	2006	Oct

Wording of the question

10/2006	Variable description									
<p>The suspension of the WTO trade negotiations will have consequences for the multilateral trading system. How concerned are you about the recent suspension of the WTO Doha Round negotiations?</p> <table border="1"> <tr> <td>extremely con-cerned</td> <td>con-cerned</td> <td>not con-cerned</td> </tr> <tr> <td>[1]</td> <td>[2]</td> <td>[3]</td> </tr> <tr> <td></td> <td></td> <td></td> </tr> </table>	extremely con-cerned	con-cerned	not con-cerned	[1]	[2]	[3]				
extremely con-cerned	con-cerned	not con-cerned								
[1]	[2]	[3]								

Time span of the variable

1983	1984	1985	1986	1987	1988	1989	1990	1991	1992
1993	1994	1995	1996	1997	1998	1999	2000	2001	2002
2003	2004	2005	2006	2007	2008	2009	2010	2011	2012
2013	2014	2015	2016	2017	2018	2019	2020	2021	2022

Nr.	Name	Label	Survey period	Survey frequency
3.148)	sq_200610_2	WTO negotiation suspension concerns: export opportunities	2006	Oct

Wording of the question

10/2006	Variable description												
<p>The suspension of the WTO trade negotiations will have consequences for the multilateral trading system. How concerned are you about the recent suspension of the WTO Doha Round negotiations?</p> <p>[...]</p> <p>If concerned, please rate the following potential sources of concern in terms of importance to your country.</p> <table border="1"> <tr> <td>Loss of export opportunities</td> <td>most important</td> <td>important</td> <td>not so important</td> </tr> <tr> <td></td> <td>[1]</td> <td>[2]</td> <td>[3]</td> </tr> <tr> <td></td> <td></td> <td></td> <td></td> </tr> </table>	Loss of export opportunities	most important	important	not so important		[1]	[2]	[3]					
Loss of export opportunities	most important	important	not so important										
	[1]	[2]	[3]										

Time span of the variable

1983	1984	1985	1986	1987	1988	1989	1990	1991	1992
1993	1994	1995	1996	1997	1998	1999	2000	2001	2002
2003	2004	2005	2006	2007	2008	2009	2010	2011	2012

2013	2014	2015	2016	2017	2018	2019	2020	2021	2022	

Nr.	Name	Label	Survey period	Survey frequency
-----	------	-------	---------------	------------------

3.149)	sq_200610_3		2006	Oct
--------	-------------	--	------	-----

WTO negotiation suspension concerns: protectionism

Wording of the question

<p>10/2006</p> <p>The suspension of the WTO trade negotiations will have consequences for the multilateral trading system. How concerned are you about the recent suspension of the WTO Doha Round negotiations?</p> <p>[...]</p> <p>If concerned, please rate the following potential sources of concern in terms of importance to your country.</p> <table border="1" style="margin-left: auto; margin-right: auto;"> <tr> <td style="padding: 5px;">Rise in protectionism</td> <td style="padding: 5px;">most important [1]</td> <td style="padding: 5px;">important [2]</td> <td style="padding: 5px;">not so important [3]</td> </tr> <tr> <td style="height: 15px;"></td> <td style="height: 15px;"></td> <td style="height: 15px;"></td> <td style="height: 15px;"></td> </tr> </table>	Rise in protectionism	most important [1]	important [2]	not so important [3]					Variable description
Rise in protectionism	most important [1]	important [2]	not so important [3]						

Time span of the variable

1983	1984	1985	1986	1987	1988	1989	1990	1991	1992
1993	1994	1995	1996	1997	1998	1999	2000	2001	2002
2003	2004	2005	2006	2007	2008	2009	2010	2011	2012
2013	2014	2015	2016	2017	2018	2019	2020	2021	2022

Nr.	Name	Label	Survey period	Survey frequency
-----	------	-------	---------------	------------------

3.150)	sq_200610_4		2006	Oct
--------	-------------	--	------	-----

WTO negotiation suspension concerns: trade disputes

Wording of the question

<p>10/2006</p> <p>The suspension of the WTO trade negotiations will have consequences for the multilateral trading system. How concerned are you about the recent suspension of the WTO Doha Round negotiations?</p> <p>[...]</p> <p>If concerned, please rate the following potential sources of concern in terms of importance to your country.</p> <table border="1" style="margin-left: auto; margin-right: auto;"> <tr> <td style="padding: 5px;">Increase in trade disputes</td> <td style="padding: 5px;">most important [1]</td> <td style="padding: 5px;">important [2]</td> <td style="padding: 5px;">not so important [3]</td> </tr> <tr> <td style="height: 15px;"></td> <td style="height: 15px;"></td> <td style="height: 15px;"></td> <td style="height: 15px;"></td> </tr> </table>	Increase in trade disputes	most important [1]	important [2]	not so important [3]					Variable description
Increase in trade disputes	most important [1]	important [2]	not so important [3]						

Time span of the variable

1983	1984	1985	1986	1987	1988	1989	1990	1991	1992
1993	1994	1995	1996	1997	1998	1999	2000	2001	2002
2003	2004	2005	2006	2007	2008	2009	2010	2011	2012

2013	2014	2015	2016	2017	2018	2019	2020	2021	2022	

Nr.	Name	Label	Survey period	Survey frequency
-----	------	-------	---------------	------------------

3.151)	sq_200610_5	WTO negotiation suspension concerns: bilateral agreements	2006	Oct
--------	-------------	---	------	-----

Wording of the question

<p>10/2006</p> <p>The suspension of the WTO trade negotiations will have consequences for the multilateral trading system. How concerned are you about the recent suspension of the WTO Doha Round negotiations?</p> <p>[...]</p> <p>If concerned, please rate the following potential sources of concern in terms of importance to your country.</p> <table border="1" style="margin-left: auto; margin-right: auto;"> <tr> <td style="padding: 5px;">More bilateral agreements</td> <td style="padding: 5px;">most important [1]</td> <td style="padding: 5px;">important [2]</td> <td style="padding: 5px;">not so important [3]</td> </tr> <tr> <td style="height: 20px;"></td> <td style="height: 20px;"></td> <td style="height: 20px;"></td> <td style="height: 20px;"></td> </tr> </table>	More bilateral agreements	most important [1]	important [2]	not so important [3]					Variable description
More bilateral agreements	most important [1]	important [2]	not so important [3]						

Time span of the variable

1983	1984	1985	1986	1987	1988	1989	1990	1991	1992
1993	1994	1995	1996	1997	1998	1999	2000	2001	2002
2003	2004	2005	2006	2007	2008	2009	2010	2011	2012
2013	2014	2015	2016	2017	2018	2019	2020	2021	2022

Nr.	Name	Label	Survey period	Survey frequency
-----	------	-------	---------------	------------------

3.152)	sq_200701_1	public debate based on evidence: economic growth	2007	Jan
--------	-------------	--	------	-----

Wording of the question

<p>01/2007</p> <p>Do you think that the public debate in your country is, in general, based on well established statistical evidence?</p> <table border="1" style="margin-left: auto; margin-right: auto;"> <tr> <td style="padding: 5px;">Public debate issues:</td> <td style="padding: 5px;">yes [1]</td> <td style="padding: 5px;">undecided [2]</td> <td style="padding: 5px;">no [3]</td> </tr> <tr> <td style="padding: 5px;">Economic growth (GDP, etc.)</td> <td style="height: 20px;"></td> <td style="height: 20px;"></td> <td style="height: 20px;"></td> </tr> </table>	Public debate issues:	yes [1]	undecided [2]	no [3]	Economic growth (GDP, etc.)				Variable description
Public debate issues:	yes [1]	undecided [2]	no [3]						
Economic growth (GDP, etc.)									

Time span of the variable

1983	1984	1985	1986	1987	1988	1989	1990	1991	1992
1993	1994	1995	1996	1997	1998	1999	2000	2001	2002
2003	2004	2005	2006	2007	2008	2009	2010	2011	2012
2013	2014	2015	2016	2017	2018	2019	2020	2021	2022

Nr.	Name	Label	Survey period	Survey frequency
3.153)	sq_200701_2	public debate based on evidence: financial conditions	2007	Jan

Wording of the question

01/2007	Variable description								
<p>Do you think that the public debate in your country is, in general, based on well established statistical evidence?</p> <table border="1"> <thead> <tr> <th>Public debate issues:</th> <th>yes</th> <th>undecided</th> <th>no</th> </tr> </thead> <tbody> <tr> <td>Financial conditions (inflation, etc.)</td> <td>[1]</td> <td>[2]</td> <td>[3]</td> </tr> </tbody> </table>	Public debate issues:	yes	undecided	no	Financial conditions (inflation, etc.)	[1]	[2]	[3]	
Public debate issues:	yes	undecided	no						
Financial conditions (inflation, etc.)	[1]	[2]	[3]						
Time span of the variable									
1983	1984	1985	1986	1987	1988	1989	1990	1991	1992
1993	1994	1995	1996	1997	1998	1999	2000	2001	2002
2003	2004	2005	2006	2007	2008	2009	2010	2011	2012
2013	2014	2015	2016	2017	2018	2019	2020	2021	2022

Nr.	Name	Label	Survey period	Survey frequency
3.154)	sq_200701_3	public debate based on evidence: public finance	2007	Jan

Wording of the question

01/2007	Variable description								
<p>Do you think that the public debate in your country is, in general, based on well established statistical evidence?</p> <table border="1"> <thead> <tr> <th>Public debate issues:</th> <th>yes</th> <th>undecided</th> <th>no</th> </tr> </thead> <tbody> <tr> <td>Public finance (public deficit, etc.)</td> <td>[1]</td> <td>[2]</td> <td>[3]</td> </tr> </tbody> </table>	Public debate issues:	yes	undecided	no	Public finance (public deficit, etc.)	[1]	[2]	[3]	
Public debate issues:	yes	undecided	no						
Public finance (public deficit, etc.)	[1]	[2]	[3]						
Time span of the variable									
1983	1984	1985	1986	1987	1988	1989	1990	1991	1992
1993	1994	1995	1996	1997	1998	1999	2000	2001	2002
2003	2004	2005	2006	2007	2008	2009	2010	2011	2012
2013	2014	2015	2016	2017	2018	2019	2020	2021	2022

Nr.	Name	Label	Survey period	Survey frequency
3.155)	sq_200701_4	public debate based on evidence: knowledge economy	2007	Jan

Wording of the question

01/2007	Variable description
<p>Do you think that the public debate in your country is, in general, based on well established statistical evidence?</p>	

Public debate issues:	yes	undecided	no
Knowledge economy (R&D, etc.)	[1]	[2]	[3]

Time span of the variable

1983	1984	1985	1986	1987	1988	1989	1990	1991	1992
1993	1994	1995	1996	1997	1998	1999	2000	2001	2002
2003	2004	2005	2006	2007	2008	2009	2010	2011	2012
2013	2014	2015	2016	2017	2018	2019	2020	2021	2022

Nr.	Name	Label	Survey period	Survey frequency
-----	------	-------	---------------	------------------

3.156)	sq_200701_5	public debate based on evidence: environment/energy	2007	Jan
--------	-------------	---	------	-----

Wording of the question

01/2007	Do you think that the public debate in your country is, in general, based on well established statistical evidence ?	Variable description												
	<table border="1"> <tr> <td>Public debate issues:</td> <td>yes</td> <td>undecided</td> <td>no</td> </tr> <tr> <td>Environment / energy (pollution)</td> <td>[1]</td> <td>[2]</td> <td>[3]</td> </tr> <tr> <td></td> <td></td> <td></td> <td></td> </tr> </table>	Public debate issues:	yes	undecided	no	Environment / energy (pollution)	[1]	[2]	[3]					
Public debate issues:	yes	undecided	no											
Environment / energy (pollution)	[1]	[2]	[3]											

Time span of the variable

1983	1984	1985	1986	1987	1988	1989	1990	1991	1992
1993	1994	1995	1996	1997	1998	1999	2000	2001	2002
2003	2004	2005	2006	2007	2008	2009	2010	2011	2012
2013	2014	2015	2016	2017	2018	2019	2020	2021	2022

Nr.	Name	Label	Survey period	Survey frequency
-----	------	-------	---------------	------------------

3.157)	sq_200701_6	public debate based on evidence: labour market	2007	Jan
--------	-------------	--	------	-----

Wording of the question

01/2007	Do you think that the public debate in your country is, in general, based on well established statistical evidence ?	Variable description												
	<table border="1"> <tr> <td>Public debate issues:</td> <td>yes</td> <td>undecided</td> <td>no</td> </tr> <tr> <td>Labour market (employment, etc.)</td> <td>[1]</td> <td>[2]</td> <td>[3]</td> </tr> <tr> <td></td> <td></td> <td></td> <td></td> </tr> </table>	Public debate issues:	yes	undecided	no	Labour market (employment, etc.)	[1]	[2]	[3]					
Public debate issues:	yes	undecided	no											
Labour market (employment, etc.)	[1]	[2]	[3]											

Time span of the variable

1983	1984	1985	1986	1987	1988	1989	1990	1991	1992
------	------	------	------	------	------	------	------	------	------

1993	1994	1995	1996	1997	1998	1999	2000	2001	2002
2003	2004	2005	2006	2007	2008	2009	2010	2011	2012
2013	2014	2015	2016	2017	2018	2019	2020	2021	2022

Nr.	Name	Label	Survey period	Survey frequency
-----	------	-------	---------------	------------------

3.158)	sq_200701_7	public debate based on evidence: social conditions	2007	Jan
--------	-------------	--	------	-----

Wording of the question

01/2007	Variable description								
<p>Do you think that the public debate in your country is, in general, based on well established statistical evidence?</p> <table border="1"> <tr> <td>Public debate issues:</td> <td>yes</td> <td>undecided</td> <td>no</td> </tr> <tr> <td>Social conditions (poverty, etc.)</td> <td>[1]</td> <td>[2]</td> <td>[3]</td> </tr> </table>		Public debate issues:	yes	undecided	no	Social conditions (poverty, etc.)	[1]	[2]	[3]
Public debate issues:	yes	undecided	no						
Social conditions (poverty, etc.)	[1]	[2]	[3]						

Time span of the variable

1983	1984	1985	1986	1987	1988	1989	1990	1991	1992
1993	1994	1995	1996	1997	1998	1999	2000	2001	2002
2003	2004	2005	2006	2007	2008	2009	2010	2011	2012
2013	2014	2015	2016	2017	2018	2019	2020	2021	2022

Nr.	Name	Label	Survey period	Survey frequency
-----	------	-------	---------------	------------------

3.159)	sq_200701_8	public debate based on evidence: security and safety	2007	Jan
--------	-------------	--	------	-----

Wording of the question

01/2007	Variable description								
<p>Do you think that the public debate in your country is, in general, based on well established statistical evidence?</p> <table border="1"> <tr> <td>Public debate issues:</td> <td>yes</td> <td>undecided</td> <td>no</td> </tr> <tr> <td>Security and safety (crime, etc.)</td> <td>[1]</td> <td>[2]</td> <td>[3]</td> </tr> </table>		Public debate issues:	yes	undecided	no	Security and safety (crime, etc.)	[1]	[2]	[3]
Public debate issues:	yes	undecided	no						
Security and safety (crime, etc.)	[1]	[2]	[3]						

Time span of the variable

1983	1984	1985	1986	1987	1988	1989	1990	1991	1992
1993	1994	1995	1996	1997	1998	1999	2000	2001	2002
2003	2004	2005	2006	2007	2008	2009	2010	2011	2012
2013	2014	2015	2016	2017	2018	2019	2020	2021	2022

Nr.	Name	Label	Survey period	Survey frequency
-----	------	-------	---------------	------------------

3.160) sq_200701_9 quality of information source: report 2007 Jan

Wording of the question

01/2007	Variable description			
<p>Please try to assess the quality of the official report or website that based on statistical indicators provides the public with a comprehensive view of your country's progress.</p>				
Report	very good [1]	good [2]	rather poor [3]	not available [4]

Time span of the variable

1983	1984	1985	1986	1987	1988	1989	1990	1991	1992
1993	1994	1995	1996	1997	1998	1999	2000	2001	2002
2003	2004	2005	2006	2007	2008	2009	2010	2011	2012
2013	2014	2015	2016	2017	2018	2019	2020	2021	2022

Nr.	Name	Label	Survey period	Survey frequency
-----	------	-------	---------------	------------------

3.161) sq_200701_10 quality of information source: website 2007 Jan

Wording of the question

01/2007	Variable description			
<p>Please try to assess the quality of the official report or website that based on statistical indicators provides the public with a comprehensive view of your country's progress.</p>				
Website	very good [1]	good [2]	rather poor [3]	not available [4]

Time span of the variable

1983	1984	1985	1986	1987	1988	1989	1990	1991	1992
1993	1994	1995	1996	1997	1998	1999	2000	2001	2002
2003	2004	2005	2006	2007	2008	2009	2010	2011	2012
2013	2014	2015	2016	2017	2018	2019	2020	2021	2022

Nr.	Name	Label	Survey period	Survey frequency
-----	------	-------	---------------	------------------

3.162) sq_200704_1 investment protectionism concerns 2007 Apr

Wording of the question

	Variable description			
--	----------------------	--	--	--

04/2007

How concerned are you about the new tide of investment protectionism, i.e., deliberate actions by governments to impede the flow of cross-border investment under the pretext of protecting "strategic sectors" or "preserving national security"?

extremely con-cerned	con-cerned	not con-cerned
[1]	[2]	[3]

Time span of the variable

1983	1984	1985	1986	1987	1988	1989	1990	1991	1992
1993	1994	1995	1996	1997	1998	1999	2000	2001	2002
2003	2004	2005	2006	2007	2008	2009	2010	2011	2012
2013	2014	2015	2016	2017	2018	2019	2020	2021	2022

Nr.	Name	Label	Survey period	Survey frequency
3.163)	sq_200704_2	investment protectionism concerns: investment climate	2007	Apr

Wording of the question

<p>04/2007</p> <p>How concerned are you about the new tide of investment protectionism, i.e., deliberate actions by governments to impede the flow of cross-border investment under the pretext of protecting "strategic sectors" or "preserving national security"?</p> <p>[...]</p> <p>If concerned, please rate the following potential sources of concern in terms of importance to business in your country?</p> <table border="1"> <tr> <td rowspan="2">Damages investment climate</td> <td>most important</td> <td>...</td> <td>...</td> <td>...</td> <td>least important</td> </tr> <tr> <td>[1]</td> <td>[2]</td> <td>[3]</td> <td>[4]</td> <td>[5]</td> </tr> </table>	Damages investment climate	most important	least important	[1]	[2]	[3]	[4]	[5]	Variable description
Damages investment climate		most important	least important						
	[1]	[2]	[3]	[4]	[5]							

Time span of the variable

1983	1984	1985	1986	1987	1988	1989	1990	1991	1992
1993	1994	1995	1996	1997	1998	1999	2000	2001	2002
2003	2004	2005	2006	2007	2008	2009	2010	2011	2012
2013	2014	2015	2016	2017	2018	2019	2020	2021	2022

Nr.	Name	Label	Survey period	Survey frequency
3.164)	sq_200704_3	investment protectionism concerns: costs	2007	Apr

Wording of the question

<p>04/2007</p> <p>How concerned are you about the new tide of investment protectionism, i.e., deliberate actions by governments to impede the flow of cross-border investment under the pretext of protecting "strategic sectors" or "preserving national security"?</p>	Variable description
--	----------------------

national security"?

[...]

If concerned, please rate the following potential sources of concern in terms of importance to business in your country?

Increases costs	most important	least important
	[1]	[2]	[3]	[4]	[5]

Time span of the variable

1983	1984	1985	1986	1987	1988	1989	1990	1991	1992
1993	1994	1995	1996	1997	1998	1999	2000	2001	2002
2003	2004	2005	2006	2007	2008	2009	2010	2011	2012
2013	2014	2015	2016	2017	2018	2019	2020	2021	2022

Nr.	Name	Label	Survey period	Survey frequency
-----	------	-------	---------------	------------------

3.165)	sq_200704_4	investment protectionism concerns: competitiveness	2007	Apr
--------	-------------	--	------	-----

Wording of the question

04/2007

How concerned are you about the new tide of investment protectionism, i.e., deliberate actions by governments to impede the flow of cross-border investment under the pretext of protecting "strategic sectors" or "preserving national security"?

[...]

If concerned, please rate the following potential sources of concern in terms of importance to business in your country?

Decreases competitiveness	most important	least important
	[1]	[2]	[3]	[4]	[5]

Variable description

Time span of the variable

1983	1984	1985	1986	1987	1988	1989	1990	1991	1992
1993	1994	1995	1996	1997	1998	1999	2000	2001	2002
2003	2004	2005	2006	2007	2008	2009	2010	2011	2012
2013	2014	2015	2016	2017	2018	2019	2020	2021	2022

Nr.	Name	Label	Survey period	Survey frequency
-----	------	-------	---------------	------------------

3.166)	sq_200704_5	investment protectionism concerns: forcing into alt. markets	2007	Apr
--------	-------------	--	------	-----

Wording of the question

04/2007

Variable description

How concerned are you about the new tide of investment protectionism, i.e., deliberate actions by governments to impede the flow of cross-border investment under the pretext of protecting "strategic sectors" or "preserving national security"?

[...]

If concerned, please rate the following potential sources of concern in terms of importance to business in your country?

Forces companies to find alternative markets	most important	least important
	[1]	[2]	[3]	[4]	[5]

Time span of the variable

1983	1984	1985	1986	1987	1988	1989	1990	1991	1992
1993	1994	1995	1996	1997	1998	1999	2000	2001	2002
2003	2004	2005	2006	2007	2008	2009	2010	2011	2012
2013	2014	2015	2016	2017	2018	2019	2020	2021	2022

Nr.	Name	Label	Survey period	Survey frequency
3.167)	sq_200707_1	necessary to have comprehensive picture of counterfeiting	2007	Jul

Wording of the question

07/2007	Variable description								
<p>The impact of counterfeiting on economic development, employment, consumer safety and other aspects of society are of such magnitude that it is essential to have a complete and comprehensive picture to fully understand the costs of counterfeiting and piracy.</p> <table border="1"> <tr> <td>strongly agree</td> <td>agree</td> <td>disagree</td> <td>strongly disagree</td> </tr> <tr> <td>[1]</td> <td>[2]</td> <td>[3]</td> <td>[4]</td> </tr> </table>	strongly agree	agree	disagree	strongly disagree	[1]	[2]	[3]	[4]	
strongly agree	agree	disagree	strongly disagree						
[1]	[2]	[3]	[4]						

Time span of the variable

1983	1984	1985	1986	1987	1988	1989	1990	1991	1992
1993	1994	1995	1996	1997	1998	1999	2000	2001	2002
2003	2004	2005	2006	2007	2008	2009	2010	2011	2012
2013	2014	2015	2016	2017	2018	2019	2020	2021	2022

Nr.	Name	Label	Survey period	Survey frequency
3.168)	sq_200707_2	actions against counterfeiting required	2007	Jul

Wording of the question

07/2007	Variable description
<p>No matter what the actual total cost of counterfeiting and piracy might be, the problem is of such magnitude that it requires strong and sustained actions from governments and businesses.</p>	

strongly agree	agree	disagree	strongly disagree
[1]	[2]	[3]	[4]

Time span of the variable

1983	1984	1985	1986	1987	1988	1989	1990	1991	1992
1993	1994	1995	1996	1997	1998	1999	2000	2001	2002
2003	2004	2005	2006	2007	2008	2009	2010	2011	2012
2013	2014	2015	2016	2017	2018	2019	2020	2021	2022

Nr.	Name	Label	Survey period	Survey frequency
3.169)	sq_200707_3	more resources and enforcement required against counterfeiting	2007	Jul

Wording of the question

07/2007	Variable description												
<p>The problem of counterfeiting and piracy will only be solved when national governments devote the necessary resources to provide stronger enforcement of the laws and establish penalties that provide true deterrents to criminal activity.</p> <table border="1"> <tr> <td>strongly agree</td> <td>agree</td> <td>disagree</td> <td>strongly disagree</td> </tr> <tr> <td>[1]</td> <td>[2]</td> <td>[3]</td> <td>[4]</td> </tr> <tr> <td></td> <td></td> <td></td> <td></td> </tr> </table>	strongly agree	agree	disagree	strongly disagree	[1]	[2]	[3]	[4]					
strongly agree	agree	disagree	strongly disagree										
[1]	[2]	[3]	[4]										

Time span of the variable

1983	1984	1985	1986	1987	1988	1989	1990	1991	1992
1993	1994	1995	1996	1997	1998	1999	2000	2001	2002
2003	2004	2005	2006	2007	2008	2009	2010	2011	2012
2013	2014	2015	2016	2017	2018	2019	2020	2021	2022

Nr.	Name	Label	Survey period	Survey frequency
3.170)	sq_200710_1	sovereign wealth funds concerns	2007	Oct

Wording of the question

10/2007	Variable description									
<p>Lately, large investment funds owned or controlled by certain governments have aroused concern - mainly on the grounds of security or political interference in business decisions - by taking over or buying important stakes in foreign private companies. How concerned are you that the activities of the so-called sovereign wealth funds will become an increasingly-used pretext to introduce protectionist restrictions on foreign inward investment?</p> <table border="1"> <tr> <td>very concerned</td> <td>con-cerned</td> <td>not concerned</td> </tr> <tr> <td>[1]</td> <td>[2]</td> <td>[3]</td> </tr> <tr> <td></td> <td></td> <td></td> </tr> </table>	very concerned	con-cerned	not concerned	[1]	[2]	[3]				
very concerned	con-cerned	not concerned								
[1]	[2]	[3]								

Time span of the variable									
1983	1984	1985	1986	1987	1988	1989	1990	1991	1992
1993	1994	1995	1996	1997	1998	1999	2000	2001	2002
2003	2004	2005	2006	2007	2008	2009	2010	2011	2012
2013	2014	2015	2016	2017	2018	2019	2020	2021	2022

Nr.	Name	Label	Survey period	Survey frequency
3.171)	sq_200801_1	sub-prime credit crisis effects in first half of 2008	2008	Jan

Wording of the question

01/2008					Variable description
<p>The US sub-prime credit crisis is spreading to other parts of the world. How much will the financial sector in your country be negatively affected in the first and in the second half of 2008?</p>					
First half of 2008	very much	much	not so much	practically not	
	[1]	[2]	[3]	[4]	

Time span of the variable

1983	1984	1985	1986	1987	1988	1989	1990	1991	1992
1993	1994	1995	1996	1997	1998	1999	2000	2001	2002
2003	2004	2005	2006	2007	2008	2009	2010	2011	2012
2013	2014	2015	2016	2017	2018	2019	2020	2021	2022

Nr.	Name	Label	Survey period	Survey frequency
3.172)	sq_200801_2	sub-prime credit crisis effects in second half of 2008	2008	Jan

Wording of the question

01/2008					Variable description
<p>The US sub-prime credit crisis is spreading to other parts of the world. How much will the financial sector in your country be negatively affected in the first and in the second half of 2008?</p>					
Second half of 2008	very much	much	not so much	practically not	
	[1]	[2]	[3]	[4]	

Time span of the variable

1983	1984	1985	1986	1987	1988	1989	1990	1991	1992
1993	1994	1995	1996	1997	1998	1999	2000	2001	2002

2003	2004	2005	2006	2007	2008	2009	2010	2011	2012
2013	2014	2015	2016	2017	2018	2019	2020	2021	2022

Nr.	Name	Label	Survey period	Survey frequency
-----	------	-------	---------------	------------------

3.173)	sq_200801_3	internet shutdown impact	2008	Jan
--------	-------------	--------------------------	------	-----

Wording of the question

<p>01/2008</p> <p>If the Internet completely shut down for a day worldwide, what do you predict would be the impact on your country's economy?</p> <table border="1"> <tr> <td></td> <td>huge and lasting effects - business would incur major losses and costly damage to information infrastructure</td> <td>[1]</td> </tr> <tr> <td></td> <td>major impact, but business would continue to function</td> <td>[2]</td> </tr> <tr> <td></td> <td>minor impact - with periodic delays</td> <td>[3]</td> </tr> <tr> <td></td> <td>minimal - businesses would cope with little disruption</td> <td>[4]</td> </tr> </table>		huge and lasting effects - business would incur major losses and costly damage to information infrastructure	[1]		major impact, but business would continue to function	[2]		minor impact - with periodic delays	[3]		minimal - businesses would cope with little disruption	[4]	Variable description
	huge and lasting effects - business would incur major losses and costly damage to information infrastructure	[1]											
	major impact, but business would continue to function	[2]											
	minor impact - with periodic delays	[3]											
	minimal - businesses would cope with little disruption	[4]											

Time span of the variable

1983	1984	1985	1986	1987	1988	1989	1990	1991	1992
1993	1994	1995	1996	1997	1998	1999	2000	2001	2002
2003	2004	2005	2006	2007	2008	2009	2010	2011	2012
2013	2014	2015	2016	2017	2018	2019	2020	2021	2022

Nr.	Name	Label	Survey period	Survey frequency
-----	------	-------	---------------	------------------

3.174)	sq_200801_4	stakeholders developing internet functioning policies	2008	Jan
--------	-------------	---	------	-----

Wording of the question

<p>01/2008</p> <p>Should policies that affect the functioning of the Internet be developed with the input of all stakeholders, such as business, government, civil society and technical experts?</p> <table border="1"> <tr> <td></td> <td>yes, deeper, ongoing multistakeholder consultation required</td> <td>[1]</td> </tr> <tr> <td></td> <td>yes, but only periodic consultation is necessary with all stakeholders</td> <td>[2]</td> </tr> <tr> <td></td> <td>no consultation should be optional</td> <td>[3]</td> </tr> <tr> <td></td> <td>no, policy development regarding the Internet should be left to the local authorities</td> <td>[4]</td> </tr> </table>		yes, deeper, ongoing multistakeholder consultation required	[1]		yes, but only periodic consultation is necessary with all stakeholders	[2]		no consultation should be optional	[3]		no, policy development regarding the Internet should be left to the local authorities	[4]	Variable description
	yes, deeper, ongoing multistakeholder consultation required	[1]											
	yes, but only periodic consultation is necessary with all stakeholders	[2]											
	no consultation should be optional	[3]											
	no, policy development regarding the Internet should be left to the local authorities	[4]											

Time span of the variable

1983	1984	1985	1986	1987	1988	1989	1990	1991	1992
1993	1994	1995	1996	1997	1998	1999	2000	2001	2002
2003	2004	2005	2006	2007	2008	2009	2010	2011	2012
2013	2014	2015	2016	2017	2018	2019	2020	2021	2022

--	--	--	--	--	--

Nr.	Name	Label	Survey period	Survey frequency
-----	------	-------	---------------	------------------

3.175)	sq_200804_1	impact of successful Doha round negotiations	2008	Apr
--------	-------------	--	------	-----

Wording of the question

<p>04/2008</p> <p>If the Doha round of trade negotiations is successfully concluded in 2008, what impact will it have on the global economy?</p> <table border="1" style="margin-left: auto; margin-right: auto;"> <tr> <td style="text-align: center;">Very positive and noticable impact [1]</td> <td style="text-align: center;">Positive impact [2]</td> <td style="text-align: center;">Rather small impact [3]</td> <td style="text-align: center;">No impact on the global economy [4]</td> </tr> </table>	Very positive and noticable impact [1]	Positive impact [2]	Rather small impact [3]	No impact on the global economy [4]	Variable description
Very positive and noticable impact [1]	Positive impact [2]	Rather small impact [3]	No impact on the global economy [4]		

Time span of the variable

1983	1984	1985	1986	1987	1988	1989	1990	1991	1992
1993	1994	1995	1996	1997	1998	1999	2000	2001	2002
2003	2004	2005	2006	2007	2008	2009	2010	2011	2012
2013	2014	2015	2016	2017	2018	2019	2020	2021	2022

Nr.	Name	Label	Survey period	Survey frequency
-----	------	-------	---------------	------------------

3.176)	sq_200804_2	no conclusion due to lack of political will	2008	Apr
--------	-------------	---	------	-----

Wording of the question

<p>04/2008</p> <p>It has been frequently said that the Doha round of trade negotiations has not been concluded due to lack of political will. The leaders of the G8 nations and major emerging economies should take bold steps to reach an agreement in the first half of this year.</p> <table border="1" style="margin-left: auto; margin-right: auto;"> <tr> <td style="text-align: center;">Strongly agree [1]</td> <td style="text-align: center;">Agree [2]</td> <td style="text-align: center;">Mildly disagree [3]</td> <td style="text-align: center;">Disagree [4]</td> </tr> </table>	Strongly agree [1]	Agree [2]	Mildly disagree [3]	Disagree [4]	Variable description
Strongly agree [1]	Agree [2]	Mildly disagree [3]	Disagree [4]		

Time span of the variable

1983	1984	1985	1986	1987	1988	1989	1990	1991	1992
1993	1994	1995	1996	1997	1998	1999	2000	2001	2002
2003	2004	2005	2006	2007	2008	2009	2010	2011	2012
2013	2014	2015	2016	2017	2018	2019	2020	2021	2022

Nr.	Name	Label	Survey period	Survey frequency
-----	------	-------	---------------	------------------

3.177)	sq_200807_1	negative effect of oil prices	2008	Jul
--------	-------------	-------------------------------	------	-----

Wording of the question

07/2008	Variable description																	
<p>Oil prices over \$130 will negatively affect the company earnings in this country in the next six months.</p> <table border="1" style="margin-left: auto; margin-right: auto;"> <tr> <td style="text-align: center;">strongly agree</td> <td style="text-align: center;">agree</td> <td style="text-align: center;">disagree</td> <td style="text-align: center;">strongly disagree</td> </tr> <tr> <td style="text-align: center;">[1]</td> <td style="text-align: center;">[2]</td> <td style="text-align: center;">[3]</td> <td style="text-align: center;">[4]</td> </tr> </table>											strongly agree	agree	disagree	strongly disagree	[1]	[2]	[3]	[4]
strongly agree	agree	disagree	strongly disagree															
[1]	[2]	[3]	[4]															
Time span of the variable																		
1983	1984	1985	1986	1987	1988	1989	1990	1991	1992	1993								
1994	1995	1996	1997	1998	1999	2000	2001	2002	2003	2004								
2005	2006	2007	2008	2009	2010	2011	2012	2013	2014	2015								
2016	2017	2018	2019	2020	2021	2022												

Nr.	Name	Label	Survey period	Survey frequency
3.178)	sq_200807_2	other technologies due to oil prices	2008	Jul

Wording of the question

07/2008	Variable description																	
<p>Rising oil prices encourage companies in this country to invest in cleaner and more efficient technologies.</p> <table border="1" style="margin-left: auto; margin-right: auto;"> <tr> <td style="text-align: center;">strongly agree</td> <td style="text-align: center;">agree</td> <td style="text-align: center;">disagree</td> <td style="text-align: center;">strongly disagree</td> </tr> <tr> <td style="text-align: center;">[1]</td> <td style="text-align: center;">[2]</td> <td style="text-align: center;">[3]</td> <td style="text-align: center;">[4]</td> </tr> </table>											strongly agree	agree	disagree	strongly disagree	[1]	[2]	[3]	[4]
strongly agree	agree	disagree	strongly disagree															
[1]	[2]	[3]	[4]															
Time span of the variable																		
1983	1984	1985	1986	1987	1988	1989	1990	1991	1992	1993								
1994	1995	1996	1997	1998	1999	2000	2001	2002	2003	2004								
2005	2006	2007	2008	2009	2010	2011	2012	2013	2014	2015								
2016	2017	2018	2019	2020	2021	2022												

Nr.	Name	Label	Survey period	Survey frequency
3.179)	sq_200807_3	fossil fuel prices challenge energy needs	2008	Jul

Wording of the question

07/2008	Variable description													
<p>Higher prices for other fossil fuel sources of energy (including coal and natural gas), which will move up in tandem with oil, will seriously impair the ability of the economy of this country to meet its energy needs.</p> <table border="1" style="margin-left: auto; margin-right: auto;"> <tr> <td style="text-align: center;">strongly agree</td> <td style="text-align: center;">agree</td> <td style="text-align: center;">disagree</td> <td style="text-align: center;">strongly disagree</td> </tr> </table>											strongly agree	agree	disagree	strongly disagree
strongly agree	agree	disagree	strongly disagree											

	[1]	[2]	[3]	[4]

Time span of the variable

1983	1984	1985	1986	1987	1988	1989	1990	1991	1992
1993	1994	1995	1996	1997	1998	1999	2000	2001	2002
2003	2004	2005	2006	2007	2008	2009	2010	2011	2012
2013	2014	2015	2016	2017	2018	2019	2020	2021	2022

Nr.	Name	Label	Survey period	Survey frequency
3.180)	sq_200807_4	account imbalances due to oil prices	2008	Jul

Wording of the question

07/2008	Variable description																																																																																
<p>Oil prices over \$130 will lead to unsustainably high current account imbalances in this country in the next six months.</p> <table border="1"> <thead> <tr> <th>strongly agree</th> <th>agree</th> <th>disagree</th> <th>strongly disagree</th> </tr> </thead> <tbody> <tr> <td>[1]</td> <td>[2]</td> <td>[3]</td> <td>[4]</td> </tr> </tbody> </table>	strongly agree	agree	disagree	strongly disagree	[1]	[2]	[3]	[4]																																																																									
strongly agree	agree	disagree	strongly disagree																																																																														
[1]	[2]	[3]	[4]																																																																														
Time span of the variable																																																																																	
<table border="1"> <thead> <tr> <th>1983</th> <th>1984</th> <th>1985</th> <th>1986</th> <th>1987</th> <th>1988</th> <th>1989</th> <th>1990</th> <th>1991</th> <th>1992</th> </tr> </thead> <tbody> <tr> <td></td> <td></td> <td></td> <td></td> <td></td> <td></td> <td></td> <td></td> <td></td> <td></td> </tr> <tr> <th>1993</th> <th>1994</th> <th>1995</th> <th>1996</th> <th>1997</th> <th>1998</th> <th>1999</th> <th>2000</th> <th>2001</th> <th>2002</th> </tr> <tr> <td></td> <td></td> <td></td> <td></td> <td></td> <td></td> <td></td> <td></td> <td></td> <td></td> </tr> <tr> <th>2003</th> <th>2004</th> <th>2005</th> <th>2006</th> <th>2007</th> <th>2008</th> <th>2009</th> <th>2010</th> <th>2011</th> <th>2012</th> </tr> <tr> <td></td> <td></td> <td></td> <td></td> <td></td> <td></td> <td></td> <td></td> <td></td> <td></td> </tr> <tr> <th>2013</th> <th>2014</th> <th>2015</th> <th>2016</th> <th>2017</th> <th>2018</th> <th>2019</th> <th>2020</th> <th>2021</th> <th>2022</th> </tr> <tr> <td></td> <td></td> <td></td> <td></td> <td></td> <td></td> <td></td> <td></td> <td></td> <td></td> </tr> </tbody> </table>	1983	1984	1985	1986	1987	1988	1989	1990	1991	1992											1993	1994	1995	1996	1997	1998	1999	2000	2001	2002											2003	2004	2005	2006	2007	2008	2009	2010	2011	2012											2013	2014	2015	2016	2017	2018	2019	2020	2021	2022											
1983	1984	1985	1986	1987	1988	1989	1990	1991	1992																																																																								
1993	1994	1995	1996	1997	1998	1999	2000	2001	2002																																																																								
2003	2004	2005	2006	2007	2008	2009	2010	2011	2012																																																																								
2013	2014	2015	2016	2017	2018	2019	2020	2021	2022																																																																								

Nr.	Name	Label	Survey period	Survey frequency
3.181)	sq_200807_5	disequilibrium due to oil prices	2008	Jul

Wording of the question

07/2008	Variable description																				
<p>Oil prices over \$130 will create disequilibrium and enforce recessionary tendencies in the global economy in 2008.</p> <table border="1"> <thead> <tr> <th>strongly agree</th> <th>agree</th> <th>disagree</th> <th>strongly disagree</th> </tr> </thead> <tbody> <tr> <td>[1]</td> <td>[2]</td> <td>[3]</td> <td>[4]</td> </tr> </tbody> </table>	strongly agree	agree	disagree	strongly disagree	[1]	[2]	[3]	[4]													
strongly agree	agree	disagree	strongly disagree																		
[1]	[2]	[3]	[4]																		
Time span of the variable																					
<table border="1"> <thead> <tr> <th>1983</th> <th>1984</th> <th>1985</th> <th>1986</th> <th>1987</th> <th>1988</th> <th>1989</th> <th>1990</th> <th>1991</th> <th>1992</th> </tr> </thead> <tbody> <tr> <td></td> <td></td> <td></td> <td></td> <td></td> <td></td> <td></td> <td></td> <td></td> <td></td> </tr> </tbody> </table>	1983	1984	1985	1986	1987	1988	1989	1990	1991	1992											
1983	1984	1985	1986	1987	1988	1989	1990	1991	1992												

1993	1994	1995	1996	1997	1998	1999	2000	2001	2002
2003	2004	2005	2006	2007	2008	2009	2010	2011	2012
2013	2014	2015	2016	2017	2018	2019	2020	2021	2022

Nr.	Name	Label	Survey period	Survey frequency
3.182)	sq_200810_1	Doha round difficulties affect climate change agreements	2008	Oct

Wording of the question

10/2008	Variable description								
<p>The difficulties about international cooperation in the Doha Round negotiations can have negative impact on concluding intergovernmental agreements in climate change.</p> <table border="1"> <tr> <td>strongly agree</td> <td>agree</td> <td>mildly disagree</td> <td>disagree</td> </tr> <tr> <td>[1]</td> <td>[2]</td> <td>[3]</td> <td>[4]</td> </tr> </table>	strongly agree	agree	mildly disagree	disagree	[1]	[2]	[3]	[4]	
strongly agree	agree	mildly disagree	disagree						
[1]	[2]	[3]	[4]						

Time span of the variable

1983	1984	1985	1986	1987	1988	1989	1990	1991	1992
1993	1994	1995	1996	1997	1998	1999	2000	2001	2002
2003	2004	2005	2006	2007	2008	2009	2010	2011	2012
2013	2014	2015	2016	2017	2018	2019	2020	2021	2022

Nr.	Name	Label	Survey period	Survey frequency
3.183)	sq_200810_2	unilateral trade sanctions affect trade more than environment	2008	Oct

Wording of the question

10/2008	Variable description								
<p>Introducing unilateral trade sanctions to try to deal with competitiveness concerns provoked by differences in national climate change policies is more likely to damage international trade than to spread cleaner environmental practices.</p> <table border="1"> <tr> <td>strongly agree</td> <td>agree</td> <td>mildly disagree</td> <td>disagree</td> </tr> <tr> <td>[1]</td> <td>[2]</td> <td>[3]</td> <td>[4]</td> </tr> </table>	strongly agree	agree	mildly disagree	disagree	[1]	[2]	[3]	[4]	
strongly agree	agree	mildly disagree	disagree						
[1]	[2]	[3]	[4]						

Time span of the variable

1983	1984	1985	1986	1987	1988	1989	1990	1991	1992
1993	1994	1995	1996	1997	1998	1999	2000	2001	2002
2003	2004	2005	2006	2007	2008	2009	2010	2011	2012
2013	2014	2015	2016	2017	2018	2019	2020	2021	2022

--	--	--	--	--	--

Nr.	Name	Label	Survey period	Survey frequency
-----	------	-------	---------------	------------------

3.184)	sq_200901_1	Doha round potentially mitigating financial crisis impacts	2009	Jan
--------	-------------	--	------	-----

Wording of the question

<p>01/2009</p> <p>By successfully completing the Doha Round of multilateral trade negotiations, governments can take a significant step to help restore confidence in global markets and international cooperation, and create economic opportunities that will mitigate the impact of the financial crisis.</p> <table border="1" style="margin-left: auto; margin-right: auto;"> <tr> <td>Strongly agree</td> <td>Agree</td> <td>Mildly disagree</td> <td>disagree</td> </tr> <tr> <td>[1]</td> <td>[2]</td> <td>[3]</td> <td>[4]</td> </tr> <tr> <td></td> <td></td> <td></td> <td></td> </tr> </table>	Strongly agree	Agree	Mildly disagree	disagree	[1]	[2]	[3]	[4]					Variable description
Strongly agree	Agree	Mildly disagree	disagree										
[1]	[2]	[3]	[4]										

Time span of the variable

1983	1984	1985	1986	1987	1988	1989	1990	1991	1992
1993	1994	1995	1996	1997	1998	1999	2000	2001	2002
2003	2004	2005	2006	2007	2008	2009	2010	2011	2012
2013	2014	2015	2016	2017	2018	2019	2020	2021	2022

Nr.	Name	Label	Survey period	Survey frequency
-----	------	-------	---------------	------------------

3.185)	sq_200901_2	gov. should refrain from protectionist measures	2009	Jan
--------	-------------	---	------	-----

Wording of the question

<p>01/2009</p> <p>In the meantime, governments should refrain from protectionist measures that would cause further damage to an already very weak global economy.</p> <table border="1" style="margin-left: auto; margin-right: auto;"> <tr> <td>Strongly agree</td> <td>Agree</td> <td>Mildly disagree</td> <td>disagree</td> </tr> <tr> <td>[1]</td> <td>[2]</td> <td>[3]</td> <td>[4]</td> </tr> <tr> <td></td> <td></td> <td></td> <td></td> </tr> </table>	Strongly agree	Agree	Mildly disagree	disagree	[1]	[2]	[3]	[4]					Variable description
Strongly agree	Agree	Mildly disagree	disagree										
[1]	[2]	[3]	[4]										

Time span of the variable

1983	1984	1985	1986	1987	1988	1989	1990	1991	1992
1993	1994	1995	1996	1997	1998	1999	2000	2001	2002
2003	2004	2005	2006	2007	2008	2009	2010	2011	2012
2013	2014	2015	2016	2017	2018	2019	2020	2021	2022

Nr.	Name	Label	Survey period	Survey frequency
-----	------	-------	---------------	------------------

3.186)	sq_200901_3	gov. should expand gaurantees to exporters	2009	Jan
--------	-------------	--	------	-----

Wording of the question

01/2009	Variable description																	
<p>A practical measure that governments should take immediately to get trade flowing again is to expand the scope and scale of guarantees to exporters by official export credit insurance agencies.</p> <table border="1" style="margin: 10px auto;"> <tr> <td style="text-align: center;">Strongly agree</td> <td style="text-align: center;">Agree</td> <td style="text-align: center;">Mildly disagree</td> <td style="text-align: center;">disagree</td> </tr> <tr> <td style="text-align: center;">[1]</td> <td style="text-align: center;">[2]</td> <td style="text-align: center;">[3]</td> <td style="text-align: center;">[4]</td> </tr> </table>											Strongly agree	Agree	Mildly disagree	disagree	[1]	[2]	[3]	[4]
Strongly agree	Agree	Mildly disagree	disagree															
[1]	[2]	[3]	[4]															
Time span of the variable																		
1983	1984	1985	1986	1987	1988	1989	1990	1991	1992									
1993	1994	1995	1996	1997	1998	1999	2000	2001	2002									
2003	2004	2005	2006	2007	2008	2009	2010	2011	2012									
2013	2014	2015	2016	2017	2018	2019	2020	2021	2022									

Nr.	Name	Label	Survey period	Survey frequency
3.187)	sq_200904_1	losses due to piracy and counterfeiting	2009	Apr

Wording of the question

04/2009	Variable description																	
<p>What is the relative importance for companies of losses due to counterfeiting and piracy in your country?</p> <table border="1" style="margin: 10px auto;"> <tr> <td style="text-align: center;">very important</td> <td style="text-align: center;">important</td> <td style="text-align: center;">less important</td> <td style="text-align: center;">not important</td> </tr> <tr> <td style="text-align: center;">[1]</td> <td style="text-align: center;">[2]</td> <td style="text-align: center;">[3]</td> <td style="text-align: center;">[4]</td> </tr> </table>											very important	important	less important	not important	[1]	[2]	[3]	[4]
very important	important	less important	not important															
[1]	[2]	[3]	[4]															
Time span of the variable																		
1983	1984	1985	1986	1987	1988	1989	1990	1991	1992									
1993	1994	1995	1996	1997	1998	1999	2000	2001	2002									
2003	2004	2005	2006	2007	2008	2009	2010	2011	2012									
2013	2014	2015	2016	2017	2018	2019	2020	2021	2022									

Nr.	Name	Label	Survey period	Survey frequency
3.188)	sq_200904_2	investment against piracy and counterfeiting	2009	Apr

Wording of the question

04/2009	Variable description									
<p>Should companies invest more in upgrading corporate programs to limit counterfeiting and piracy?</p> <p style="text-align: center;">Yes [1] <input type="checkbox"/> No [2] <input type="checkbox"/></p>										

Time span of the variable

1983	1984	1985	1986	1987	1988	1989	1990	1991	1992
1993	1994	1995	1996	1997	1998	1999	2000	2001	2002
2003	2004	2005	2006	2007	2008	2009	2010	2011	2012
2013	2014	2015	2016	2017	2018	2019	2020	2021	2022

Nr.	Name	Label	Survey period	Survey frequency
3.189)	sq_200904_3	raise ip awareness	2009	Apr

Wording of the question

<p>04/2009</p> <p>Consumer demand for fake products is part of the problem. Should corporations upgrade consumer awareness efforts on the value of intellectual property and the merit of protecting it?</p> <p>Yes [1] <input type="checkbox"/> No [2] <input type="checkbox"/></p>	Variable description
--	----------------------

Time span of the variable

1983	1984	1985	1986	1987	1988	1989	1990	1991	1992
1993	1994	1995	1996	1997	1998	1999	2000	2001	2002
2003	2004	2005	2006	2007	2008	2009	2010	2011	2012
2013	2014	2015	2016	2017	2018	2019	2020	2021	2022

Nr.	Name	Label	Survey period	Survey frequency
3.190)	sq_200907_1	policy measures against crisis	2009	Jul

Wording of the question

<p>07/2009</p> <p>How do you assess volume and structure of policy measures to fight financial and economic crisis in your country?</p> <table border="1" style="margin-left: auto; margin-right: auto;"> <tr> <td>Fully sufficient [1]</td> <td>More or less sufficient [2]</td> <td>Not sufficient [3]</td> </tr> </table>	Fully sufficient [1]	More or less sufficient [2]	Not sufficient [3]	Variable description
Fully sufficient [1]	More or less sufficient [2]	Not sufficient [3]		

Time span of the variable

1983	1984	1985	1986	1987	1988	1989	1990	1991	1992
1993	1994	1995	1996	1997	1998	1999	2000	2001	2002
2003	2004	2005	2006	2007	2008	2009	2010	2011	2012
2013	2014	2015	2016	2017	2018	2019	2020	2021	2022

--	--	--	--	--	--

Nr.	Name	Label	Survey period	Survey frequency
3.191)	sq_200907_2	impact of recession on anti corruption measures	2009	Jul

Wording of the question

<p>07/2009</p> <p>What do you predict will be the impact of the global recession on businesses' efforts to comply with anti - corruption measures?</p> <table border="1"> <tr> <td></td> <td>It will make businesses relax these efforts</td> <td>[1]</td> </tr> <tr> <td></td> <td>It will make businesses reinforce these efforts</td> <td>[2]</td> </tr> <tr> <td></td> <td>It will have a minimal impact on businesses' compliance with anti-corruption measures.</td> <td>[3]</td> </tr> </table>		It will make businesses relax these efforts	[1]		It will make businesses reinforce these efforts	[2]		It will have a minimal impact on businesses' compliance with anti-corruption measures.	[3]	Variable description																																																																							
	It will make businesses relax these efforts	[1]																																																																															
	It will make businesses reinforce these efforts	[2]																																																																															
	It will have a minimal impact on businesses' compliance with anti-corruption measures.	[3]																																																																															
<p>Time span of the variable</p> <table border="1"> <tr> <td>1983</td><td>1984</td><td>1985</td><td>1986</td><td>1987</td><td>1988</td><td>1989</td><td>1990</td><td>1991</td><td>1992</td> </tr> <tr> <td></td><td></td><td></td><td></td><td></td><td></td><td></td><td></td><td></td><td></td> </tr> <tr> <td>1993</td><td>1994</td><td>1995</td><td>1996</td><td>1997</td><td>1998</td><td>1999</td><td>2000</td><td>2001</td><td>2002</td> </tr> <tr> <td></td><td></td><td></td><td></td><td></td><td></td><td></td><td></td><td></td><td></td> </tr> <tr> <td>2003</td><td>2004</td><td>2005</td><td>2006</td><td>2007</td><td>2008</td><td>2009</td><td>2010</td><td>2011</td><td>2012</td> </tr> <tr> <td></td><td></td><td></td><td></td><td></td><td></td><td style="background-color: #003366;"></td><td></td><td></td><td></td> </tr> <tr> <td>2013</td><td>2014</td><td>2015</td><td>2016</td><td>2017</td><td>2018</td><td>2019</td><td>2020</td><td>2021</td><td>2022</td> </tr> <tr> <td></td><td></td><td></td><td></td><td></td><td></td><td></td><td></td><td></td><td></td> </tr> </table>		1983	1984	1985	1986	1987	1988	1989	1990	1991	1992											1993	1994	1995	1996	1997	1998	1999	2000	2001	2002											2003	2004	2005	2006	2007	2008	2009	2010	2011	2012											2013	2014	2015	2016	2017	2018	2019	2020	2021	2022										
1983	1984	1985	1986	1987	1988	1989	1990	1991	1992																																																																								
1993	1994	1995	1996	1997	1998	1999	2000	2001	2002																																																																								
2003	2004	2005	2006	2007	2008	2009	2010	2011	2012																																																																								
2013	2014	2015	2016	2017	2018	2019	2020	2021	2022																																																																								

Nr.	Name	Label	Survey period	Survey frequency
3.192)	sq_200910_1	low carbon economy opportunities	2009	Oct

Wording of the question

<p>10/2009</p> <p>Do you agree that transition to a low carbon economy can bring about major opportunities (besides costs reduction) for businesses in your country?</p> <table border="1"> <tr> <td>strongly agree</td> <td>agree</td> <td>mildly disagree</td> <td>disagree</td> </tr> <tr> <td>[1]</td> <td>[2]</td> <td>[3]</td> <td>[4]</td> </tr> </table>	strongly agree	agree	mildly disagree	disagree	[1]	[2]	[3]	[4]	Variable description																																																																								
strongly agree	agree	mildly disagree	disagree																																																																														
[1]	[2]	[3]	[4]																																																																														
<p>Time span of the variable</p> <table border="1"> <tr> <td>1983</td><td>1984</td><td>1985</td><td>1986</td><td>1987</td><td>1988</td><td>1989</td><td>1990</td><td>1991</td><td>1992</td> </tr> <tr> <td></td><td></td><td></td><td></td><td></td><td></td><td></td><td></td><td></td><td></td> </tr> <tr> <td>1993</td><td>1994</td><td>1995</td><td>1996</td><td>1997</td><td>1998</td><td>1999</td><td>2000</td><td>2001</td><td>2002</td> </tr> <tr> <td></td><td></td><td></td><td></td><td></td><td></td><td></td><td></td><td></td><td></td> </tr> <tr> <td>2003</td><td>2004</td><td>2005</td><td>2006</td><td>2007</td><td>2008</td><td>2009</td><td>2010</td><td>2011</td><td>2012</td> </tr> <tr> <td></td><td></td><td></td><td></td><td></td><td></td><td style="background-color: #003366;"></td><td></td><td></td><td></td> </tr> <tr> <td>2013</td><td>2014</td><td>2015</td><td>2016</td><td>2017</td><td>2018</td><td>2019</td><td>2020</td><td>2021</td><td>2022</td> </tr> <tr> <td></td><td></td><td></td><td></td><td></td><td></td><td></td><td></td><td></td><td></td> </tr> </table>		1983	1984	1985	1986	1987	1988	1989	1990	1991	1992											1993	1994	1995	1996	1997	1998	1999	2000	2001	2002											2003	2004	2005	2006	2007	2008	2009	2010	2011	2012											2013	2014	2015	2016	2017	2018	2019	2020	2021	2022										
1983	1984	1985	1986	1987	1988	1989	1990	1991	1992																																																																								
1993	1994	1995	1996	1997	1998	1999	2000	2001	2002																																																																								
2003	2004	2005	2006	2007	2008	2009	2010	2011	2012																																																																								
2013	2014	2015	2016	2017	2018	2019	2020	2021	2022																																																																								

Nr.	Name	Label	Survey period	Survey frequency
3.193)	sq_200910_2	guidelines support the fight against climate change	2009	Oct

Wording of the question

<p>10/2009</p> <p>Do you think that clear and transparent guidelines would help businesses in your country to innovate and to invest technologies designed to meet the challenges of climate change?</p> <table border="1" style="margin-left: auto; margin-right: auto;"> <tr> <td style="text-align: center;">strongly agree</td> <td style="text-align: center;">agree</td> <td style="text-align: center;">mildly disagree</td> <td style="text-align: center;">disagree</td> </tr> <tr> <td style="text-align: center;">[1]</td> <td style="text-align: center;">[2]</td> <td style="text-align: center;">[3]</td> <td style="text-align: center;">[4]</td> </tr> <tr> <td style="text-align: center;"> </td> <td style="text-align: center;"> </td> <td style="text-align: center;"> </td> <td style="text-align: center;"> </td> </tr> </table>	strongly agree	agree	mildly disagree	disagree	[1]	[2]	[3]	[4]					Variable description																																																																				
strongly agree	agree	mildly disagree	disagree																																																																														
[1]	[2]	[3]	[4]																																																																														
<p>Time span of the variable</p> <table border="1" style="width: 100%; text-align: center;"> <tr><td>1983</td><td>1984</td><td>1985</td><td>1986</td><td>1987</td><td>1988</td><td>1989</td><td>1990</td><td>1991</td><td>1992</td></tr> <tr><td> </td><td> </td><td> </td><td> </td><td> </td><td> </td><td> </td><td> </td><td> </td><td> </td></tr> <tr><td>1993</td><td>1994</td><td>1995</td><td>1996</td><td>1997</td><td>1998</td><td>1999</td><td>2000</td><td>2001</td><td>2002</td></tr> <tr><td> </td><td> </td><td> </td><td> </td><td> </td><td> </td><td> </td><td> </td><td> </td><td> </td></tr> <tr><td>2003</td><td>2004</td><td>2005</td><td>2006</td><td>2007</td><td>2008</td><td>2009</td><td>2010</td><td>2011</td><td>2012</td></tr> <tr><td> </td><td> </td><td> </td><td> </td><td> </td><td> </td><td> </td><td> </td><td> </td><td> </td></tr> <tr><td>2013</td><td>2014</td><td>2015</td><td>2016</td><td>2017</td><td>2018</td><td>2019</td><td>2020</td><td>2021</td><td>2022</td></tr> <tr><td> </td><td> </td><td> </td><td> </td><td> </td><td> </td><td> </td><td> </td><td> </td><td> </td></tr> </table>		1983	1984	1985	1986	1987	1988	1989	1990	1991	1992											1993	1994	1995	1996	1997	1998	1999	2000	2001	2002											2003	2004	2005	2006	2007	2008	2009	2010	2011	2012											2013	2014	2015	2016	2017	2018	2019	2020	2021	2022										
1983	1984	1985	1986	1987	1988	1989	1990	1991	1992																																																																								
1993	1994	1995	1996	1997	1998	1999	2000	2001	2002																																																																								
2003	2004	2005	2006	2007	2008	2009	2010	2011	2012																																																																								
2013	2014	2015	2016	2017	2018	2019	2020	2021	2022																																																																								

Nr.	Name	Label	Survey period	Survey frequency
3.194)	sq_201001_1	G20 leads to better coordination	2010	Jan

Wording of the question

<p>01/2010</p> <p>Do you agree that the decision to make the G20 the premier forum for international economic cooperation will lead to better coordination of the world economy and help prevent future crises such as the recent wide-ranging financial debacle that provoked a global recession?</p> <table border="1" style="margin-left: auto; margin-right: auto;"> <tr> <td style="text-align: center;">strongly agree</td> <td style="text-align: center;">agree</td> <td style="text-align: center;">mildly disagree</td> <td style="text-align: center;">disagree</td> </tr> <tr> <td style="text-align: center;">[1]</td> <td style="text-align: center;">[2]</td> <td style="text-align: center;">[3]</td> <td style="text-align: center;">[4]</td> </tr> <tr> <td style="text-align: center;"> </td> <td style="text-align: center;"> </td> <td style="text-align: center;"> </td> <td style="text-align: center;"> </td> </tr> </table>	strongly agree	agree	mildly disagree	disagree	[1]	[2]	[3]	[4]					Variable description																																																																				
strongly agree	agree	mildly disagree	disagree																																																																														
[1]	[2]	[3]	[4]																																																																														
<p>Time span of the variable</p> <table border="1" style="width: 100%; text-align: center;"> <tr><td>1983</td><td>1984</td><td>1985</td><td>1986</td><td>1987</td><td>1988</td><td>1989</td><td>1990</td><td>1991</td><td>1992</td></tr> <tr><td> </td><td> </td><td> </td><td> </td><td> </td><td> </td><td> </td><td> </td><td> </td><td> </td></tr> <tr><td>1993</td><td>1994</td><td>1995</td><td>1996</td><td>1997</td><td>1998</td><td>1999</td><td>2000</td><td>2001</td><td>2002</td></tr> <tr><td> </td><td> </td><td> </td><td> </td><td> </td><td> </td><td> </td><td> </td><td> </td><td> </td></tr> <tr><td>2003</td><td>2004</td><td>2005</td><td>2006</td><td>2007</td><td>2008</td><td>2009</td><td>2010</td><td>2011</td><td>2012</td></tr> <tr><td> </td><td> </td><td> </td><td> </td><td> </td><td> </td><td> </td><td> </td><td> </td><td> </td></tr> <tr><td>2013</td><td>2014</td><td>2015</td><td>2016</td><td>2017</td><td>2018</td><td>2019</td><td>2020</td><td>2021</td><td>2022</td></tr> <tr><td> </td><td> </td><td> </td><td> </td><td> </td><td> </td><td> </td><td> </td><td> </td><td> </td></tr> </table>		1983	1984	1985	1986	1987	1988	1989	1990	1991	1992											1993	1994	1995	1996	1997	1998	1999	2000	2001	2002											2003	2004	2005	2006	2007	2008	2009	2010	2011	2012											2013	2014	2015	2016	2017	2018	2019	2020	2021	2022										
1983	1984	1985	1986	1987	1988	1989	1990	1991	1992																																																																								
1993	1994	1995	1996	1997	1998	1999	2000	2001	2002																																																																								
2003	2004	2005	2006	2007	2008	2009	2010	2011	2012																																																																								
2013	2014	2015	2016	2017	2018	2019	2020	2021	2022																																																																								

Nr.	Name	Label	Survey period	Survey frequency
3.195)	sq_201004_1	impact of stimulus package debt on economic recovery	2010	Apr

Wording of the question

<p>04/2010</p> <p>The massive public debts and deficits of many countries resulting from the economic stimulus packages implemented during the worldwide recession threaten to undermine the recovery that is underway. What impact do you think this issue will have on the economic recovery in your country? The negative impact will be:</p> <table border="1" style="margin-left: auto; margin-right: auto;"> <tr> <td style="text-align: center;">great</td> <td style="text-align: center;">moderate</td> <td style="text-align: center;">low</td> <td style="text-align: center;">no impact</td> </tr> </table>	great	moderate	low	no impact	Variable description
great	moderate	low	no impact		

	great	moderate	low	no impact
	[1]	[2]	[3]	[4]

Time span of the variable

1983	1984	1985	1986	1987	1988	1989	1990	1991	1992
1993	1994	1995	1996	1997	1998	1999	2000	2001	2002
2003	2004	2005	2006	2007	2008	2009	2010	2011	2012
2013	2014	2015	2016	2017	2018	2019	2020	2021	2022

Nr.	Name	Label	Survey period	Survey frequency
-----	------	-------	---------------	------------------

3.196) sq_201007_1 cross-border trade vital for economic recovery

2010

Jul

Wording of the question

<p>07/2010</p> <p>Do you agree that increased cross-border trade and investment flows are vital to sustain the global economic recovery?</p> <table border="1" style="margin-left: auto; margin-right: auto;"> <tr> <td>strongly agree</td> <td>agree</td> <td>mildly disagree</td> <td>disagree</td> </tr> <tr> <td>[1]</td> <td>[2]</td> <td>[3]</td> <td>[4]</td> </tr> <tr> <td></td> <td></td> <td></td> <td></td> </tr> </table>	strongly agree	agree	mildly disagree	disagree	[1]	[2]	[3]	[4]					Variable description																																																																				
strongly agree	agree	mildly disagree	disagree																																																																														
[1]	[2]	[3]	[4]																																																																														
<p>Time span of the variable</p> <table border="1"> <tr> <td>1983</td><td>1984</td><td>1985</td><td>1986</td><td>1987</td><td>1988</td><td>1989</td><td>1990</td><td>1991</td><td>1992</td> </tr> <tr> <td></td><td></td><td></td><td></td><td></td><td></td><td></td><td></td><td></td><td></td> </tr> <tr> <td>1993</td><td>1994</td><td>1995</td><td>1996</td><td>1997</td><td>1998</td><td>1999</td><td>2000</td><td>2001</td><td>2002</td> </tr> <tr> <td></td><td></td><td></td><td></td><td></td><td></td><td></td><td></td><td></td><td></td> </tr> <tr> <td>2003</td><td>2004</td><td>2005</td><td>2006</td><td>2007</td><td>2008</td><td>2009</td><td>2010</td><td>2011</td><td>2012</td> </tr> <tr> <td></td><td></td><td></td><td></td><td></td><td></td><td></td><td></td><td></td><td></td> </tr> <tr> <td>2013</td><td>2014</td><td>2015</td><td>2016</td><td>2017</td><td>2018</td><td>2019</td><td>2020</td><td>2021</td><td>2022</td> </tr> <tr> <td></td><td></td><td></td><td></td><td></td><td></td><td></td><td></td><td></td><td></td> </tr> </table>		1983	1984	1985	1986	1987	1988	1989	1990	1991	1992											1993	1994	1995	1996	1997	1998	1999	2000	2001	2002											2003	2004	2005	2006	2007	2008	2009	2010	2011	2012											2013	2014	2015	2016	2017	2018	2019	2020	2021	2022										
1983	1984	1985	1986	1987	1988	1989	1990	1991	1992																																																																								
1993	1994	1995	1996	1997	1998	1999	2000	2001	2002																																																																								
2003	2004	2005	2006	2007	2008	2009	2010	2011	2012																																																																								
2013	2014	2015	2016	2017	2018	2019	2020	2021	2022																																																																								

Nr.	Name	Label	Survey period	Survey frequency
-----	------	-------	---------------	------------------

3.197) sq_201007_2 increasing cross-border trade/investment: eliminating protectionism

2010

Jul

Wording of the question

<p>07/2010</p> <p>What, according to your opinion, would help increase current levels of cross-border trade and investment most effectively in your country?</p> <table border="1" style="margin-left: auto; margin-right: auto;"> <tr> <td>elimination of protectionist practices</td> <td>most important</td> <td>important</td> <td>less important</td> </tr> <tr> <td></td> <td>[1]</td> <td>[2]</td> <td>[3]</td> </tr> <tr> <td></td> <td></td> <td></td> <td></td> </tr> </table>	elimination of protectionist practices	most important	important	less important		[1]	[2]	[3]					Variable description								
elimination of protectionist practices	most important	important	less important																		
	[1]	[2]	[3]																		
<p>Time span of the variable</p> <table border="1"> <tr> <td>1983</td><td>1984</td><td>1985</td><td>1986</td><td>1987</td><td>1988</td><td>1989</td><td>1990</td><td>1991</td><td>1992</td> </tr> <tr> <td></td><td></td><td></td><td></td><td></td><td></td><td></td><td></td><td></td><td></td> </tr> </table>		1983	1984	1985	1986	1987	1988	1989	1990	1991	1992										
1983	1984	1985	1986	1987	1988	1989	1990	1991	1992												

1993	1994	1995	1996	1997	1998	1999	2000	2001	2002
2003	2004	2005	2006	2007	2008	2009	2010	2011	2012
2013	2014	2015	2016	2017	2018	2019	2020	2021	2022

Nr.	Name	Label	Survey period	Survey frequency
3.198)	sq_201007_3	increasing cross-border trade/investment: trade terms	2010	Jul

Wording of the question

07/2010	Variable description				
<p>What, according to your opinion, would help increase current levels of cross-border trade and investment most effectively in your country?</p> <table border="1"> <tr> <td>clearer trade terms and rules</td> <td>most important [1]</td> <td>important [2]</td> <td>less important [3]</td> </tr> </table>	clearer trade terms and rules	most important [1]	important [2]	less important [3]	
clearer trade terms and rules	most important [1]	important [2]	less important [3]		

Time span of the variable

1983	1984	1985	1986	1987	1988	1989	1990	1991	1992
1993	1994	1995	1996	1997	1998	1999	2000	2001	2002
2003	2004	2005	2006	2007	2008	2009	2010	2011	2012
2013	2014	2015	2016	2017	2018	2019	2020	2021	2022

Nr.	Name	Label	Survey period	Survey frequency
3.199)	sq_201007_4	increasing cross-border trade/investment: trade finance	2010	Jul

Wording of the question

07/2010	Variable description				
<p>What, according to your opinion, would help increase current levels of cross-border trade and investment most effectively in your country?</p> <table border="1"> <tr> <td>greater availability of trade finance</td> <td>most important [1]</td> <td>important [2]</td> <td>less important [3]</td> </tr> </table>	greater availability of trade finance	most important [1]	important [2]	less important [3]	
greater availability of trade finance	most important [1]	important [2]	less important [3]		

Time span of the variable

1983	1984	1985	1986	1987	1988	1989	1990	1991	1992
1993	1994	1995	1996	1997	1998	1999	2000	2001	2002
2003	2004	2005	2006	2007	2008	2009	2010	2011	2012
2013	2014	2015	2016	2017	2018	2019	2020	2021	2022

--	--	--	--	--	--	--	--	--	--

Nr.	Name	Label	Survey period	Survey frequency
-----	------	-------	---------------	------------------

3.200)	sq_201007_5	increasing cross-border trade/investment: consumer demand	2010	Jul
--------	-------------	---	------	-----

Wording of the question

<p>07/2010</p> <p>What, according to your opinion, would help increase current levels of cross-border trade and investment most effectively in your country?</p> <table border="1" style="margin-left: auto; margin-right: auto;"> <tr> <td style="background-color: #e0f2f1;">increased consumer demand</td> <td style="background-color: #e0f2f1;">most important [1]</td> <td style="background-color: #e0f2f1;">important [2]</td> <td style="background-color: #e0f2f1;">less important [3]</td> </tr> </table>	increased consumer demand	most important [1]	important [2]	less important [3]	Variable description
increased consumer demand	most important [1]	important [2]	less important [3]		

Time span of the variable

1983	1984	1985	1986	1987	1988	1989	1990	1991	1992
1993	1994	1995	1996	1997	1998	1999	2000	2001	2002
2003	2004	2005	2006	2007	2008	2009	2010	2011	2012
2013	2014	2015	2016	2017	2018	2019	2020	2021	2022

Nr.	Name	Label	Survey period	Survey frequency
-----	------	-------	---------------	------------------

3.201)	sq_201007_6	increasing cross-border trade/investment: currency valuations	2010	Jul
--------	-------------	---	------	-----

Wording of the question

<p>07/2010</p> <p>What, according to your opinion, would help increase current levels of cross-border trade and investment most effectively in your country?</p> <table border="1" style="margin-left: auto; margin-right: auto;"> <tr> <td style="background-color: #e0f2f1;">more balanced currency valuations</td> <td style="background-color: #e0f2f1;">most important [1]</td> <td style="background-color: #e0f2f1;">important [2]</td> <td style="background-color: #e0f2f1;">less important [3]</td> </tr> </table>	more balanced currency valuations	most important [1]	important [2]	less important [3]	Variable description
more balanced currency valuations	most important [1]	important [2]	less important [3]		

Time span of the variable

1983	1984	1985	1986	1987	1988	1989	1990	1991	1992
1993	1994	1995	1996	1997	1998	1999	2000	2001	2002
2003	2004	2005	2006	2007	2008	2009	2010	2011	2012
2013	2014	2015	2016	2017	2018	2019	2020	2021	2022

Nr.	Name	Label	Survey period	Survey frequency
-----	------	-------	---------------	------------------

3.202)	sq_201010_1	common rules/standards facilitate int. trade	2010	Oct
--------	-------------	--	------	-----

Wording of the question

	Variable description
--	----------------------

10/2010

International trade is facilitated by broad global use of common rules and standards, such as ICC's **Incoterms rules** (for example FOB or CIF)

strongly agree	agree	disagree
[1]	[2]	[3]

Time span of the variable

1983	1984	1985	1986	1987	1988	1989	1990	1991	1992
1993	1994	1995	1996	1997	1998	1999	2000	2001	2002
2003	2004	2005	2006	2007	2008	2009	2010	2011	2012
2013	2014	2015	2016	2017	2018	2019	2020	2021	2022

Nr.	Name	Label	Survey period	Survey frequency
3.203)	sq_201010_2	implementing Incoterms rules into legislation	2010	Oct

Wording of the question

10/2010	Variable description									
Do you agree that the government of your country should adopt the Incoterms rules into national legislation ?										
<table border="1"> <tr> <td>strongly agree</td> <td>agree</td> <td>disagree</td> </tr> <tr> <td>[1]</td> <td>[2]</td> <td>[3]</td> </tr> <tr> <td></td> <td></td> <td></td> </tr> </table>	strongly agree	agree	disagree	[1]	[2]	[3]				
strongly agree	agree	disagree								
[1]	[2]	[3]								

Time span of the variable

1983	1984	1985	1986	1987	1988	1989	1990	1991	1992
1993	1994	1995	1996	1997	1998	1999	2000	2001	2002
2003	2004	2005	2006	2007	2008	2009	2010	2011	2012
2013	2014	2015	2016	2017	2018	2019	2020	2021	2022

Nr.	Name	Label	Survey period	Survey frequency
3.204)	sq_201101_1	currency wars signal of protectionism being a threat	2011	Jan

Wording of the question

01/2011	Variable description															
Do you agree that the so-called currency wars are a clear signal that protectionism is looming as a major threat to doing business internationally?																
<table border="1"> <tr> <td>strongly agree</td> <td>rather agree</td> <td>rather disagree</td> <td>strongly disagree</td> <td>don't know, no answer possible</td> </tr> <tr> <td>[1]</td> <td>[2]</td> <td>[3]</td> <td>[4]</td> <td>[5]</td> </tr> <tr> <td></td> <td></td> <td></td> <td></td> <td></td> </tr> </table>	strongly agree	rather agree	rather disagree	strongly disagree	don't know, no answer possible	[1]	[2]	[3]	[4]	[5]						
strongly agree	rather agree	rather disagree	strongly disagree	don't know, no answer possible												
[1]	[2]	[3]	[4]	[5]												

Time span of the variable									
1983	1984	1985	1986	1987	1988	1989	1990	1991	1992
1993	1994	1995	1996	1997	1998	1999	2000	2001	2002
2003	2004	2005	2006	2007	2008	2009	2010	2011	2012
2013	2014	2015	2016	2017	2018	2019	2020	2021	2022

Nr.	Name	Label	Survey period	Survey frequency
3.205)	sq_201104_1	G20 should play leadership role to: reduce global econ. imbalances	2011	Apr

Wording of the question

04/2011	Variable description										
<p>Should business be urging the G20 forum to play a stronger leadership role</p> <table border="1"> <tr> <td>to reduce global economic imbalances (e.g. current account surplus/deficit, etc.)?</td> <td>strongly agree</td> <td>rather agree</td> <td>rather disagree</td> <td>strongly disagree</td> </tr> <tr> <td></td> <td>[1]</td> <td>[2]</td> <td>[3]</td> <td>[4]</td> </tr> </table>	to reduce global economic imbalances (e.g. current account surplus/deficit, etc.)?	strongly agree	rather agree	rather disagree	strongly disagree		[1]	[2]	[3]	[4]	
to reduce global economic imbalances (e.g. current account surplus/deficit, etc.)?	strongly agree	rather agree	rather disagree	strongly disagree							
	[1]	[2]	[3]	[4]							

Time span of the variable

1983	1984	1985	1986	1987	1988	1989	1990	1991	1992
1993	1994	1995	1996	1997	1998	1999	2000	2001	2002
2003	2004	2005	2006	2007	2008	2009	2010	2011	2012
2013	2014	2015	2016	2017	2018	2019	2020	2021	2022

Nr.	Name	Label	Survey period	Survey frequency
3.206)	sq_201104_2	G20 should play leadership role to: promote regulatory convergence	2011	Apr

Wording of the question

04/2011	Variable description										
<p>Should business be urging the G20 forum to play a stronger leadership role</p> <table border="1"> <tr> <td>to promote regulatory convergence (e.g. financial market, environment, etc.)?</td> <td>strongly agree</td> <td>rather agree</td> <td>rather disagree</td> <td>strongly disagree</td> </tr> <tr> <td></td> <td>[1]</td> <td>[2]</td> <td>[3]</td> <td>[4]</td> </tr> </table>	to promote regulatory convergence (e.g. financial market, environment, etc.)?	strongly agree	rather agree	rather disagree	strongly disagree		[1]	[2]	[3]	[4]	
to promote regulatory convergence (e.g. financial market, environment, etc.)?	strongly agree	rather agree	rather disagree	strongly disagree							
	[1]	[2]	[3]	[4]							

Time span of the variable

1983	1984	1985	1986	1987	1988	1989	1990	1991	1992
1993	1994	1995	1996	1997	1998	1999	2000	2001	2002

2003	2004	2005	2006	2007	2008	2009	2010	2011	2012
2013	2014	2015	2016	2017	2018	2019	2020	2021	2022

Nr.	Name	Label	Survey period	Survey frequency
-----	------	-------	---------------	------------------

3.207)	sq_201104_3	G20 and private sectors fighting corruption for economic growth	2011	Apr
--------	-------------	---	------	-----

Wording of the question

04/2011	Variable description								
<p>Can the G20's engagement with the private sector to strengthen corporate efforts in combating corruption help contribute to greater economic growth?</p> <table border="1"> <tr> <td>strongly agree</td><td>rather agree</td><td>rather disagree</td><td>strongly disagree</td></tr> <tr> <td>[1]</td><td>[2]</td><td>[3]</td><td>[4]</td></tr> </table>	strongly agree	rather agree	rather disagree	strongly disagree	[1]	[2]	[3]	[4]	
strongly agree	rather agree	rather disagree	strongly disagree						
[1]	[2]	[3]	[4]						

Time span of the variable

1983	1984	1985	1986	1987	1988	1989	1990	1991	1992
1993	1994	1995	1996	1997	1998	1999	2000	2001	2002
2003	2004	2005	2006	2007	2008	2009	2010	2011	2012
2013	2014	2015	2016	2017	2018	2019	2020	2021	2022

Nr.	Name	Label	Survey period	Survey frequency
-----	------	-------	---------------	------------------

3.208)	sq_201107_1	G20 priorities: fighting protectionism	2011	Jul
--------	-------------	--	------	-----

Wording of the question

07/2011	Variable description								
<p>Among the policy issues listed below, what priority should the G20 give to each this year:</p> <table border="1"> <tr> <td>Fighting protectionism and concluding the Doha Round trade negotiations</td><td>most important</td><td>important</td><td>less important</td></tr> <tr> <td></td><td>[1]</td><td>[2]</td><td>[3]</td></tr> </table>	Fighting protectionism and concluding the Doha Round trade negotiations	most important	important	less important		[1]	[2]	[3]	
Fighting protectionism and concluding the Doha Round trade negotiations	most important	important	less important						
	[1]	[2]	[3]						

Time span of the variable

1983	1984	1985	1986	1987	1988	1989	1990	1991	1992
1993	1994	1995	1996	1997	1998	1999	2000	2001	2002
2003	2004	2005	2006	2007	2008	2009	2010	2011	2012
2013	2014	2015	2016	2017	2018	2019	2020	2021	2022

Nr.	Name	Label	Survey period	Survey frequency
-----	------	-------	---------------	------------------

Wording of the question

07/2011	Variable description																	
<p>Among the policy issues listed below, what priority should the G20 give to each this year:</p> <table border="1" style="margin-left: auto; margin-right: auto;"> <tr> <td style="background-color: #e0f2f7;">Reforming the international monetary system</td> <td style="background-color: #e0f2f7;">most important [1]</td> <td style="background-color: #e0f2f7;">important [2]</td> <td style="background-color: #e0f2f7;">less important [3]</td> </tr> <tr> <td style="background-color: #e0f2f7;"></td> <td style="background-color: #e0f2f7;"></td> <td style="background-color: #e0f2f7;"></td> <td style="background-color: #e0f2f7;"></td> </tr> </table>											Reforming the international monetary system	most important [1]	important [2]	less important [3]				
Reforming the international monetary system	most important [1]	important [2]	less important [3]															
Time span of the variable																		
1983	1984	1985	1986	1987	1988	1989	1990	1991	1992									
1993	1994	1995	1996	1997	1998	1999	2000	2001	2002									
2003	2004	2005	2006	2007	2008	2009	2010	2011	2012									
2013	2014	2015	2016	2017	2018	2019	2020	2021	2022									

Nr.	Name	Label	Survey period	Survey frequency
-----	------	-------	---------------	------------------

Wording of the question

07/2011	Variable description																	
<p>Among the policy issues listed below, what priority should the G20 give to each this year:</p> <table border="1" style="margin-left: auto; margin-right: auto;"> <tr> <td style="background-color: #e0f2f7;">Improving financial regulation</td> <td style="background-color: #e0f2f7;">most important [1]</td> <td style="background-color: #e0f2f7;">important [2]</td> <td style="background-color: #e0f2f7;">less important [3]</td> </tr> <tr> <td style="background-color: #e0f2f7;"></td> <td style="background-color: #e0f2f7;"></td> <td style="background-color: #e0f2f7;"></td> <td style="background-color: #e0f2f7;"></td> </tr> </table>											Improving financial regulation	most important [1]	important [2]	less important [3]				
Improving financial regulation	most important [1]	important [2]	less important [3]															
Time span of the variable																		
1983	1984	1985	1986	1987	1988	1989	1990	1991	1992									
1993	1994	1995	1996	1997	1998	1999	2000	2001	2002									
2003	2004	2005	2006	2007	2008	2009	2010	2011	2012									
2013	2014	2015	2016	2017	2018	2019	2020	2021	2022									

Nr.	Name	Label	Survey period	Survey frequency
-----	------	-------	---------------	------------------

Wording of the question

07/2011	Variable description																	
<p>Among the policy issues listed below, what priority should the G20 give to each this year:</p> <table border="1" style="margin-left: auto; margin-right: auto;"> <tr> <td style="background-color: #e0f2f7;"></td> <td style="background-color: #e0f2f7;">most important [1]</td> <td style="background-color: #e0f2f7;">important [2]</td> <td style="background-color: #e0f2f7;">less important [3]</td> </tr> <tr> <td style="background-color: #e0f2f7;"></td> <td style="background-color: #e0f2f7;"></td> <td style="background-color: #e0f2f7;"></td> <td style="background-color: #e0f2f7;"></td> </tr> </table>												most important [1]	important [2]	less important [3]				
	most important [1]	important [2]	less important [3]															

Promoting green growth	important	important	important
	[1]	[2]	[3]

Time span of the variable

1983	1984	1985	1986	1987	1988	1989	1990	1991	1992
1993	1994	1995	1996	1997	1998	1999	2000	2001	2002
2003	2004	2005	2006	2007	2008	2009	2010	2011	2012
2013	2014	2015	2016	2017	2018	2019	2020	2021	2022

Nr.	Name	Label	Survey period	Survey frequency
-----	------	-------	---------------	------------------

3.212)	sq_201107_5	G20 priorities: combat climate change	2011	Jul
--------	-------------	---------------------------------------	------	-----

Wording of the question

07/2011	Variable description							
<p>Among the policy issues listed below, what priority should the G20 give to each this year:</p> <table border="1"> <tr> <td rowspan="2">Pushing ahead with the UN-led efforts to combat climate change</td> <td>most important</td> <td>important</td> <td>less important</td> </tr> <tr> <td>[1]</td> <td>[2]</td> <td>[3]</td> </tr> </table>	Pushing ahead with the UN-led efforts to combat climate change	most important	important	less important	[1]	[2]	[3]	
Pushing ahead with the UN-led efforts to combat climate change		most important	important	less important				
	[1]	[2]	[3]					

Time span of the variable

1983	1984	1985	1986	1987	1988	1989	1990	1991	1992
1993	1994	1995	1996	1997	1998	1999	2000	2001	2002
2003	2004	2005	2006	2007	2008	2009	2010	2011	2012
2013	2014	2015	2016	2017	2018	2019	2020	2021	2022

Nr.	Name	Label	Survey period	Survey frequency
-----	------	-------	---------------	------------------

3.213)	sq_201107_6	G20 priorities: internat. cooperation against corruption	2011	Jul
--------	-------------	--	------	-----

Wording of the question

07/2011	Variable description							
<p>Among the policy issues listed below, what priority should the G20 give to each this year:</p> <table border="1"> <tr> <td rowspan="2">Strengthening international cooperation against corruption in business transactions</td> <td>most important</td> <td>important</td> <td>less important</td> </tr> <tr> <td>[1]</td> <td>[2]</td> <td>[3]</td> </tr> </table>	Strengthening international cooperation against corruption in business transactions	most important	important	less important	[1]	[2]	[3]	
Strengthening international cooperation against corruption in business transactions		most important	important	less important				
	[1]	[2]	[3]					

Time span of the variable

1983	1984	1985	1986	1987	1988	1989	1990	1991	1992
1993	1994	1995	1996	1997	1998	1999	2000	2001	2002

2003	2004	2005	2006	2007	2008	2009	2010	2011	2012
2013	2014	2015	2016	2017	2018	2019	2020	2021	2022

Nr.	Name	Label	Survey period	Survey frequency
3.214)	sq_201107_7	G20 priorities: price volatility	2011	Jul

Wording of the question

07/2011	Variable description								
<p>Among the policy issues listed below, what priority should the G20 give to each this year:</p> <table border="1"> <tr> <td>Reducing price volatility in commodities</td> <td>most important [1]</td> <td>important [2]</td> <td>less important [3]</td> </tr> <tr> <td></td> <td></td> <td></td> <td></td> </tr> </table>	Reducing price volatility in commodities	most important [1]	important [2]	less important [3]					
Reducing price volatility in commodities	most important [1]	important [2]	less important [3]						

Time span of the variable

1983	1984	1985	1986	1987	1988	1989	1990	1991	1992
1993	1994	1995	1996	1997	1998	1999	2000	2001	2002
2003	2004	2005	2006	2007	2008	2009	2010	2011	2012
2013	2014	2015	2016	2017	2018	2019	2020	2021	2022

Nr.	Name	Label	Survey period	Survey frequency
3.215)	sq_201107_8	G20 priorities: coordination against external payment imbalances	2011	Jul

Wording of the question

07/2011	Variable description								
<p>Among the policy issues listed below, what priority should the G20 give to each this year:</p> <table border="1"> <tr> <td>Improving coordination to reduce large imbalances in countries' external payments</td> <td>most important [1]</td> <td>important [2]</td> <td>less important [3]</td> </tr> <tr> <td></td> <td></td> <td></td> <td></td> </tr> </table>	Improving coordination to reduce large imbalances in countries' external payments	most important [1]	important [2]	less important [3]					
Improving coordination to reduce large imbalances in countries' external payments	most important [1]	important [2]	less important [3]						

Time span of the variable

1983	1984	1985	1986	1987	1988	1989	1990	1991	1992
1993	1994	1995	1996	1997	1998	1999	2000	2001	2002
2003	2004	2005	2006	2007	2008	2009	2010	2011	2012
2013	2014	2015	2016	2017	2018	2019	2020	2021	2022

Nr.	Name	Label	Survey period	Survey frequency
-----	------	-------	---------------	------------------

Wording of the question

07/2011	Variable description								
<p>Among the policy issues listed below, what priority should the G20 give to each this year:</p> <table border="1" style="margin-left: auto; margin-right: auto;"> <tr> <td style="background-color: #e0f2f1;">Fighting unemployment by creating productive jobs</td> <td style="background-color: #e0f2f1;">most important [1]</td> <td style="background-color: #e0f2f1;">important [2]</td> <td style="background-color: #e0f2f1;">less important [3]</td> </tr> <tr> <td style="background-color: #e0f2f1;"></td> <td style="background-color: #e0f2f1;"></td> <td style="background-color: #e0f2f1;"></td> <td style="background-color: #e0f2f1;"></td> </tr> </table>	Fighting unemployment by creating productive jobs	most important [1]	important [2]	less important [3]					
Fighting unemployment by creating productive jobs	most important [1]	important [2]	less important [3]						
Time span of the variable									
1983	1984	1985	1986	1987	1988	1989	1990	1991	1992
1993	1994	1995	1996	1997	1998	1999	2000	2001	2002
2003	2004	2005	2006	2007	2008	2009	2010	2011	2012
2013	2014	2015	2016	2017	2018	2019	2020	2021	2022

Nr.	Name	Label	Survey period	Survey frequency
-----	------	-------	---------------	------------------

Wording of the question

07/2011	Variable description								
<p>Among the policy issues listed below, what priority should the G20 give to each this year:</p> <table border="1" style="margin-left: auto; margin-right: auto;"> <tr> <td style="background-color: #e0f2f1;">Improving the framework for encouraging direct investment across frontiers</td> <td style="background-color: #e0f2f1;">most important [1]</td> <td style="background-color: #e0f2f1;">important [2]</td> <td style="background-color: #e0f2f1;">less important [3]</td> </tr> <tr> <td style="background-color: #e0f2f1;"></td> <td style="background-color: #e0f2f1;"></td> <td style="background-color: #e0f2f1;"></td> <td style="background-color: #e0f2f1;"></td> </tr> </table>	Improving the framework for encouraging direct investment across frontiers	most important [1]	important [2]	less important [3]					
Improving the framework for encouraging direct investment across frontiers	most important [1]	important [2]	less important [3]						
Time span of the variable									
1983	1984	1985	1986	1987	1988	1989	1990	1991	1992
1993	1994	1995	1996	1997	1998	1999	2000	2001	2002
2003	2004	2005	2006	2007	2008	2009	2010	2011	2012
2013	2014	2015	2016	2017	2018	2019	2020	2021	2022

Nr.	Name	Label	Survey period	Survey frequency
-----	------	-------	---------------	------------------

Wording of the question

07/2011	Variable description								
<p>Among the policy issues listed below, what priority should the G20 give to each this year:</p> <table border="1" style="margin-left: auto; margin-right: auto;"> <tr> <td style="background-color: #e0f2f1;"></td> <td style="background-color: #e0f2f1;">most important [1]</td> <td style="background-color: #e0f2f1;">important [2]</td> <td style="background-color: #e0f2f1;">less important [3]</td> </tr> <tr> <td style="background-color: #e0f2f1;"></td> <td style="background-color: #e0f2f1;"></td> <td style="background-color: #e0f2f1;"></td> <td style="background-color: #e0f2f1;"></td> </tr> </table>		most important [1]	important [2]	less important [3]					
	most important [1]	important [2]	less important [3]						

Others, please specify	[1]	[2]	[3]
------------------------	-----	-----	-----

Time span of the variable

1983	1984	1985	1986	1987	1988	1989	1990	1991	1992
1993	1994	1995	1996	1997	1998	1999	2000	2001	2002
2003	2004	2005	2006	2007	2008	2009	2010	2011	2012
2013	2014	2015	2016	2017	2018	2019	2020	2021	2022

Nr.	Name	Label	Survey period	Survey frequency
3.219)	sq_201110_1	awareness of ICANN programme approval	2011	Oct

Wording of the question

10/2011	Variable description
<p>In June 2011, the Internet Corporation for Assigned Names and Numbers (ICANN) approved a programme to allow companies, organizations and communities to apply to operate an Internet domain name ending that corresponds to words or phrases, including an organization's name or brand. This means that companies, instead of having their brand or name before the ".com", could apply for a domain name extension that ends with their own brand name - effectively staking out their own piece of the Internet and allowing for a greater choice of possible domain names.</p> <p>a) Were you previously aware that ICANN had approved this programme for new domain name extensions?</p> <p>yes [1] <input type="checkbox"/> no [2] <input type="checkbox"/></p>	

Time span of the variable

1983	1984	1985	1986	1987	1988	1989	1990	1991	1992
1993	1994	1995	1996	1997	1998	1999	2000	2001	2002
2003	2004	2005	2006	2007	2008	2009	2010	2011	2012
2013	2014	2015	2016	2017	2018	2019	2020	2021	2022

Nr.	Name	Label	Survey period	Survey frequency
3.220)	sq_201110_2	sufficiently informed about ICANN programme approval	2011	Oct

Wording of the question

10/2011	Variable description
<p>In June 2011, the Internet Corporation for Assigned Names and Numbers (ICANN) approved a programme to allow companies, organizations and communities to apply to operate an Internet domain name ending that corresponds to words or phrases, including an organization's name or brand. This means that companies, instead of having their brand or name before the ".com", could apply for a domain name extension that ends with their own brand name - effectively staking out their own piece of the Internet and allowing for a greater choice of possible domain names.</p> <p>b) If you are aware of this new programme, do you feel that you have enough information about it?</p> <p>yes [1] <input type="checkbox"/> no [2] <input type="checkbox"/></p>	

Time span of the variable									
1983	1984	1985	1986	1987	1988	1989	1990	1991	1992
1993	1994	1995	1996	1997	1998	1999	2000	2001	2002
2003	2004	2005	2006	2007	2008	2009	2010	2011	2012
2013	2014	2015	2016	2017	2018	2019	2020	2021	2022

Nr.	Name	Label	Survey period	Survey frequency
3.221)	sq_201110_3	business opportunities due to ICANN programme	2011	Oct

Wording of the question

10/2011	Variable description
<p>In June 2011, the Internet Corporation for Assigned Names and Numbers (ICANN) approved a programme to allow companies, organizations and communities to apply to operate an Internet domain name ending that corresponds to words or phrases, including an organization's name or brand. This means that companies, instead of having their brand or name before the ".com", could apply for a domain name extension that ends with their own brand name - effectively staking out their own piece of the Internet and allowing for a greater choice of possible domain names.</p> <p>c) Do you believe that this new programme for domain name extensions offers a significant business opportunity to enterprises?</p> <p>yes [1] <input type="text"/> no [2] <input type="text"/> probably [3] <input type="text"/></p>	

Time span of the variable

1983	1984	1985	1986	1987	1988	1989	1990	1991	1992
1993	1994	1995	1996	1997	1998	1999	2000	2001	2002
2003	2004	2005	2006	2007	2008	2009	2010	2011	2012
2013	2014	2015	2016	2017	2018	2019	2020	2021	2022

Nr.	Name	Label	Survey period	Survey frequency
3.222)	sq_201201_1	damage due to collapsing Eurozone: short term	2012	Jan

Wording of the question

01/2012	Variable description							
<p>How damaging would it be for the world economy and global business if the Eurozone collapsed and all member countries returned to purely national currencies?</p> <table border="1"> <tr> <td rowspan="2">in the short-term (1-3 years)</td> <td>very</td> <td>moderately</td> <td>slightly</td> </tr> <tr> <td>[1]</td> <td>[2]</td> <td>[3]</td> </tr> </table>	in the short-term (1-3 years)	very	moderately	slightly	[1]	[2]	[3]	
in the short-term (1-3 years)		very	moderately	slightly				
	[1]	[2]	[3]					

Time span of the variable

1983	1984	1985	1986	1987	1988	1989	1990	1991	1992
1993	1994	1995	1996	1997	1998	1999	2000	2001	2002

2003	2004	2005	2006	2007	2008	2009	2010	2011	2012	
2013	2014	2015	2016	2017	2018	2019	2020	2021	2022	

Nr.	Name	Label	Survey period	Survey frequency
3.223)	sq_201201_2	damage due to collapsing Eurozone: mid- and long-term	2012	Jan

Wording of the question

01/2012	Variable description								
<p>How damaging would it be for the world economy and global business if the Eurozone collapsed and all member countries returned to purely national currencies?</p> <table border="1"> <tr> <td rowspan="2">in the mid- and long-term (more than 3 years)</td> <td>very</td> <td>moderately</td> <td>slightly</td> </tr> <tr> <td>[1]</td> <td>[2]</td> <td>[3]</td> </tr> </table>	in the mid- and long-term (more than 3 years)	very	moderately	slightly	[1]	[2]	[3]		
in the mid- and long-term (more than 3 years)		very	moderately	slightly					
	[1]	[2]	[3]						
Time span of the variable									
1983	1984	1985	1986	1987	1988	1989	1990	1991	1992
1993	1994	1995	1996	1997	1998	1999	2000	2001	2002
2003	2004	2005	2006	2007	2008	2009	2010	2011	2012
2013	2014	2015	2016	2017	2018	2019	2020	2021	2022

Nr.	Name	Label	Survey period	Survey frequency
3.224)	sq_201204_1	sufficient multilateral coop. by gov. on environmental issues	2012	Apr

Wording of the question

04/2012	Variable description								
<p>Twenty years ago, a path-breaking UN summit in Rio de Janeiro called upon the world to foster economic growth and sustainable development in all countries to better address environmental degradation. As governments, business and civil society prepare to gather again in Rio (Rio+20) to assess progress made towards sustainable development over the past two decades, to what extent do you agree with the following statements?</p> <table border="1"> <tr> <td rowspan="2">There has been sufficient multilateral cooperation by governments on environmental issues</td> <td>agree</td> <td>agree partially</td> <td>do not agree at all</td> </tr> <tr> <td>[1]</td> <td>[2]</td> <td>[3]</td> </tr> </table>	There has been sufficient multilateral cooperation by governments on environmental issues	agree	agree partially	do not agree at all	[1]	[2]	[3]		
There has been sufficient multilateral cooperation by governments on environmental issues		agree	agree partially	do not agree at all					
	[1]	[2]	[3]						
Time span of the variable									
1983	1984	1985	1986	1987	1988	1989	1990	1991	1992
1993	1994	1995	1996	1997	1998	1999	2000	2001	2002
2003	2004	2005	2006	2007	2008	2009	2010	2011	2012

2013	2014	2015	2016	2017	2018	2019	2020	2021	2022

Nr.	Name	Label	Survey period	Survey frequency
-----	------	-------	---------------	------------------

3.225)	sq_201204_2	successful integration of environmental impact into business practices	2012	Apr
--------	-------------	--	------	-----

Wording of the question

<p>04/2012</p> <p>Twenty years ago, a path-breaking UN summit in Rio de Janeiro called upon the world to foster economic growth and sustainable development in all countries to better address environmental degradation. As governments, business and civil society prepare to gather again in Rio (Rio+20) to assess progress made towards sustainable development over the past two decades, to what extent do you agree with the following statements?</p> <table border="1" style="margin-left: auto; margin-right: auto;"> <tr> <td style="background-color: #e0f2f7;">Business has succeeded in integrating environmental impacts into ist business practices</td> <td style="background-color: #e0f2f7;">agree [1]</td> <td style="background-color: #e0f2f7;">agree partially [2]</td> <td style="background-color: #e0f2f7;">do not agree at all [3]</td> </tr> <tr> <td></td> <td></td> <td></td> <td></td> </tr> </table>	Business has succeeded in integrating environmental impacts into ist business practices	agree [1]	agree partially [2]	do not agree at all [3]					Variable description
Business has succeeded in integrating environmental impacts into ist business practices	agree [1]	agree partially [2]	do not agree at all [3]						

Time span of the variable

1983	1984	1985	1986	1987	1988	1989	1990	1991	1992
1993	1994	1995	1996	1997	1998	1999	2000	2001	2002
2003	2004	2005	2006	2007	2008	2009	2010	2011	2012
2013	2014	2015	2016	2017	2018	2019	2020	2021	2022

Nr.	Name	Label	Survey period	Survey frequency
-----	------	-------	---------------	------------------

3.226)	sq_201204_3	Rio+20 outcomes: multilat. environmental governance	2012	Apr
--------	-------------	---	------	-----

Wording of the question

<p>04/2012</p> <p>Twenty years ago, a path-breaking UN summit in Rio de Janeiro called upon the world to foster economic growth and sustainable development in all countries to better address environmental degradation. As governments, business and civil society prepare to gather again in Rio (Rio+20) to assess progress made towards sustainable development over the past two decades, to what extent do you agree with the following statements?</p> <p>The main outcomes from Rio+20 to promote sustainable development and alleviate poverty should be:</p> <table border="1" style="margin-left: auto; margin-right: auto;"> <tr> <td style="background-color: #e0f2f7;">enhanced multilateral environmental governance</td> <td style="background-color: #e0f2f7;">agree [1]</td> <td style="background-color: #e0f2f7;">agree partially [2]</td> <td style="background-color: #e0f2f7;">do not agree at all [3]</td> </tr> <tr> <td></td> <td></td> <td></td> <td></td> </tr> </table>	enhanced multilateral environmental governance	agree [1]	agree partially [2]	do not agree at all [3]					Variable description
enhanced multilateral environmental governance	agree [1]	agree partially [2]	do not agree at all [3]						

Time span of the variable

1983	1984	1985	1986	1987	1988	1989	1990	1991	1992
1993	1994	1995	1996	1997	1998	1999	2000	2001	2002
2003	2004	2005	2006	2007	2008	2009	2010	2011	2012
2013	2014	2015	2016	2017	2018	2019	2020	2021	2022

--	--	--	--	--	--	--

Nr.	Name	Label	Survey period	Survey frequency
3.227)	sq_201204_4	Rio+20 outcomes: private sector in decision-making	2012	Apr

Wording of the question

<p>04/2012</p> <p>Twenty years ago, a path-breaking UN summit in Rio de Janeiro called upon the world to foster economic growth and sustainable development in all countries to better address environmental degradation. As governments, business and civil society prepare to gather again in Rio (Rio+20) to assess progress made towards sustainable development over the past two decades, to what extent do you agree with the following statements?</p> <p>The main outcomes from Rio+20 to promote sustainable development and alleviate poverty should be:</p> <table border="1" style="margin-left: auto; margin-right: auto;"> <tr> <td style="background-color: #e0f2f7;">a greater role for the private sector in the decision-making process</td> <td style="text-align: center;">agree [1]</td> <td style="text-align: center;">agree partially [2]</td> <td style="text-align: center;">do not agree at all [3]</td> </tr> <tr> <td></td> <td></td> <td></td> <td></td> </tr> </table>	a greater role for the private sector in the decision-making process	agree [1]	agree partially [2]	do not agree at all [3]					Variable description
a greater role for the private sector in the decision-making process	agree [1]	agree partially [2]	do not agree at all [3]						

Time span of the variable

1983	1984	1985	1986	1987	1988	1989	1990	1991	1992
1993	1994	1995	1996	1997	1998	1999	2000	2001	2002
2003	2004	2005	2006	2007	2008	2009	2010	2011	2012
2013	2014	2015	2016	2017	2018	2019	2020	2021	2022

Nr.	Name	Label	Survey period	Survey frequency
3.228)	sq_201204_5	Rio+20 outcomes: understanding of conditions for green economy	2012	Apr

Wording of the question

<p>04/2012</p> <p>Twenty years ago, a path-breaking UN summit in Rio de Janeiro called upon the world to foster economic growth and sustainable development in all countries to better address environmental degradation. As governments, business and civil society prepare to gather again in Rio (Rio+20) to assess progress made towards sustainable development over the past two decades, to what extent do you agree with the following statements?</p> <p>The main outcomes from Rio+20 to promote sustainable development and alleviate poverty should be:</p> <table border="1" style="margin-left: auto; margin-right: auto;"> <tr> <td style="background-color: #e0f2f7;">a better understanding of the conditions needed to foster a transition towards a green economy</td> <td style="text-align: center;">agree [1]</td> <td style="text-align: center;">agree partially [2]</td> <td style="text-align: center;">do not agree at all [3]</td> </tr> <tr> <td></td> <td></td> <td></td> <td></td> </tr> </table>	a better understanding of the conditions needed to foster a transition towards a green economy	agree [1]	agree partially [2]	do not agree at all [3]					Variable description
a better understanding of the conditions needed to foster a transition towards a green economy	agree [1]	agree partially [2]	do not agree at all [3]						

Time span of the variable

1983	1984	1985	1986	1987	1988	1989	1990	1991	1992
1993	1994	1995	1996	1997	1998	1999	2000	2001	2002
2003	2004	2005	2006	2007	2008	2009	2010	2011	2012

2013	2014	2015	2016	2017	2018	2019	2020	2021	2022
------	------	------	------	------	------	------	------	------	------

Nr.	Name	Label	Survey period	Survey frequency
-----	------	-------	---------------	------------------

3.229)	sq_201207_1	multilat. agreement for framework of enforceable global rules	2012	Jul
--------	-------------	---	------	-----

Wording of the question

<p>07/2012</p> <p>Against a background of growing protectionism in many parts of the world, ICC has recently issued its 2012 Guidelines for International Investment to encourage a more secure environment for cross-border investment.</p> <p>Do you think that the business community should be urging governments to work towards a multilateral agreement to provide a framework of enforceable global rules for international investment?</p> <table border="1" style="margin-left: auto; margin-right: auto;"> <tr> <td style="text-align: center;">strongly agree</td> <td style="text-align: center;">rather agree</td> <td style="text-align: center;">rather disagree</td> <td style="text-align: center;">strongly disagree</td> </tr> <tr> <td style="text-align: center;">[1]</td> <td style="text-align: center;">[2]</td> <td style="text-align: center;">[3]</td> <td style="text-align: center;">[4]</td> </tr> </table>	strongly agree	rather agree	rather disagree	strongly disagree	[1]	[2]	[3]	[4]	Variable description
strongly agree	rather agree	rather disagree	strongly disagree						
[1]	[2]	[3]	[4]						

Time span of the variable

1983	1984	1985	1986	1987	1988	1989	1990	1991	1992
1993	1994	1995	1996	1997	1998	1999	2000	2001	2002
2003	2004	2005	2006	2007	2008	2009	2010	2011	2012
2013	2014	2015	2016	2017	2018	2019	2020	2021	2022

Nr.	Name	Label	Survey period	Survey frequency
-----	------	-------	---------------	------------------

3.230)	sq_201210_1	emphasis on ethics improving economy	2012	Oct
--------	-------------	--------------------------------------	------	-----

Wording of the question

<p>10/2012</p> <p>Amid growing pressure by both governments and business for fighting corruption, ICC is launching its Anti-Corruption Clause and is developing ethics and compliance training programmes for business.</p> <p>Would greater emphasis in your country on ethics and compliance training for business help improve economic productivity and attract more foreign investment?</p> <table border="1" style="margin-left: auto; margin-right: auto;"> <tr> <td style="text-align: center;">strongly agree</td> <td style="text-align: center;">rather agree</td> <td style="text-align: center;">rather disagree</td> <td style="text-align: center;">strongly disagree</td> </tr> <tr> <td style="text-align: center;">[1]</td> <td style="text-align: center;">[2]</td> <td style="text-align: center;">[3]</td> <td style="text-align: center;">[4]</td> </tr> </table>	strongly agree	rather agree	rather disagree	strongly disagree	[1]	[2]	[3]	[4]	Variable description
strongly agree	rather agree	rather disagree	strongly disagree						
[1]	[2]	[3]	[4]						

Time span of the variable

1983	1984	1985	1986	1987	1988	1989	1990	1991	1992
1993	1994	1995	1996	1997	1998	1999	2000	2001	2002
2003	2004	2005	2006	2007	2008	2009	2010	2011	2012

2013	2014	2015	2016	2017	2018	2019	2020	2021	2022
------	------	------	------	------	------	------	------	------	------

Nr.	Name	Label	Survey period	Survey frequency
3.231)	sq_201210_2	anti-corruption factors: transparency	2012	Oct

Wording of the question

<p>10/2012</p> <p>Amid growing pressure by both governments and business for fighting corruption, ICC is launching its Anti-Corruption Clause and is developing ethics and compliance training programmes for business.</p> <p>Please assess the following factors according to their importance in fighting corruption in your country</p> <table border="1" style="margin-left: auto; margin-right: auto;"> <tr> <td style="padding: 5px;">Transparency in government procurement</td> <td style="padding: 5px;">most important [1]</td> <td style="padding: 5px;">important [2]</td> <td style="padding: 5px;">least important [3]</td> </tr> <tr> <td style="height: 15px;"></td> <td style="height: 15px;"></td> <td style="height: 15px;"></td> <td style="height: 15px;"></td> </tr> </table>	Transparency in government procurement	most important [1]	important [2]	least important [3]					Variable description																																
Transparency in government procurement	most important [1]	important [2]	least important [3]																																						
<p>Time span of the variable</p> <table border="1"> <tr><td>1983</td><td>1984</td><td>1985</td><td>1986</td><td>1987</td><td>1988</td><td>1989</td><td>1990</td><td>1991</td><td>1992</td></tr> <tr><td>1993</td><td>1994</td><td>1995</td><td>1996</td><td>1997</td><td>1998</td><td>1999</td><td>2000</td><td>2001</td><td>2002</td></tr> <tr><td>2003</td><td>2004</td><td>2005</td><td>2006</td><td>2007</td><td>2008</td><td>2009</td><td>2010</td><td>2011</td><td>2012</td></tr> <tr><td>2013</td><td>2014</td><td>2015</td><td>2016</td><td>2017</td><td>2018</td><td>2019</td><td>2020</td><td>2021</td><td>2022</td></tr> </table>		1983	1984	1985	1986	1987	1988	1989	1990	1991	1992	1993	1994	1995	1996	1997	1998	1999	2000	2001	2002	2003	2004	2005	2006	2007	2008	2009	2010	2011	2012	2013	2014	2015	2016	2017	2018	2019	2020	2021	2022
1983	1984	1985	1986	1987	1988	1989	1990	1991	1992																																
1993	1994	1995	1996	1997	1998	1999	2000	2001	2002																																
2003	2004	2005	2006	2007	2008	2009	2010	2011	2012																																
2013	2014	2015	2016	2017	2018	2019	2020	2021	2022																																

Nr.	Name	Label	Survey period	Survey frequency
3.232)	sq_201210_3	anti-corruption factors: sectoral initiatives	2012	Oct

Wording of the question

<p>10/2012</p> <p>Amid growing pressure by both governments and business for fighting corruption, ICC is launching its Anti-Corruption Clause and is developing ethics and compliance training programmes for business.</p> <p>Please assess the following factors according to their importance in fighting corruption in your country</p> <table border="1" style="margin-left: auto; margin-right: auto;"> <tr> <td style="padding: 5px;">Promoting sectoral initiatives</td> <td style="padding: 5px;">most important [1]</td> <td style="padding: 5px;">important [2]</td> <td style="padding: 5px;">least important [3]</td> </tr> <tr> <td style="height: 15px;"></td> <td style="height: 15px;"></td> <td style="height: 15px;"></td> <td style="height: 15px;"></td> </tr> </table>	Promoting sectoral initiatives	most important [1]	important [2]	least important [3]					Variable description																																
Promoting sectoral initiatives	most important [1]	important [2]	least important [3]																																						
<p>Time span of the variable</p> <table border="1"> <tr><td>1983</td><td>1984</td><td>1985</td><td>1986</td><td>1987</td><td>1988</td><td>1989</td><td>1990</td><td>1991</td><td>1992</td></tr> <tr><td>1993</td><td>1994</td><td>1995</td><td>1996</td><td>1997</td><td>1998</td><td>1999</td><td>2000</td><td>2001</td><td>2002</td></tr> <tr><td>2003</td><td>2004</td><td>2005</td><td>2006</td><td>2007</td><td>2008</td><td>2009</td><td>2010</td><td>2011</td><td>2012</td></tr> <tr><td>2013</td><td>2014</td><td>2015</td><td>2016</td><td>2017</td><td>2018</td><td>2019</td><td>2020</td><td>2021</td><td>2022</td></tr> </table>		1983	1984	1985	1986	1987	1988	1989	1990	1991	1992	1993	1994	1995	1996	1997	1998	1999	2000	2001	2002	2003	2004	2005	2006	2007	2008	2009	2010	2011	2012	2013	2014	2015	2016	2017	2018	2019	2020	2021	2022
1983	1984	1985	1986	1987	1988	1989	1990	1991	1992																																
1993	1994	1995	1996	1997	1998	1999	2000	2001	2002																																
2003	2004	2005	2006	2007	2008	2009	2010	2011	2012																																
2013	2014	2015	2016	2017	2018	2019	2020	2021	2022																																

--	--	--	--	--	--

Nr.	Name	Label	Survey period	Survey frequency
3.233)	sq_201210_4	anti-corruption factors: private sector in review mechanisms	2012	Oct

Wording of the question

<p>10/2012</p> <p>Amid growing pressure by both governments and business for fighting corruption, ICC is launching its Anti-Corruption Clause and is developing ethics and compliance training programmes for business.</p> <p>Please assess the following factors according to their importance in fighting corruption in your country</p> <table border="1" style="margin-left: auto; margin-right: auto;"> <tr> <td style="padding: 5px;">Engaging the private sector in the review mechanism for the UN Convention against Corruption and the OECD Anti-Bribery Convention</td> <td style="padding: 5px; text-align: center;">most important [1]</td> <td style="padding: 5px; text-align: center;">important [2]</td> <td style="padding: 5px; text-align: center;">least important [3]</td> </tr> <tr> <td style="height: 20px;"></td> <td></td> <td></td> <td></td> </tr> </table>	Engaging the private sector in the review mechanism for the UN Convention against Corruption and the OECD Anti-Bribery Convention	most important [1]	important [2]	least important [3]					Variable description																																																																								
Engaging the private sector in the review mechanism for the UN Convention against Corruption and the OECD Anti-Bribery Convention	most important [1]	important [2]	least important [3]																																																																														
<p>Time span of the variable</p> <table border="1" style="width: 100%; text-align: center;"> <tr><td>1983</td><td>1984</td><td>1985</td><td>1986</td><td>1987</td><td>1988</td><td>1989</td><td>1990</td><td>1991</td><td>1992</td></tr> <tr><td></td><td></td><td></td><td></td><td></td><td></td><td></td><td></td><td></td><td></td></tr> <tr><td>1993</td><td>1994</td><td>1995</td><td>1996</td><td>1997</td><td>1998</td><td>1999</td><td>2000</td><td>2001</td><td>2002</td></tr> <tr><td></td><td></td><td></td><td></td><td></td><td></td><td></td><td></td><td></td><td></td></tr> <tr><td>2003</td><td>2004</td><td>2005</td><td>2006</td><td>2007</td><td>2008</td><td>2009</td><td>2010</td><td>2011</td><td>2012</td></tr> <tr><td></td><td></td><td></td><td></td><td></td><td></td><td></td><td></td><td></td><td style="background-color: #003366;"></td></tr> <tr><td>2013</td><td>2014</td><td>2015</td><td>2016</td><td>2017</td><td>2018</td><td>2019</td><td>2020</td><td>2021</td><td>2022</td></tr> <tr><td></td><td></td><td></td><td></td><td></td><td></td><td></td><td></td><td></td><td></td></tr> </table>		1983	1984	1985	1986	1987	1988	1989	1990	1991	1992											1993	1994	1995	1996	1997	1998	1999	2000	2001	2002											2003	2004	2005	2006	2007	2008	2009	2010	2011	2012											2013	2014	2015	2016	2017	2018	2019	2020	2021	2022										
1983	1984	1985	1986	1987	1988	1989	1990	1991	1992																																																																								
1993	1994	1995	1996	1997	1998	1999	2000	2001	2002																																																																								
2003	2004	2005	2006	2007	2008	2009	2010	2011	2012																																																																								
2013	2014	2015	2016	2017	2018	2019	2020	2021	2022																																																																								

Nr.	Name	Label	Survey period	Survey frequency
3.234)	sq_201210_5	anti-corruption factors: public-private partnerships on capacity-building and training	2012	Oct

Wording of the question

<p>10/2012</p> <p>Amid growing pressure by both governments and business for fighting corruption, ICC is launching its Anti-Corruption Clause and is developing ethics and compliance training programmes for business.</p> <p>Please assess the following factors according to their importance in fighting corruption in your country</p> <table border="1" style="margin-left: auto; margin-right: auto;"> <tr> <td style="padding: 5px;">Enhancing public-private partnerships on capacity-building and training</td> <td style="padding: 5px; text-align: center;">most important [1]</td> <td style="padding: 5px; text-align: center;">important [2]</td> <td style="padding: 5px; text-align: center;">least important [3]</td> </tr> <tr> <td style="height: 20px;"></td> <td></td> <td></td> <td></td> </tr> </table>	Enhancing public-private partnerships on capacity-building and training	most important [1]	important [2]	least important [3]					Variable description																																																																								
Enhancing public-private partnerships on capacity-building and training	most important [1]	important [2]	least important [3]																																																																														
<p>Time span of the variable</p> <table border="1" style="width: 100%; text-align: center;"> <tr><td>1983</td><td>1984</td><td>1985</td><td>1986</td><td>1987</td><td>1988</td><td>1989</td><td>1990</td><td>1991</td><td>1992</td></tr> <tr><td></td><td></td><td></td><td></td><td></td><td></td><td></td><td></td><td></td><td></td></tr> <tr><td>1993</td><td>1994</td><td>1995</td><td>1996</td><td>1997</td><td>1998</td><td>1999</td><td>2000</td><td>2001</td><td>2002</td></tr> <tr><td></td><td></td><td></td><td></td><td></td><td></td><td></td><td></td><td></td><td></td></tr> <tr><td>2003</td><td>2004</td><td>2005</td><td>2006</td><td>2007</td><td>2008</td><td>2009</td><td>2010</td><td>2011</td><td>2012</td></tr> <tr><td></td><td></td><td></td><td></td><td></td><td></td><td></td><td></td><td></td><td style="background-color: #003366;"></td></tr> <tr><td>2013</td><td>2014</td><td>2015</td><td>2016</td><td>2017</td><td>2018</td><td>2019</td><td>2020</td><td>2021</td><td>2022</td></tr> <tr><td></td><td></td><td></td><td></td><td></td><td></td><td></td><td></td><td></td><td></td></tr> </table>		1983	1984	1985	1986	1987	1988	1989	1990	1991	1992											1993	1994	1995	1996	1997	1998	1999	2000	2001	2002											2003	2004	2005	2006	2007	2008	2009	2010	2011	2012											2013	2014	2015	2016	2017	2018	2019	2020	2021	2022										
1983	1984	1985	1986	1987	1988	1989	1990	1991	1992																																																																								
1993	1994	1995	1996	1997	1998	1999	2000	2001	2002																																																																								
2003	2004	2005	2006	2007	2008	2009	2010	2011	2012																																																																								
2013	2014	2015	2016	2017	2018	2019	2020	2021	2022																																																																								

Nr.	Name	Label	Survey period	Survey frequency
-----	------	-------	---------------	------------------

3.235) **sq_201210_6** anti-corruption factors: business codes of conduct 2012 Oct

Wording of the question

<p>10/2012</p> <p>Amid growing pressure by both governments and business for fighting corruption, ICC is launching its Anti-Corruption Clause and is developing ethics and compliance training programmes for business.</p> <p>Please assess the following factors according to their importance in fighting corruption in your country</p> <table border="1" style="margin-left: auto; margin-right: auto;"> <tr> <td style="background-color: #e0f2f7;">Encouraging the adoption of business codes of conduct with a specific focus on SMEs</td> <td style="background-color: #e0f2f7;">most important [1]</td> <td style="background-color: #e0f2f7;">important [2]</td> <td style="background-color: #e0f2f7;">least important [3]</td> </tr> <tr> <td> </td> <td> </td> <td> </td> <td> </td> </tr> </table>	Encouraging the adoption of business codes of conduct with a specific focus on SMEs	most important [1]	important [2]	least important [3]					Variable description
Encouraging the adoption of business codes of conduct with a specific focus on SMEs	most important [1]	important [2]	least important [3]						

Time span of the variable

1983	1984	1985	1986	1987	1988	1989	1990	1991	1992
1993	1994	1995	1996	1997	1998	1999	2000	2001	2002
2003	2004	2005	2006	2007	2008	2009	2010	2011	2012
2013	2014	2015	2016	2017	2018	2019	2020	2021	2022

Nr.	Name	Label	Survey period	Survey frequency
-----	------	-------	---------------	------------------

3.236) **sq_201301_1** SME bank credits affected by financial crisis 2013 Jan

Wording of the question

<p>01/2013</p> <p>Access to bank credit for small- and medium-sized enterprises (SMEs) in this country was negatively affected by the worldwide financial crisis starting in 2008.</p> <table border="1" style="margin-left: auto; margin-right: auto;"> <tr> <td style="background-color: #e0f2f7;">strongly agree [1]</td> <td style="background-color: #e0f2f7;">rather agree [2]</td> <td style="background-color: #e0f2f7;">rather disagree [3]</td> <td style="background-color: #e0f2f7;">strongly disagree [4]</td> </tr> <tr> <td> </td> <td> </td> <td> </td> <td> </td> </tr> </table>	strongly agree [1]	rather agree [2]	rather disagree [3]	strongly disagree [4]					Variable description
strongly agree [1]	rather agree [2]	rather disagree [3]	strongly disagree [4]						

Time span of the variable

1983	1984	1985	1986	1987	1988	1989	1990	1991	1992
1993	1994	1995	1996	1997	1998	1999	2000	2001	2002
2003	2004	2005	2006	2007	2008	2009	2010	2011	2012
2013	2014	2015	2016	2017	2018	2019	2020	2021	2022

Nr.	Name	Label	Survey period	Survey frequency
-----	------	-------	---------------	------------------

3.237) **sq_201301_2** SME essential for economy 2013 Jan

Wording of the question

01/2013	Variable description															
<p>A substantial and healthy SME sector is essential for a sound national economy in this country.</p>																
<table border="1" style="margin-left: auto; margin-right: auto;"> <tr> <td style="text-align: center;">strongly agree</td> <td style="text-align: center;">rather agree</td> <td style="text-align: center;">rather disagree</td> <td style="text-align: center;">strongly disagree</td> </tr> <tr> <td style="text-align: center;">[1]</td> <td style="text-align: center;">[2]</td> <td style="text-align: center;">[3]</td> <td style="text-align: center;">[4]</td> </tr> <tr> <td style="text-align: center;"> </td> <td style="text-align: center;"> </td> <td style="text-align: center;"> </td> <td style="text-align: center;"> </td> </tr> </table>					strongly agree	rather agree	rather disagree	strongly disagree	[1]	[2]	[3]	[4]				
strongly agree	rather agree	rather disagree	strongly disagree													
[1]	[2]	[3]	[4]													

Time span of the variable

1983	1984	1985	1986	1987	1988	1989	1990	1991	1992
1993	1994	1995	1996	1997	1998	1999	2000	2001	2002
2003	2004	2005	2006	2007	2008	2009	2010	2011	2012
2013	2014	2015	2016	2017	2018	2019	2020	2021	2022

Nr.	Name	Label	Survey period	Survey frequency
3.238)	sq_201304_1	assessment of World Trade Agenda initiative	2013	Apr

Wording of the question

04/2013	Variable description															
<p>ICC has launched the World Trade Agenda initiative to promote international trade and investment as a debt-free stimulus to increase global economic growth and job creation. More specifically, its aims are</p> <p>a) to harvest the progress already made and other "do-able" elements in the stalled Doha Round of multilateral trade negotiations, and</p> <p>b) to advance trade and investment policy 'beyond Doha'.</p>																
<table border="1" style="margin-left: auto; margin-right: auto;"> <tr> <td style="width: 60%; text-align: center;">How do you judge this initiative?</td> <td style="text-align: center;">very important</td> <td style="text-align: center;">moderately important</td> <td style="text-align: center;">unimportant</td> </tr> <tr> <td></td> <td style="text-align: center;">[1]</td> <td style="text-align: center;">[2]</td> <td style="text-align: center;">[3]</td> </tr> <tr> <td></td> <td style="text-align: center;"> </td> <td style="text-align: center;"> </td> <td style="text-align: center;"> </td> </tr> </table>					How do you judge this initiative?	very important	moderately important	unimportant		[1]	[2]	[3]				
How do you judge this initiative?	very important	moderately important	unimportant													
	[1]	[2]	[3]													

Time span of the variable

1983	1984	1985	1986	1987	1988	1989	1990	1991	1992
1993	1994	1995	1996	1997	1998	1999	2000	2001	2002
2003	2004	2005	2006	2007	2008	2009	2010	2011	2012
2013	2014	2015	2016	2017	2018	2019	2020	2021	2022

Nr.	Name	Label	Survey period	Survey frequency
3.239)	sq_201304_2	World Trade Agenda initiative elements: trade facilitation agreement	2013	Apr

Wording of the question

04/2013	Variable description			
---------	----------------------	--	--	--

ICC has launched the World Trade Agenda initiative to promote international trade and investment as a debt-free stimulus to increase global economic growth and job creation. More specifically, its aims are
a) to harvest the progress already made and other "do-able" elements in the stalled Doha Round of multilateral trade negotiations, and
b) to advance trade and investment policy 'beyond Doha'.

Please assess the following principal elements of ICC's World Trade Agenda according to their importance	very important	moderately important	unimportant
	[1]	[2]	[3]
Conclude a WTO agreement on trade facilitation to simplify customs procedures			

Time span of the variable

1983	1984	1985	1986	1987	1988	1989	1990	1991	1992
1993	1994	1995	1996	1997	1998	1999	2000	2001	2002
2003	2004	2005	2006	2007	2008	2009	2010	2011	2012
2013	2014	2015	2016	2017	2018	2019	2020	2021	2022

Nr.	Name	Label	Survey period	Survey frequency
3.240)	sq_201304_3	World Trade Agenda initiative elements: product coverage of IT agreement	2013	Apr

Wording of the question

04/2013	Variable description																																								
<p>ICC has launched the World Trade Agenda initiative to promote international trade and investment as a debt-free stimulus to increase global economic growth and job creation. More specifically, its aims are a) to harvest the progress already made and other "do-able" elements in the stalled Doha Round of multilateral trade negotiations, and b) to advance trade and investment policy 'beyond Doha'.</p> <table border="1"> <tr> <td rowspan="2">Please assess the following principal elements of ICC's World Trade Agenda according to their importance</td> <td>very important</td> <td>moderately important</td> <td>unimportant</td> </tr> <tr> <td>[1]</td> <td>[2]</td> <td>[3]</td> </tr> <tr> <td>Further reduce barriers to trade in information technology products and services by expanding product coverage of the WTO's Information Technology Agreement</td> <td></td> <td></td> <td></td> </tr> </table>	Please assess the following principal elements of ICC's World Trade Agenda according to their importance	very important	moderately important	unimportant	[1]	[2]	[3]	Further reduce barriers to trade in information technology products and services by expanding product coverage of the WTO's Information Technology Agreement																																	
Please assess the following principal elements of ICC's World Trade Agenda according to their importance		very important	moderately important	unimportant																																					
	[1]	[2]	[3]																																						
Further reduce barriers to trade in information technology products and services by expanding product coverage of the WTO's Information Technology Agreement																																									
Time span of the variable																																									
<table border="1"> <tr><td>1983</td><td>1984</td><td>1985</td><td>1986</td><td>1987</td><td>1988</td><td>1989</td><td>1990</td><td>1991</td><td>1992</td></tr> <tr><td>1993</td><td>1994</td><td>1995</td><td>1996</td><td>1997</td><td>1998</td><td>1999</td><td>2000</td><td>2001</td><td>2002</td></tr> <tr><td>2003</td><td>2004</td><td>2005</td><td>2006</td><td>2007</td><td>2008</td><td>2009</td><td>2010</td><td>2011</td><td>2012</td></tr> <tr><td>2013</td><td>2014</td><td>2015</td><td>2016</td><td>2017</td><td>2018</td><td>2019</td><td>2020</td><td>2021</td><td>2022</td></tr> </table>	1983	1984	1985	1986	1987	1988	1989	1990	1991	1992	1993	1994	1995	1996	1997	1998	1999	2000	2001	2002	2003	2004	2005	2006	2007	2008	2009	2010	2011	2012	2013	2014	2015	2016	2017	2018	2019	2020	2021	2022	
1983	1984	1985	1986	1987	1988	1989	1990	1991	1992																																
1993	1994	1995	1996	1997	1998	1999	2000	2001	2002																																
2003	2004	2005	2006	2007	2008	2009	2010	2011	2012																																
2013	2014	2015	2016	2017	2018	2019	2020	2021	2022																																

Nr.	Name	Label	Survey period	Survey frequency
3.241)	sq_201304_4	World Trade Agenda initiative elements: multilateral framework for internat. investment	2013	Apr

Wording of the question

04/2013	Variable description
---------	----------------------

ICC has launched the World Trade Agenda initiative to promote international trade and investment as a debt-free stimulus to increase global economic growth and job creation. More specifically, its aims are
a) to harvest the progress already made and other "do-able" elements in the stalled Doha Round of multilateral trade negotiations, and
b) to advance trade and investment policy 'beyond Doha'.

Please assess the following principal elements of ICC's World Trade Agenda according to their importance	very important	moderately important	unimportant
Begin work towards a multilateral framework for international investment	[1]	[2]	[3]

Time span of the variable

1983	1984	1985	1986	1987	1988	1989	1990	1991	1992
1993	1994	1995	1996	1997	1998	1999	2000	2001	2002
2003	2004	2005	2006	2007	2008	2009	2010	2011	2012
2013	2014	2015	2016	2017	2018	2019	2020	2021	2022

Nr.	Name	Label	Survey period	Survey frequency
3.242)	sq_201304_5	World Trade Agenda initiative elements: multilateral and sectoral negotiating approaches	2013	Apr

Wording of the question

04/2013	Variable description								
ICC has launched the World Trade Agenda initiative to promote international trade and investment as a debt-free stimulus to increase global economic growth and job creation. More specifically, its aims are a) to harvest the progress already made and other "do-able" elements in the stalled Doha Round of multilateral trade negotiations, and b) to advance trade and investment policy 'beyond Doha'.									
<table border="1"> <tr> <td>Please assess the following principal elements of ICC's World Trade Agenda according to their importance</td> <td>very important</td> <td>moderately important</td> <td>unimportant</td> </tr> <tr> <td>Liberalize trade in services through multilateral and sectoral negotiating approaches</td> <td>[1]</td> <td>[2]</td> <td>[3]</td> </tr> </table>	Please assess the following principal elements of ICC's World Trade Agenda according to their importance	very important	moderately important	unimportant	Liberalize trade in services through multilateral and sectoral negotiating approaches	[1]	[2]	[3]	
Please assess the following principal elements of ICC's World Trade Agenda according to their importance	very important	moderately important	unimportant						
Liberalize trade in services through multilateral and sectoral negotiating approaches	[1]	[2]	[3]						
Time span of the variable									
1983	1984	1985	1986	1987	1988	1989	1990	1991	1992
1993	1994	1995	1996	1997	1998	1999	2000	2001	2002
2003	2004	2005	2006	2007	2008	2009	2010	2011	2012
2013	2014	2015	2016	2017	2018	2019	2020	2021	2022

Nr.	Name	Label	Survey period	Survey frequency
3.243)	sq_201304_6	World Trade Agenda initiative elements: lower barriers for trade of environmental goods/services	2013	Apr

Wording of the question

04/2013	Variable description
---------	----------------------

ICC has launched the World Trade Agenda initiative to promote international trade and investment as a debt-free stimulus to increase global economic growth and job creation. More specifically, its aims are
a) to harvest the progress already made and other "do-able" elements in the stalled Doha Round of multilateral trade negotiations, and
b) to advance trade and investment policy 'beyond Doha'.

Please assess the following principal elements of ICC's World Trade Agenda according to their importance	very important	moderately important	unimportant
	[1]	[2]	[3]
Lower barriers to trade in environmental goods and services			

Time span of the variable

1983	1984	1985	1986	1987	1988	1989	1990	1991	1992
1993	1994	1995	1996	1997	1998	1999	2000	2001	2002
2003	2004	2005	2006	2007	2008	2009	2010	2011	2012
2013	2014	2015	2016	2017	2018	2019	2020	2021	2022

Nr.	Name	Label	Survey period	Survey frequency
3.244)	sq_201304_7	World Trade Agenda initiative elements: trade rules compatibility	2013	Apr

Wording of the question

04/2013	Variable description																																								
<p>ICC has launched the World Trade Agenda initiative to promote international trade and investment as a debt-free stimulus to increase global economic growth and job creation. More specifically, its aims are a) to harvest the progress already made and other "do-able" elements in the stalled Doha Round of multilateral trade negotiations, and b) to advance trade and investment policy 'beyond Doha'.</p> <table border="1"> <tr> <td rowspan="2">Please assess the following principal elements of ICC's World Trade Agenda according to their importance</td> <td>very important</td> <td>moderately important</td> <td>unimportant</td> </tr> <tr> <td>[1]</td> <td>[2]</td> <td>[3]</td> </tr> <tr> <td>Foster compatibility and complementarity between WTO rules and the rules of regional and preferential trade agreements</td> <td></td> <td></td> <td></td> </tr> </table>	Please assess the following principal elements of ICC's World Trade Agenda according to their importance	very important	moderately important	unimportant	[1]	[2]	[3]	Foster compatibility and complementarity between WTO rules and the rules of regional and preferential trade agreements																																	
Please assess the following principal elements of ICC's World Trade Agenda according to their importance		very important	moderately important	unimportant																																					
	[1]	[2]	[3]																																						
Foster compatibility and complementarity between WTO rules and the rules of regional and preferential trade agreements																																									
Time span of the variable																																									
<table border="1"> <tr><td>1983</td><td>1984</td><td>1985</td><td>1986</td><td>1987</td><td>1988</td><td>1989</td><td>1990</td><td>1991</td><td>1992</td></tr> <tr><td>1993</td><td>1994</td><td>1995</td><td>1996</td><td>1997</td><td>1998</td><td>1999</td><td>2000</td><td>2001</td><td>2002</td></tr> <tr><td>2003</td><td>2004</td><td>2005</td><td>2006</td><td>2007</td><td>2008</td><td>2009</td><td>2010</td><td>2011</td><td>2012</td></tr> <tr><td>2013</td><td>2014</td><td>2015</td><td>2016</td><td>2017</td><td>2018</td><td>2019</td><td>2020</td><td>2021</td><td>2022</td></tr> </table>	1983	1984	1985	1986	1987	1988	1989	1990	1991	1992	1993	1994	1995	1996	1997	1998	1999	2000	2001	2002	2003	2004	2005	2006	2007	2008	2009	2010	2011	2012	2013	2014	2015	2016	2017	2018	2019	2020	2021	2022	
1983	1984	1985	1986	1987	1988	1989	1990	1991	1992																																
1993	1994	1995	1996	1997	1998	1999	2000	2001	2002																																
2003	2004	2005	2006	2007	2008	2009	2010	2011	2012																																
2013	2014	2015	2016	2017	2018	2019	2020	2021	2022																																

Nr.	Name	Label	Survey period	Survey frequency
3.245)	sq_201304_8	World Trade Agenda initiative elements: modern negotiating approaches	2013	Apr

Wording of the question

04/2013	Variable description
---------	----------------------

ICC has launched the World Trade Agenda initiative to promote international trade and investment as a debt-free stimulus to increase global economic growth and job creation. More specifically, its aims are
a) to harvest the progress already made and other "do-able" elements in the stalled Doha Round of multilateral trade negotiations, and
b) to advance trade and investment policy 'beyond Doha'.

Please assess the following principal elements of ICC's World Trade Agenda according to their importance	very important	moderately important	unimportant
Explore new multilateral negotiating approaches better adapted to the 21st. century	[1]	[2]	[3]

Time span of the variable

1983	1984	1985	1986	1987	1988	1989	1990	1991	1992
1993	1994	1995	1996	1997	1998	1999	2000	2001	2002
2003	2004	2005	2006	2007	2008	2009	2010	2011	2012
2013	2014	2015	2016	2017	2018	2019	2020	2021	2022

Nr.	Name	Label	Survey period	Survey frequency
3.246)	sq_201307_1	tax most burdensome for administration	2013	Jul

Wording of the question

07/2013	Variable description										
Which tax do you find most burdensome in administrative terms (bureaucracy) for business in your country?											
<table border="1"> <tr> <td>Corporate income tax</td> <td>VAT/ sales taxes</td> <td>Energy taxes</td> <td>Branch-specific taxes</td> <td>Employers' social security contributions</td> </tr> <tr> <td>[1]</td> <td>[2]</td> <td>[3]</td> <td>[4]</td> <td>[5]</td> </tr> </table>	Corporate income tax	VAT/ sales taxes	Energy taxes	Branch-specific taxes	Employers' social security contributions	[1]	[2]	[3]	[4]	[5]	
Corporate income tax	VAT/ sales taxes	Energy taxes	Branch-specific taxes	Employers' social security contributions							
[1]	[2]	[3]	[4]	[5]							

Time span of the variable

1983	1984	1985	1986	1987	1988	1989	1990	1991	1992
1993	1994	1995	1996	1997	1998	1999	2000	2001	2002
2003	2004	2005	2006	2007	2008	2009	2010	2011	2012
2013	2014	2015	2016	2017	2018	2019	2020	2021	2022

Nr.	Name	Label	Survey period	Survey frequency
3.247)	sq_201307_2	legal tax competition	2013	Jul

Wording of the question

07/2013	Variable description
Does business in your country consider that legal tax competition between countries is	

	beneficial [1]	potentially harmful if not limited by international agreement [2]	harmful [3]
--	-------------------	--	----------------

Time span of the variable

1983	1984	1985	1986	1987	1988	1989	1990	1991	1992
1993	1994	1995	1996	1997	1998	1999	2000	2001	2002
2003	2004	2005	2006	2007	2008	2009	2010	2011	2012
2013	2014	2015	2016	2017	2018	2019	2020	2021	2022

Nr.	Name	Label	Survey period	Survey frequency
3.248)	sq_201310_1	WTO agreement on trade facilitation	2013	Oct

Wording of the question

10/2013	Variable description				
<p>The 9th Ministerial Conference of the World Trade Organization (WTO) is taking place in Indonesia this coming December.</p> <p>Do you agree that governments should conclude an agreement on trade facilitation to simplify customs procedures?</p> <table border="1"> <tr> <td>strongly agree [1]</td> <td>rather agree [2]</td> <td>rather disagree [3]</td> <td>strongly disagree [4]</td> </tr> </table>	strongly agree [1]	rather agree [2]	rather disagree [3]	strongly disagree [4]	
strongly agree [1]	rather agree [2]	rather disagree [3]	strongly disagree [4]		

Time span of the variable

1983	1984	1985	1986	1987	1988	1989	1990	1991	1992
1993	1994	1995	1996	1997	1998	1999	2000	2001	2002
2003	2004	2005	2006	2007	2008	2009	2010	2011	2012
2013	2014	2015	2016	2017	2018	2019	2020	2021	2022

Nr.	Name	Label	Survey period	Survey frequency
3.249)	sq_201310_2	WTO agreement on negotiating approaches to liberalize multilat. world trade	2013	Oct

Wording of the question

10/2013	Variable description				
<p>The 9th Ministerial Conference of the World Trade Organization (WTO) is taking place in Indonesia this coming December.</p> <p>Looking beyond the Doha Round, do you agree that governments should agree to employ alternative, pragmatic negotiating approaches to liberalize world trade within a multilateral framework, including</p> <table border="1"> <tr> <td>strongly agree [1]</td> <td>rather agree [2]</td> <td>rather disagree [3]</td> <td>strongly disagree [4]</td> </tr> </table>	strongly agree [1]	rather agree [2]	rather disagree [3]	strongly disagree [4]	
strongly agree [1]	rather agree [2]	rather disagree [3]	strongly disagree [4]		

plurilateral and sectoral approaches where useful?									
Time span of the variable									
1983	1984	1985	1986	1987	1988	1989	1990	1991	1992
1993	1994	1995	1996	1997	1998	1999	2000	2001	2002
2003	2004	2005	2006	2007	2008	2009	2010	2011	2012
2013	2014	2015	2016	2017	2018	2019	2020	2021	2022

Nr.	Name	Label	Survey period	Survey frequency
3.250)	sq_201401_1	effect of less expansionary US monetary policy on your: GDP	2014	Jan

Wording of the question

01/2014	<p>How would a less expansionary monetary policy in the US ("tapering") affect the following components in this country?.</p> <table border="1"> <tr> <td rowspan="2">GDP</td> <td>Strong increase</td> <td>Moderate increase</td> <td>No change</td> <td>Moderate decrease</td> <td>Strong decrease</td> </tr> <tr> <td>[1]</td> <td>[2]</td> <td>[3]</td> <td>[4]</td> <td>[5]</td> </tr> </table>					GDP	Strong increase	Moderate increase	No change	Moderate decrease	Strong decrease	[1]	[2]	[3]	[4]	[5]	Variable description
GDP	Strong increase	Moderate increase	No change	Moderate decrease	Strong decrease												
	[1]	[2]	[3]	[4]	[5]												

Time span of the variable

1983	1984	1985	1986	1987	1988	1989	1990	1991	1992
1993	1994	1995	1996	1997	1998	1999	2000	2001	2002
2003	2004	2005	2006	2007	2008	2009	2010	2011	2012
2013	2014	2015	2016	2017	2018	2019	2020	2021	2022

Nr.	Name	Label	Survey period	Survey frequency
3.251)	sq_201401_2	effect of less expansionary US monetary policy on your: exchange rate per US\$	2014	Jan

Wording of the question

01/2014	<p>How would a less expansionary monetary policy in the US ("tapering") affect the following components in this country?.</p> <table border="1"> <tr> <td rowspan="2">Exchange rate per US dollar (x:US \$)</td> <td>Strong increase</td> <td>Moderate increase</td> <td>No change</td> <td>Moderate decrease</td> <td>Strong decrease</td> </tr> <tr> <td>[1]</td> <td>[2]</td> <td>[3]</td> <td>[4]</td> <td>[5]</td> </tr> </table>					Exchange rate per US dollar (x:US \$)	Strong increase	Moderate increase	No change	Moderate decrease	Strong decrease	[1]	[2]	[3]	[4]	[5]	Variable description
Exchange rate per US dollar (x:US \$)	Strong increase	Moderate increase	No change	Moderate decrease	Strong decrease												
	[1]	[2]	[3]	[4]	[5]												

Time span of the variable

1983	1984	1985	1986	1987	1988	1989	1990	1991	1992

1993	1994	1995	1996	1997	1998	1999	2000	2001	2002
2003	2004	2005	2006	2007	2008	2009	2010	2011	2012
2013	2014	2015	2016	2017	2018	2019	2020	2021	2022

Nr.	Name	Label	Survey period	Survey frequency
-----	------	-------	---------------	------------------

3.252) **sq_201401_3** effect of less expansionary US monetary policy on your: **2014** **Jan**
 portfolio investments by foreigners

Wording of the question

<p>01/2014</p> <p>How would a less expansionary monetary policy in the US ("tapering") affect the following components in this country?.</p> <table border="1" style="margin-left: auto; margin-right: auto;"> <tr> <td style="text-align: center;">Portfolio - investments by foreigners</td> <td style="text-align: center;">Strong increase [1]</td> <td style="text-align: center;">Moderate increase [2]</td> <td style="text-align: center;">No change [3]</td> <td style="text-align: center;">Moderate decrease [4]</td> <td style="text-align: center;">Strong decrease [5]</td> </tr> <tr> <td> </td> <td> </td> <td> </td> <td> </td> <td> </td> <td> </td> </tr> </table>	Portfolio - investments by foreigners	Strong increase [1]	Moderate increase [2]	No change [3]	Moderate decrease [4]	Strong decrease [5]							Variable description
Portfolio - investments by foreigners	Strong increase [1]	Moderate increase [2]	No change [3]	Moderate decrease [4]	Strong decrease [5]								

Time span of the variable

1983	1984	1985	1986	1987	1988	1989	1990	1991	1992
1993	1994	1995	1996	1997	1998	1999	2000	2001	2002
2003	2004	2005	2006	2007	2008	2009	2010	2011	2012
2013	2014	2015	2016	2017	2018	2019	2020	2021	2022

Nr.	Name	Label	Survey period	Survey frequency
-----	------	-------	---------------	------------------

3.253) **sq_201401_4** effect of less expansionary US monetary policy on your: **2014** **Jan**
 long-term interest rates

Wording of the question

<p>01/2014</p> <p>How would a less expansionary monetary policy in the US ("tapering") affect the following components in this country?.</p> <table border="1" style="margin-left: auto; margin-right: auto;"> <tr> <td style="text-align: center;">Long-term interest rates</td> <td style="text-align: center;">Strong increase [1]</td> <td style="text-align: center;">Moderate increase [2]</td> <td style="text-align: center;">No change [3]</td> <td style="text-align: center;">Moderate decrease [4]</td> <td style="text-align: center;">Strong decrease [5]</td> </tr> <tr> <td> </td> <td> </td> <td> </td> <td> </td> <td> </td> <td> </td> </tr> </table>	Long-term interest rates	Strong increase [1]	Moderate increase [2]	No change [3]	Moderate decrease [4]	Strong decrease [5]							Variable description
Long-term interest rates	Strong increase [1]	Moderate increase [2]	No change [3]	Moderate decrease [4]	Strong decrease [5]								

Time span of the variable

1983	1984	1985	1986	1987	1988	1989	1990	1991	1992
1993	1994	1995	1996	1997	1998	1999	2000	2001	2002
2003	2004	2005	2006	2007	2008	2009	2010	2011	2012

2013	2014	2015	2016	2017	2018	2019	2020	2021	2022
	■								

Nr.	Name	Label	Survey period	Survey frequency
3.254)	sq_201404_1	bond purchases: combat deflationary spirals	2014	Apr

Wording of the question

04/2014	Variable description									
<p>Major central banks around the world adopted large-scale purchases of government bonds as a response to the financial crisis. Please evaluate the following statements:</p> <table border="1"> <tr> <td rowspan="2"> <p>In general, large-scale government bond purchases are likely to...</p> <p>be an effective policy tool to combat deflationary spirals</p> </td> <td>strongly agree</td> <td>rather agree</td> <td>rather disagree</td> <td>strongly disagree</td> </tr> <tr> <td>[1]</td> <td>[2]</td> <td>[3]</td> <td>[4]</td> </tr> </table>	<p>In general, large-scale government bond purchases are likely to...</p> <p>be an effective policy tool to combat deflationary spirals</p>	strongly agree	rather agree	rather disagree	strongly disagree	[1]	[2]	[3]	[4]	
<p>In general, large-scale government bond purchases are likely to...</p> <p>be an effective policy tool to combat deflationary spirals</p>		strongly agree	rather agree	rather disagree	strongly disagree					
	[1]	[2]	[3]	[4]						

Time span of the variable

1983	1984	1985	1986	1987	1988	1989	1990	1991	1992
1993	1994	1995	1996	1997	1998	1999	2000	2001	2002
2003	2004	2005	2006	2007	2008	2009	2010	2011	2012
2013	2014	2015	2016	2017	2018	2019	2020	2021	2022
	■								

Nr.	Name	Label	Survey period	Survey frequency
3.255)	sq_201404_2	bond purchases: lead to high mid-term inflation	2014	Apr

Wording of the question

04/2014	Variable description									
<p>Major central banks around the world adopted large-scale purchases of government bonds as a response to the financial crisis. Please evaluate the following statements:</p> <table border="1"> <tr> <td rowspan="2"> <p>In general, large-scale government bond purchases are likely to...</p> <p>lead to high inflation in the medium-term due to excess central bank money</p> </td> <td>strongly agree</td> <td>rather agree</td> <td>rather disagree</td> <td>strongly disagree</td> </tr> <tr> <td>[1]</td> <td>[2]</td> <td>[3]</td> <td>[4]</td> </tr> </table>	<p>In general, large-scale government bond purchases are likely to...</p> <p>lead to high inflation in the medium-term due to excess central bank money</p>	strongly agree	rather agree	rather disagree	strongly disagree	[1]	[2]	[3]	[4]	
<p>In general, large-scale government bond purchases are likely to...</p> <p>lead to high inflation in the medium-term due to excess central bank money</p>		strongly agree	rather agree	rather disagree	strongly disagree					
	[1]	[2]	[3]	[4]						

Time span of the variable

1983	1984	1985	1986	1987	1988	1989	1990	1991	1992
1993	1994	1995	1996	1997	1998	1999	2000	2001	2002
2003	2004	2005	2006	2007	2008	2009	2010	2011	2012
2013	2014	2015	2016	2017	2018	2019	2020	2021	2022
	■								

Nr.	Name	Label	Survey period	Survey frequency
3.256)	sq_201404_3	bond purchases: reduce funding costs	2014	Apr

Wording of the question

04/2014	Variable description			
<p>Major central banks around the world adopted large-scale purchases of government bonds as a response to the financial crisis. Please evaluate the following statements:</p>				
<p>In general, large-scale government bond purchases are likely to...</p>				
<p>reduce public and private sector funding costs</p>	strongly agree	rather agree	rather disagree	strongly disagree
	[1]	[2]	[3]	[4]

Time span of the variable

1983	1984	1985	1986	1987	1988	1989	1990	1991	1992
1993	1994	1995	1996	1997	1998	1999	2000	2001	2002
2003	2004	2005	2006	2007	2008	2009	2010	2011	2012
2013	2014	2015	2016	2017	2018	2019	2020	2021	2022

Nr.	Name	Label	Survey period	Survey frequency
3.257)	sq_201404_4	bond purchases: reduce mid-term fiscal discipline	2014	Apr

Wording of the question

04/2014	Variable description			
<p>Major central banks around the world adopted large-scale purchases of government bonds as a response to the financial crisis. Please evaluate the following statements:</p>				
<p>In general, large-scale government bond purchases are likely to...</p>				
<p>reduce fiscal discipline in the medium-term</p>	strongly agree	rather agree	rather disagree	strongly disagree
	[1]	[2]	[3]	[4]

Time span of the variable

1983	1984	1985	1986	1987	1988	1989	1990	1991	1992
1993	1994	1995	1996	1997	1998	1999	2000	2001	2002
2003	2004	2005	2006	2007	2008	2009	2010	2011	2012
2013	2014	2015	2016	2017	2018	2019	2020	2021	2022

Nr.	Name	Label	Survey period	Survey frequency
3.258)	sq_201404_5	bond purchases: allow time for structural reforms	2014	Apr

Wording of the question

04/2014	Variable description			
<p>Major central banks around the world adopted large-scale purchases of government bonds as a response to the financial crisis. Please evaluate the following statements:</p>				

In general, large-scale government bond purchases are likely to... allow more time to introduce structural reforms	strongly agree	rather agree	rather disagree	strongly disagree
	[1]	[2]	[3]	[4]

Time span of the variable

1983	1984	1985	1986	1987	1988	1989	1990	1991	1992
1993	1994	1995	1996	1997	1998	1999	2000	2001	2002
2003	2004	2005	2006	2007	2008	2009	2010	2011	2012
2013	2014	2015	2016	2017	2018	2019	2020	2021	2022

Nr.	Name	Label	Survey period	Survey frequency
3.259)	sq_201404_6	bond purchases: lead to loss of central bank independence	2014	Apr

Wording of the question

04/2014 Major central banks around the world adopted large-scale purchases of government bonds as a response to the financial crisis. Please evaluate the following statements: <table border="1"> <tr> <td rowspan="2"> In general, large-scale government bond purchases are likely to... lead to a loss of central bank independence from fiscal policy </td> <td>strongly agree</td> <td>rather agree</td> <td>rather disagree</td> <td>strongly disagree</td> </tr> <tr> <td>[1]</td> <td>[2]</td> <td>[3]</td> <td>[4]</td> </tr> </table>	In general, large-scale government bond purchases are likely to... lead to a loss of central bank independence from fiscal policy	strongly agree	rather agree	rather disagree	strongly disagree	[1]	[2]	[3]	[4]	Variable description
In general, large-scale government bond purchases are likely to... lead to a loss of central bank independence from fiscal policy		strongly agree	rather agree	rather disagree	strongly disagree					
	[1]	[2]	[3]	[4]						

Time span of the variable

1983	1984	1985	1986	1987	1988	1989	1990	1991	1992
1993	1994	1995	1996	1997	1998	1999	2000	2001	2002
2003	2004	2005	2006	2007	2008	2009	2010	2011	2012
2013	2014	2015	2016	2017	2018	2019	2020	2021	2022

Nr.	Name	Label	Survey period	Survey frequency
3.260)	sq_201404_7	bond purchases: trigger mid-term asset price bubbles	2014	Apr

Wording of the question

04/2014 Major central banks around the world adopted large-scale purchases of government bonds as a response to the financial crisis. Please evaluate the following statements: <table border="1"> <tr> <td rowspan="2"> In general, large-scale government bond purchases are likely to... trigger asset price bubbles in the med.-term </td> <td>strongly agree</td> <td>rather agree</td> <td>rather disagree</td> <td>strongly disagree</td> </tr> <tr> <td>[1]</td> <td>[2]</td> <td>[3]</td> <td>[4]</td> </tr> </table>	In general, large-scale government bond purchases are likely to... trigger asset price bubbles in the med.-term	strongly agree	rather agree	rather disagree	strongly disagree	[1]	[2]	[3]	[4]	Variable description
In general, large-scale government bond purchases are likely to... trigger asset price bubbles in the med.-term		strongly agree	rather agree	rather disagree	strongly disagree					
	[1]	[2]	[3]	[4]						

Time span of the variable

1983	1984	1985	1986	1987	1988	1989	1990	1991	1992
1993	1994	1995	1996	1997	1998	1999	2000	2001	2002
2003	2004	2005	2006	2007	2008	2009	2010	2011	2012
2013	2014	2015	2016	2017	2018	2019	2020	2021	2022

Nr.	Name	Label	Survey period	Survey frequency
-----	------	-------	---------------	------------------

3.261)	sq_201404_8	bond purchases: prevent short-term irrational overshooting	2014	Apr
--------	-------------	--	------	-----

Wording of the question

<p>04/2014</p> <p>Major central banks around the world adopted large-scale purchases of government bonds as a response to the financial crisis. Please evaluate the following statements:</p> <table border="1" style="margin-left: 20px;"> <tr> <td style="padding: 5px;"> <p>In general, large-scale government bond purchases are likely to...</p> <p style="margin-left: 20px;">prevent short-term irrational overshooting in the financial market</p> </td> <td style="padding: 5px; text-align: center;">strongly agree [1]</td> <td style="padding: 5px; text-align: center;">rather agree [2]</td> <td style="padding: 5px; text-align: center;">rather disagree [3]</td> <td style="padding: 5px; text-align: center;">strongly disagree [4]</td> </tr> </table>	<p>In general, large-scale government bond purchases are likely to...</p> <p style="margin-left: 20px;">prevent short-term irrational overshooting in the financial market</p>	strongly agree [1]	rather agree [2]	rather disagree [3]	strongly disagree [4]	Variable description
<p>In general, large-scale government bond purchases are likely to...</p> <p style="margin-left: 20px;">prevent short-term irrational overshooting in the financial market</p>	strongly agree [1]	rather agree [2]	rather disagree [3]	strongly disagree [4]		

Time span of the variable

1983	1984	1985	1986	1987	1988	1989	1990	1991	1992
1993	1994	1995	1996	1997	1998	1999	2000	2001	2002
2003	2004	2005	2006	2007	2008	2009	2010	2011	2012
2013	2014	2015	2016	2017	2018	2019	2020	2021	2022

Nr.	Name	Label	Survey period	Survey frequency
-----	------	-------	---------------	------------------

3.262)	sq_201404_9	bond purchases: trigger capital flows into emerging markets	2014	Apr
--------	-------------	---	------	-----

Wording of the question

<p>04/2014</p> <p>Major central banks around the world adopted large-scale purchases of government bonds as a response to the financial crisis. Please evaluate the following statements:</p> <table border="1" style="margin-left: 20px;"> <tr> <td style="padding: 5px;"> <p>In general, large-scale government bond purchases are likely to...</p> <p style="margin-left: 20px;">trigger large capital flows into emerging markets, which may probably reverse quickly once the programs terminate</p> </td> <td style="padding: 5px; text-align: center;">strongly agree [1]</td> <td style="padding: 5px; text-align: center;">rather agree [2]</td> <td style="padding: 5px; text-align: center;">rather disagree [3]</td> <td style="padding: 5px; text-align: center;">strongly disagree [4]</td> </tr> </table>	<p>In general, large-scale government bond purchases are likely to...</p> <p style="margin-left: 20px;">trigger large capital flows into emerging markets, which may probably reverse quickly once the programs terminate</p>	strongly agree [1]	rather agree [2]	rather disagree [3]	strongly disagree [4]	Variable description
<p>In general, large-scale government bond purchases are likely to...</p> <p style="margin-left: 20px;">trigger large capital flows into emerging markets, which may probably reverse quickly once the programs terminate</p>	strongly agree [1]	rather agree [2]	rather disagree [3]	strongly disagree [4]		

Time span of the variable

1983	1984	1985	1986	1987	1988	1989	1990	1991	1992
1993	1994	1995	1996	1997	1998	1999	2000	2001	2002

2003	2004	2005	2006	2007	2008	2009	2010	2011	2012
2013	2014	2015	2016	2017	2018	2019	2020	2021	2022

Nr.	Name	Label	Survey period	Survey frequency
3.263)	sq_201407_1	effect of Russian-Ukrainian conflict	2014	Jul

Wording of the question

07/2014	Variable description				
<p>To what extent is your country negatively affected by the Russian-Ukrainian conflict?</p> <table border="1"> <tr> <td>not at all [1]</td> <td>weakly [2]</td> <td>moderately [3]</td> <td>strongly [4]</td> </tr> </table>	not at all [1]	weakly [2]	moderately [3]	strongly [4]	
not at all [1]	weakly [2]	moderately [3]	strongly [4]		

Time span of the variable

1983	1984	1985	1986	1987	1988	1989	1990	1991	1992
1993	1994	1995	1996	1997	1998	1999	2000	2001	2002
2003	2004	2005	2006	2007	2008	2009	2010	2011	2012
2013	2014	2015	2016	2017	2018	2019	2020	2021	2022

Nr.	Name	Label	Survey period	Survey frequency
3.264)	sq_201407_2	effect of Russian-Ukrainian conflict: exports	2014	Jul

Wording of the question

07/2014	Variable description				
<p>To what extent is your country negatively affected by the Russian-Ukrainian conflict?</p> <table border="1"> <tr> <td>not at all</td> <td>weakly</td> <td>moderately</td> <td>strongly</td> </tr> </table> <p>If affected, through which channels mostly:</p> <p>Exports [1] <input type="text"/></p>	not at all	weakly	moderately	strongly	
not at all	weakly	moderately	strongly		

Time span of the variable

1983	1984	1985	1986	1987	1988	1989	1990	1991	1992
1993	1994	1995	1996	1997	1998	1999	2000	2001	2002
2003	2004	2005	2006	2007	2008	2009	2010	2011	2012
2013	2014	2015	2016	2017	2018	2019	2020	2021	2022

Nr.	Name	Label	Survey period	Survey frequency
-----	------	-------	---------------	------------------

Wording of the question

<p>07/2014</p> <p>To what extent is your country negatively affected by the Russian-Ukrainian conflict?</p> <table border="1" style="margin-left: auto; margin-right: auto;"> <tr> <td style="width: 25%;">not at all</td> <td style="width: 25%;">weakly</td> <td style="width: 25%;">moderately</td> <td style="width: 25%;">strongly</td> </tr> <tr> <td style="background-color: #cccccc;"></td> <td style="background-color: #cccccc;"></td> <td style="background-color: #cccccc;"></td> <td style="background-color: #cccccc;"></td> </tr> </table> <p>If affected, through which channels mostly:</p> <p>Imports [1] <input style="width: 50px;" type="text"/></p>	not at all	weakly	moderately	strongly					Variable description
not at all	weakly	moderately	strongly						

Time span of the variable

1983	1984	1985	1986	1987	1988	1989	1990	1991	1992
1993	1994	1995	1996	1997	1998	1999	2000	2001	2002
2003	2004	2005	2006	2007	2008	2009	2010	2011	2012
2013	2014	2015	2016	2017	2018	2019	2020	2021	2022

Nr.	Name	Label	Survey period	Survey frequency
-----	------	-------	---------------	------------------

Wording of the question

<p>07/2014</p> <p>To what extent is your country negatively affected by the Russian-Ukrainian conflict?</p> <table border="1" style="margin-left: auto; margin-right: auto;"> <tr> <td style="width: 25%;">not at all</td> <td style="width: 25%;">weakly</td> <td style="width: 25%;">moderately</td> <td style="width: 25%;">strongly</td> </tr> <tr> <td style="background-color: #cccccc;"></td> <td style="background-color: #cccccc;"></td> <td style="background-color: #cccccc;"></td> <td style="background-color: #cccccc;"></td> </tr> </table> <p>If affected, through which channels mostly:</p> <p>Foreign direct investment [1] <input style="width: 50px;" type="text"/></p>	not at all	weakly	moderately	strongly					Variable description
not at all	weakly	moderately	strongly						

Time span of the variable

1983	1984	1985	1986	1987	1988	1989	1990	1991	1992
1993	1994	1995	1996	1997	1998	1999	2000	2001	2002
2003	2004	2005	2006	2007	2008	2009	2010	2011	2012
2013	2014	2015	2016	2017	2018	2019	2020	2021	2022

Nr.	Name	Label	Survey period	Survey frequency
-----	------	-------	---------------	------------------

Wording of the question

07/2014	Variable description
---------	----------------------

To what extent is **your country** negatively affected by the Russian-Ukrainian conflict?

not at all	weakly	moderately	strongly

If affected, through which channels **mostly**:

Financial markets [1]

Time span of the variable

1983	1984	1985	1986	1987	1988	1989	1990	1991	1992
1993	1994	1995	1996	1997	1998	1999	2000	2001	2002
2003	2004	2005	2006	2007	2008	2009	2010	2011	2012
2013	2014	2015	2016	2017	2018	2019	2020	2021	2022

Nr.	Name	Label	Survey period	Survey frequency
-----	------	-------	---------------	------------------

3.268)	sq_201407_6	effect of Russian-Ukrainian conflict: energy prices	2014	Jul
--------	-------------	---	------	-----

Wording of the question

<p>07/2014</p> <p>To what extent is your country negatively affected by the Russian-Ukrainian conflict?</p> <table border="1"> <tr> <td>not at all</td> <td>weakly</td> <td>moderately</td> <td>strongly</td> </tr> <tr> <td style="background-color: #cccccc;"></td> <td style="background-color: #cccccc;"></td> <td style="background-color: #cccccc;"></td> <td style="background-color: #cccccc;"></td> </tr> </table> <p>If affected, through which channels mostly:</p> <p>Energy prices [1] <input type="text"/></p>	not at all	weakly	moderately	strongly					<p>Variable description</p>
not at all	weakly	moderately	strongly						

Time span of the variable

1983	1984	1985	1986	1987	1988	1989	1990	1991	1992
1993	1994	1995	1996	1997	1998	1999	2000	2001	2002
2003	2004	2005	2006	2007	2008	2009	2010	2011	2012
2013	2014	2015	2016	2017	2018	2019	2020	2021	2022

Nr.	Name	Label	Survey period	Survey frequency
-----	------	-------	---------------	------------------

3.269)	sq_201407_7	effect of Russian-Ukrainian conflict: energy supplies	2014	Jul
--------	-------------	---	------	-----

Wording of the question

<p>07/2014</p> <p>To what extent is your country negatively affected by the Russian-Ukrainian conflict?</p> <table border="1"> <tr> <td>not at all</td> <td>weakly</td> <td>moderately</td> <td>strongly</td> </tr> <tr> <td style="background-color: #cccccc;"></td> <td style="background-color: #cccccc;"></td> <td style="background-color: #cccccc;"></td> <td style="background-color: #cccccc;"></td> </tr> </table> <p>If affected, through which channels mostly:</p>	not at all	weakly	moderately	strongly					<p>Variable description</p>
not at all	weakly	moderately	strongly						

Energy supplies [1] <input type="text"/>									
Time span of the variable									
1983	1984	1985	1986	1987	1988	1989	1990	1991	1992
1993	1994	1995	1996	1997	1998	1999	2000	2001	2002
2003	2004	2005	2006	2007	2008	2009	2010	2011	2012
2013	2014	2015	2016	2017	2018	2019	2020	2021	2022

Nr.	Name	Label	Survey period	Survey frequency
-----	------	-------	---------------	------------------

3.270)	sq_201407_8	effect of Russian-Ukrainian conflict: political stability	2014	Jul
--------	-------------	---	------	-----

Wording of the question

07/2014	<p>To what extent is your country negatively affected by the Russian-Ukrainian conflict?</p> <table border="1"> <tr> <td>not at all</td> <td>weakly</td> <td>moderately</td> <td>strongly</td> </tr> <tr> <td></td> <td></td> <td></td> <td></td> </tr> </table> <p>If affected, through which channels mostly:</p> <p>Political stability [1] <input type="text"/></p>	not at all	weakly	moderately	strongly					Variable description
not at all	weakly	moderately	strongly							

Time span of the variable									
1983	1984	1985	1986	1987	1988	1989	1990	1991	1992
1993	1994	1995	1996	1997	1998	1999	2000	2001	2002
2003	2004	2005	2006	2007	2008	2009	2010	2011	2012
2013	2014	2015	2016	2017	2018	2019	2020	2021	2022

Nr.	Name	Label	Survey period	Survey frequency
-----	------	-------	---------------	------------------

3.271)	sq_201407_9	risk from Russian-Ukrainian conflict: freezing trade relations	2014	Jul
--------	-------------	--	------	-----

Wording of the question

07/2014	<p>In your opinion, which potential risk for the world economy could result from the Russian-Ukrainian conflict and to what extent?</p> <table border="1"> <tr> <td>Freezing trade relations</td> <td>no risk [1]</td> <td>low risk [2]</td> <td>moderate risk [3]</td> <td>high risk [4]</td> </tr> <tr> <td></td> <td></td> <td></td> <td></td> <td></td> </tr> </table>	Freezing trade relations	no risk [1]	low risk [2]	moderate risk [3]	high risk [4]						Variable description
Freezing trade relations	no risk [1]	low risk [2]	moderate risk [3]	high risk [4]								

Time span of the variable									
1983	1984	1985	1986	1987	1988	1989	1990	1991	1992

1993	1994	1995	1996	1997	1998	1999	2000	2001	2002
2003	2004	2005	2006	2007	2008	2009	2010	2011	2012
2013	2014	2015	2016	2017	2018	2019	2020	2021	2022

Nr.	Name	Label	Survey period	Survey frequency
3.272)	sq_201407_10	risk from Russian-Ukrainian conflict: rising energy prices	2014	Jul

Wording of the question

07/2014	Variable description					
<p>In your opinion, which potential risk for the world economy could result from the Russian-Ukrainian conflict and to what extent?</p> <table border="1"> <tr> <td>Rising energy prices</td> <td>no risk [1]</td> <td>low risk [2]</td> <td>moderate risk [3]</td> <td>high risk [4]</td> </tr> </table>	Rising energy prices	no risk [1]	low risk [2]	moderate risk [3]	high risk [4]	
Rising energy prices	no risk [1]	low risk [2]	moderate risk [3]	high risk [4]		

Time span of the variable

1983	1984	1985	1986	1987	1988	1989	1990	1991	1992
1993	1994	1995	1996	1997	1998	1999	2000	2001	2002
2003	2004	2005	2006	2007	2008	2009	2010	2011	2012
2013	2014	2015	2016	2017	2018	2019	2020	2021	2022

Nr.	Name	Label	Survey period	Survey frequency
3.273)	sq_201407_11	risk from Russian-Ukrainian conflict: threat to energy supplies	2014	Jul

Wording of the question

07/2014	Variable description					
<p>In your opinion, which potential risk for the world economy could result from the Russian-Ukrainian conflict and to what extent?</p> <table border="1"> <tr> <td>Threat to energy supplies</td> <td>no risk [1]</td> <td>low risk [2]</td> <td>moderate risk [3]</td> <td>high risk [4]</td> </tr> </table>	Threat to energy supplies	no risk [1]	low risk [2]	moderate risk [3]	high risk [4]	
Threat to energy supplies	no risk [1]	low risk [2]	moderate risk [3]	high risk [4]		

Time span of the variable

1983	1984	1985	1986	1987	1988	1989	1990	1991	1992
1993	1994	1995	1996	1997	1998	1999	2000	2001	2002
2003	2004	2005	2006	2007	2008	2009	2010	2011	2012
2013	2014	2015	2016	2017	2018	2019	2020	2021	2022

Nr.	Name	Label	Survey period	Survey frequency
-----	------	-------	---------------	------------------

Wording of the question

<p>07/2014</p> <p>In your opinion, which potential risk for the world economy could result from the Russian-Ukrainian conflict and to what extent?</p> <table border="1" style="margin-left: auto; margin-right: auto;"> <tr> <td style="background-color: #e0f2f7;">Financial market contagion</td> <td>no risk [1]</td> <td>low risk [2]</td> <td>moderate risk [3]</td> <td>high risk [4]</td> </tr> <tr> <td></td> <td></td> <td></td> <td></td> <td></td> </tr> </table>	Financial market contagion	no risk [1]	low risk [2]	moderate risk [3]	high risk [4]						Variable description																																																																						
Financial market contagion	no risk [1]	low risk [2]	moderate risk [3]	high risk [4]																																																																													
<p>Time span of the variable</p> <table border="1"> <tr><td>1983</td><td>1984</td><td>1985</td><td>1986</td><td>1987</td><td>1988</td><td>1989</td><td>1990</td><td>1991</td><td>1992</td></tr> <tr><td></td><td></td><td></td><td></td><td></td><td></td><td></td><td></td><td></td><td></td></tr> <tr><td>1993</td><td>1994</td><td>1995</td><td>1996</td><td>1997</td><td>1998</td><td>1999</td><td>2000</td><td>2001</td><td>2002</td></tr> <tr><td></td><td></td><td></td><td></td><td></td><td></td><td></td><td></td><td></td><td></td></tr> <tr><td>2003</td><td>2004</td><td>2005</td><td>2006</td><td>2007</td><td>2008</td><td>2009</td><td>2010</td><td>2011</td><td>2012</td></tr> <tr><td></td><td></td><td></td><td></td><td></td><td></td><td></td><td></td><td></td><td></td></tr> <tr><td>2013</td><td>2014</td><td>2015</td><td>2016</td><td>2017</td><td>2018</td><td>2019</td><td>2020</td><td>2021</td><td>2022</td></tr> <tr><td></td><td style="background-color: #003366;"></td><td></td><td></td><td></td><td></td><td></td><td></td><td></td><td></td></tr> </table>		1983	1984	1985	1986	1987	1988	1989	1990	1991	1992											1993	1994	1995	1996	1997	1998	1999	2000	2001	2002											2003	2004	2005	2006	2007	2008	2009	2010	2011	2012											2013	2014	2015	2016	2017	2018	2019	2020	2021	2022										
1983	1984	1985	1986	1987	1988	1989	1990	1991	1992																																																																								
1993	1994	1995	1996	1997	1998	1999	2000	2001	2002																																																																								
2003	2004	2005	2006	2007	2008	2009	2010	2011	2012																																																																								
2013	2014	2015	2016	2017	2018	2019	2020	2021	2022																																																																								

Nr.	Name	Label	Survey period	Survey frequency
-----	------	-------	---------------	------------------

Wording of the question

<p>07/2014</p> <p>In your opinion, which potential risk for the world economy could result from the Russian-Ukrainian conflict and to what extent?</p> <table border="1" style="margin-left: auto; margin-right: auto;"> <tr> <td style="background-color: #e0f2f7;">Military escalation</td> <td>no risk [1]</td> <td>low risk [2]</td> <td>moderate risk [3]</td> <td>high risk [4]</td> </tr> <tr> <td></td> <td></td> <td></td> <td></td> <td></td> </tr> </table>	Military escalation	no risk [1]	low risk [2]	moderate risk [3]	high risk [4]						Variable description																																																																						
Military escalation	no risk [1]	low risk [2]	moderate risk [3]	high risk [4]																																																																													
<p>Time span of the variable</p> <table border="1"> <tr><td>1983</td><td>1984</td><td>1985</td><td>1986</td><td>1987</td><td>1988</td><td>1989</td><td>1990</td><td>1991</td><td>1992</td></tr> <tr><td></td><td></td><td></td><td></td><td></td><td></td><td></td><td></td><td></td><td></td></tr> <tr><td>1993</td><td>1994</td><td>1995</td><td>1996</td><td>1997</td><td>1998</td><td>1999</td><td>2000</td><td>2001</td><td>2002</td></tr> <tr><td></td><td></td><td></td><td></td><td></td><td></td><td></td><td></td><td></td><td></td></tr> <tr><td>2003</td><td>2004</td><td>2005</td><td>2006</td><td>2007</td><td>2008</td><td>2009</td><td>2010</td><td>2011</td><td>2012</td></tr> <tr><td></td><td></td><td></td><td></td><td></td><td></td><td></td><td></td><td></td><td></td></tr> <tr><td>2013</td><td>2014</td><td>2015</td><td>2016</td><td>2017</td><td>2018</td><td>2019</td><td>2020</td><td>2021</td><td>2022</td></tr> <tr><td></td><td style="background-color: #003366;"></td><td></td><td></td><td></td><td></td><td></td><td></td><td></td><td></td></tr> </table>		1983	1984	1985	1986	1987	1988	1989	1990	1991	1992											1993	1994	1995	1996	1997	1998	1999	2000	2001	2002											2003	2004	2005	2006	2007	2008	2009	2010	2011	2012											2013	2014	2015	2016	2017	2018	2019	2020	2021	2022										
1983	1984	1985	1986	1987	1988	1989	1990	1991	1992																																																																								
1993	1994	1995	1996	1997	1998	1999	2000	2001	2002																																																																								
2003	2004	2005	2006	2007	2008	2009	2010	2011	2012																																																																								
2013	2014	2015	2016	2017	2018	2019	2020	2021	2022																																																																								

Nr.	Name	Label	Survey period	Survey frequency
-----	------	-------	---------------	------------------

Wording of the question

<p>10/2014</p> <p>The United States and the EU are negotiating a Transatlantic Trade and Investment Partnership (TTIP) which will potentially have an impact on other countries</p> <p>With successful implementation of TTIP...</p> <table border="1" style="margin-left: auto; margin-right: auto;"> <tr> <td style="background-color: #e0f2f7;">...demand for final goods exports from your country to the US and EU will be</td> <td>positively [1]</td> <td>no impact [2]</td> <td>negatively [3]</td> </tr> </table>	...demand for final goods exports from your country to the US and EU will be	positively [1]	no impact [2]	negatively [3]	Variable description
...demand for final goods exports from your country to the US and EU will be	positively [1]	no impact [2]	negatively [3]		

your country to the US and EU will be influenced...									
Time span of the variable									
1983	1984	1985	1986	1987	1988	1989	1990	1991	1992
1993	1994	1995	1996	1997	1998	1999	2000	2001	2002
2003	2004	2005	2006	2007	2008	2009	2010	2011	2012
2013	2014	2015	2016	2017	2018	2019	2020	2021	2022

Nr.	Name	Label	Survey period	Survey frequency
3.277)	sq_201410_2	TTIP: influences demand for intermediate goods exports to EU & US	2014	Oct

Wording of the question

10/2014	Variable description				
<p>The United States and the EU are negotiating a Transatlantic Trade and Investment Partnership (TTIP) which will potentially have an impact on other countries</p> <p>With successfull implementation of TTIP...</p> <table border="1"> <tr> <td>...demand for intermediate goods exports (e.g. copper, machinery parts) from your country to the US and EU will be influenced...</td> <td>positively [1]</td> <td>no impact [2]</td> <td>negatively [3]</td> </tr> </table>	...demand for intermediate goods exports (e.g. copper, machinery parts) from your country to the US and EU will be influenced...	positively [1]	no impact [2]	negatively [3]	
...demand for intermediate goods exports (e.g. copper, machinery parts) from your country to the US and EU will be influenced...	positively [1]	no impact [2]	negatively [3]		

Time span of the variable									
1983	1984	1985	1986	1987	1988	1989	1990	1991	1992
1993	1994	1995	1996	1997	1998	1999	2000	2001	2002
2003	2004	2005	2006	2007	2008	2009	2010	2011	2012
2013	2014	2015	2016	2017	2018	2019	2020	2021	2022

Nr.	Name	Label	Survey period	Survey frequency
3.278)	sq_201410_3	TTIP: influences overall worldwide exports	2014	Oct

Wording of the question

10/2014	Variable description				
<p>The United States and the EU are negotiating a Transatlantic Trade and Investment Partnership (TTIP) which will potentially have an impact on other countries</p> <p>With successfull implementation of TTIP...</p> <table border="1"> <tr> <td>...your country's overall worldwide exports will be influenced...</td> <td>positively [1]</td> <td>no impact [2]</td> <td>negatively [3]</td> </tr> </table>	...your country's overall worldwide exports will be influenced...	positively [1]	no impact [2]	negatively [3]	
...your country's overall worldwide exports will be influenced...	positively [1]	no impact [2]	negatively [3]		

Time span of the variable									
1983	1984	1985	1986	1987	1988	1989	1990	1991	1992
1993	1994	1995	1996	1997	1998	1999	2000	2001	2002

2003	2004	2005	2006	2007	2008	2009	2010	2011	2012
2013	2014	2015	2016	2017	2018	2019	2020	2021	2022

Nr.	Name	Label	Survey period	Survey frequency
3.279)	sq_201501_1	bank asset quality reviews in the past 5 years	2015	Jan

Wording of the question

01/2015	Variable description								
<p>It is often argued that asset quality reviews and stress tests conducted by regulatory authorities to identify capital shortfalls among private banks are a useful measure for increasing transparency and investor confidence</p> <table border="1"> <tr> <td>a) Have regulatory authorities in your country conducted a bank asset quality review in the past 5 years?</td> <td>yes [1]</td> <td>no [2]</td> <td>don't know [3]</td> </tr> <tr> <td></td> <td></td> <td></td> <td></td> </tr> </table>	a) Have regulatory authorities in your country conducted a bank asset quality review in the past 5 years?	yes [1]	no [2]	don't know [3]					
a) Have regulatory authorities in your country conducted a bank asset quality review in the past 5 years?	yes [1]	no [2]	don't know [3]						

Time span of the variable

1983	1984	1985	1986	1987	1988	1989	1990	1991	1992
1993	1994	1995	1996	1997	1998	1999	2000	2001	2002
2003	2004	2005	2006	2007	2008	2009	2010	2011	2012
2013	2014	2015	2016	2017	2018	2019	2020	2021	2022

Nr.	Name	Label	Survey period	Survey frequency
3.280)	sq_201501_2	bank stress test in the past 5 years	2015	Jan

Wording of the question

01/2015	Variable description								
<p>It is often argued that asset quality reviews and stress tests conducted by regulatory authorities to identify capital shortfalls among private banks are a useful measure for increasing transparency and investor confidence</p> <table border="1"> <tr> <td>a) Have regulatory authorities in your country conducted a bank stress test in the past 5 years?</td> <td>yes [1]</td> <td>no [2]</td> <td>don't know [3]</td> </tr> <tr> <td></td> <td></td> <td></td> <td></td> </tr> </table>	a) Have regulatory authorities in your country conducted a bank stress test in the past 5 years?	yes [1]	no [2]	don't know [3]					
a) Have regulatory authorities in your country conducted a bank stress test in the past 5 years?	yes [1]	no [2]	don't know [3]						

Time span of the variable

1983	1984	1985	1986	1987	1988	1989	1990	1991	1992
1993	1994	1995	1996	1997	1998	1999	2000	2001	2002
2003	2004	2005	2006	2007	2008	2009	2010	2011	2012
2013	2014	2015	2016	2017	2018	2019	2020	2021	2022

Nr.	Name	Label	Survey period	Survey frequency
-----	------	-------	---------------	------------------

3.281) sq_201501_3 increased transparency and investor confidence due to asset quality review/stress test 2015 Jan

Wording of the question

<p>01/2015</p> <p>It is often argued that asset quality reviews and stress tests conducted by regulatory authorities to identify capital shortfalls among private banks are a useful measure for increasing transparency and investor confidence</p> <p>If a) and/or b) is yes:</p> <table border="1"> <tr> <td style="background-color: #e0f2f1;">c) In your opinion, have these measures increased transparency and investor confidence in your country?</td> <td>yes [1]</td> <td>no [2]</td> <td>don't know [3]</td> </tr> <tr> <td></td> <td></td> <td></td> <td></td> </tr> </table>	c) In your opinion, have these measures increased transparency and investor confidence in your country?	yes [1]	no [2]	don't know [3]					Variable description
c) In your opinion, have these measures increased transparency and investor confidence in your country?	yes [1]	no [2]	don't know [3]						

Time span of the variable

1983	1984	1985	1986	1987	1988	1989	1990	1991	1992
1993	1994	1995	1996	1997	1998	1999	2000	2001	2002
2003	2004	2005	2006	2007	2008	2009	2010	2011	2012
2013	2014	2015	2016	2017	2018	2019	2020	2021	2022

Nr.	Name	Label	Survey period	Survey frequency
-----	------	-------	---------------	------------------

3.282) sq_201504_1 oil price by the end of 2015 2014 Apr

Wording of the question

<p>04/2015</p> <p>11. From mid-2014 oil prices nearly halved from about 110\$/barrel to recently near 60 US \$</p> <table border="1"> <tr> <td style="background-color: #e0f2f1;">a) What is your forecast for the oil price (Brent, per barrel) by the end of 2015:</td> <td>_____ US \$</td> </tr> </table>	a) What is your forecast for the oil price (Brent, per barrel) by the end of 2015:	_____ US \$	Variable description
a) What is your forecast for the oil price (Brent, per barrel) by the end of 2015:	_____ US \$		

Time span of the variable

1983	1984	1985	1986	1987	1988	1989	1990	1991	1992
1993	1994	1995	1996	1997	1998	1999	2000	2001	2002
2003	2004	2005	2006	2007	2008	2009	2010	2011	2012
2013	2014	2015	2016	2017	2018	2019	2020	2021	2022

Nr.	Name	Label	Survey period	Survey frequency
-----	------	-------	---------------	------------------

3.283) sq_201504_2 effect of oil price decline on real GDP growth 2014 Apr

Wording of the question

<p>04/2015</p> <p>11. From mid-2014 oil prices nearly halved from about 110\$/barrel to recently near 60 US \$</p>	Variable description
--	----------------------

In question 4 and 10 you were asked to forecast the rate of inflation and expected GDP growth this year. Please indicate whether you expected the decline in oil prices to have a net effect on GDP growth and inflation; and by how many **percentage points** your respective forecasts are higher or lower due to the oil price decline:

b) Real GDP growth	higher [1]	lower [2]

Time span of the variable

1983	1984	1985	1986	1987	1988	1989	1990	1991	1992
1993	1994	1995	1996	1997	1998	1999	2000	2001	2002
2003	2004	2005	2006	2007	2008	2009	2010	2011	2012
2013	2014	2015	2016	2017	2018	2019	2020	2021	2022

Nr.	Name	Label	Survey period	Survey frequency
-----	------	-------	---------------	------------------

3.284)	sq_201504_3	effect of oil price decline on real GDP growth in percentage points	2015	Apr
--------	-------------	---	------	-----

Wording of the question

04/2015	<p>11. From mid-2014 oil prices nearly halved from about 110\$/barrel to recently near 60 US \$</p> <p>In question 4 and 10 you were asked to forecast the rate of inflation and expected GDP growth this year. Please indicate whether you expected the decline in oil prices to have a net effect on GDP growth and inflation; and by how many percentage points your respective forecasts are higher or lower due to the oil price decline:</p> <table border="1"> <tr> <td rowspan="2">b) Real GDP growth</td> <td>contribution in percentage points</td> </tr> <tr> <td>_____</td> </tr> </table>	b) Real GDP growth	contribution in percentage points	_____	Variable description
b) Real GDP growth	contribution in percentage points				

Time span of the variable

1983	1984	1985	1986	1987	1988	1989	1990	1991	1992
1993	1994	1995	1996	1997	1998	1999	2000	2001	2002
2003	2004	2005	2006	2007	2008	2009	2010	2011	2012
2013	2014	2015	2016	2017	2018	2019	2020	2021	2022

Nr.	Name	Label	Survey period	Survey frequency
-----	------	-------	---------------	------------------

3.285)	sq_201504_4	effect of oil price decline on inflation rate	2015	Apr
--------	-------------	---	------	-----

Wording of the question

04/2015	<p>11. From mid-2014 oil prices nearly halved from about 110\$/barrel to recently near 60 US \$</p> <p>In question 4 and 10 you were asked to forecast the rate of inflation and expected GDP growth this year. Please indicate whether you expected the decline in oil prices to have a net effect on GDP growth and inflation; and by how many percentage points your respective forecasts are higher or lower due to the oil price decline:</p> <table border="1"> <tr> <td rowspan="2">c) inflation rate</td> <td>higher [1]</td> <td>lower [2]</td> </tr> <tr> <td></td> <td></td> </tr> </table>	c) inflation rate	higher [1]	lower [2]			Variable description
c) inflation rate	higher [1]		lower [2]				

Time span of the variable									
1983	1984	1985	1986	1987	1988	1989	1990	1991	1992
1993	1994	1995	1996	1997	1998	1999	2000	2001	2002
2003	2004	2005	2006	2007	2008	2009	2010	2011	2012
2013	2014	2015	2016	2017	2018	2019	2020	2021	2022

Nr.	Name	Label	Survey period	Survey frequency
3.286)	sq_201504_5	effect of oil price decline on inflation rate in percentage points	2015	Apr

Wording of the question

04/2015	Variable description			
<p>11. From mid-2014 oil prices nearly halved from about 110\$/barrel to recently near 60 US \$</p> <p>In question 4 and 10 you were asked to forecast the rate of inflation and expected GDP growth this year. Please indicate whether you expected the decline in oil prices to have a net effect on GDP growth and inflation; and by how many percentage points your respective forecasts are higher or lower due to the oil price decline:</p> <table border="1"> <tr> <td rowspan="2">c) inflation rate</td><td>contribution in percentage points</td></tr> <tr> <td>_____</td></tr> </table>	c) inflation rate	contribution in percentage points	_____	
c) inflation rate		contribution in percentage points		

Time span of the variable

1983	1984	1985	1986	1987	1988	1989	1990	1991	1992
1993	1994	1995	1996	1997	1998	1999	2000	2001	2002
2003	2004	2005	2006	2007	2008	2009	2010	2011	2012
2013	2014	2015	2016	2017	2018	2019	2020	2021	2022

Nr.	Name	Label	Survey period	Survey frequency
3.287)	sq_201510_1	Greece and the Eurozone: Greece should exit (earlier assessment)		Oct

Wording of the question

10/2015	Variable description					
<p>WES special question on Greece</p> <table border="1"> <tr> <td rowspan="2">Were you in favour of Greece exiting the Eurozone in the course of the negotiations in June/July 2015?</td><td>yes [1]</td><td>no [2]</td></tr> <tr> <td></td><td></td></tr> </table>	Were you in favour of Greece exiting the Eurozone in the course of the negotiations in June/July 2015?	yes [1]	no [2]			
Were you in favour of Greece exiting the Eurozone in the course of the negotiations in June/July 2015?		yes [1]	no [2]			

Time span of the variable

1983	1984	1985	1986	1987	1988	1989	1990	1991	1992
1993	1994	1995	1996	1997	1998	1999	2000	2001	2002

2003	2004	2005	2006	2007	2008	2009	2010	2011	2012
2013	2014	2015	2016	2017	2018	2019	2020	2021	2022

Nr.	Name	Label	Survey period	Survey frequency
-----	------	-------	---------------	------------------

3.288)	sq_201510_2	Greece and the Eurozone: Greece should exit		Oct
--------	-------------	---	--	-----

Wording of the question

10/2015	Variable description						
<p>WES special question on Greece</p> <p>What is your position now?</p> <table border="1"> <tr> <td>Greece should exit the Eurozone</td><td>yes [1]</td><td>no [2]</td></tr> <tr> <td></td><td></td><td></td></tr> </table>	Greece should exit the Eurozone	yes [1]	no [2]				
Greece should exit the Eurozone	yes [1]	no [2]					

Time span of the variable

1983	1984	1985	1986	1987	1988	1989	1990	1991	1992
1993	1994	1995	1996	1997	1998	1999	2000	2001	2002
2003	2004	2005	2006	2007	2008	2009	2010	2011	2012
2013	2014	2015	2016	2017	2018	2019	2020	2021	2022

Nr.	Name	Label	Survey period	Survey frequency
-----	------	-------	---------------	------------------

3.289)	sq_201510_3	Greece and the Eurozone: IMF should provide credit	2015	Oct
--------	-------------	--	------	-----

Wording of the question

10/2015	Variable description						
<p>WES special question on Greece</p> <p>What is your position now?</p> <table border="1"> <tr> <td>The IMF should provide credit to Greece</td><td>yes [1]</td><td>no [2]</td></tr> <tr> <td></td><td></td><td></td></tr> </table>	The IMF should provide credit to Greece	yes [1]	no [2]				
The IMF should provide credit to Greece	yes [1]	no [2]					

Time span of the variable

1983	1984	1985	1986	1987	1988	1989	1990	1991	1992
1993	1994	1995	1996	1997	1998	1999	2000	2001	2002
2003	2004	2005	2006	2007	2008	2009	2010	2011	2012
2013	2014	2015	2016	2017	2018	2019	2020	2021	2022

Nr.	Name	Label	Survey period	Survey frequency
-----	------	-------	---------------	------------------

Wording of the question

<p>10/2015</p> <p>WES special question on Greece</p> <p>What is your position now?</p> <table border="1" style="margin: 10px auto; border-collapse: collapse;"> <tr> <td style="padding: 5px;">The IMF should engage in the economic reform programs in Greece</td> <td style="padding: 5px; text-align: center;">yes [1]</td> <td style="padding: 5px; text-align: center;">no [2]</td> </tr> </table>	The IMF should engage in the economic reform programs in Greece	yes [1]	no [2]	<p>Variable description</p>																																					
The IMF should engage in the economic reform programs in Greece	yes [1]	no [2]																																							
<p>Time span of the variable</p> <table border="1" style="width: 100%; border-collapse: collapse; text-align: center;"> <tr><td>1983</td><td>1984</td><td>1985</td><td>1986</td><td>1987</td><td>1988</td><td>1989</td><td>1990</td><td>1991</td><td>1992</td></tr> <tr><td>1993</td><td>1994</td><td>1995</td><td>1996</td><td>1997</td><td>1998</td><td>1999</td><td>2000</td><td>2001</td><td>2002</td></tr> <tr><td>2003</td><td>2004</td><td>2005</td><td>2006</td><td>2007</td><td>2008</td><td>2009</td><td>2010</td><td>2011</td><td>2012</td></tr> <tr><td>2013</td><td>2014</td><td>2015</td><td>2016</td><td>2017</td><td>2018</td><td>2019</td><td>2020</td><td>2021</td><td>2022</td></tr> </table>		1983	1984	1985	1986	1987	1988	1989	1990	1991	1992	1993	1994	1995	1996	1997	1998	1999	2000	2001	2002	2003	2004	2005	2006	2007	2008	2009	2010	2011	2012	2013	2014	2015	2016	2017	2018	2019	2020	2021	2022
1983	1984	1985	1986	1987	1988	1989	1990	1991	1992																																
1993	1994	1995	1996	1997	1998	1999	2000	2001	2002																																
2003	2004	2005	2006	2007	2008	2009	2010	2011	2012																																
2013	2014	2015	2016	2017	2018	2019	2020	2021	2022																																

Nr.	Name	Label	Survey period	Survey frequency
-----	------	-------	---------------	------------------

Wording of the question

<p>01/2016</p> <p>WES special</p> <p>Opinions on the econoic impact of terrorism are divided: while some experts see no, or negligent effects on the business cycle, others fear a demand shock or strong effects on business and consumer confidence, with negative spillovers for the real economy</p> <p>How do you assess the effect of terrorism, or the potential fear of attacks, on economic sentiment for the world economy and your country respectively?</p> <table border="1" style="margin: 10px auto; border-collapse: collapse;"> <tr> <td style="padding: 5px;">World economy</td> <td style="padding: 5px; text-align: center;">absent [1]</td> <td style="padding: 5px; text-align: center;">low [2]</td> <td style="padding: 5px; text-align: center;">moderate [3]</td> <td style="padding: 5px; text-align: center;">high [4]</td> </tr> </table>	World economy	absent [1]	low [2]	moderate [3]	high [4]	<p>Variable description</p>																																			
World economy	absent [1]	low [2]	moderate [3]	high [4]																																					
<p>Time span of the variable</p> <table border="1" style="width: 100%; border-collapse: collapse; text-align: center;"> <tr><td>1983</td><td>1984</td><td>1985</td><td>1986</td><td>1987</td><td>1988</td><td>1989</td><td>1990</td><td>1991</td><td>1992</td></tr> <tr><td>1993</td><td>1994</td><td>1995</td><td>1996</td><td>1997</td><td>1998</td><td>1999</td><td>2000</td><td>2001</td><td>2002</td></tr> <tr><td>2003</td><td>2004</td><td>2005</td><td>2006</td><td>2007</td><td>2008</td><td>2009</td><td>2010</td><td>2011</td><td>2012</td></tr> <tr><td>2013</td><td>2014</td><td>2015</td><td>2016</td><td>2017</td><td>2018</td><td>2019</td><td>2020</td><td>2021</td><td>2022</td></tr> </table>		1983	1984	1985	1986	1987	1988	1989	1990	1991	1992	1993	1994	1995	1996	1997	1998	1999	2000	2001	2002	2003	2004	2005	2006	2007	2008	2009	2010	2011	2012	2013	2014	2015	2016	2017	2018	2019	2020	2021	2022
1983	1984	1985	1986	1987	1988	1989	1990	1991	1992																																
1993	1994	1995	1996	1997	1998	1999	2000	2001	2002																																
2003	2004	2005	2006	2007	2008	2009	2010	2011	2012																																
2013	2014	2015	2016	2017	2018	2019	2020	2021	2022																																

Nr.	Name	Label	Survey period	Survey frequency
-----	------	-------	---------------	------------------

Wording of the question

01/2016					Variable description
<p>WES special question</p> <p>Opinions on the econoic impact of terrorism are divided: while some experts see no, or negligent effects on the business cycle, others fear a demand shock or strong effects on business and consumer confidence, with negative spillovers for the real economy</p> <p>How do you assess the effect of terrorism, or the potential fear of attacks, on economic sentiment for the world economy and your country respectively?</p>					
your country		absent [1]	low [2]	moderate [3]	high [4]

Time span of the variable

1983	1984	1985	1986	1987	1988	1989	1990	1991	1992
1993	1994	1995	1996	1997	1998	1999	2000	2001	2002
2003	2004	2005	2006	2007	2008	2009	2010	2011	2012
2013	2014	2015	2016	2017	2018	2019	2020	2021	2022

Nr.	Name	Label	Survey period	Survey frequency
3.293)	sq_201604_1	exp. Immigration policies wrt high skill	2016	Apr

Wording of the question

04/2016					Variable description
<p>WES special question</p> <p>Immigration policies are currently debated in many countries</p> <p>What do you expect will happen in your country, regarding iimigration policies for the following groups in the next 5 years?</p>					
Highly-skilled economic migrants		More open [1]	No changes [2]	More restrictive [3]	

Time span of the variable

1983	1984	1985	1986	1987	1988	1989	1990	1991	1992
1993	1994	1995	1996	1997	1998	1999	2000	2001	2002
2003	2004	2005	2006	2007	2008	2009	2010	2011	2012
2013	2014	2015	2016	2017	2018	2019	2020	2021	2022

Nr.	Name	Label	Survey period	Survey frequency
3.294)	sq_201604_2	exp. Immigration policies wrt low skill	2016	Apr

Wording of the question

04/2016					Variable description
WES special question					

Immigration policies are currently debated in many countries

What do you expect will happen in your country, regarding immigration policies for the following groups in the next 5 years?

Low-skilled economic migrants	More open [1]	No changes [2]	More restrictive [3]

Time span of the variable

1983	1984	1985	1986	1987	1988	1989	1990	1991	1992
1993	1994	1995	1996	1997	1998	1999	2000	2001	2002
2003	2004	2005	2006	2007	2008	2009	2010	2011	2012
2013	2014	2015	2016	2017	2018	2019	2020	2021	2022

Nr.	Name	Label	Survey period	Survey frequency
3.295)	sq_201604_3	exp. Immigration policies wrt refugees	2016	Apr

Wording of the question

04/2016	Variable description							
<p>WES special question</p> <p>Immigration policies are currently debated in many countries</p> <p>What do you expect will happen in your country, regarding immigration policies for the following groups in the next 5 years?</p> <table border="1"> <tr> <td rowspan="2">Refugees</td> <td>More open [1]</td> <td>No changes [2]</td> <td>More restrictive [3]</td> </tr> <tr> <td></td> <td></td> <td></td> </tr> </table>	Refugees	More open [1]	No changes [2]	More restrictive [3]				
Refugees		More open [1]	No changes [2]	More restrictive [3]				

Time span of the variable

1983	1984	1985	1986	1987	1988	1989	1990	1991	1992
1993	1994	1995	1996	1997	1998	1999	2000	2001	2002
2003	2004	2005	2006	2007	2008	2009	2010	2011	2012
2013	2014	2015	2016	2017	2018	2019	2020	2021	2022

Nr.	Name	Label	Survey period	Survey frequency
3.296)	sq_201604_4	exp. Immigration policies wrt family members	2016	Apr

Wording of the question

04/2016	Variable description
<p>WES special question</p> <p>Immigration policies are currently debated in many countries</p> <p>What do you expect will happen in your country, regarding immigration policies for the following groups in the next 5 years?</p>	

Family members	More open [1]	No changes [2]	More restrictive [3]

Time span of the variable

1983	1984	1985	1986	1987	1988	1989	1990	1991	1992
1993	1994	1995	1996	1997	1998	1999	2000	2001	2002
2003	2004	2005	2006	2007	2008	2009	2010	2011	2012
2013	2014	2015	2016	2017	2018	2019	2020	2021	2022

Nr.	Name	Label	Survey period	Survey frequency
3.297)	sq_201604_5	suggested immigration policies wrt high skill	2016	Apr

Wording of the question

04/2016	Variable description								
<p>WES special question</p> <p>Immigration policies are currently debated in many countries</p> <p>In your professional opinion, what would be the best option for your country regarding immigration policies for the following groups in the next 5 years?</p> <table border="1"> <tr> <td>Highly-skilled economic migrants</td> <td>More open [1]</td> <td>No changes [2]</td> <td>More restrictive [3]</td> </tr> <tr> <td></td> <td></td> <td></td> <td></td> </tr> </table>	Highly-skilled economic migrants	More open [1]	No changes [2]	More restrictive [3]					
Highly-skilled economic migrants	More open [1]	No changes [2]	More restrictive [3]						

Time span of the variable

1983	1984	1985	1986	1987	1988	1989	1990	1991	1992
1993	1994	1995	1996	1997	1998	1999	2000	2001	2002
2003	2004	2005	2006	2007	2008	2009	2010	2011	2012
2013	2014	2015	2016	2017	2018	2019	2020	2021	2022

Nr.	Name	Label	Survey period	Survey frequency
3.298)	sq_201604_6	suggested immigration policies wrt low skill	2016	Apr

Wording of the question

04/2016	Variable description								
<p>WES special question</p> <p>Immigration policies are currently debated in many countries</p> <p>In your professional opinion, what would be the best option for your country regarding immigration policies for the following groups in the next 5 years?</p> <table border="1"> <tr> <td>Low-skilled economic migrants</td> <td>More open [1]</td> <td>No changes [2]</td> <td>More restrictive [3]</td> </tr> <tr> <td></td> <td></td> <td></td> <td></td> </tr> </table>	Low-skilled economic migrants	More open [1]	No changes [2]	More restrictive [3]					
Low-skilled economic migrants	More open [1]	No changes [2]	More restrictive [3]						

Time span of the variable

1983	1984	1985	1986	1987	1988	1989	1990	1991	1992
1993	1994	1995	1996	1997	1998	1999	2000	2001	2002
2003	2004	2005	2006	2007	2008	2009	2010	2011	2012
2013	2014	2015	2016	2017	2018	2019	2020	2021	2022

Nr.	Name	Label	Survey period	Survey frequency
3.299)	sq_201604_7	suggested immigration policies wrt refugees	2016	Apr

Wording of the question

<p>04/2016</p> <p>WES special question</p> <p>Immigration policies are currently debated in many countries</p> <p>In your professional opinion, what would be the best option for your country regarding immigration policies for the following groups in the next 5 years?</p> <table border="1" style="margin-left: auto; margin-right: auto;"> <tr> <td style="padding: 5px;">Refugees</td> <td style="padding: 5px;">More open [1]</td> <td style="padding: 5px;">No changes [2]</td> <td style="padding: 5px;">More restrictive [3]</td> </tr> </table>	Refugees	More open [1]	No changes [2]	More restrictive [3]	Variable description
Refugees	More open [1]	No changes [2]	More restrictive [3]		

Time span of the variable

1983	1984	1985	1986	1987	1988	1989	1990	1991	1992
1993	1994	1995	1996	1997	1998	1999	2000	2001	2002
2003	2004	2005	2006	2007	2008	2009	2010	2011	2012
2013	2014	2015	2016	2017	2018	2019	2020	2021	2022

Nr.	Name	Label	Survey period	Survey frequency
3.300)	sq_201604_8	suggested immigration policies wrt family members	2016	Apr

Wording of the question

<p>04/2016</p> <p>WES special question</p> <p>Immigration policies are currently debated in many countries</p> <p>In your professional opinion, what would be the best option for your country regarding immigration policies for the following groups in the next 5 years?</p> <table border="1" style="margin-left: auto; margin-right: auto;"> <tr> <td style="padding: 5px;">Family members</td> <td style="padding: 5px;">More open [1]</td> <td style="padding: 5px;">No changes [2]</td> <td style="padding: 5px;">More restrictive [3]</td> </tr> </table>	Family members	More open [1]	No changes [2]	More restrictive [3]	Variable description
Family members	More open [1]	No changes [2]	More restrictive [3]		

Time span of the variable

1983	1984	1985	1986	1987	1988	1989	1990	1991	1992
------	------	------	------	------	------	------	------	------	------

1993	1994	1995	1996	1997	1998	1999	2000	2001	2002
2003	2004	2005	2006	2007	2008	2009	2010	2011	2012
2013	2014	2015	2016	2017	2018	2019	2020	2021	2022

Nr.	Name	Label	Survey period	Survey frequency
3.301)	sq_201604_9	favouring UK leaving EU (Brexit)	2016	Apr

Wording of the question

04/2016	Variable description				
<p>WES special question</p> <p>Are you in favour of the United Kingdom exiting the European Union (Brexit)?</p> <table border="1"> <tr> <td>yes</td> <td>no</td> </tr> <tr> <td>[1]</td> <td>[2]</td> </tr> </table>	yes	no	[1]	[2]	
yes	no				
[1]	[2]				

Time span of the variable

1983	1984	1985	1986	1987	1988	1989	1990	1991	1992
1993	1994	1995	1996	1997	1998	1999	2000	2001	2002
2003	2004	2005	2006	2007	2008	2009	2010	2011	2012
2013	2014	2015	2016	2017	2018	2019	2020	2021	2022

Nr.	Name	Label	Survey period	Survey frequency
3.302)	sq_201607_1	public opinion ranking: promoting economic growth	2016	Jul

Wording of the question

07/2016	Variable description												
<p>How important are the following issues for your country, according to public opinion? Please rank in order of priority (each rank can only be assigned once) (1 = most important to 5 = least important):</p> <table border="1"> <thead> <tr> <th></th> <th>Rank</th> </tr> </thead> <tbody> <tr> <td>promoting economic growth</td> <td></td> </tr> <tr> <td>improving public goods (e.g. healthcare, education)</td> <td></td> </tr> <tr> <td>local environmental issues (e.g. air or water quality)</td> <td></td> </tr> <tr> <td>limiting climate change</td> <td></td> </tr> <tr> <td>inequality of income/wealth</td> <td></td> </tr> </tbody> </table>		Rank	promoting economic growth		improving public goods (e.g. healthcare, education)		local environmental issues (e.g. air or water quality)		limiting climate change		inequality of income/wealth		<p>Ranking:</p> <p>[1] most important</p> <p>[2] ...</p> <p>[3] ...</p> <p>[4] ...</p> <p>[5] least important</p>
	Rank												
promoting economic growth													
improving public goods (e.g. healthcare, education)													
local environmental issues (e.g. air or water quality)													
limiting climate change													
inequality of income/wealth													

Time span of the variable






1983	1984	1985	1986	1987	1988	1989	1990	1991	1992
1993	1994	1995	1996	1997	1998	1999	2000	2001	2002
2003	2004	2005	2006	2007	2008	2009	2010	2011	2012

2013	2014	2015	2016	2017	2018	2019	2020	2021	2022
------	------	------	------	------	------	------	------	------	------

Nr.	Name	Label	Survey period	Survey frequency
-----	------	-------	---------------	------------------

3.303)	sq_201607_2	public opinion ranking: improving public goods	2016	Jul
--------	-------------	---	------	-----

Wording of the question

07/2016	Variable description
<p>How important are the following issues for your country, according to public opinion? Please rank in order of priority (each rank can only be assigned once) (1 = most important to 5 = least important):</p> <p style="text-align: right;">Rank</p> <p style="text-align: right;">promoting economic growth </p> <p style="text-align: right;">improving public goods (e.g. healthcare, education) </p> <p style="text-align: right;">local environmental issues (e.g. air or water quality) </p> <p style="text-align: right;">limiting climate change </p> <p style="text-align: right;">inequality of income/wealth </p>	<p>Ranking:</p> <p>[1] most important</p> <p>[2] ...</p> <p>[3] ...</p> <p>[4] ...</p> <p>[5] least important</p>






Time span of the variable

1983	1984	1985	1986	1987	1988	1989	1990	1991	1992
1993	1994	1995	1996	1997	1998	1999	2000	2001	2002
2003	2004	2005	2006	2007	2008	2009	2010	2011	2012
2013	2014	2015	2016	2017	2018	2019	2020	2021	2022

Nr.	Name	Label	Survey period	Survey frequency
-----	------	-------	---------------	------------------

3.304)	sq_201607_3	public opinion ranking: local environmental issues	2016	Jul
--------	-------------	---	------	-----

Wording of the question

07/2016	Variable description
<p>How important are the following issues for your country, according to public opinion? Please rank in order of priority (each rank can only be assigned once) (1 = most important to 5 = least important):</p> <p style="text-align: right;">Rank</p> <p style="text-align: right;">promoting economic growth </p> <p style="text-align: right;">improving public goods (e.g. healthcare, education) </p> <p style="text-align: right;">local environmental issues (e.g. air or water quality) </p> <p style="text-align: right;">limiting climate change </p> <p style="text-align: right;">inequality of income/wealth </p>	<p>Ranking:</p> <p>[1] most important</p> <p>[2] ...</p> <p>[3] ...</p> <p>[4] ...</p> <p>[5] least important</p>

Time span of the variable


1983	1984	1985	1986	1987	1988	1989	1990	1991	1992
1993	1994	1995	1996	1997	1998	1999	2000	2001	2002
2003	2004	2005	2006	2007	2008	2009	2010	2011	2012
2013	2014	2015	2016	2017	2018	2019	2020	2021	2022

--	--	--	--	--	--	--

Nr.	Name	Label	Survey period	Survey frequency
-----	------	-------	---------------	------------------

3.305)	sq_201607_4	public opinion ranking: limiting climate change	2016	Jul
--------	-------------	--	------	-----

Wording of the question

<p>07/2016</p> <p>How important are the following issues for your country, according to public opinion? Please rank in order of priority (each rank can only be assigned once) (1 = most important to 5 = least important):</p> <div style="text-align: right; margin-right: 50px;"> <p>Rank</p>  </div> <ul style="list-style-type: none"> promoting economic growth improving public goods (e.g. healthcare, education) local environmental issues (e.g. air or water quality) limiting climate change inequality of income/wealth 	<p>Variable description</p> <p>Ranking: [1] most important [2] ... [3] ... [4] ... [5] least important</p>
--	--


Time span of the variable

1983	1984	1985	1986	1987	1988	1989	1990	1991	1992
1993	1994	1995	1996	1997	1998	1999	2000	2001	2002
2003	2004	2005	2006	2007	2008	2009	2010	2011	2012
2013	2014	2015	2016	2017	2018	2019	2020	2021	2022

Nr.	Name	Label	Survey period	Survey frequency
-----	------	-------	---------------	------------------

3.306)	sq_201607_5	public opinion ranking: inequality of income/wealth	2016	Jul
--------	-------------	--	------	-----

Wording of the question

<p>07/2016</p> <p>How important are the following issues for your country, according to public opinion? Please rank in order of priority (each rank can only be assigned once) (1 = most important to 5 = least important):</p> <div style="text-align: right; margin-right: 50px;"> <p>Rank</p>  </div> <ul style="list-style-type: none"> promoting economic growth improving public goods (e.g. healthcare, education) local environmental issues (e.g. air or water quality) limiting climate change inequality of income/wealth 	<p>Variable description</p> <p>Ranking: [1] most important [2] ... [3] ... [4] ... [5] least important</p>
--	--

Time span of the variable

1983	1984	1985	1986	1987	1988	1989	1990	1991	1992
1993	1994	1995	1996	1997	1998	1999	2000	2001	2002
2003	2004	2005	2006	2007	2008	2009	2010	2011	2012
2013	2014	2015	2016	2017	2018	2019	2020	2021	2022

Nr.	Name	Label	Survey period	Survey frequency
-----	------	-------	---------------	------------------

3.307) sq_201607_6 investment decision ranking: interest rates 2016 Jul

Wording of the question

<p>07/2016</p> <p>Think of someone in your country considering longlasting capital investment (e.g. factories, infrastructure). How important are the following factors to the investment decision?(each rank can only be assigned once) (1 = most important to 5 = least important):</p> <div style="text-align: center;"> <p>Rank</p> </div>	<p>Variable description</p> <p>Ranking: [1] most important [2] ... [3] ... [4] ... [5] least important</p>
---	--

Time span of the variable

1983	1984	1985	1986	1987	1988	1989	1990	1991	1992
1993	1994	1995	1996	1997	1998	1999	2000	2001	2002
2003	2004	2005	2006	2007	2008	2009	2010	2011	2012
2013	2014	2015	2016	2017	2018	2019	2020	2021	2022

Nr.	Name	Label	Survey period	Survey frequency
-----	------	-------	---------------	------------------

3.308) sq_201607_7 investment decision ranking: political stability and institutions 2016 Jul

Wording of the question

<p>07/2016</p> <p>Think of someone in your country considering longlasting capital investment (e.g. factories, infrastructure). How important are the following factors to the investment decision?(each rank can only be assigned once) (1 = most important to 5 = least important):</p> <div style="text-align: center;"> <p>Rank</p> </div>	<p>Variable description</p> <p>Ranking: [1] most important [2] ... [3] ... [4] ... [5] least important</p>
---	--

Time span of the variable

1983	1984	1985	1986	1987	1988	1989	1990	1991	1992
1993	1994	1995	1996	1997	1998	1999	2000	2001	2002
2003	2004	2005	2006	2007	2008	2009	2010	2011	2012
2013	2014	2015	2016	2017	2018	2019	2020	2021	2022

Nr.	Name	Label	Survey period	Survey frequency
-----	------	-------	---------------	------------------

3.309) sq_201607_8 investment decision ranking: 2016 Jul

Wording of the question

<p>07/2016</p> <p>Think of someone in your country considering longlasting capital investment (e.g. factories, infrastructure). How important are the following factors to the investment decision?(each rank can only be assigned once) (1 = most important to 5 = least important):</p> <div style="text-align: center;"> <table border="0"> <tr> <td></td> <td style="text-align: center;">Rank</td> </tr> <tr> <td style="text-align: right;">interest rates</td> <td style="text-align: center;">▨▨▨▨▨</td> </tr> <tr> <td style="text-align: right;">political stability and institutions</td> <td style="text-align: center;">▨▨▨▨▨</td> </tr> <tr> <td style="text-align: right;">future climate policy</td> <td style="text-align: center;">▨▨▨▨▨</td> </tr> <tr> <td style="text-align: right;">impacts of climate change</td> <td style="text-align: center;">▨▨▨▨▨</td> </tr> <tr> <td style="text-align: right;">changes in global trade</td> <td style="text-align: center;">▨▨▨▨▨</td> </tr> </table> </div>		Rank	interest rates	▨▨▨▨▨	political stability and institutions	▨▨▨▨▨	future climate policy	▨▨▨▨▨	impacts of climate change	▨▨▨▨▨	changes in global trade	▨▨▨▨▨	<p>Variable description</p> <p>Ranking: [1] most important [2] ... [3] ... [4] ... [5] least important</p>																												
	Rank																																								
interest rates	▨▨▨▨▨																																								
political stability and institutions	▨▨▨▨▨																																								
future climate policy	▨▨▨▨▨																																								
impacts of climate change	▨▨▨▨▨																																								
changes in global trade	▨▨▨▨▨																																								
<p>Time span of the variable</p> <table border="1" style="width: 100%; text-align: center;"> <tr><td>1983</td><td>1984</td><td>1985</td><td>1986</td><td>1987</td><td>1988</td><td>1989</td><td>1990</td><td>1991</td><td>1992</td></tr> <tr><td>1993</td><td>1994</td><td>1995</td><td>1996</td><td>1997</td><td>1998</td><td>1999</td><td>2000</td><td>2001</td><td>2002</td></tr> <tr><td>2003</td><td>2004</td><td>2005</td><td>2006</td><td>2007</td><td>2008</td><td>2009</td><td>2010</td><td>2011</td><td>2012</td></tr> <tr><td>2013</td><td>2014</td><td>2015</td><td>2016</td><td>2017</td><td>2018</td><td>2019</td><td>2020</td><td>2021</td><td>2022</td></tr> </table>		1983	1984	1985	1986	1987	1988	1989	1990	1991	1992	1993	1994	1995	1996	1997	1998	1999	2000	2001	2002	2003	2004	2005	2006	2007	2008	2009	2010	2011	2012	2013	2014	2015	2016	2017	2018	2019	2020	2021	2022
1983	1984	1985	1986	1987	1988	1989	1990	1991	1992																																
1993	1994	1995	1996	1997	1998	1999	2000	2001	2002																																
2003	2004	2005	2006	2007	2008	2009	2010	2011	2012																																
2013	2014	2015	2016	2017	2018	2019	2020	2021	2022																																

Nr.	Name	Label	Survey period	Survey frequency
3.310)	sq_201607_9	investment decision ranking: impacts of climate change	2016	Jul

Wording of the question

<p>07/2016</p> <p>Think of someone in your country considering longlasting capital investment (e.g. factories, infrastructure). How important are the following factors to the investment decision?(each rank can only be assigned once) (1 = most important to 5 = least important):</p> <div style="text-align: center;"> <table border="0"> <tr> <td></td> <td style="text-align: center;">Rank</td> </tr> <tr> <td style="text-align: right;">interest rates</td> <td style="text-align: center;">▨▨▨▨▨</td> </tr> <tr> <td style="text-align: right;">political stability and institutions</td> <td style="text-align: center;">▨▨▨▨▨</td> </tr> <tr> <td style="text-align: right;">future climate policy</td> <td style="text-align: center;">▨▨▨▨▨</td> </tr> <tr> <td style="text-align: right;">impacts of climate change</td> <td style="text-align: center;">▨▨▨▨▨</td> </tr> <tr> <td style="text-align: right;">changes in global trade</td> <td style="text-align: center;">▨▨▨▨▨</td> </tr> </table> </div>		Rank	interest rates	▨▨▨▨▨	political stability and institutions	▨▨▨▨▨	future climate policy	▨▨▨▨▨	impacts of climate change	▨▨▨▨▨	changes in global trade	▨▨▨▨▨	<p>Variable description</p> <p>Ranking: [1] most important [2] ... [3] ... [4] ... [5] least important</p>																												
	Rank																																								
interest rates	▨▨▨▨▨																																								
political stability and institutions	▨▨▨▨▨																																								
future climate policy	▨▨▨▨▨																																								
impacts of climate change	▨▨▨▨▨																																								
changes in global trade	▨▨▨▨▨																																								
<p>Time span of the variable</p> <table border="1" style="width: 100%; text-align: center;"> <tr><td>1983</td><td>1984</td><td>1985</td><td>1986</td><td>1987</td><td>1988</td><td>1989</td><td>1990</td><td>1991</td><td>1992</td></tr> <tr><td>1993</td><td>1994</td><td>1995</td><td>1996</td><td>1997</td><td>1998</td><td>1999</td><td>2000</td><td>2001</td><td>2002</td></tr> <tr><td>2003</td><td>2004</td><td>2005</td><td>2006</td><td>2007</td><td>2008</td><td>2009</td><td>2010</td><td>2011</td><td>2012</td></tr> <tr><td>2013</td><td>2014</td><td>2015</td><td>2016</td><td>2017</td><td>2018</td><td>2019</td><td>2020</td><td>2021</td><td>2022</td></tr> </table>		1983	1984	1985	1986	1987	1988	1989	1990	1991	1992	1993	1994	1995	1996	1997	1998	1999	2000	2001	2002	2003	2004	2005	2006	2007	2008	2009	2010	2011	2012	2013	2014	2015	2016	2017	2018	2019	2020	2021	2022
1983	1984	1985	1986	1987	1988	1989	1990	1991	1992																																
1993	1994	1995	1996	1997	1998	1999	2000	2001	2002																																
2003	2004	2005	2006	2007	2008	2009	2010	2011	2012																																
2013	2014	2015	2016	2017	2018	2019	2020	2021	2022																																

Nr.	Name	Label	Survey period	Survey frequency
3.311)	sq_201607_10	investment decision ranking: changes in global trade	2016	Jul

Wording of the question

<p>07/2016</p> <p>Think of someone in your country considering longlasting capital investment (e.g. factories, infrastructure). How important are the following factors to the investment decision?(each rank can only be assigned once) (1 = most important to 5 = least important):</p> <div style="text-align: center;"> <p>Rank</p> </div>	<p>Variable description</p> <p>Ranking: [1] most important [2] ... [3] ... [4] ... [5] least important</p>																																								
<p>Time span of the variable</p> <table border="1" style="width: 100%; text-align: center;"> <tr><td>1983</td><td>1984</td><td>1985</td><td>1986</td><td>1987</td><td>1988</td><td>1989</td><td>1990</td><td>1991</td><td>1992</td></tr> <tr><td>1993</td><td>1994</td><td>1995</td><td>1996</td><td>1997</td><td>1998</td><td>1999</td><td>2000</td><td>2001</td><td>2002</td></tr> <tr><td>2003</td><td>2004</td><td>2005</td><td>2006</td><td>2007</td><td>2008</td><td>2009</td><td>2010</td><td>2011</td><td>2012</td></tr> <tr><td>2013</td><td>2014</td><td>2015</td><td>2016</td><td>2017</td><td>2018</td><td>2019</td><td>2020</td><td>2021</td><td>2022</td></tr> </table>		1983	1984	1985	1986	1987	1988	1989	1990	1991	1992	1993	1994	1995	1996	1997	1998	1999	2000	2001	2002	2003	2004	2005	2006	2007	2008	2009	2010	2011	2012	2013	2014	2015	2016	2017	2018	2019	2020	2021	2022
1983	1984	1985	1986	1987	1988	1989	1990	1991	1992																																
1993	1994	1995	1996	1997	1998	1999	2000	2001	2002																																
2003	2004	2005	2006	2007	2008	2009	2010	2011	2012																																
2013	2014	2015	2016	2017	2018	2019	2020	2021	2022																																

Nr.	Name	Label	Survey period	Survey frequency
3.312)	sq_201607_11	expected year of emission reductions	2016	Jul

Wording of the question

<p>07/2016</p> <p>When do you expect your country's climate policies to result in significant emission reductions?</p> <p>(please state a year) _____</p>	<p>Variable description</p>																																								
<p>Time span of the variable</p> <table border="1" style="width: 100%; text-align: center;"> <tr><td>1983</td><td>1984</td><td>1985</td><td>1986</td><td>1987</td><td>1988</td><td>1989</td><td>1990</td><td>1991</td><td>1992</td></tr> <tr><td>1993</td><td>1994</td><td>1995</td><td>1996</td><td>1997</td><td>1998</td><td>1999</td><td>2000</td><td>2001</td><td>2002</td></tr> <tr><td>2003</td><td>2004</td><td>2005</td><td>2006</td><td>2007</td><td>2008</td><td>2009</td><td>2010</td><td>2011</td><td>2012</td></tr> <tr><td>2013</td><td>2014</td><td>2015</td><td>2016</td><td>2017</td><td>2018</td><td>2019</td><td>2020</td><td>2021</td><td>2022</td></tr> </table>		1983	1984	1985	1986	1987	1988	1989	1990	1991	1992	1993	1994	1995	1996	1997	1998	1999	2000	2001	2002	2003	2004	2005	2006	2007	2008	2009	2010	2011	2012	2013	2014	2015	2016	2017	2018	2019	2020	2021	2022
1983	1984	1985	1986	1987	1988	1989	1990	1991	1992																																
1993	1994	1995	1996	1997	1998	1999	2000	2001	2002																																
2003	2004	2005	2006	2007	2008	2009	2010	2011	2012																																
2013	2014	2015	2016	2017	2018	2019	2020	2021	2022																																

Nr.	Name	Label	Survey period	Survey frequency
3.313)	sq_201607_12	affected by Brexit this year	2016	Jul

Wording of the question

<p>07/2016</p> <p>Will your country be affected by Britain's exit from the European Union ("Brexit")?</p> <div style="border: 1px solid black; padding: 5px; margin-top: 10px;"> <p>This year</p> <p>[0] negatively [50] unaffected [100] positively</p> </div>	<p>Variable description</p> <p>Question was only posed online</p>
---	---

Time span of the variable

1983	1984	1985	1986	1987	1988	1989	1990	1991	1992
1993	1994	1995	1996	1997	1998	1999	2000	2001	2002
2003	2004	2005	2006	2007	2008	2009	2010	2011	2012
2013	2014	2015	2016	2017	2018	2019	2020	2021	2022

Nr.	Name	Label	Survey period	Survey frequency
-----	------	-------	---------------	------------------

3.314)	sq_201607_12_clicks	clicks - affected by Brexit this year	2016	Jul
--------	---------------------	---------------------------------------	------	-----

Time span of the variable

1983	1984	1985	1986	1987	1988	1989	1990	1991	1992
1993	1994	1995	1996	1997	1998	1999	2000	2001	2002
2003	2004	2005	2006	2007	2008	2009	2010	2011	2012
2013	2014	2015	2016	2017	2018	2019	2020	2021	2022

Variable description
only online

Nr.	Name	Label	Survey period	Survey frequency
-----	------	-------	---------------	------------------

3.315)	sq_201607_13	affected by Brexit next 3 to 5 years	2016	Jul
--------	--------------	--------------------------------------	------	-----

Wording of the question

07/2016

Will your country be affected by Britain's exit from the European Union ("Brexit")?

In the next 3 to 5 years

[0] negatively [50] unaffected [100] positively

Variable description
Question was only posed online

Time span of the variable

1983	1984	1985	1986	1987	1988	1989	1990	1991	1992
1993	1994	1995	1996	1997	1998	1999	2000	2001	2002
2003	2004	2005	2006	2007	2008	2009	2010	2011	2012
2013	2014	2015	2016	2017	2018	2019	2020	2021	2022

Nr.	Name	Label	Survey period	Survey frequency
-----	------	-------	---------------	------------------

3.316)	sq_201607_13_clicks	clicks - affected by Brexit next 3 to 5 years	2016	Jul
--------	---------------------	---	------	-----

Time span of the variable

1983	1984	1985	1986	1987	1988	1989	1990	1991	1992
------	------	------	------	------	------	------	------	------	------

Variable description

1993	1994	1995	1996	1997	1998	1999	2000	2001	2002
2003	2004	2005	2006	2007	2008	2009	2010	2011	2012
2013	2014	2015	2016	2017	2018	2019	2020	2021	2022

only online

Nr.	Name	Label	Survey period	Survey frequency
3.317)	sq_201610_1	public debt: management assessment	2016	Oct

Wording of the question

10/2016	Variable description						
<p>WES special question</p> <p>How do you assess the public debt management of your country?</p> <table border="1"> <tr> <td>efficient [1]</td> <td>satisfactory [2]</td> <td>not efficient [3]</td> </tr> <tr> <td></td> <td></td> <td></td> </tr> </table>	efficient [1]	satisfactory [2]	not efficient [3]				
efficient [1]	satisfactory [2]	not efficient [3]					

Time span of the variable

1983	1984	1985	1986	1987	1988	1989	1990	1991	1992
1993	1994	1995	1996	1997	1998	1999	2000	2001	2002
2003	2004	2005	2006	2007	2008	2009	2010	2011	2012
2013	2014	2015	2016	2017	2018	2019	2020	2021	2022

Nr.	Name	Label	Survey period	Survey frequency
3.318)	sq_201610_2	public debt: risk foreign currency	2016	Oct

Wording of the question

10/2016	Variable description								
<p>WES special question</p> <p>Please try to assess the importance of the following risks facing the public debt management of your country</p> <table border="1"> <tr> <td>Foreign currency risk</td> <td>most important [1]</td> <td>important [2]</td> <td>not so important [3]</td> </tr> <tr> <td></td> <td></td> <td></td> <td></td> </tr> </table>	Foreign currency risk	most important [1]	important [2]	not so important [3]					
Foreign currency risk	most important [1]	important [2]	not so important [3]						

Time span of the variable

1983	1984	1985	1986	1987	1988	1989	1990	1991	1992
1993	1994	1995	1996	1997	1998	1999	2000	2001	2002
2003	2004	2005	2006	2007	2008	2009	2010	2011	2012
2013	2014	2015	2016	2017	2018	2019	2020	2021	2022

--	--	--	--	--	--	--

Nr.	Name	Label	Survey period	Survey frequency
3.319)	sq_201610_3	public debt: risk interest rate	2016	Oct

Wording of the question

<p>10/2016</p> <p>WES special question</p> <p>Please try to assess the importance of the following risks facing the public debt management of your country</p> <table border="1" style="margin-left: auto; margin-right: auto;"> <tr> <td style="padding: 5px;">Interest rate risk</td> <td style="padding: 5px;">most important [1]</td> <td style="padding: 5px;">important [2]</td> <td style="padding: 5px;">not so important [3]</td> </tr> <tr> <td style="height: 20px;"></td> <td></td> <td></td> <td></td> </tr> </table>	Interest rate risk	most important [1]	important [2]	not so important [3]					Variable description
Interest rate risk	most important [1]	important [2]	not so important [3]						

Time span of the variable

1983	1984	1985	1986	1987	1988	1989	1990	1991	1992
1993	1994	1995	1996	1997	1998	1999	2000	2001	2002
2003	2004	2005	2006	2007	2008	2009	2010	2011	2012
2013	2014	2015	2016	2017	2018	2019	2020	2021	2022

Nr.	Name	Label	Survey period	Survey frequency
3.320)	sq_201610_4	public debt: risk refinancing	2016	Oct

Wording of the question

<p>10/2016</p> <p>WES special question</p> <p>Please try to assess the importance of the following risks facing the public debt management of your country</p> <table border="1" style="margin-left: auto; margin-right: auto;"> <tr> <td style="padding: 5px;">Refinancing risk</td> <td style="padding: 5px;">most important [1]</td> <td style="padding: 5px;">important [2]</td> <td style="padding: 5px;">not so important [3]</td> </tr> <tr> <td style="height: 20px;"></td> <td></td> <td></td> <td></td> </tr> </table>	Refinancing risk	most important [1]	important [2]	not so important [3]					Variable description
Refinancing risk	most important [1]	important [2]	not so important [3]						

Time span of the variable

1983	1984	1985	1986	1987	1988	1989	1990	1991	1992
1993	1994	1995	1996	1997	1998	1999	2000	2001	2002
2003	2004	2005	2006	2007	2008	2009	2010	2011	2012
2013	2014	2015	2016	2017	2018	2019	2020	2021	2022

Nr.	Name	Label	Survey period	Survey frequency
-----	------	-------	---------------	------------------

Wording of the question

10/2016 WES special question How do you assess the functioning of the domestic public debt market? <table border="1" style="margin-left: auto; margin-right: auto;"> <tr> <td style="text-align: center;">good [1]</td> <td style="text-align: center;">satisfactory [2]</td> <td style="text-align: center;">bad [3]</td> </tr> <tr> <td style="text-align: center;"> </td> <td style="text-align: center;"> </td> <td style="text-align: center;"> </td> </tr> </table>	good [1]	satisfactory [2]	bad [3]				Variable description
good [1]	satisfactory [2]	bad [3]					

Time span of the variable

1983	1984	1985	1986	1987	1988	1989	1990	1991	1992
1993	1994	1995	1996	1997	1998	1999	2000	2001	2002
2003	2004	2005	2006	2007	2008	2009	2010	2011	2012
2013	2014	2015	2016	2017	2018	2019	2020	2021	2022

Nr.	Name	Label	Survey period	Survey frequency
-----	------	-------	---------------	------------------

Wording of the question

10/2016 WES special question How important are the following problems in the domestic public debt market? <table border="1" style="margin-left: auto; margin-right: auto;"> <tr> <td style="text-align: center;">small economy, missing investor base</td> <td style="text-align: center;">most important [1]</td> <td style="text-align: center;">important [2]</td> <td style="text-align: center;">not so important [3]</td> </tr> <tr> <td style="text-align: center;"> </td> <td style="text-align: center;"> </td> <td style="text-align: center;"> </td> <td style="text-align: center;"> </td> </tr> </table>	small economy, missing investor base	most important [1]	important [2]	not so important [3]					Variable description
small economy, missing investor base	most important [1]	important [2]	not so important [3]						

Time span of the variable

1983	1984	1985	1986	1987	1988	1989	1990	1991	1992
1993	1994	1995	1996	1997	1998	1999	2000	2001	2002
2003	2004	2005	2006	2007	2008	2009	2010	2011	2012
2013	2014	2015	2016	2017	2018	2019	2020	2021	2022

Nr.	Name	Label	Survey period	Survey frequency
-----	------	-------	---------------	------------------

Wording of the question

10/2016 WES special question	Variable description
-------------------------------------	----------------------

How important are the following problems in the domestic public debt market?			
Poor legal and regulatory framework	most important [1]	important [2]	not so important [3]

Time span of the variable

1983	1984	1985	1986	1987	1988	1989	1990	1991	1992
1993	1994	1995	1996	1997	1998	1999	2000	2001	2002
2003	2004	2005	2006	2007	2008	2009	2010	2011	2012
2013	2014	2015	2016	2017	2018	2019	2020	2021	2022

Nr.	Name	Label	Survey period	Survey frequency
3.324)	sq_201610_8	public debt: problem infrastructure	2016	Oct

Wording of the question

10/2016	Variable description							
<p>WES special question</p> <p>How important are the following problems in the domestic public debt market?</p> <table border="1"> <tr> <td rowspan="2">Poor market infrastructure</td> <td>most important [1]</td> <td>important [2]</td> <td>not so important [3]</td> </tr> <tr> <td></td> <td></td> <td></td> </tr> </table>		Poor market infrastructure	most important [1]	important [2]	not so important [3]			
Poor market infrastructure	most important [1]		important [2]	not so important [3]				

Time span of the variable

1983	1984	1985	1986	1987	1988	1989	1990	1991	1992
1993	1994	1995	1996	1997	1998	1999	2000	2001	2002
2003	2004	2005	2006	2007	2008	2009	2010	2011	2012
2013	2014	2015	2016	2017	2018	2019	2020	2021	2022

Nr.	Name	Label	Survey period	Survey frequency
3.325)	sq_201610_9	public debt: problem macroecon. risk	2016	Oct

Wording of the question

10/2016	Variable description							
<p>WES special question</p> <p>How important are the following problems in the domestic public debt market?</p> <table border="1"> <tr> <td rowspan="2">Macroeconomic risks</td> <td>most important [1]</td> <td>important [2]</td> <td>not so important [3]</td> </tr> <tr> <td></td> <td></td> <td></td> </tr> </table>		Macroeconomic risks	most important [1]	important [2]	not so important [3]			
Macroeconomic risks	most important [1]		important [2]	not so important [3]				

Time span of the variable									
1983	1984	1985	1986	1987	1988	1989	1990	1991	1992
1993	1994	1995	1996	1997	1998	1999	2000	2001	2002
2003	2004	2005	2006	2007	2008	2009	2010	2011	2012
2013	2014	2015	2016	2017	2018	2019	2020	2021	2022

Nr.	Name	Label	Survey period	Survey frequency
3.326)	sq_201610_10	public debt: problem strategy	2016	Oct

Wording of the question

10/2016	Variable description				
<p>WES special question</p> <p>How important are the following problems in the domestic public debt market?</p> <table border="1"> <tr> <td>Unreliable public debt management strategy</td><td>most important [1]</td><td>important [2]</td><td>not so important [3]</td></tr> </table>	Unreliable public debt management strategy	most important [1]	important [2]	not so important [3]	
Unreliable public debt management strategy	most important [1]	important [2]	not so important [3]		

Time span of the variable

1983	1984	1985	1986	1987	1988	1989	1990	1991	1992
1993	1994	1995	1996	1997	1998	1999	2000	2001	2002
2003	2004	2005	2006	2007	2008	2009	2010	2011	2012
2013	2014	2015	2016	2017	2018	2019	2020	2021	2022

Nr.	Name	Label	Survey period	Survey frequency
3.327)	sq_201610_11	economy risks: China slowdown	2016	Oct

Wording of the question

10/2016	Variable description						
<p>WES special question</p> <p>Please assess the impact of the following situations on the economy of your country</p> <table border="1"> <tr> <td>slowdown of the economy in China</td><td>high negative impact [1]</td><td>negative impact [2]</td><td>no impact [3]</td><td>positive impact [4]</td><td>high positive impact [5]</td></tr> </table>	slowdown of the economy in China	high negative impact [1]	negative impact [2]	no impact [3]	positive impact [4]	high positive impact [5]	question was posed online only
slowdown of the economy in China	high negative impact [1]	negative impact [2]	no impact [3]	positive impact [4]	high positive impact [5]		

Time span of the variable

1983	1984	1985	1986	1987	1988	1989	1990	1991	1992
1993	1994	1995	1996	1997	1998	1999	2000	2001	2002

2003	2004	2005	2006	2007	2008	2009	2010	2011	2012
2013	2014	2015	2016	2017	2018	2019	2020	2021	2022

Nr.	Name	Label	Survey period	Survey frequency
3.328)	sq_201610_12	economy risks: Donald Trump	2016	Oct

Wording of the question

<p>10/2016</p> <p>WES special question</p> <p>Please assess the impact of the following situations on the economy of your country</p> <table border="1" style="margin-left: auto; margin-right: auto;"> <tr> <td style="padding: 5px;">The scenarion of Donald Trump winning the US presidential election</td> <td style="padding: 5px;">high negative impact [1]</td> <td style="padding: 5px;">negative impact [2]</td> <td style="padding: 5px;">no impact [3]</td> <td style="padding: 5px;">positive impact [4]</td> <td style="padding: 5px;">high positive impact [5]</td> </tr> </table>	The scenarion of Donald Trump winning the US presidential election	high negative impact [1]	negative impact [2]	no impact [3]	positive impact [4]	high positive impact [5]	<p>Variable description</p> <p>question was posed online only</p>
The scenarion of Donald Trump winning the US presidential election	high negative impact [1]	negative impact [2]	no impact [3]	positive impact [4]	high positive impact [5]		

Time span of the variable

1983	1984	1985	1986	1987	1988	1989	1990	1991	1992
1993	1994	1995	1996	1997	1998	1999	2000	2001	2002
2003	2004	2005	2006	2007	2008	2009	2010	2011	2012
2013	2014	2015	2016	2017	2018	2019	2020	2021	2022

Nr.	Name	Label	Survey period	Survey frequency
3.329)	sq_201610_13	Economy risks: Hillary Clinton	2016	Oct

Wording of the question

<p>10/2016</p> <p>WES special question</p> <p>Please assess the impact of the following situations on the economy of your country</p> <table border="1" style="margin-left: auto; margin-right: auto;"> <tr> <td style="padding: 5px;">The scenarion of Hillary Clinton winning the US presidential election</td> <td style="padding: 5px;">high negative impact [1]</td> <td style="padding: 5px;">negative impact [2]</td> <td style="padding: 5px;">no impact [3]</td> <td style="padding: 5px;">positive impact [4]</td> <td style="padding: 5px;">high positive impact [5]</td> </tr> </table>	The scenarion of Hillary Clinton winning the US presidential election	high negative impact [1]	negative impact [2]	no impact [3]	positive impact [4]	high positive impact [5]	<p>Variable description</p> <p>question was posed online only</p>
The scenarion of Hillary Clinton winning the US presidential election	high negative impact [1]	negative impact [2]	no impact [3]	positive impact [4]	high positive impact [5]		

Time span of the variable

1983	1984	1985	1986	1987	1988	1989	1990	1991	1992
1993	1994	1995	1996	1997	1998	1999	2000	2001	2002
2003	2004	2005	2006	2007	2008	2009	2010	2011	2012
2013	2014	2015	2016	2017	2018	2019	2020	2021	2022

Nr.	Name	Label	Survey period	Survey frequency
3.330)	sq_201610_14	economy risks: EU fragility	2016	Oct

Wording of the question

10/2016										Variable description																						
<p>WES special question</p> <p>Please assess the impact of the following situations on the economy of your country</p> <table border="1" style="margin-left: auto; margin-right: auto;"> <tr> <td style="padding: 5px;">Fragile EU situation (Brexit, banking crisis, immigration crisis)</td> <td style="padding: 5px;">high negative impact [1]</td> <td style="padding: 5px;">negative impact [2]</td> <td style="padding: 5px;">no impact [3]</td> <td style="padding: 5px;">positive impact [4]</td> <td style="padding: 5px;">high positive impact [5]</td> <td></td> <td></td> <td></td> <td></td> <td></td> </tr> <tr> <td></td> <td></td> <td></td> <td></td> <td></td> <td></td> <td></td> <td></td> <td></td> <td></td> <td></td> </tr> </table>										Fragile EU situation (Brexit, banking crisis, immigration crisis)	high negative impact [1]	negative impact [2]	no impact [3]	positive impact [4]	high positive impact [5]																	question was posed online only
Fragile EU situation (Brexit, banking crisis, immigration crisis)	high negative impact [1]	negative impact [2]	no impact [3]	positive impact [4]	high positive impact [5]																											
Time span of the variable																																
1983	1984	1985	1986	1987	1988	1989	1990	1991	1992																							
1993	1994	1995	1996	1997	1998	1999	2000	2001	2002																							
2003	2004	2005	2006	2007	2008	2009	2010	2011	2012																							
2013	2014	2015	2016	2017	2018	2019	2020	2021	2022																							

Nr.	Name	Label	Survey period	Survey frequency
3.331)	sq_201610_15	economy risks: terrorism	2016	Oct

Wording of the question

10/2016										Variable description																						
<p>WES special question</p> <p>Please assess the impact of the following situations on the economy of your country</p> <table border="1" style="margin-left: auto; margin-right: auto;"> <tr> <td style="padding: 5px;">The threat of terrorist attacks in your country</td> <td style="padding: 5px;">high negative impact [1]</td> <td style="padding: 5px;">negative impact [2]</td> <td style="padding: 5px;">no impact [3]</td> <td style="padding: 5px;">positive impact [4]</td> <td style="padding: 5px;">high positive impact [5]</td> <td></td> <td></td> <td></td> <td></td> <td></td> </tr> <tr> <td></td> <td></td> <td></td> <td></td> <td></td> <td></td> <td></td> <td></td> <td></td> <td></td> <td></td> </tr> </table>										The threat of terrorist attacks in your country	high negative impact [1]	negative impact [2]	no impact [3]	positive impact [4]	high positive impact [5]																	question was posed online only
The threat of terrorist attacks in your country	high negative impact [1]	negative impact [2]	no impact [3]	positive impact [4]	high positive impact [5]																											
Time span of the variable																																
1983	1984	1985	1986	1987	1988	1989	1990	1991	1992																							
1993	1994	1995	1996	1997	1998	1999	2000	2001	2002																							
2003	2004	2005	2006	2007	2008	2009	2010	2011	2012																							
2013	2014	2015	2016	2017	2018	2019	2020	2021	2022																							

Nr.	Name	Label	Survey period	Survey frequency
3.332)	sq_201610_16	economy risks: market crisis	2016	Oct

Wording of the question

										Variable description

10/2016

WES special question

Please assess the impact of the following situations on the **economy of your country**

question was posed online only

Emerging market crisis (currency depreciation and persistent weakness in commodity prices)	high negative impact [1]	negative impact [2]	no impact [3]	positive impact [4]	high positive impact [5]

Time span of the variable

1983	1984	1985	1986	1987	1988	1989	1990	1991	1992
1993	1994	1995	1996	1997	1998	1999	2000	2001	2002
2003	2004	2005	2006	2007	2008	2009	2010	2011	2012
2013	2014	2015	2016	2017	2018	2019	2020	2021	2022

Nr.	Name	Label	Survey period	Survey frequency
3.333)	sq_201701_1	credit: non-performing loans since 2008	2017	Jan

Wording of the question

01/2017

WES special question

since 2008, how has the share of non-performing loans changed in your country?

[1] increased	[2] unchanged	[3] decreased

Variable description

Time span of the variable

1983	1984	1985	1986	1987	1988	1989	1990	1991	1992
1993	1994	1995	1996	1997	1998	1999	2000	2001	2002
2003	2004	2005	2006	2007	2008	2009	2010	2011	2012
2013	2014	2015	2016	2017	2018	2019	2020	2021	2022

Nr.	Name	Label	Survey period	Survey frequency
3.334)	sq_201701_2	credit: new business loans since 2008	2017	Jan

Wording of the question

01/2017

WES special question

since 2008, how has the banks attitude to approve new business loans changed?

[1] more restrictive	[2] unchanged	[3] less restrictive

Variable description

Time span of the variable

1983	1984	1985	1986	1987	1988	1989	1990	1991	1992
1993	1994	1995	1996	1997	1998	1999	2000	2001	2002
2003	2004	2005	2006	2007	2008	2009	2010	2011	2012
2013	2014	2015	2016	2017	2018	2019	2020	2021	2022

Nr.	Name	Label	Survey period	Survey frequency
3.335)	sq_201701_3	credit: existing loans since 2008	2017	Jan

Wording of the question

<p>01/2017</p> <p>WES special question since 2008 how has the banks attitude to roll over, or extend the maturity, o existing loans changed?</p> <table border="1" style="margin-left: auto; margin-right: auto;"> <tr> <td>[1] more restrictive</td> <td>[2] unchanged</td> <td>[3] less restrictive</td> </tr> <tr> <td> </td> <td> </td> <td> </td> </tr> </table>	[1] more restrictive	[2] unchanged	[3] less restrictive				Variable description
[1] more restrictive	[2] unchanged	[3] less restrictive					

Time span of the variable

1983	1984	1985	1986	1987	1988	1989	1990	1991	1992
1993	1994	1995	1996	1997	1998	1999	2000	2001	2002
2003	2004	2005	2006	2007	2008	2009	2010	2011	2012
2013	2014	2015	2016	2017	2018	2019	2020	2021	2022

Nr.	Name	Label	Survey period	Survey frequency
3.336)	sq_201701_4	credit: supervision of banks since 2012	2017	Jan

Wording of the question

<p>01/2017</p> <p>WES special question since 2012, how has the supervision of banks changed the ability to roll over non-performing loans?</p> <table border="1" style="margin-left: auto; margin-right: auto;"> <tr> <td>[1] more difficult</td> <td>[2] unchanged</td> <td>[3] less difficult</td> </tr> <tr> <td> </td> <td> </td> <td> </td> </tr> </table>	[1] more difficult	[2] unchanged	[3] less difficult				Variable description
[1] more difficult	[2] unchanged	[3] less difficult					

Time span of the variable

1983	1984	1985	1986	1987	1988	1989	1990	1991	1992
1993	1994	1995	1996	1997	1998	1999	2000	2001	2002
2003	2004	2005	2006	2007	2008	2009	2010	2011	2012

2013	2014	2015	2016	2017	2018	2019	2020	2021	2022
------	------	------	------	------	------	------	------	------	------

Nr.	Name	Label	Survey period	Survey frequency
-----	------	-------	---------------	------------------

3.337)	sq_201701_5	free trade agreements: effects on economy	2017	Jan
--------	-------------	---	------	-----

Wording of the question

01/2017	Variable description			
<p>WES special question</p> <p>Public opinions on free trade agreements (FTAs) differ significantly. Massive opposition from the public, governments, and NGOs have cast doubt over the desirability and feasibility of FTAs. Recently, the election of Donald Trump as US president has made the ratification of the Transpacific Partnership Agreement unlikely and has led to EU leaders claim that the proposed Transatlantic Trade and Investment Partnership (TTIP) is dead.</p> <p>How do you assess the effects of free trade on your economy?</p> <table border="1"> <tr> <td>[1] positive</td><td>[2] absent</td><td>[3] negative</td></tr> </table>	[1] positive	[2] absent	[3] negative	
[1] positive	[2] absent	[3] negative		

Time span of the variable

1983	1984	1985	1986	1987	1988	1989	1990	1991	1992
1993	1994	1995	1996	1997	1998	1999	2000	2001	2002
2003	2004	2005	2006	2007	2008	2009	2010	2011	2012
2013	2014	2015	2016	2017	2018	2019	2020	2021	2022

Nr.	Name	Label	Survey period	Survey frequency
-----	------	-------	---------------	------------------

3.338)	sq_201701_6	free trade agreements: more specialization	2017	Jan
--------	-------------	--	------	-----

Wording of the question

01/2017	Variable description		
<p>WES special question</p> <p>Public opinions on free trade agreements (FTAs) differ significantly. Massive opposition from the public, governments, and NGOs have cast doubt over the desirability and feasibility of FTAs. Recently, the election of Donald Trump as US president has made the ratification of the Transpacific Partnership Agreement unlikely and has led to EU leaders claim that the proposed Transatlantic Trade and Investment Partnership (TTIP) is dead.</p> <p>How do you assess the effects of free trade on your economy?</p> <p>The top 3 effects of free trade for my economy are:</p> <table border="1"> <tr> <td>more specialization</td><td>[1]</td></tr> </table>	more specialization	[1]	
more specialization	[1]		

Time span of the variable

1983	1984	1985	1986	1987	1988	1989	1990	1991	1992
1993	1994	1995	1996	1997	1998	1999	2000	2001	2002
2003	2004	2005	2006	2007	2008	2009	2010	2011	2012

2013	2014	2015	2016	2017	2018	2019	2020	2021	2022
------	------	------	------	------	------	------	------	------	------

Nr.	Name	Label	Survey period	Survey frequency
3.339)	sq_201701_7	free trade agreements: higher net exports	2017	Jan

Wording of the question

01/2017	Variable description		
<p>WES special question</p> <p>Public opinions on free trade agreements (FTAs) differ significantly. Massive opposition from the public, governments, and NGOs have cast doubt over the desirability and feasibility of FTAs. Recently, the election of Donald Trump as US president has made the ratification of the Transpacific Partnership Agreement unlikely and has led to EU leaders claim that the proposed Transatlantic Trade and Investment Partnership (TTIP) is dead.</p> <p>How do you assess the effects of free trade on your economy?</p> <p>The top 3 effects of free trade for my economy are:</p> <table border="1"> <tr> <td>higher net exports</td> <td>[1]</td> </tr> </table>	higher net exports	[1]	
higher net exports	[1]		

Time span of the variable

1983	1984	1985	1986	1987	1988	1989	1990	1991	1992
1993	1994	1995	1996	1997	1998	1999	2000	2001	2002
2003	2004	2005	2006	2007	2008	2009	2010	2011	2012
2013	2014	2015	2016	2017	2018	2019	2020	2021	2022

Nr.	Name	Label	Survey period	Survey frequency
3.340)	sq_201701_8	free trade agreements: loss of jobs	2017	Jan

Wording of the question

01/2017	Variable description		
<p>WES special question</p> <p>Public opinions on free trade agreements (FTAs) differ significantly. Massive opposition from the public, governments, and NGOs have cast doubt over the desirability and feasibility of FTAs. Recently, the election of Donald Trump as US president has made the ratification of the Transpacific Partnership Agreement unlikely and has led to EU leaders claim that the proposed Transatlantic Trade and Investment Partnership (TTIP) is dead.</p> <p>How do you assess the effects of free trade on your economy?</p> <p>The top 3 effects of free trade for my economy are:</p> <table border="1"> <tr> <td>loss of jobs</td> <td>[1]</td> </tr> </table>	loss of jobs	[1]	
loss of jobs	[1]		

Time span of the variable

1983	1984	1985	1986	1987	1988	1989	1990	1991	1992
1993	1994	1995	1996	1997	1998	1999	2000	2001	2002
2003	2004	2005	2006	2007	2008	2009	2010	2011	2012

2013	2014	2015	2016	2017	2018	2019	2020	2021	2022

Nr.	Name	Label	Survey period	Survey frequency
3.341)	sq_201701_9	free trade agreements: increasing total welfare	2017	Jan

Wording of the question

01/2017	Variable description		
<p>WES special question</p> <p>Public opinions on free trade agreements (FTAs) differ significantly. Massive opposition from the public, governments, and NGOs have cast doubt over the desirability and feasibility of FTAs. Recently, the election of Donald Trump as US president has made the ratification of the Transpacific Partnership Agreement unlikely and has led to EU leaders claim that the proposed Transatlantic Trade and Investment Partnership (TTIP) is dead.</p> <p>How do you assess the effects of free trade on your economy?</p> <p>The top 3 effects of free trade for my economy are:</p> <table border="1"> <tr> <td>increasing total welfare</td> <td>[1]</td> </tr> </table>	increasing total welfare	[1]	
increasing total welfare	[1]		

Time span of the variable

1983	1984	1985	1986	1987	1988	1989	1990	1991	1992
1993	1994	1995	1996	1997	1998	1999	2000	2001	2002
2003	2004	2005	2006	2007	2008	2009	2010	2011	2012
2013	2014	2015	2016	2017	2018	2019	2020	2021	2022

Nr.	Name	Label	Survey period	Survey frequency
3.342)	sq_201701_10	free trade agreements: higher environmental pollution	2017	Jan

Wording of the question

01/2017	Variable description		
<p>WES special question</p> <p>Public opinions on free trade agreements (FTAs) differ significantly. Massive opposition from the public, governments, and NGOs have cast doubt over the desirability and feasibility of FTAs. Recently, the election of Donald Trump as US president has made the ratification of the Transpacific Partnership Agreement unlikely and has led to EU leaders claim that the proposed Transatlantic Trade and Investment Partnership (TTIP) is dead.</p> <p>How do you assess the effects of free trade on your economy?</p> <p>The top 3 effects of free trade for my economy are:</p> <table border="1"> <tr> <td>higher environmental pollution</td> <td>[1]</td> </tr> </table>	higher environmental pollution	[1]	
higher environmental pollution	[1]		

Time span of the variable

1983	1984	1985	1986	1987	1988	1989	1990	1991	1992
1993	1994	1995	1996	1997	1998	1999	2000	2001	2002

2003	2004	2005	2006	2007	2008	2009	2010	2011	2012
2013	2014	2015	2016	2017	2018	2019	2020	2021	2022

Nr.	Name	Label	Survey period	Survey frequency
3.343)	sq_201701_11	free trade agreements: lower price levels	2017	Jan

Wording of the question

01/2017	Variable description		
<p>WES special question</p> <p>Public opinions on free trade agreements (FTAs) differ significantly. Massive opposition from the public, governments, and NGOs have cast doubt over the desirability and feasibility of FTAs. Recently, the election of Donald Trump as US president has made the ratification of the Transpacific Partnership Agreement unlikely and has led to EU leaders claim that the proposed Transatlantic Trade and Investment Partnership (TTIP) is dead.</p> <p>How do you assess the effects of free trade on your economy?</p> <p>The top 3 effects of free trade for my economy are:</p> <table border="1"> <tr> <td>lower price levels</td> <td>[1]</td> </tr> </table>	lower price levels	[1]	
lower price levels	[1]		

Time span of the variable

1983	1984	1985	1986	1987	1988	1989	1990	1991	1992
1993	1994	1995	1996	1997	1998	1999	2000	2001	2002
2003	2004	2005	2006	2007	2008	2009	2010	2011	2012
2013	2014	2015	2016	2017	2018	2019	2020	2021	2022

Nr.	Name	Label	Survey period	Survey frequency
3.344)	sq_201701_12	free trade agreements: more efficient production	2017	Jan

Wording of the question

01/2017	Variable description		
<p>WES special question</p> <p>Public opinions on free trade agreements (FTAs) differ significantly. Massive opposition from the public, governments, and NGOs have cast doubt over the desirability and feasibility of FTAs. Recently, the election of Donald Trump as US president has made the ratification of the Transpacific Partnership Agreement unlikely and has led to EU leaders claim that the proposed Transatlantic Trade and Investment Partnership (TTIP) is dead.</p> <p>How do you assess the effects of free trade on your economy?</p> <p>The top 3 effects of free trade for my economy are:</p> <table border="1"> <tr> <td>more efficient production</td> <td>[1]</td> </tr> </table>	more efficient production	[1]	
more efficient production	[1]		

Time span of the variable

1983	1984	1985	1986	1987	1988	1989	1990	1991	1992
1993	1994	1995	1996	1997	1998	1999	2000	2001	2002

2003	2004	2005	2006	2007	2008	2009	2010	2011	2012
2013	2014	2015	2016	2017	2018	2019	2020	2021	2022

Nr.	Name	Label	Survey period	Survey frequency
3.345)	sq_201701_13	free trade agreements: lower net exports	2017	Jan

Wording of the question

01/2017	Variable description		
<p>WES special question</p> <p>Public opinions on free trade agreements (FTAs) differ significantly. Massive opposition from the public, governments, and NGOs have cast doubt over the desirability and feasibility of FTAs. Recently, the election of Donald Trump as US president has made the ratification of the Transpacific Partnership Agreement unlikely and has led to EU leaders claim that the proposed Transatlantic Trade and Investment Partnership (TTIP) is dead.</p> <p>How do you assess the effects of free trade on your economy?</p> <p>The top 3 effects of free trade for my economy are:</p> <table border="1"> <tr> <td>lower net exports</td> <td>[1]</td> </tr> </table>	lower net exports	[1]	
lower net exports	[1]		

Time span of the variable

1983	1984	1985	1986	1987	1988	1989	1990	1991	1992
1993	1994	1995	1996	1997	1998	1999	2000	2001	2002
2003	2004	2005	2006	2007	2008	2009	2010	2011	2012
2013	2014	2015	2016	2017	2018	2019	2020	2021	2022

Nr.	Name	Label	Survey period	Survey frequency
3.346)	sq_201701_14	free trade agreements: job creation	2017	Jan

Wording of the question

01/2017	Variable description		
<p>WES special question</p> <p>Public opinions on free trade agreements (FTAs) differ significantly. Massive opposition from the public, governments, and NGOs have cast doubt over the desirability and feasibility of FTAs. Recently, the election of Donald Trump as US president has made the ratification of the Transpacific Partnership Agreement unlikely and has led to EU leaders claim that the proposed Transatlantic Trade and Investment Partnership (TTIP) is dead.</p> <p>How do you assess the effects of free trade on your economy?</p> <p>The top 3 effects of free trade for my economy are:</p> <table border="1"> <tr> <td>job creation</td> <td>[1]</td> </tr> </table>	job creation	[1]	
job creation	[1]		

Time span of the variable

1983	1984	1985	1986	1987	1988	1989	1990	1991	1992

1993	1994	1995	1996	1997	1998	1999	2000	2001	2002
2003	2004	2005	2006	2007	2008	2009	2010	2011	2012
2013	2014	2015	2016	2017	2018	2019	2020	2021	2022

Nr.	Name	Label	Survey period	Survey frequency
3.347)	sq_201701_15	free trade agreements: decreasing total welfare	2017	Jan

Wording of the question

<p>01/2017</p> <p>WES special question Public opinions on free trade agreements (FTAs) differ significantly. Massive opposition from the public, governments, and NGOs have cast doubt over the desirability and feasibility of FTAs. Recently, the election of Donald Trump as US president has made the ratification of the Transpacific Partnership Agreement unlikely and has led to EU leaders claim that the proposed Transatlantic Trade and Investment Partnership (TTIP) is dead.</p> <p>How do you assess the effects of free trade on your economy?</p> <p>The top 3 effects of free trade for my economy are:</p> <table border="1" style="margin-left: 40px;"> <tr> <td style="padding: 5px;">decreasing total welfare</td> <td style="padding: 5px;">[1]</td> </tr> </table>	decreasing total welfare	[1]	Variable description
decreasing total welfare	[1]		

Time span of the variable

1983	1984	1985	1986	1987	1988	1989	1990	1991	1992
1993	1994	1995	1996	1997	1998	1999	2000	2001	2002
2003	2004	2005	2006	2007	2008	2009	2010	2011	2012
2013	2014	2015	2016	2017	2018	2019	2020	2021	2022

Nr.	Name	Label	Survey period	Survey frequency
3.348)	sq_201701_16	free trade agreements: lower consumer protection	2017	Jan

Wording of the question

<p>01/2017</p> <p>WES special question Public opinions on free trade agreements (FTAs) differ significantly. Massive opposition from the public, governments, and NGOs have cast doubt over the desirability and feasibility of FTAs. Recently, the election of Donald Trump as US president has made the ratification of the Transpacific Partnership Agreement unlikely and has led to EU leaders claim that the proposed Transatlantic Trade and Investment Partnership (TTIP) is dead.</p> <p>How do you assess the effects of free trade on your economy?</p> <p>The top 3 effects of free trade for my economy are:</p> <table border="1" style="margin-left: 40px;"> <tr> <td style="padding: 5px;">lower consumer protection and product safety standards</td> <td style="padding: 5px;">[1]</td> </tr> </table>	lower consumer protection and product safety standards	[1]	Variable description
lower consumer protection and product safety standards	[1]		

Time span of the variable

1983	1984	1985	1986	1987	1988	1989	1990	1991	1992
------	------	------	------	------	------	------	------	------	------

1993	1994	1995	1996	1997	1998	1999	2000	2001	2002
2003	2004	2005	2006	2007	2008	2009	2010	2011	2012
2013	2014	2015	2016	2017	2018	2019	2020	2021	2022

Nr.	Name	Label	Survey period	Survey frequency
3.349)	sq_201701_17	free trade agreements: other	2017	Jan

Wording of the question

01/2017	Variable description		
<p>WES special question</p> <p>Public opinions on free trade agreements (FTAs) differ significantly. Massive opposition from the public, governments, and NGOs have cast doubt over the desirability and feasibility of FTAs. Recently, the election of Donald Trump as US president has made the ratification of the Transpacific Partnership Agreement unlikely and has led to EU leaders claim that the proposed Transatlantic Trade and Investment Partnership (TTIP) is dead.</p> <p>How do you assess the effects of free trade on your economy?</p> <p>The top 3 effects of free trade for my economy are:</p> <table border="1"> <tr> <td>other</td> <td>[1]</td> </tr> </table>	other	[1]	
other	[1]		

Time span of the variable

1983	1984	1985	1986	1987	1988	1989	1990	1991	1992
1993	1994	1995	1996	1997	1998	1999	2000	2001	2002
2003	2004	2005	2006	2007	2008	2009	2010	2011	2012
2013	2014	2015	2016	2017	2018	2019	2020	2021	2022

Nr.	Name	Label	Survey period	Survey frequency
3.350)	sq_201704_1	populism: role in past 5 years	2017	Apr

Wording of the question

04/2017	Variable description										
<p>WES special question</p> <p>Has the role of populism changed in your country in the last 5 years?</p> <table border="1"> <tr> <td>decreased significantly [1]</td> <td>decreased moderately [2]</td> <td>unchanged [3]</td> <td>increased moderately [4]</td> <td>increased significantly [5]</td> </tr> <tr> <td></td> <td></td> <td></td> <td></td> <td></td> </tr> </table>	decreased significantly [1]	decreased moderately [2]	unchanged [3]	increased moderately [4]	increased significantly [5]						
decreased significantly [1]	decreased moderately [2]	unchanged [3]	increased moderately [4]	increased significantly [5]							

Time span of the variable

1983	1984	1985	1986	1987	1988	1989	1990	1991	1992
1993	1994	1995	1996	1997	1998	1999	2000	2001	2002

2003	2004	2005	2006	2007	2008	2009	2010	2011	2012
2013	2014	2015	2016	2017	2018	2019	2020	2021	2022

Nr.	Name	Label	Survey period	Survey frequency
3.351)	sq_201704_2	populism: influence on economic policy making	2017	Apr

Wording of the question

04/2017	Variable description				
<p>WES special question</p> <p>In your country, does populism in some way influence economic policy making?</p> <table border="1"> <tr> <td>not at all [1]</td> <td>slightly [2]</td> <td>moderately [3]</td> <td>strongly [4]</td> </tr> </table>	not at all [1]	slightly [2]	moderately [3]	strongly [4]	
not at all [1]	slightly [2]	moderately [3]	strongly [4]		

Time span of the variable

1983	1984	1985	1986	1987	1988	1989	1990	1991	1992
1993	1994	1995	1996	1997	1998	1999	2000	2001	2002
2003	2004	2005	2006	2007	2008	2009	2010	2011	2012
2013	2014	2015	2016	2017	2018	2019	2020	2021	2022

Nr.	Name	Label	Survey period	Survey frequency
3.352)	sq_201704_3	populism effects: increase in redistributive policies	2017	Apr

Wording of the question

04/2017	Variable description				
<p>WES special question</p> <p>The following statements relate to the potential effects of populism on economic policy making, please state if they are applicable to your country:</p> <table border="1"> <tr> <td>Increase in redistributive policies</td> <td>agree [1]</td> <td>disagree [2]</td> <td>don't know [3]</td> </tr> </table>	Increase in redistributive policies	agree [1]	disagree [2]	don't know [3]	
Increase in redistributive policies	agree [1]	disagree [2]	don't know [3]		

Time span of the variable

1983	1984	1985	1986	1987	1988	1989	1990	1991	1992
1993	1994	1995	1996	1997	1998	1999	2000	2001	2002
2003	2004	2005	2006	2007	2008	2009	2010	2011	2012
2013	2014	2015	2016	2017	2018	2019	2020	2021	2022

Nr.	Name	Label	Survey period	Survey frequency
-----	------	-------	---------------	------------------

Wording of the question

<p>04/2017</p> <p>WES special question</p> <p>The following statements relate to the potential effects of populism on economic policy making, please state if they are applicable to your country:</p> <table border="1" style="margin-left: auto; margin-right: auto; border-collapse: collapse;"> <tr> <td style="padding: 2px;">Restriction of trade</td> <td style="padding: 2px;">agree [1]</td> <td style="padding: 2px;">disagree [2]</td> <td style="padding: 2px;">don't know [3]</td> </tr> <tr> <td style="padding: 2px;"> </td> <td style="padding: 2px;"> </td> <td style="padding: 2px;"> </td> <td style="padding: 2px;"> </td> </tr> </table>	Restriction of trade	agree [1]	disagree [2]	don't know [3]					<p>Variable description</p>																																																																								
Restriction of trade	agree [1]	disagree [2]	don't know [3]																																																																														
<p>Time span of the variable</p> <table border="1" style="width: 100%; border-collapse: collapse; text-align: center;"> <tr><td>1983</td><td>1984</td><td>1985</td><td>1986</td><td>1987</td><td>1988</td><td>1989</td><td>1990</td><td>1991</td><td>1992</td></tr> <tr><td> </td><td> </td><td> </td><td> </td><td> </td><td> </td><td> </td><td> </td><td> </td><td> </td></tr> <tr><td>1993</td><td>1994</td><td>1995</td><td>1996</td><td>1997</td><td>1998</td><td>1999</td><td>2000</td><td>2001</td><td>2002</td></tr> <tr><td> </td><td> </td><td> </td><td> </td><td> </td><td> </td><td> </td><td> </td><td> </td><td> </td></tr> <tr><td>2003</td><td>2004</td><td>2005</td><td>2006</td><td>2007</td><td>2008</td><td>2009</td><td>2010</td><td>2011</td><td>2012</td></tr> <tr><td> </td><td> </td><td> </td><td> </td><td> </td><td> </td><td> </td><td> </td><td> </td><td> </td></tr> <tr><td>2013</td><td>2014</td><td>2015</td><td>2016</td><td>2017</td><td>2018</td><td>2019</td><td>2020</td><td>2021</td><td>2022</td></tr> <tr><td> </td><td> </td><td> </td><td> </td><td> </td><td> </td><td> </td><td> </td><td> </td><td> </td></tr> </table>		1983	1984	1985	1986	1987	1988	1989	1990	1991	1992											1993	1994	1995	1996	1997	1998	1999	2000	2001	2002											2003	2004	2005	2006	2007	2008	2009	2010	2011	2012											2013	2014	2015	2016	2017	2018	2019	2020	2021	2022										
1983	1984	1985	1986	1987	1988	1989	1990	1991	1992																																																																								
1993	1994	1995	1996	1997	1998	1999	2000	2001	2002																																																																								
2003	2004	2005	2006	2007	2008	2009	2010	2011	2012																																																																								
2013	2014	2015	2016	2017	2018	2019	2020	2021	2022																																																																								

Nr.	Name	Label	Survey period	Survey frequency
-----	------	-------	---------------	------------------

Wording of the question

<p>04/2017</p> <p>WES special question</p> <p>The following statements relate to the potential effects of populism on economic policy making, please state if they are applicable to your country:</p> <table border="1" style="margin-left: auto; margin-right: auto; border-collapse: collapse;"> <tr> <td style="padding: 2px;">Increase in short term spending</td> <td style="padding: 2px;">agree [1]</td> <td style="padding: 2px;">disagree [2]</td> <td style="padding: 2px;">don't know [3]</td> </tr> <tr> <td style="padding: 2px;"> </td> <td style="padding: 2px;"> </td> <td style="padding: 2px;"> </td> <td style="padding: 2px;"> </td> </tr> </table>	Increase in short term spending	agree [1]	disagree [2]	don't know [3]					<p>Variable description</p>																																																																								
Increase in short term spending	agree [1]	disagree [2]	don't know [3]																																																																														
<p>Time span of the variable</p> <table border="1" style="width: 100%; border-collapse: collapse; text-align: center;"> <tr><td>1983</td><td>1984</td><td>1985</td><td>1986</td><td>1987</td><td>1988</td><td>1989</td><td>1990</td><td>1991</td><td>1992</td></tr> <tr><td> </td><td> </td><td> </td><td> </td><td> </td><td> </td><td> </td><td> </td><td> </td><td> </td></tr> <tr><td>1993</td><td>1994</td><td>1995</td><td>1996</td><td>1997</td><td>1998</td><td>1999</td><td>2000</td><td>2001</td><td>2002</td></tr> <tr><td> </td><td> </td><td> </td><td> </td><td> </td><td> </td><td> </td><td> </td><td> </td><td> </td></tr> <tr><td>2003</td><td>2004</td><td>2005</td><td>2006</td><td>2007</td><td>2008</td><td>2009</td><td>2010</td><td>2011</td><td>2012</td></tr> <tr><td> </td><td> </td><td> </td><td> </td><td> </td><td> </td><td> </td><td> </td><td> </td><td> </td></tr> <tr><td>2013</td><td>2014</td><td>2015</td><td>2016</td><td>2017</td><td>2018</td><td>2019</td><td>2020</td><td>2021</td><td>2022</td></tr> <tr><td> </td><td> </td><td> </td><td> </td><td> </td><td> </td><td> </td><td> </td><td> </td><td> </td></tr> </table>		1983	1984	1985	1986	1987	1988	1989	1990	1991	1992											1993	1994	1995	1996	1997	1998	1999	2000	2001	2002											2003	2004	2005	2006	2007	2008	2009	2010	2011	2012											2013	2014	2015	2016	2017	2018	2019	2020	2021	2022										
1983	1984	1985	1986	1987	1988	1989	1990	1991	1992																																																																								
1993	1994	1995	1996	1997	1998	1999	2000	2001	2002																																																																								
2003	2004	2005	2006	2007	2008	2009	2010	2011	2012																																																																								
2013	2014	2015	2016	2017	2018	2019	2020	2021	2022																																																																								

Nr.	Name	Label	Survey period	Survey frequency
-----	------	-------	---------------	------------------

Wording of the question

<p>04/2017</p> <p>WES special question</p> <p>The following statements relate to the potential effects of populism on economic policy making, please state if they are applicable to your country:</p>	<p>Variable description</p>
--	-----------------------------

Tax cuts	agree [1]	disagree [2]	don't know [3]

Time span of the variable

1983	1984	1985	1986	1987	1988	1989	1990	1991	1992
1993	1994	1995	1996	1997	1998	1999	2000	2001	2002
2003	2004	2005	2006	2007	2008	2009	2010	2011	2012
2013	2014	2015	2016	2017	2018	2019	2020	2021	2022

Nr.	Name	Label	Survey period	Survey frequency
3.356)	sq_201704_7	populism effects: more limits on migration	2017	Apr

Wording of the question

04/2017	Variable description								
<p>WES special question</p> <p>The following statements relate to the potential effects of populism on economic policy making, please state if they are applicable to your country:</p> <table border="1"> <tr> <td>More limits on migration</td> <td>agree [1]</td> <td>disagree [2]</td> <td>don't know [3]</td> </tr> <tr> <td></td> <td></td> <td></td> <td></td> </tr> </table>	More limits on migration	agree [1]	disagree [2]	don't know [3]					
More limits on migration	agree [1]	disagree [2]	don't know [3]						

Time span of the variable

1983	1984	1985	1986	1987	1988	1989	1990	1991	1992
1993	1994	1995	1996	1997	1998	1999	2000	2001	2002
2003	2004	2005	2006	2007	2008	2009	2010	2011	2012
2013	2014	2015	2016	2017	2018	2019	2020	2021	2022

Nr.	Name	Label	Survey period	Survey frequency
3.357)	sq_201704_8	populism effects: restructuring of the economy	2017	Apr

Wording of the question

04/2017	Variable description								
<p>WES special question</p> <p>The following statements relate to the potential effects of populism on economic policy making, please state if they are applicable to your country:</p> <table border="1"> <tr> <td>Restructuring of the economy</td> <td>agree [1]</td> <td>disagree [2]</td> <td>don't know [3]</td> </tr> <tr> <td></td> <td></td> <td></td> <td></td> </tr> </table>	Restructuring of the economy	agree [1]	disagree [2]	don't know [3]					
Restructuring of the economy	agree [1]	disagree [2]	don't know [3]						

Time span of the variable

1983	1984	1985	1986	1987	1988	1989	1990	1991	1992
------	------	------	------	------	------	------	------	------	------

1993	1994	1995	1996	1997	1998	1999	2000	2001	2002
2003	2004	2005	2006	2007	2008	2009	2010	2011	2012
2013	2014	2015	2016	2017	2018	2019	2020	2021	2022

Nr.	Name	Label	Survey period	Survey frequency
3.358)	sq_201707_1	inequality: change last 5 years	2017	Jul

Wording of the question

07/2017	Variable description										
<p>WES special question</p> <p>How did economic inequality in your country change in the last 5 years?</p> <table border="1"> <tr> <td>Significantly Decreased [1]</td> <td>Decreased [2]</td> <td>Stayed the same [3]</td> <td>Increased [4]</td> <td>Significantly increased [5]</td> </tr> <tr> <td></td> <td></td> <td></td> <td></td> <td></td> </tr> </table>	Significantly Decreased [1]	Decreased [2]	Stayed the same [3]	Increased [4]	Significantly increased [5]						
Significantly Decreased [1]	Decreased [2]	Stayed the same [3]	Increased [4]	Significantly increased [5]							

Time span of the variable

1983	1984	1985	1986	1987	1988	1989	1990	1991	1992
1993	1994	1995	1996	1997	1998	1999	2000	2001	2002
2003	2004	2005	2006	2007	2008	2009	2010	2011	2012
2013	2014	2015	2016	2017	2018	2019	2020	2021	2022

Nr.	Name	Label	Survey period	Survey frequency
3.359)	sq_201707_2	inequality: income inequality hinders economic growth	2017	Jul

Wording of the question

07/2017	Variable description										
<p>WES special question</p> <p>To what extent does economic inequality hinder economic growth in your country?</p> <table border="1"> <tr> <td>Income inequality</td> <td>Not at all [1]</td> <td>slightly [2]</td> <td>moderately [3]</td> <td>extremely [4]</td> </tr> <tr> <td></td> <td></td> <td></td> <td></td> <td></td> </tr> </table>	Income inequality	Not at all [1]	slightly [2]	moderately [3]	extremely [4]						
Income inequality	Not at all [1]	slightly [2]	moderately [3]	extremely [4]							

Time span of the variable

1983	1984	1985	1986	1987	1988	1989	1990	1991	1992
1993	1994	1995	1996	1997	1998	1999	2000	2001	2002
2003	2004	2005	2006	2007	2008	2009	2010	2011	2012
2013	2014	2015	2016	2017	2018	2019	2020	2021	2022

--	--	--	--	--	--

Nr.	Name	Label	Survey period	Survey frequency
3.360)	sq_201707_3	inequality: wealth inequality hinders economic growth	2017	Jul

Wording of the question

07/2017	Variable description					
<p>WES special question</p> <p>To what extent does economic inequality hinder economic growth in your country?</p> <table border="1" style="margin-left: auto; margin-right: auto;"> <tr> <td>Wealth inequality</td> <td>Not at all [1]</td> <td>slightly [2]</td> <td>moderately [3]</td> <td>extremely [4]</td> </tr> </table>		Wealth inequality	Not at all [1]	slightly [2]	moderately [3]	extremely [4]
Wealth inequality	Not at all [1]	slightly [2]	moderately [3]	extremely [4]		

Time span of the variable

1983	1984	1985	1986	1987	1988	1989	1990	1991	1992
1993	1994	1995	1996	1997	1998	1999	2000	2001	2002
2003	2004	2005	2006	2007	2008	2009	2010	2011	2012
2013	2014	2015	2016	2017	2018	2019	2020	2021	2022

Nr.	Name	Label	Survey period	Survey frequency
3.361)	sq_201707_4	inequality: income distribution type	2017	Jul

Wording of the question

07/2017	Variable description															
<p>WES special question</p> <p>These five diagrams show market income (before taxes and transfers) distributions of different types of societies. Please read the descriptions and look at the diagrams and decide which you think best describes your country.</p> <table border="1" style="margin-left: auto; margin-right: auto;"> <tr> <td>Type 1 [1]</td> <td>Type 2 [2]</td> <td>Type 3 [3]</td> <td>Type 4 [4]</td> <td>Type 5 [5]</td> </tr> <tr> <td></td> <td></td> <td></td> <td></td> <td></td> </tr> <tr> <td>A small elite at the top, very few people in the middle and the great mass of people at the bottom.</td> <td>A society like a pyramid with a small elite at the top, more people in the middle, and most at the bottom.</td> <td>A pyramid except that just a few people are at the bottom.</td> <td>A society with most people in the middle.</td> <td>Many people near the top, and only few near the bottom.</td> </tr> </table>		Type 1 [1]	Type 2 [2]	Type 3 [3]	Type 4 [4]	Type 5 [5]						A small elite at the top, very few people in the middle and the great mass of people at the bottom.	A society like a pyramid with a small elite at the top, more people in the middle, and most at the bottom.	A pyramid except that just a few people are at the bottom.	A society with most people in the middle.	Many people near the top, and only few near the bottom.
Type 1 [1]	Type 2 [2]	Type 3 [3]	Type 4 [4]	Type 5 [5]												
A small elite at the top, very few people in the middle and the great mass of people at the bottom.	A society like a pyramid with a small elite at the top, more people in the middle, and most at the bottom.	A pyramid except that just a few people are at the bottom.	A society with most people in the middle.	Many people near the top, and only few near the bottom.												

Time span of the variable

1983	1984	1985	1986	1987	1988	1989	1990	1991	1992

1993	1994	1995	1996	1997	1998	1999	2000	2001	2002
2003	2004	2005	2006	2007	2008	2009	2010	2011	2012
2013	2014	2015	2016	2017	2018	2019	2020	2021	2022

Nr.	Name	Label	Survey period	Survey frequency
3.362)	sq_201707_5	inequality instruments: tax system	2017	Jul

Wording of the question

07/2017	Variable description		
<p>WES special question</p> <p>In your opinion, what instruments should your government use to address economic inequality?</p> <table border="1"> <tr> <td>Tax system</td> <td>Yes [1]</td> </tr> </table>	Tax system	Yes [1]	
Tax system	Yes [1]		

Time span of the variable

1983	1984	1985	1986	1987	1988	1989	1990	1991	1992
1993	1994	1995	1996	1997	1998	1999	2000	2001	2002
2003	2004	2005	2006	2007	2008	2009	2010	2011	2012
2013	2014	2015	2016	2017	2018	2019	2020	2021	2022

Nr.	Name	Label	Survey period	Survey frequency
3.363)	sq_201707_6	inequality instruments: labour market regulations	2017	Jul

Wording of the question

07/2017	Variable description		
<p>WES special question</p> <p>In your opinion, what instruments should your government use to address economic inequality?</p> <table border="1"> <tr> <td>Labour market regulations</td> <td>Yes [1]</td> </tr> </table>	Labour market regulations	Yes [1]	
Labour market regulations	Yes [1]		

Time span of the variable

1983	1984	1985	1986	1987	1988	1989	1990	1991	1992
1993	1994	1995	1996	1997	1998	1999	2000	2001	2002
2003	2004	2005	2006	2007	2008	2009	2010	2011	2012
2013	2014	2015	2016	2017	2018	2019	2020	2021	2022

Nr.	Name	Label	Survey period	Survey frequency
3.364)	sq_201707_7	inequality instruments: education system	2017	Jul

Wording of the question

07/2017	Variable description		
<p>WES special question</p> <p>In your opinion, what instruments should your government use to address economic inequality?</p> <table border="1"> <tr> <td>Improving the education system</td> <td>Yes [1]</td> </tr> </table>	Improving the education system	Yes [1]	
Improving the education system	Yes [1]		

Time span of the variable

1983	1984	1985	1986	1987	1988	1989	1990	1991	1992
1993	1994	1995	1996	1997	1998	1999	2000	2001	2002
2003	2004	2005	2006	2007	2008	2009	2010	2011	2012
2013	2014	2015	2016	2017	2018	2019	2020	2021	2022

Nr.	Name	Label	Survey period	Survey frequency
3.365)	sq_201707_8	inequality instruments: basic income	2017	Jul

Wording of the question

07/2017	Variable description		
<p>WES special question</p> <p>In your opinion, what instruments should your government use to address economic inequality?</p> <table border="1"> <tr> <td>Introduction of a basic income</td> <td>Yes [1]</td> </tr> </table>	Introduction of a basic income	Yes [1]	
Introduction of a basic income	Yes [1]		

Time span of the variable

1983	1984	1985	1986	1987	1988	1989	1990	1991	1992
1993	1994	1995	1996	1997	1998	1999	2000	2001	2002
2003	2004	2005	2006	2007	2008	2009	2010	2011	2012
2013	2014	2015	2016	2017	2018	2019	2020	2021	2022

Nr.	Name	Label	Survey period	Survey frequency
3.366)	sq_201707_9	inequality instruments: minimum wage	2017	Jul

Wording of the question

07/2017	Variable description
---------	----------------------

WES special question

In your opinion, what instruments should your government use to address economic inequality?

Increase of the minimum wage	Yes [1]

Time span of the variable

1983	1984	1985	1986	1987	1988	1989	1990	1991	1992
1993	1994	1995	1996	1997	1998	1999	2000	2001	2002
2003	2004	2005	2006	2007	2008	2009	2010	2011	2012
2013	2014	2015	2016	2017	2018	2019	2020	2021	2022

Nr.	Name	Label	Survey period	Survey frequency
-----	------	-------	---------------	------------------

3.367)	sq_201707_10	inequality instruments: strengthening unions	2017	Jul
--------	--------------	--	------	-----

Wording of the question

07/2017	Variable description				
<p>WES special question</p> <p>In your opinion, what instruments should your government use to address economic inequality?</p> <table border="1"> <tr> <td>Strengthening unions</td> <td>Yes [1]</td> </tr> <tr> <td></td> <td></td> </tr> </table>	Strengthening unions	Yes [1]			
Strengthening unions	Yes [1]				

Time span of the variable

1983	1984	1985	1986	1987	1988	1989	1990	1991	1992
1993	1994	1995	1996	1997	1998	1999	2000	2001	2002
2003	2004	2005	2006	2007	2008	2009	2010	2011	2012
2013	2014	2015	2016	2017	2018	2019	2020	2021	2022

Nr.	Name	Label	Survey period	Survey frequency
-----	------	-------	---------------	------------------

3.368)	sq_201707_11	inequality instruments: none, no issue	2017	Jul
--------	--------------	--	------	-----

Wording of the question

07/2017	Variable description				
<p>WES special question</p> <p>In your opinion, what instruments should your government use to address economic inequality?</p> <table border="1"> <tr> <td>None, this issue does not apply to my country</td> <td>Yes [1]</td> </tr> <tr> <td></td> <td></td> </tr> </table>	None, this issue does not apply to my country	Yes [1]			
None, this issue does not apply to my country	Yes [1]				

Time span of the variable									
1983	1984	1985	1986	1987	1988	1989	1990	1991	1992
1993	1994	1995	1996	1997	1998	1999	2000	2001	2002
2003	2004	2005	2006	2007	2008	2009	2010	2011	2012
2013	2014	2015	2016	2017	2018	2019	2020	2021	2022

Nr.	Name	Label	Survey period	Survey frequency
3.369)	sq_201710_1a	Impact Trump Administration US economy	2017	Oct

Wording of the question

10/2017	Variable description							
<p>WES special question</p> <p>Economic impacts of the Trump Administration</p> <p>The economic impact of the Trump Administration in general has been for:</p> <table border="1"> <tr> <td>the US</td><td>Highly negative [1]</td><td>Negative [2]</td><td>No impact [3]</td><td>Positive [4]</td><td>Highly positive [5]</td><td>Don't know [6]</td></tr> </table>	the US	Highly negative [1]	Negative [2]	No impact [3]	Positive [4]	Highly positive [5]	Don't know [6]	
the US	Highly negative [1]	Negative [2]	No impact [3]	Positive [4]	Highly positive [5]	Don't know [6]		

Time span of the variable

1983	1984	1985	1986	1987	1988	1989	1990	1991	1992
1993	1994	1995	1996	1997	1998	1999	2000	2001	2002
2003	2004	2005	2006	2007	2008	2009	2010	2011	2012
2013	2014	2015	2016	2017	2018	2019	2020	2021	2022

Nr.	Name	Label	Survey period	Survey frequency
3.370)	sq_201710_1b	Impact Trump Administration Country Economy	2017	Oct

Wording of the question

10/2017	Variable description							
<p>WES special question</p> <p>Economic impacts of the Trump Administration</p> <p>The economic impact of the Trump Administration in general has been for:</p> <table border="1"> <tr> <td>my country*</td><td>Highly negative [1]</td><td>Negative [2]</td><td>No impact [3]</td><td>Positive [4]</td><td>Highly positive [5]</td><td>Don't know [6]</td></tr> </table> <p>*please do not fill in for the US</p>	my country*	Highly negative [1]	Negative [2]	No impact [3]	Positive [4]	Highly positive [5]	Don't know [6]	
my country*	Highly negative [1]	Negative [2]	No impact [3]	Positive [4]	Highly positive [5]	Don't know [6]		

Time span of the variable

1983	1984	1985	1986	1987	1988	1989	1990	1991	1992
1993	1994	1995	1996	1997	1998	1999	2000	2001	2002

2003	2004	2005	2006	2007	2008	2009	2010	2011	2012
2013	2014	2015	2016	2017	2018	2019	2020	2021	2022

Nr.	Name	Label	Survey period	Survey frequency
3.371)	sq_201710_1c	Impact Trump Administration World Economy	2017	Oct

Wording of the question

<p>10/2017</p> <p>WES special question</p> <p>Economic impacts of the Trump Administration</p> <p>The economic impact of the Trump Administration in general has been for:</p> <table border="1" style="margin-left: 40px;"> <tr> <td>thw world</td> <td>Highly negative [1]</td> <td>Negative [2]</td> <td>No impact [3]</td> <td>Positive [4]</td> <td>Highly positive [5]</td> <td>Don't know [6]</td> </tr> </table>	thw world	Highly negative [1]	Negative [2]	No impact [3]	Positive [4]	Highly positive [5]	Don't know [6]	<p>Variable description</p>
thw world	Highly negative [1]	Negative [2]	No impact [3]	Positive [4]	Highly positive [5]	Don't know [6]		

Time span of the variable

1983	1984	1985	1986	1987	1988	1989	1990	1991	1992
1993	1994	1995	1996	1997	1998	1999	2000	2001	2002
2003	2004	2005	2006	2007	2008	2009	2010	2011	2012
2013	2014	2015	2016	2017	2018	2019	2020	2021	2022

Nr.	Name	Label	Survey period	Survey frequency
3.372)	sq_201710_2a	VAS Social Justice	2017	Oct

Wording of the question

<p>10/2017</p> <p>WES special question</p> <p>Economic impacts of the Trump Administration</p> <p>Please indicate if the influence of the Trump administration on the following US domestic policy outcomes has been in line with your expectations:</p> <p>- Social Justice</p> <p style="text-align: center;"> worse than expected as expected better than expected -100 ----- 0 ----- 100 </p>	<p>Variable description</p>
---	-----------------------------

Time span of the variable

1983	1984	1985	1986	1987	1988	1989	1990	1991	1992
1993	1994	1995	1996	1997	1998	1999	2000	2001	2002
2003	2004	2005	2006	2007	2008	2009	2010	2011	2012
2013	2014	2015	2016	2017	2018	2019	2020	2021	2022

--	--	--	--	--	--

Nr.	Name	Label	Survey period	Survey frequency
-----	------	-------	---------------	------------------

3.373)	sq_201710_2b	click_Trump_Social_Justice	2017	Oct
--------	--------------	----------------------------	------	-----

Wording of the question

<p>10/2017</p> <p>WES special question</p> <p>Economic impacts of the Trump Administration</p> <p>Please indicate if the influence of the Trump administration on the following US domestic policy outcomes has been in line with your expectations:</p> <p>- Social Justice</p> <p>worse than expected as expected better than expected</p> <p>-100 0 100</p>	<p>Variable description</p> <p>Clicks used until final assessment of expected general situation</p> <p>Number of clicks for question sq_201710_2a</p>
---	---

Time span of the variable

1983	1984	1985	1986	1987	1988	1989	1990	1991	1992
1993	1994	1995	1996	1997	1998	1999	2000	2001	2002
2003	2004	2005	2006	2007	2008	2009	2010	2011	2012
2013	2014	2015	2016	2017	2018	2019	2020	2021	2022

Nr.	Name	Label	Survey period	Survey frequency
-----	------	-------	---------------	------------------

3.374)	sq_201710_2c	Expectation Social Justice	2017	Oct
--------	--------------	----------------------------	------	-----

Wording of the question

<p>10/2017</p> <p>WES special question</p> <p>Economic impacts of the Trump Administration</p> <p>Please indicate if the influence of the Trump administration on the following US domestic policy outcomes has been in line with your expectations:</p> <table border="1" style="margin-left: auto; margin-right: auto;"> <tr> <td>Social Justice</td> <td>worse then expected [1]</td> <td>as expected [2]</td> <td>better than expected [3]</td> <td>don't know [4]</td> </tr> <tr> <td></td> <td></td> <td></td> <td></td> <td></td> </tr> </table>	Social Justice	worse then expected [1]	as expected [2]	better than expected [3]	don't know [4]						<p>Variable description</p>
Social Justice	worse then expected [1]	as expected [2]	better than expected [3]	don't know [4]							

Time span of the variable

1983	1984	1985	1986	1987	1988	1989	1990	1991	1992
1993	1994	1995	1996	1997	1998	1999	2000	2001	2002
2003	2004	2005	2006	2007	2008	2009	2010	2011	2012
2013	2014	2015	2016	2017	2018	2019	2020	2021	2022

Nr.	Name	Label	Survey period	Survey frequency
-----	------	-------	---------------	------------------

3.375)	sq_201710_3a	VAS Health Care	2017	Oct
--------	--------------	-----------------	------	-----

Wording of the question

<p>10/2017</p> <p>WES special question</p> <p>Economic impacts of the Trump Administration</p> <p>Please indicate if the influence of the Trump administration on the following US domestic policy outcomes has been in line with your expectations:</p> <p>- Improve health care system</p> <p>worse than expected as expected better than expected</p> <p>-100 100</p> <p style="text-align: center;">0</p>	Variable description
--	----------------------

Time span of the variable

1983	1984	1985	1986	1987	1988	1989	1990	1991	1992
1993	1994	1995	1996	1997	1998	1999	2000	2001	2002
2003	2004	2005	2006	2007	2008	2009	2010	2011	2012
2013	2014	2015	2016	2017	2018	2019	2020	2021	2022

Nr.	Name	Label	Survey period	Survey frequency
3.376)	sq_201710_3b	click_Trump_Health_Care	2017	Oct

Wording of the question

<p>10/2017</p> <p>WES special question</p> <p>Economic impacts of the Trump Administration</p> <p>Please indicate if the influence of the Trump administration on the following US domestic policy outcomes has been in line with your expectations:</p> <p>- Improve health care system</p> <p>worse than expected as expected better than expected</p> <p>-100 100</p> <p style="text-align: center;">0</p>	<p>Variable description</p> <p>Clicks used until final assessment of expected general situation</p> <p>Number of clicks for question sq_201710_3a</p>
--	---

Time span of the variable

1983	1984	1985	1986	1987	1988	1989	1990	1991	1992
1993	1994	1995	1996	1997	1998	1999	2000	2001	2002
2003	2004	2005	2006	2007	2008	2009	2010	2011	2012
2013	2014	2015	2016	2017	2018	2019	2020	2021	2022

Nr.	Name	Label	Survey period	Survey frequency
3.377)	sq_201710_3c	Expectation Health Care	2017	Oct

Wording of the question

<p>10/2017</p> <p>WES special question</p> <p>Economic impacts of the Trump Administration</p>	Variable description
---	----------------------

Please indicate if **the influence** of the Trump administration on the following US **domestic policy outcomes** has been in line with your expectations:

Improve health care system	worse than expected [1]	as expected [2]	better than expected [3]	don't know [4]

Time span of the variable

1983	1984	1985	1986	1987	1988	1989	1990	1991	1992
1993	1994	1995	1996	1997	1998	1999	2000	2001	2002
2003	2004	2005	2006	2007	2008	2009	2010	2011	2012
2013	2014	2015	2016	2017	2018	2019	2020	2021	2022

Nr.	Name	Label	Survey period	Survey frequency
3.378)	sq_201710_4a	VAS Employment	2017	Oct

Wording of the question

10/2017	Variable description
<p>WES special question</p> <p>Economic impacts of the Trump Administration</p> <p>Please indicate if the influence of the Trump administration on the following US domestic policy outcomes has been in line with your expectations:</p> <p>- Employment</p> <p>worse than expected as expected better than expected</p> <p>-100 0 100</p>	

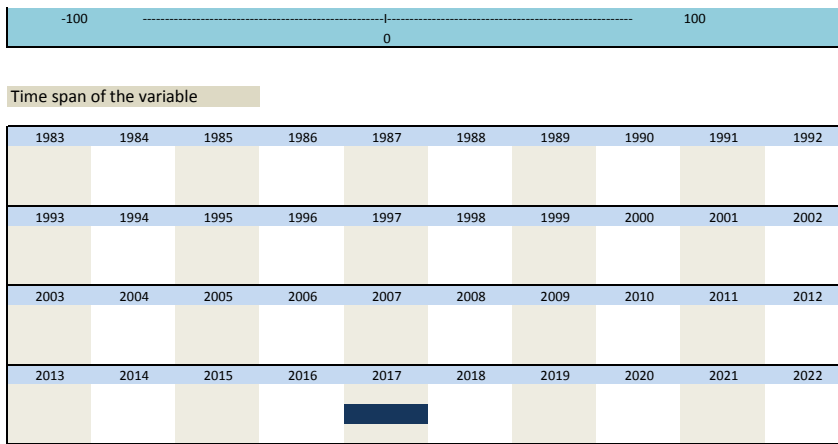
Time span of the variable

1983	1984	1985	1986	1987	1988	1989	1990	1991	1992
1993	1994	1995	1996	1997	1998	1999	2000	2001	2002
2003	2004	2005	2006	2007	2008	2009	2010	2011	2012
2013	2014	2015	2016	2017	2018	2019	2020	2021	2022

Nr.	Name	Label	Survey period	Survey frequency
3.379)	sq_201710_4b	click_Trump_Employment	2017	Oct

Wording of the question

10/2017	Variable description
<p>WES special question</p> <p>Economic impacts of the Trump Administration</p> <p>Please indicate if the influence of the Trump administration on the following US domestic policy outcomes has been in line with your expectations:</p> <p>- Employment</p> <p>worse than expected as expected better than expected</p>	<p>Clicks used until final assessment of expected general situation</p> <p>Number of clicks for question sq_201710_4a</p>

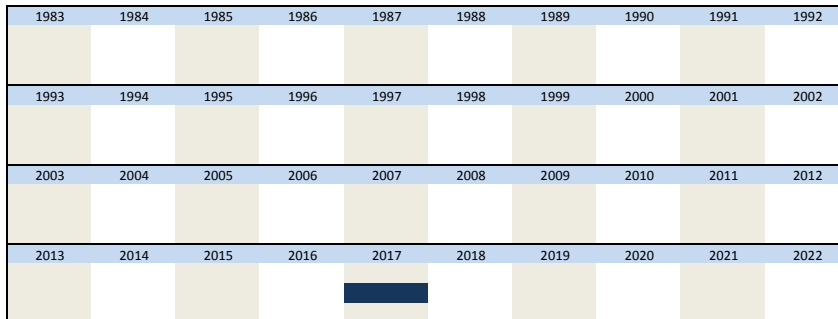


Nr.	Name	Label	Survey period	Survey frequency
3.380)	sq_201710_4c	Expectation Employment	2017	Oct

Wording of the question

<p>10/2017</p> <p>WES special question</p> <p>Economic impacts of the Trump Administration</p> <p>Please indicate if the influence of the Trump administration on the following US domestic policy outcomes has been in line with your expectations:</p> <table border="1" style="margin-left: 40px;"> <tr> <td style="width: 20%;">Employment</td> <td style="width: 15%;">worse than expected [1]</td> <td style="width: 15%;">as expected [2]</td> <td style="width: 15%;">better than expected [3]</td> <td style="width: 15%;">don't know [4]</td> </tr> <tr> <td></td> <td></td> <td></td> <td></td> <td></td> </tr> </table>	Employment	worse than expected [1]	as expected [2]	better than expected [3]	don't know [4]						<p>Variable description</p>
Employment	worse than expected [1]	as expected [2]	better than expected [3]	don't know [4]							

Time span of the variable




Nr.	Name	Label	Survey period	Survey frequency
3.381)	sq_201710_5a	VAS Business Climate	2017	Oct

Wording of the question

<p>10/2017</p> <p>WES special question</p> <p>Economic impacts of the Trump Administration</p> <p>Please indicate if the influence of the Trump administration on the following US domestic policy outcomes has been in line with your expectations:</p> <p>- Favourable business climate</p> <p>worse than expected as expected better than expected</p>	<p>Variable description</p>
--	-----------------------------

Time span of the variable



2013	2014	2015	2016	2017	2018	2019	2020	2021	2022
------	------	------	------	------	------	------	------	------	------

Nr.	Name	Label	Survey period	Survey frequency
-----	------	-------	---------------	------------------

3.384)	sq_201710_6a	VAS Trade Deals	2017	Oct
--------	--------------	-----------------	------	-----

Wording of the question

10/2017	<p>WES special question</p> <p>Economic impacts of the Trump Administration</p> <p>Please indicate if the influence of the Trump administration on the following US domestic policy outcomes has been in line with your expectations:</p> <p>- Beneficial trade deals for US</p> <p>worse than expected as expected better than expected</p> <p>-100 100</p> <p style="text-align: center;">0</p>	Variable description
---------	--	----------------------

Time span of the variable

1983	1984	1985	1986	1987	1988	1989	1990	1991	1992
1993	1994	1995	1996	1997	1998	1999	2000	2001	2002
2003	2004	2005	2006	2007	2008	2009	2010	2011	2012
2013	2014	2015	2016	2017	2018	2019	2020	2021	2022

Nr.	Name	Label	Survey period	Survey frequency
-----	------	-------	---------------	------------------

3.385)	sq_201710_6b	click_Trump_Trade_Deals	2017	Oct
--------	--------------	-------------------------	------	-----

Wording of the question

10/2017	<p>WES special question</p> <p>Economic impacts of the Trump Administration</p> <p>Please indicate if the influence of the Trump administration on the following US domestic policy outcomes has been in line with your expectations:</p> <p>- Beneficial trade deals for US</p> <p>worse than expected as expected better than expected</p> <p>-100 100</p> <p style="text-align: center;">0</p>	<p>Variable description</p> <p>Clicks used until final assessment of expected general situation</p> <p>Number of clicks for question sq_201710_6a</p>
---------	--	---

Time span of the variable

1983	1984	1985	1986	1987	1988	1989	1990	1991	1992
1993	1994	1995	1996	1997	1998	1999	2000	2001	2002
2003	2004	2005	2006	2007	2008	2009	2010	2011	2012
2013	2014	2015	2016	2017	2018	2019	2020	2021	2022

Nr.	Name	Label	Survey period	Survey frequency
3.386)	sq_201710_6c	Expectation Trade Deals	2017	Oct

Wording of the question

<p>10/2017</p> <p>WES special question</p> <p>Economic impacts of the Trump Administration</p> <p>Please indicate if the influence of the Trump administration on the following US domestic policy outcomes has been in line with your expectations:</p> <table border="1" style="margin-left: 20px;"> <tr> <td style="width: 20%;">Beneficial trade deals for US</td> <td style="width: 15%;">worse than expected [1]</td> <td style="width: 15%;">as expected [2]</td> <td style="width: 15%;">better than expected [3]</td> <td style="width: 15%;">don't know [4]</td> </tr> <tr> <td></td> <td></td> <td></td> <td></td> <td></td> </tr> </table>	Beneficial trade deals for US	worse than expected [1]	as expected [2]	better than expected [3]	don't know [4]						<p>Variable description</p>																																																																						
Beneficial trade deals for US	worse than expected [1]	as expected [2]	better than expected [3]	don't know [4]																																																																													
<p>Time span of the variable</p> <table border="1" style="width: 100%; text-align: center;"> <tr> <td>1983</td><td>1984</td><td>1985</td><td>1986</td><td>1987</td><td>1988</td><td>1989</td><td>1990</td><td>1991</td><td>1992</td> </tr> <tr> <td style="background-color: #e0e0e0;"></td><td style="background-color: #e0e0e0;"></td><td style="background-color: #e0e0e0;"></td><td style="background-color: #e0e0e0;"></td><td style="background-color: #e0e0e0;"></td><td style="background-color: #e0e0e0;"></td><td style="background-color: #e0e0e0;"></td><td style="background-color: #e0e0e0;"></td><td style="background-color: #e0e0e0;"></td><td style="background-color: #e0e0e0;"></td> </tr> <tr> <td>1993</td><td>1994</td><td>1995</td><td>1996</td><td>1997</td><td>1998</td><td>1999</td><td>2000</td><td>2001</td><td>2002</td> </tr> <tr> <td style="background-color: #e0e0e0;"></td><td style="background-color: #e0e0e0;"></td><td style="background-color: #e0e0e0;"></td><td style="background-color: #e0e0e0;"></td><td style="background-color: #e0e0e0;"></td><td style="background-color: #e0e0e0;"></td><td style="background-color: #e0e0e0;"></td><td style="background-color: #e0e0e0;"></td><td style="background-color: #e0e0e0;"></td><td style="background-color: #e0e0e0;"></td> </tr> <tr> <td>2003</td><td>2004</td><td>2005</td><td>2006</td><td>2007</td><td>2008</td><td>2009</td><td>2010</td><td>2011</td><td>2012</td> </tr> <tr> <td style="background-color: #e0e0e0;"></td><td style="background-color: #e0e0e0;"></td><td style="background-color: #e0e0e0;"></td><td style="background-color: #e0e0e0;"></td><td style="background-color: #e0e0e0;"></td><td style="background-color: #e0e0e0;"></td><td style="background-color: #e0e0e0;"></td><td style="background-color: #e0e0e0;"></td><td style="background-color: #e0e0e0;"></td><td style="background-color: #e0e0e0;"></td> </tr> <tr> <td>2013</td><td>2014</td><td>2015</td><td>2016</td><td>2017</td><td>2018</td><td>2019</td><td>2020</td><td>2021</td><td>2022</td> </tr> <tr> <td style="background-color: #e0e0e0;"></td><td style="background-color: #e0e0e0;"></td><td style="background-color: #e0e0e0;"></td><td style="background-color: #e0e0e0;"></td><td style="background-color: #003366;"></td><td style="background-color: #e0e0e0;"></td><td style="background-color: #e0e0e0;"></td><td style="background-color: #e0e0e0;"></td><td style="background-color: #e0e0e0;"></td><td style="background-color: #e0e0e0;"></td> </tr> </table>		1983	1984	1985	1986	1987	1988	1989	1990	1991	1992											1993	1994	1995	1996	1997	1998	1999	2000	2001	2002											2003	2004	2005	2006	2007	2008	2009	2010	2011	2012											2013	2014	2015	2016	2017	2018	2019	2020	2021	2022										
1983	1984	1985	1986	1987	1988	1989	1990	1991	1992																																																																								
1993	1994	1995	1996	1997	1998	1999	2000	2001	2002																																																																								
2003	2004	2005	2006	2007	2008	2009	2010	2011	2012																																																																								
2013	2014	2015	2016	2017	2018	2019	2020	2021	2022																																																																								

Nr.	Name	Label	Survey period	Survey frequency
3.387)	sq_201710_7a	VAS Environment	2017	Oct

Wording of the question

<p>10/2017</p> <p>WES special question</p> <p>Economic impacts of the Trump Administration</p> <p>Please indicate if the influence of the Trump administration on the following US domestic policy outcomes has been in line with your expectations:</p> <p>- Environmental protection</p> <p style="text-align: center;">worse than expected as expected better than expected</p> <p style="text-align: center;">-100 100</p> <p style="text-align: center;">0</p>	<p>Variable description</p>																																																																																
<p>Time span of the variable</p> <table border="1" style="width: 100%; text-align: center;"> <tr> <td>1983</td><td>1984</td><td>1985</td><td>1986</td><td>1987</td><td>1988</td><td>1989</td><td>1990</td><td>1991</td><td>1992</td> </tr> <tr> <td style="background-color: #e0e0e0;"></td><td style="background-color: #e0e0e0;"></td><td style="background-color: #e0e0e0;"></td><td style="background-color: #e0e0e0;"></td><td style="background-color: #e0e0e0;"></td><td style="background-color: #e0e0e0;"></td><td style="background-color: #e0e0e0;"></td><td style="background-color: #e0e0e0;"></td><td style="background-color: #e0e0e0;"></td><td style="background-color: #e0e0e0;"></td> </tr> <tr> <td>1993</td><td>1994</td><td>1995</td><td>1996</td><td>1997</td><td>1998</td><td>1999</td><td>2000</td><td>2001</td><td>2002</td> </tr> <tr> <td style="background-color: #e0e0e0;"></td><td style="background-color: #e0e0e0;"></td><td style="background-color: #e0e0e0;"></td><td style="background-color: #e0e0e0;"></td><td style="background-color: #e0e0e0;"></td><td style="background-color: #e0e0e0;"></td><td style="background-color: #e0e0e0;"></td><td style="background-color: #e0e0e0;"></td><td style="background-color: #e0e0e0;"></td><td style="background-color: #e0e0e0;"></td> </tr> <tr> <td>2003</td><td>2004</td><td>2005</td><td>2006</td><td>2007</td><td>2008</td><td>2009</td><td>2010</td><td>2011</td><td>2012</td> </tr> <tr> <td style="background-color: #e0e0e0;"></td><td style="background-color: #e0e0e0;"></td><td style="background-color: #e0e0e0;"></td><td style="background-color: #e0e0e0;"></td><td style="background-color: #e0e0e0;"></td><td style="background-color: #e0e0e0;"></td><td style="background-color: #e0e0e0;"></td><td style="background-color: #e0e0e0;"></td><td style="background-color: #e0e0e0;"></td><td style="background-color: #e0e0e0;"></td> </tr> <tr> <td>2013</td><td>2014</td><td>2015</td><td>2016</td><td>2017</td><td>2018</td><td>2019</td><td>2020</td><td>2021</td><td>2022</td> </tr> <tr> <td style="background-color: #e0e0e0;"></td><td style="background-color: #e0e0e0;"></td><td style="background-color: #e0e0e0;"></td><td style="background-color: #e0e0e0;"></td><td style="background-color: #003366;"></td><td style="background-color: #e0e0e0;"></td><td style="background-color: #e0e0e0;"></td><td style="background-color: #e0e0e0;"></td><td style="background-color: #e0e0e0;"></td><td style="background-color: #e0e0e0;"></td> </tr> </table>		1983	1984	1985	1986	1987	1988	1989	1990	1991	1992											1993	1994	1995	1996	1997	1998	1999	2000	2001	2002											2003	2004	2005	2006	2007	2008	2009	2010	2011	2012											2013	2014	2015	2016	2017	2018	2019	2020	2021	2022										
1983	1984	1985	1986	1987	1988	1989	1990	1991	1992																																																																								
1993	1994	1995	1996	1997	1998	1999	2000	2001	2002																																																																								
2003	2004	2005	2006	2007	2008	2009	2010	2011	2012																																																																								
2013	2014	2015	2016	2017	2018	2019	2020	2021	2022																																																																								

Nr.	Name	Label	Survey period	Survey frequency
3.388)	sq_201710_7b	click_Trump_Environment	2017	Oct

Wording of the question

<p>10/2017</p> <p>WES special question</p> <p>Economic impacts of the Trump Administration</p> <p>Please indicate if the influence of the Trump administration on the following US domestic policy outcomes has been in line with your expectations:</p> <p>- Environmental protection</p> <p>worse than expected as expected better than expected</p> <p>-100 100</p> <p style="text-align: center;">0</p>	<p>Variable description</p> <p>Clicks used until final assessment of expected general situation</p> <p>Number of clicks for question sq_201710_7a</p>																																																																																
<p>Time span of the variable</p> <table border="1" style="width: 100%; text-align: center;"> <tr><td>1983</td><td>1984</td><td>1985</td><td>1986</td><td>1987</td><td>1988</td><td>1989</td><td>1990</td><td>1991</td><td>1992</td></tr> <tr><td style="background-color: #e0f2f7;"></td><td style="background-color: #e0f2f7;"></td><td style="background-color: #e0f2f7;"></td><td style="background-color: #e0f2f7;"></td><td style="background-color: #e0f2f7;"></td><td style="background-color: #e0f2f7;"></td><td style="background-color: #e0f2f7;"></td><td style="background-color: #e0f2f7;"></td><td style="background-color: #e0f2f7;"></td><td style="background-color: #e0f2f7;"></td></tr> <tr><td>1993</td><td>1994</td><td>1995</td><td>1996</td><td>1997</td><td>1998</td><td>1999</td><td>2000</td><td>2001</td><td>2002</td></tr> <tr><td style="background-color: #e0f2f7;"></td><td style="background-color: #e0f2f7;"></td><td style="background-color: #e0f2f7;"></td><td style="background-color: #e0f2f7;"></td><td style="background-color: #e0f2f7;"></td><td style="background-color: #e0f2f7;"></td><td style="background-color: #e0f2f7;"></td><td style="background-color: #e0f2f7;"></td><td style="background-color: #e0f2f7;"></td><td style="background-color: #e0f2f7;"></td></tr> <tr><td>2003</td><td>2004</td><td>2005</td><td>2006</td><td>2007</td><td>2008</td><td>2009</td><td>2010</td><td>2011</td><td>2012</td></tr> <tr><td style="background-color: #e0f2f7;"></td><td style="background-color: #e0f2f7;"></td><td style="background-color: #e0f2f7;"></td><td style="background-color: #e0f2f7;"></td><td style="background-color: #e0f2f7;"></td><td style="background-color: #e0f2f7;"></td><td style="background-color: #e0f2f7;"></td><td style="background-color: #e0f2f7;"></td><td style="background-color: #e0f2f7;"></td><td style="background-color: #e0f2f7;"></td></tr> <tr><td>2013</td><td>2014</td><td>2015</td><td>2016</td><td>2017</td><td>2018</td><td>2019</td><td>2020</td><td>2021</td><td>2022</td></tr> <tr><td style="background-color: #e0f2f7;"></td><td style="background-color: #e0f2f7;"></td><td style="background-color: #e0f2f7;"></td><td style="background-color: #e0f2f7;"></td><td style="background-color: #004a80;"></td><td style="background-color: #e0f2f7;"></td><td style="background-color: #e0f2f7;"></td><td style="background-color: #e0f2f7;"></td><td style="background-color: #e0f2f7;"></td><td style="background-color: #e0f2f7;"></td></tr> </table>		1983	1984	1985	1986	1987	1988	1989	1990	1991	1992											1993	1994	1995	1996	1997	1998	1999	2000	2001	2002											2003	2004	2005	2006	2007	2008	2009	2010	2011	2012											2013	2014	2015	2016	2017	2018	2019	2020	2021	2022										
1983	1984	1985	1986	1987	1988	1989	1990	1991	1992																																																																								
1993	1994	1995	1996	1997	1998	1999	2000	2001	2002																																																																								
2003	2004	2005	2006	2007	2008	2009	2010	2011	2012																																																																								
2013	2014	2015	2016	2017	2018	2019	2020	2021	2022																																																																								

Nr.	Name	Label	Survey period	Survey frequency
3.389)	sq_201710_7c	Expectation Environment	2017	Oct

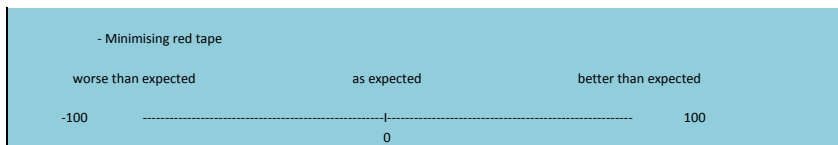
Wording of the question

<p>10/2017</p> <p>WES special question</p> <p>Economic impacts of the Trump Administration</p> <p>Please indicate if the influence of the Trump administration on the following US domestic policy outcomes has been in line with your expectations:</p> <table border="1" style="width: 100%; text-align: center;"> <tr> <td style="width: 25%;">Environmental protection</td> <td style="width: 12.5%;">worse then expected [1]</td> <td style="width: 12.5%;">as expected [2]</td> <td style="width: 12.5%;">better than expected [3]</td> <td style="width: 12.5%;">don't know [4]</td> </tr> <tr> <td style="background-color: #e0f2f7;"></td> <td style="background-color: #e0f2f7;"></td> <td style="background-color: #e0f2f7;"></td> <td style="background-color: #e0f2f7;"></td> <td style="background-color: #e0f2f7;"></td> </tr> </table>	Environmental protection	worse then expected [1]	as expected [2]	better than expected [3]	don't know [4]						<p>Variable description</p>																																																																						
Environmental protection	worse then expected [1]	as expected [2]	better than expected [3]	don't know [4]																																																																													
<p>Time span of the variable</p> <table border="1" style="width: 100%; text-align: center;"> <tr><td>1983</td><td>1984</td><td>1985</td><td>1986</td><td>1987</td><td>1988</td><td>1989</td><td>1990</td><td>1991</td><td>1992</td></tr> <tr><td style="background-color: #e0f2f7;"></td><td style="background-color: #e0f2f7;"></td><td style="background-color: #e0f2f7;"></td><td style="background-color: #e0f2f7;"></td><td style="background-color: #e0f2f7;"></td><td style="background-color: #e0f2f7;"></td><td style="background-color: #e0f2f7;"></td><td style="background-color: #e0f2f7;"></td><td style="background-color: #e0f2f7;"></td><td style="background-color: #e0f2f7;"></td></tr> <tr><td>1993</td><td>1994</td><td>1995</td><td>1996</td><td>1997</td><td>1998</td><td>1999</td><td>2000</td><td>2001</td><td>2002</td></tr> <tr><td style="background-color: #e0f2f7;"></td><td style="background-color: #e0f2f7;"></td><td style="background-color: #e0f2f7;"></td><td style="background-color: #e0f2f7;"></td><td style="background-color: #e0f2f7;"></td><td style="background-color: #e0f2f7;"></td><td style="background-color: #e0f2f7;"></td><td style="background-color: #e0f2f7;"></td><td style="background-color: #e0f2f7;"></td><td style="background-color: #e0f2f7;"></td></tr> <tr><td>2003</td><td>2004</td><td>2005</td><td>2006</td><td>2007</td><td>2008</td><td>2009</td><td>2010</td><td>2011</td><td>2012</td></tr> <tr><td style="background-color: #e0f2f7;"></td><td style="background-color: #e0f2f7;"></td><td style="background-color: #e0f2f7;"></td><td style="background-color: #e0f2f7;"></td><td style="background-color: #e0f2f7;"></td><td style="background-color: #e0f2f7;"></td><td style="background-color: #e0f2f7;"></td><td style="background-color: #e0f2f7;"></td><td style="background-color: #e0f2f7;"></td><td style="background-color: #e0f2f7;"></td></tr> <tr><td>2013</td><td>2014</td><td>2015</td><td>2016</td><td>2017</td><td>2018</td><td>2019</td><td>2020</td><td>2021</td><td>2022</td></tr> <tr><td style="background-color: #e0f2f7;"></td><td style="background-color: #e0f2f7;"></td><td style="background-color: #e0f2f7;"></td><td style="background-color: #e0f2f7;"></td><td style="background-color: #004a80;"></td><td style="background-color: #e0f2f7;"></td><td style="background-color: #e0f2f7;"></td><td style="background-color: #e0f2f7;"></td><td style="background-color: #e0f2f7;"></td><td style="background-color: #e0f2f7;"></td></tr> </table>		1983	1984	1985	1986	1987	1988	1989	1990	1991	1992											1993	1994	1995	1996	1997	1998	1999	2000	2001	2002											2003	2004	2005	2006	2007	2008	2009	2010	2011	2012											2013	2014	2015	2016	2017	2018	2019	2020	2021	2022										
1983	1984	1985	1986	1987	1988	1989	1990	1991	1992																																																																								
1993	1994	1995	1996	1997	1998	1999	2000	2001	2002																																																																								
2003	2004	2005	2006	2007	2008	2009	2010	2011	2012																																																																								
2013	2014	2015	2016	2017	2018	2019	2020	2021	2022																																																																								

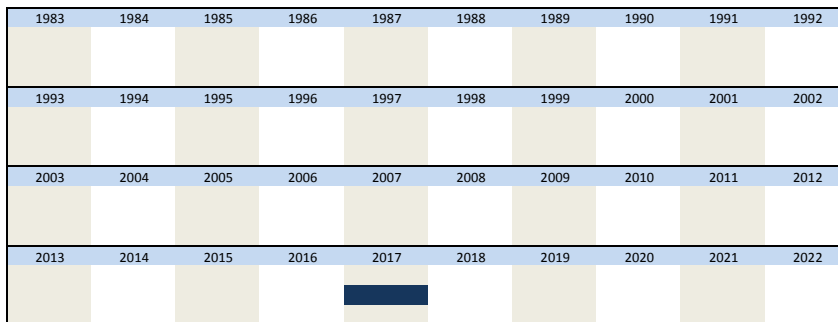
Nr.	Name	Label	Survey period	Survey frequency
3.390)	sq_201710_8a	VAS Red Tape	2017	Oct

Wording of the question

<p>10/2017</p> <p>WES special question</p> <p>Economic impacts of the Trump Administration</p> <p>Please indicate if the influence of the Trump administration on the following US domestic policy outcomes has been in line with your expectations:</p>	<p>Variable description</p>
---	-----------------------------



Time span of the variable

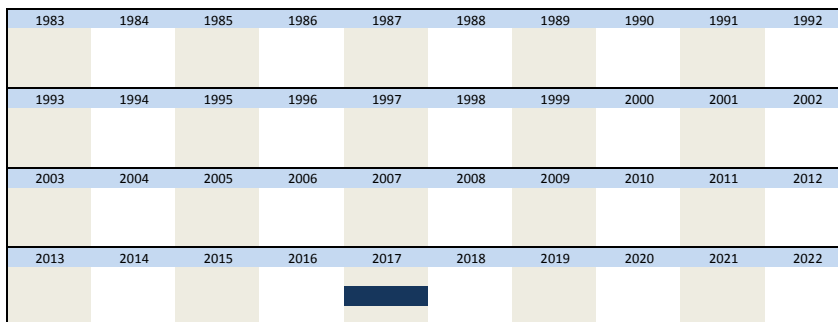


Nr.	Name	Label	Survey period	Survey frequency
3.391)	sq_201710_8b	click_Trump_Red_Tape	2017	Oct

Wording of the question

<p>10/2017</p> <p>WES special question</p> <p>Economic impacts of the Trump Administration</p> <p>Please indicate if the influence of the Trump administration on the following US domestic policy outcomes has been in line with your expectations:</p> <p>- Minimising red tape</p> <p>worse than expected as expected better than expected</p> <p>-100 0 100</p>	<p>Variable description</p> <p>Clicks used until final assessment of expected general situation</p> <p>Number of clicks for question sq_201710_8a</p>
--	---

Time span of the variable



Nr.	Name	Label	Survey period	Survey frequency
3.392)	sq_201710_8c	Expectation Red Tape	2017	Oct

Wording of the question

<p>10/2017</p> <p>WES special question</p> <p>Economic impacts of the Trump Administration</p> <p>Please indicate if the influence of the Trump administration on the following US domestic policy outcomes has been in line with your expectations:</p> <table border="1" style="margin-left: auto; margin-right: auto;"> <tr> <td>Minimising red tape</td> <td>worse then expected [1]</td> <td>as expected [2]</td> <td>better than expected [3]</td> <td>don't know [4]</td> </tr> </table>	Minimising red tape	worse then expected [1]	as expected [2]	better than expected [3]	don't know [4]	<p>Variable description</p>
Minimising red tape	worse then expected [1]	as expected [2]	better than expected [3]	don't know [4]		

2003	2004	2005	2006	2007	2008	2009	2010	2011	2012
2013	2014	2015	2016	2017	2018	2019	2020	2021	2022

Nr.	Name	Label	Survey period	Survey frequency
3.395)	sq_201710_9c	Expectation Illegal Immigration	2017	Oct

Wording of the question

10/2017	Variable description										
<p>WES special question</p> <p>Economic impacts of the Trump Administration</p> <p>Please indicate if the influence of the Trump administration on the following US domestic policy outcomes has been in line with your expectations:</p> <table border="1"> <tr> <td>Prevention of illegal immigration</td> <td>worse than expected [1]</td> <td>as expected [2]</td> <td>better than expected [3]</td> <td>don't know [4]</td> </tr> <tr> <td></td> <td></td> <td></td> <td></td> <td></td> </tr> </table>		Prevention of illegal immigration	worse than expected [1]	as expected [2]	better than expected [3]	don't know [4]					
Prevention of illegal immigration	worse than expected [1]	as expected [2]	better than expected [3]	don't know [4]							

Time span of the variable

1983	1984	1985	1986	1987	1988	1989	1990	1991	1992
1993	1994	1995	1996	1997	1998	1999	2000	2001	2002
2003	2004	2005	2006	2007	2008	2009	2010	2011	2012
2013	2014	2015	2016	2017	2018	2019	2020	2021	2022

Nr.	Name	Label	Survey period	Survey frequency
3.396)	sq_201710_10a	financial terms poor	2017	Oct

Wording of the question

10/2017	Variable description								
<p>WES special question</p> <p>Economic impacts of the Trump Administration</p> <p>In financial terms who stands to benefit and or lose from policy measures announced/implemented by the Trump administration?</p> <table border="1"> <tr> <td>The poor</td> <td>lose [1]</td> <td>neutral [2]</td> <td>benefit [3]</td> </tr> <tr> <td></td> <td></td> <td></td> <td></td> </tr> </table>		The poor	lose [1]	neutral [2]	benefit [3]				
The poor	lose [1]	neutral [2]	benefit [3]						

Time span of the variable

1983	1984	1985	1986	1987	1988	1989	1990	1991	1992
1993	1994	1995	1996	1997	1998	1999	2000	2001	2002
2003	2004	2005	2006	2007	2008	2009	2010	2011	2012
2013	2014	2015	2016	2017	2018	2019	2020	2021	2022

--	--	--	--	--	--

Nr.	Name	Label	Survey period	Survey frequency
3.397)	sq_201710_10b	financial terms middle class	2017	Oct

Wording of the question

10/2017	Variable description								
<p>WES special question</p> <p>Economic impacts of the Trump Administration</p> <p>In financial terms who stands to benefit and or lose from policy measures announced/implemented by the Trump administration?</p> <table border="1" style="margin-left: 20px;"> <tr> <td>The middle class</td> <td>lose [1]</td> <td>neutral [2]</td> <td>benefit [3]</td> </tr> <tr> <td></td> <td></td> <td></td> <td></td> </tr> </table>		The middle class	lose [1]	neutral [2]	benefit [3]				
The middle class	lose [1]	neutral [2]	benefit [3]						

Time span of the variable

1983	1984	1985	1986	1987	1988	1989	1990	1991	1992
1993	1994	1995	1996	1997	1998	1999	2000	2001	2002
2003	2004	2005	2006	2007	2008	2009	2010	2011	2012
2013	2014	2015	2016	2017	2018	2019	2020	2021	2022

Nr.	Name	Label	Survey period	Survey frequency
3.398)	sq_201710_10c	financial terms rich	2017	Oct

Wording of the question

10/2017	Variable description								
<p>WES special question</p> <p>Economic impacts of the Trump Administration</p> <p>In financial terms who stands to benefit and or lose from policy measures announced/implemented by the Trump administration?</p> <table border="1" style="margin-left: 20px;"> <tr> <td>The rich</td> <td>lose [1]</td> <td>neutral [2]</td> <td>benefit [3]</td> </tr> <tr> <td></td> <td></td> <td></td> <td></td> </tr> </table>		The rich	lose [1]	neutral [2]	benefit [3]				
The rich	lose [1]	neutral [2]	benefit [3]						

Time span of the variable

1983	1984	1985	1986	1987	1988	1989	1990	1991	1992
1993	1994	1995	1996	1997	1998	1999	2000	2001	2002
2003	2004	2005	2006	2007	2008	2009	2010	2011	2012
2013	2014	2015	2016	2017	2018	2019	2020	2021	2022

Nr.	Name	Label	Survey period	Survey frequency
-----	------	-------	---------------	------------------

3.399)

sq_201710_11a

VAS International Trade

2017

Oct

Wording of the question

10/2017	Variable description								
<p>WES special question</p> <p>Economic impacts of the Trump Administration</p> <p>From the perspective of your country, indicate if the influence of the Trump administration on the following international policy outcomes has been in line with your expectations:</p> <p>- Balancing internat. Trade</p> <p>worse than expected as expected better than expected</p> <p>-100 ----- 0 ----- 100</p>									
Time span of the variable									
1983	1984	1985	1986	1987	1988	1989	1990	1991	1992
1993	1994	1995	1996	1997	1998	1999	2000	2001	2002
2003	2004	2005	2006	2007	2008	2009	2010	2011	2012
2013	2014	2015	2016	2017	2018	2019	2020	2021	2022

Nr.

Name

Label

Survey period

Survey frequency

3.400)

sq_201710_11b

click_Trump_International_Trade

2017

Oct

Wording of the question

10/2017	Variable description								
<p>WES special question</p> <p>Economic impacts of the Trump Administration</p> <p>From the perspective of your country, indicate if the influence of the Trump administration on the following international policy outcomes has been in line with your expectations:</p> <p>- Balancing internat. Trade</p> <p>worse than expected as expected better than expected</p> <p>-100 ----- 0 ----- 100</p>	<p>Clicks used until final assessment of expected general situation</p> <p>Number of clicks for question sq_201710_11a</p>								
Time span of the variable									
1983	1984	1985	1986	1987	1988	1989	1990	1991	1992
1993	1994	1995	1996	1997	1998	1999	2000	2001	2002
2003	2004	2005	2006	2007	2008	2009	2010	2011	2012
2013	2014	2015	2016	2017	2018	2019	2020	2021	2022

Nr.

Name

Label

Survey period

Survey frequency

3.401)

sq_201710_11c

Expectation International Trade

2017

Oct

Wording of the question

10/2017	Variable description
WES special question	

Economic impacts of the Trump Administration

From the perspective of **your country**, indicate if the **influence** of the Trump administration on the following **international** policy outcomes has been in line with your expectations:

Balancing internat. Trade	worse than expected [1]	as expected [2]	better than expected [3]	don't know [4]

Time span of the variable

1983	1984	1985	1986	1987	1988	1989	1990	1991	1992
1993	1994	1995	1996	1997	1998	1999	2000	2001	2002
2003	2004	2005	2006	2007	2008	2009	2010	2011	2012
2013	2014	2015	2016	2017	2018	2019	2020	2021	2022

Nr.	Name	Label	Survey period	Survey frequency
3.402)	sq_201710_12a	VAS Cooperation Organisations	2017	Oct

Wording of the question

10/2017	Variable description
<p>WES special question</p> <p>Economic impacts of the Trump Administration</p> <p>From the perspective of your country, indicate if the influence of the Trump administration on the following international policy outcomes has been in line with your expectations:</p> <p>- Cooperation in multilateral organisations</p> <p>worse than expected as expected better than expected</p> <p>-100 100</p> <p style="text-align: center;">0</p>	

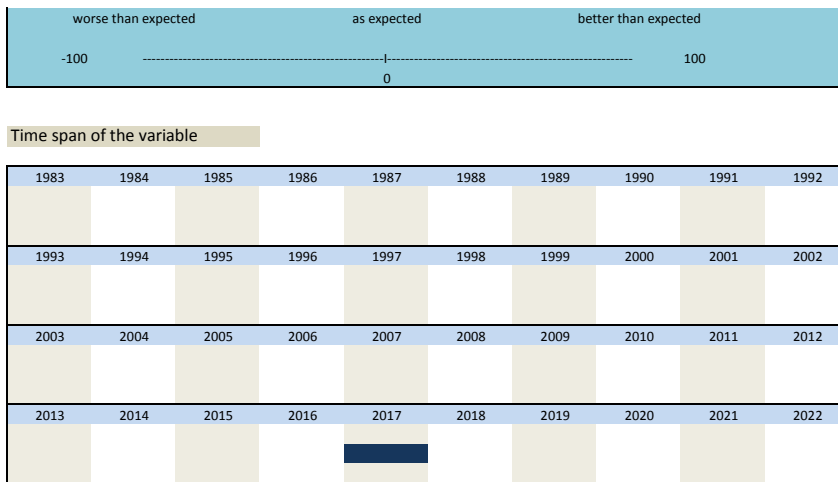
Time span of the variable

1983	1984	1985	1986	1987	1988	1989	1990	1991	1992
1993	1994	1995	1996	1997	1998	1999	2000	2001	2002
2003	2004	2005	2006	2007	2008	2009	2010	2011	2012
2013	2014	2015	2016	2017	2018	2019	2020	2021	2022

Nr.	Name	Label	Survey period	Survey frequency
3.403)	sq_201710_12b	click_Trump_Cooperation_Organisation	2017	Oct

Wording of the question

10/2017	Variable description
<p>WES special question</p> <p>Economic impacts of the Trump Administration</p> <p>From the perspective of your country, indicate if the influence of the Trump administration on the following international policy outcomes has been in line with your expectations:</p> <p>- Cooperation in multilateral organisations</p>	<p>Clicks used until final assessment of expected general situation</p> <p>Number of clicks for question sq_201710_12a</p>



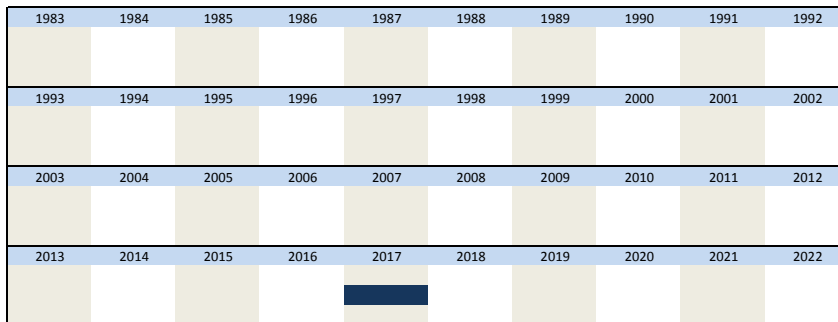
Nr.	Name	Label	Survey period	Survey frequency
-----	------	-------	---------------	------------------

3.404)	sq_201710_12c	Expectation Cooperation Organisation	2017	Oct
--------	---------------	--------------------------------------	------	-----

Wording of the question

10/2017	Variable description					
<p>WES special question</p> <p>Economic impacts of the Trump Administration</p> <p>From the perspective of your country, indicate if the influence of the Trump administration on the following international policy outcomes has been in line with your expectations:</p> <table border="1"> <tr> <td>Cooperation in multilateral organisations</td> <td>worse then expected [1]</td> <td>as expected [2]</td> <td>better than expected [3]</td> <td>don't know [4]</td> </tr> </table>	Cooperation in multilateral organisations	worse then expected [1]	as expected [2]	better than expected [3]	don't know [4]	
Cooperation in multilateral organisations	worse then expected [1]	as expected [2]	better than expected [3]	don't know [4]		

Time span of the variable



Nr.	Name	Label	Survey period	Survey frequency
-----	------	-------	---------------	------------------

3.405)	sq_201710_13a	VAS Peace and Security	2017	Oct
--------	---------------	------------------------	------	-----

Wording of the question

10/2017	Variable description
<p>WES special question</p> <p>Economic impacts of the Trump Administration</p> <p>From the perspective of your country, indicate if the influence of the Trump administration on the following international policy outcomes has been in line with your expectations:</p> <p>- Peace & Security</p> <p>worse than expected as expected better than expected</p> <p>-100 ----- 100</p> <p>0</p>	

Time span of the variable

1983	1984	1985	1986	1987	1988	1989	1990	1991	1992
1993	1994	1995	1996	1997	1998	1999	2000	2001	2002
2003	2004	2005	2006	2007	2008	2009	2010	2011	2012
2013	2014	2015	2016	2017	2018	2019	2020	2021	2022

Nr.	Name	Label	Survey period	Survey frequency
3.406)	sq_201710_13b	click_Trump_Peace_and_Security	2017	Oct

Wording of the question

10/2017	Variable description
<p>WES special question</p> <p>Economic impacts of the Trump Administration</p> <p>From the perspective of your country, indicate if the influence of the Trump administration on the following international policy outcomes has been in line with your expectations:</p> <p>- Peace & Security</p> <p>worse than expected as expected better than expected</p> <p>-100 ----- ----- 100</p> <p style="text-align: center;">0</p>	<p>Clicks used until final assessment of expected general situation</p> <p>Number of clicks for question sq_201710_13a</p>

Time span of the variable

1983	1984	1985	1986	1987	1988	1989	1990	1991	1992
1993	1994	1995	1996	1997	1998	1999	2000	2001	2002
2003	2004	2005	2006	2007	2008	2009	2010	2011	2012
2013	2014	2015	2016	2017	2018	2019	2020	2021	2022

Nr.	Name	Label	Survey period	Survey frequency
3.407)	sq_201710_13c	Expectation Peace and Security	2017	Oct

Wording of the question

10/2017	Variable description										
<p>WES special question</p> <p>Economic impacts of the Trump Administration</p> <p>From the perspective of your country, indicate if the influence of the Trump administration on the following international policy outcomes has been in line with your expectations:</p> <table border="1" style="margin-left: auto; margin-right: auto;"> <tr> <td>Peace & Security</td> <td>worse then expected [1]</td> <td>as expected [2]</td> <td>better than expected [3]</td> <td>don't know [4]</td> </tr> <tr> <td></td> <td></td> <td></td> <td></td> <td></td> </tr> </table>	Peace & Security	worse then expected [1]	as expected [2]	better than expected [3]	don't know [4]						
Peace & Security	worse then expected [1]	as expected [2]	better than expected [3]	don't know [4]							

Time span of the variable

1983	1984	1985	1986	1987	1988	1989	1990	1991	1992
1993	1994	1995	1996	1997	1998	1999	2000	2001	2002

2003	2004	2005	2006	2007	2008	2009	2010	2011	2012
2013	2014	2015	2016	2017	2018	2019	2020	2021	2022